

1982

Census of  
Service Industries

---

SC82-A-38

GEOGRAPHIC AREA SERIES

Oregon



---

U.S. Department of Commerce  
BUREAU OF THE CENSUS

BUREAU OF THE CENSUS  
LIBRARY

Census  
HD  
9931.4  
.U54x  
1984  
[v.1]  
pt.38  
c.2

---

The publications  
from the 1982 Economic and  
Agriculture Censuses are dedicated  
to the memory of Shirley Kallek,  
Associate Director for Economic Fields.  
During her career at the Bureau of the  
Census (1955 to 1983), she continually  
directed efforts to improve  
the timeliness and accuracy of  
economic statistics.

---

# 1982

# Census of Service Industries

---

SC82-A-38

GEOGRAPHIC AREA SERIES

# Oregon

---

Issued October 1984



**U.S. Department of Commerce**  
**Malcolm Baldrige**, Secretary  
**Clarence J. Brown**, Deputy Secretary  
**Sidney Jones**, Under Secretary for  
Economic Affairs

**BUREAU OF THE CENSUS**  
**John G. Keane**,  
Director

---



**BUREAU OF THE CENSUS**  
**John G. Keane, Director**  
**C. L. Kincannon, Deputy Director**

**Charles A. Waite, Associate Director for  
Economic Fields**

**John H. Berry, Assistant Director for  
Economic and Agriculture Censuses**

**BUSINESS DIVISION**  
**Howard N. Hamilton, Chief**

**ACKNOWLEDGMENTS**—Many persons participated in the various activities of the 1982 Census of Service Industries. Primary direction of the program was performed by Shirley Kallek, Associate Director for Economic Fields (until May 1983), Charles A. Waite, her successor and Michael G. Farrell, Assistant Director for Economic and Agriculture Censuses (until August 1984), and John H. Berry, his successor.

This report was prepared in the Business Division under the general direction of Gerald F. Cranford, Chief (until December 1983), and Howard N. Hamilton, his successor. Bobby E. Russell, Assistant Division Chief for Census Programs, was responsible for the overall planning and management of the census of service industries; he also coordinated Business Division's activities with other divisions.

Planning and implementing this report were under the direction of Sidney O. Marcus, Chief, Service Census Branch, with primary staff assistance by Jack B. Moody, Rockwell Livingston, Leatrice D. Hines, Thomas E. Bell, Tom S. Hinman, Kathryn B. Cheza, Helen M. Reilly, and Donna L. Nafzinger. Alvin H. Barten, Chief, Cross Industries Branch, with primary staff assistance by Edward D. Walker, coordinated activities, specifications, and procedures with the other economic censuses. Computer programs were developed under the general supervision of Howard R. Dennis, Assistant Division Chief for Data Processing. William C. Wester, Chief, Census Programming Branch, assisted by Steven G. McCraith, Judith A. McKay, William E. Jagg, and Robert J. Hemmig, was primarily responsible for planning and implementing the programs. The computer programs were developed by Leonard S. Sammarco, Jane M. Jaworski, Ann Chen Liao, Janice S. Farquhar, Donald K. Salzman, and Christina Arledge. Emory G. Fuller and Pearl E. Young were responsible for scheduling and control of computer processing. Quality control and sample design were under the direction of Nash J. Monsour, Assistant Division Chief for Research and Methodology, with primary staff assistance by Joseph K. Garrett, Carl A. Kunschik, and Michael Z. Shimberg. Dorothy J. Reynolds, Assistant Division Chief for Current Programs, provided valuable assistance in coordinating the current survey interface.

Systems and procedures for mailout, receipt, correspondence, data input, industry classification, other clerical processing, administrative record processing, and quality control, along with the associated electronic computer programs, were developed in the Economic Surveys Division, W. Joel Richardson, Chief.

Planning, design, review, and composition of report forms were performed in the Administrative Services Division, Robert L. Kirkland, Chief.

Publication planning, design, editorial review, composition, and printing procurement were performed in the Publications Services Division, Raymond J. Koski, Chief.

Geographic coding procedures and associated computer programs were developed in the Geography Division, Robert W. Marx, Chief.

Mailout preparation and receipt operations, clerical and analytical review activities, data keying, and geocoding review were performed in the Data Preparation Division, Don L. Adams, Chief.

Computer processing was performed in the Computer Services Division, C. Thomas DiNenna, Chief (until February 1984), and John E. Halterman, his successor.

Photocomposition programs for the statistical tables were developed in the Systems Support Division, Larry J. Patin, Chief (until October 1983), and Arnold E. Levin, his successor.

The overall planning and review of the census operations were performed by the staff of the office of the Assistant Director for Economic and Agriculture Censuses.

Special acknowledgment is also due the many businesses whose cooperation has contributed to the publication of these data.

---

**Library of Congress Cataloging in Publication Data**

Census of service industries (1982)  
1982 census of service industries.

Contents: [1] Geographic area series — [2] Industry series.

Supt. of Doc. no.: C 3.257/3: SC82-A-

1. Service industries—United States—Statistics.

I. United States. Bureau of the Census. II. Title.

HD9981.4.C46 1984 338.4'7'000973 83-600218

---

For sale by Superintendent of Documents, U.S. Government Printing Office, Washington, D.C. 20402.



# INTRODUCTION

## ECONOMIC CENSUSES OVER TIME

The early beginnings of America's industrial output were first measured in the United States in the 1810 Decennial Census and again in 1820, when questions on manufacturing were included with those for population. Beginning with the 1840 Decennial Census, there were enumerations of manufactures and mineral industries at 10-year intervals up to and including the year 1900 for manufactures and 1940 for mineral industries. The latter census was again taken for 1954, 1958, 1963, and 1967.

Because of the increasing dominance of manufacturing in the early 20th century, Congress directed that quinquennial censuses of manufactures be taken beginning in 1905. However, from 1919 through 1939, these censuses were conducted every 2 years. The need for war-related current surveys in the early 1940's postponed the next census of manufactures until 1948 (for 1947). That census was again taken for 1954, 1958, 1963, and 1967.

Retail and wholesale trade data were first collected in 1930, and in 1933 information on selected service industries was added to the data-collection operation. These business censuses, as they were called, were again taken for 1935, 1939 (as part of the 1940 decennial program), 1948, 1954, 1958, 1963, and 1967.

Information on construction industries was first obtained in 1930 and again for 1935 and 1939. Data for the full spectrum of construction industries were not gathered again until 1968 (for 1967).

The need for transportation data to supplement information available from existing governmental or private sources was recognized by Congress in the late 1950's and early 1960's. The census of transportation (consisting of several surveys) was first taken for 1963 and again for 1967.

Since 1967, all of the above censuses have been taken quinquennially as part of the Census Bureau's economic census program. (For the 1977 censuses, the coverage of the service industries was broadened from "selected services" to all services, except religious organizations and private households. A total of 41 additional four-digit standard industrial classifications<sup>1</sup> (SIC's) in 7 SIC major groups was added to the scope of the census. While most of the industries included for the first time for 1977 were covered again for 1982, some were not, i.e., hospitals; elementary and secondary schools; colleges, universities, and professional schools; junior colleges and technical institutes; labor unions and similar labor organizations; and political organizations.)

<sup>1</sup>Standard Industrial Classification Manual: 1972. For sale by Superintendent of Documents, U.S. Government Printing Office, Washington, D.C. 20402. Stock No. 041-001-00066-6. 1977 Supplement. Stock No. 003-005-00176-0.

The first manufacturing census for an outlying area was conducted in Puerto Rico for the year 1909. Thereafter, with the exception of 1929, a census was taken at 10-year intervals through 1949. The first censuses of retail trade, wholesale trade, and selected service industries in Puerto Rico were conducted for 1939. These censuses also were taken for the years 1949, 1954, 1958, 1963, and 1967. A census of construction industries was first introduced in Puerto Rico for 1967. These censuses of Puerto Rico have been taken since then for the years 1972, 1977, and 1982.

Censuses of manufactures, retail trade, wholesale trade, and selected service industries were conducted in Guam and the Virgin Islands of the United States for 1958, 1963, 1967, 1972, 1977, and 1982. Censuses of mineral industries were taken in the Virgin Islands of the United States for the years 1958, 1963, and 1967 but not since that time. A census of construction industries was also undertaken in these areas for 1972, 1977, and 1982.

Retail trade, wholesale trade, selected service industries, manufacturing, and construction industries were canvassed for the first time in the Northern Mariana Islands in 1983 (for 1982).

For 1982, the economic censuses and agriculture censuses were conducted concurrently.

## USES OF THE ECONOMIC CENSUSES

The economic censuses are the major source for facts about the structure and functioning of the Nation's economy and provide essential information for government, business, industry, and the general public. They provide an important part of the framework for such composite measures as the gross national product, input-output measures, indexes of industrial production, and indexes measuring productivity and price levels. Information from the censuses is used to establish sampling frames and as benchmarks for current surveys of business activity, which are essential for measuring short-term economic conditions.

State and local governments use census data to assess business activities within their jurisdictions. The private sector uses the data to forecast general economic conditions; analyze sales performance; lay out sales territories; allocate funds for advertising; decide on locations for new plants, warehouses, or stores; and measure potential markets in terms of size, geographic areas, kinds of business, and kinds of products made or sold.

Following every census, thousands of businesses and other users purchase reports. Likewise, census facts are widely disseminated by trade associations, business journals, and newspapers. Volumes containing census statistics are available in most major public and college libraries. All 1982 data are available on microfiche from the U.S. Government Printing Office and most data on



computer tape from the Census Bureau. Finally, the more than 50 State Data Centers also are suppliers of economic census statistics.

## AUTHORITY AND SCOPE OF THE ECONOMIC CENSUSES

The economic censuses are required by law under title 13 of the United States Code, sections 131, 191, and 224, which directs that they be taken at 5-year intervals for the years ending in 2 and 7. The 1982 Economic Censuses covered manufacturing, mining, construction industries, retail trade, wholesale trade, service industries, and selected transportation activities. Special programs also cover minority-owned and women-owned businesses. The next economic censuses are scheduled to be taken in 1988 for the year 1987.

## CENSUS OF SERVICE INDUSTRIES

The 1982 Census of Service Industries, part of the 1982 Economic Censuses, covered service industries as defined in the Standard Industrial Classification (SIC) Manual,<sup>1</sup> except Hospitals (SIC 806), Elementary and secondary schools (SIC 821), Colleges, universities, professional schools, and junior colleges (SIC 822), Labor unions and similar labor organizations (SIC 863), Political organizations (SIC 865), Religious organizations (SIC 866), Private households (SIC 881), and governmental organizations classified in the covered industries.

Data are presented for establishments in the following classifications:

| SIC code     | Title  |
|--------------|--|
| 70           | Hotels, rooming houses, camps, and other lodging places                    |
| 72           | Personal services  |
| 73           | Business services  |
| 75           | Automotive repair, services, and garages                                   |
| 76           | Miscellaneous repair services  |
| 78, 79       | Amusement and recreation services, including motion pictures               |
| 80, ex. 806  | Health services, except hospitals  |
| 81           | Legal services   |
| 823, 4, 9    | Selected educational services  |
| 83           | Social services  |
| 84           | Noncommercial museums, art galleries, and botanical and zoological gardens |
| 861, 2, 4, 9 | Selected membership organizations  |
| 89           | Miscellaneous services   |

This series of reports presents data for service establishments of firms subject to Federal income tax and

<sup>1</sup>Standard Industrial Classification Manual: 1972. For sale by Superintendent of Documents, U.S. Government Printing Office, Washington, D.C. 20402. Stock No. 041-001-00066-6. 1977 Supplement, Stock No. 003-005-00176-0.

## IV INTRODUCTION

(in separate tables) for firms which are exempt from Federal income tax under provisions of section 501 of the Internal Revenue Code. For 1982, only establishments with some payroll during the year are included; for previous census years, all establishments are included. For a more detailed explanation, see appendix A.

Many of the "kinds of business" or operation included in this report are not commercial in the sense of a "for-profit" activity; and the terms used to describe commercial business units often are not descriptive of such services. However, in the aggregate measurement of the production and delivery of goods and services in the economy, an attempt is made to maintain as much conformity of measures as practicable. Therefore, while some of the data measures, concepts, or terms (such as "business," "establishment," and "firm") are not usually associated with many of the noncommercial and professional activities, it must be recognized that they refer to an economic unit, such as a physical location or legal entity, involved in the production or distribution of goods or rendering of services.

The basic tabulations in this report do not include data for establishments which are auxiliary (primary function is providing a service, such as warehouses) to service establishments within the same organization. Data for auxiliaries are presented for selected industrial classifications in tables included in the United States Summary report issued as part of this series. Data for auxiliaries are presented for more detailed industry breakdowns in a subsequent report issued as part of the 1982 Enterprise Statistics reports.

For the 1982 Census of Service Industries, large- and medium-size firms, plus all firms known to operate more than one establishment, were sent questionnaires to be completed and returned to the Bureau by mail. For most very small firms, data from existing administrative records of other Federal agencies were used instead. These records provided basic information on location, kind of business, receipts, payroll, number of employees, and legal form of organization. In addition, more detailed information for selected kinds of business was obtained on the various questionnaires.

Appendix A gives a more detailed explanation of census coverage and methodology.

## CENSUS DISCLOSURE RULES

In accordance with Federal law governing census reports, no data are published that would disclose the operations of an individual establishment or business. However, the number of establishments in a kind-of-business classification is not considered a disclosure, so this information may be released even though other information is withheld.

## GEOGRAPHIC AREAS COVERED

This report series presents data for the following areas:

1. The United States as a whole.
2. Each State and the District of Columbia.

## SERVICE INDUSTRIES—GEOGRAPHIC AREA SERIES

3. Each standard consolidated statistical area (SCSA) defined by the Office of Management and Budget as of January 1, 1982, meeting the criteria published in the 1975 Standard Metropolitan Statistical Areas manual or Federal Register, January 3, 1980, Vol. 45, No. 2.<sup>2</sup> <sup>3</sup> An SCSA is an area used to facilitate the presentation and analysis of data for large concentrations of metropolitan populations. It includes two or more contiguous standard metropolitan statistical areas which have a population of at least 1,000,000<sup>4</sup> and which meet specific criteria of urban character and of social and economic integration.
4. Each standard metropolitan statistical area (SMSA) defined by the Office of Management and Budget as of January 1, 1982, meeting the criteria published in the 1975 Standard Metropolitan Statistical Areas manual or Federal Register, January 3, 1980, Vol. 45, No. 2.<sup>3</sup> An SMSA is an integrated economic and social unit with a population nucleus of at least 50,000 inhabitants.<sup>4</sup> Each SMSA consists of one or more counties meeting standards of metropolitan character; in New England, cities and towns rather than counties are the component geographic units.
5. The area within the State outside standard metropolitan statistical areas.
6. Each county or county equivalent.<sup>5</sup> <sup>6</sup>
7. Each municipality of 2,500 inhabitants or more incorporated as a city, borough, village, or town.<sup>4</sup> <sup>5</sup>  
For the economic censuses, boroughs and census areas in Alaska, boroughs in New York, and towns in New York and Wisconsin are not included in this category.
8. Special economic urban areas (SEUA's), which include townships in New Jersey and Pennsylvania and towns in New England with 10,000 inhabitants or more.<sup>4</sup>

<sup>2</sup>Standard Metropolitan Statistical Areas, Revised Edition 1975 (for SMSA's prior to January 3, 1980). For sale by Superintendent of Documents, U.S. Government Printing Office, Washington, D.C. 20402 and **Federal Register** (for SMSA's since January 3, 1980), Vol. 45, No. 2, pages 956-963. Available from Office of Information and Regulatory Affairs, Office of Management and Budget, Washington, D.C. 20503.

<sup>3</sup>On June 30, 1983, the Office of Management and Budget announced newly defined metropolitan statistical areas (MSA's), consolidated metropolitan statistical areas (CMSA's), and primary metropolitan statistical areas (PMSA's) into which previously defined SMSA's and SCSA's were restructured. The 1982 Economic Censuses publications do not present data for the newly defined areas. These areas were defined after 1982 publication plans were almost complete. Inclusion of the newly defined areas would have materially delayed the publication of the 1982 Economic Censuses reports. However, limited 1977 data for the new areas will be published in the 1984 edition of the **State and Metropolitan Area Data Book**, and limited 1982 data will be published in the 1985 edition.

<sup>4</sup>According to 1980 Census of Population.

<sup>5</sup>Those defined as of January 1, 1982.

<sup>6</sup>See appendix F for Alaska, Louisiana, Maryland, Missouri, Montana, Nevada, Virginia, and District of Columbia county equivalents.

## DOLLAR VALUES

All dollar values presented in this report are expressed in current dollars, i.e., 1982 data are expressed in 1982 dollars and 1977 data in 1977 dollars. Consequently, when making comparisons to prior years, users of the data should consider the inflation that has occurred.

## RELIABILITY OF DATA

All data compiled in this report originated from either census questionnaires or administrative records of other Federal agencies and, therefore, are not subject to sampling errors. However, the data are subject to nonsampling errors. Nonsampling errors can be attributed to many sources: inability to identify all cases in the actual universe; definition and classification difficulties; differences in the interpretation of questions; errors in recording or coding the data obtained; and other errors of collection, response, coverage, and estimation for missing or misreported data.

The accuracy of these tabulated data is determined by the joint effects of the various nonsampling errors. No direct measurement of these effects has been obtained except for estimation for missing or misreported data; however, precautionary steps were taken in all phases of the collection, processing, and tabulation of the data in an effort to minimize the effects of nonsampling errors.

The Bureau of the Census obtains on computer tape limited information extracted from administrative records of other Federal agencies. This information is used in conjunction with other information available to the Census Bureau to develop estimates for small employers and other establishments for which responses were not received in time for publication. For an indication of the extent that data included in these reports were obtained from the administrative records of other Federal agencies and from estimation, rather than reports directly from respondents, see appendix E. Also, see appendix A for a more detailed explanation of census coverage and methodology.

## MICROFICHE AND COMPUTER TAPES

The data in this report series are also available on microfiche and computer tapes. Microfiche reports are sold by the U.S. Government Printing Office. Computer tapes are sold by the Data User Services Division, Customer Services (Tapes), Bureau of the Census, Washington, D.C. 20233.

## SPECIAL TABULATIONS

Special tabulations of data collected in the 1982 Census of Service Industries may be obtained, depending on availability of time and personnel, on computer tape or in tabular form. The data will be in summary form and subject to the same rules prohibiting disclosure of confidential information (including name, address, kind of business, or other data for individual business establishments or companies) as are the regular publications.



Special tabulations are prepared on a cost basis. A request for a cost estimate, as well as exact specifications on the type and format of the data to be provided, should be directed to the Chief, Business Division, Bureau of the Census, Washington, D.C. 20233.

To discuss a special tabulation before submitting specifications, call 301-763-5282.

## ABBREVIATIONS AND SYMBOLS

The following abbreviations and symbols are used in this publication:

- \* See kind-of-business descriptions in appendix A for treatment of plant outlets.
- \*\* Data not provided because establishments without payroll are classified only at a broader kind-of-business level by the Internal Revenue Service.
- Represents zero.

†† Not available. Data for most establishments without payroll were extracted from information reported by businesses on Internal Revenue Service (IRS) Form 1040, Schedule C. These data could not be published as planned because many businesses were miscoded by IRS into miscellaneous categories rather than being classified in the specific kind of business.

(D) Withheld to avoid disclosing data for individual companies; data are included in broader kind-of-business totals.

(IC) Independent city.

(NA) Not available.

(NC) Not comparable.

(X) Not applicable.

n.e.c. Not elsewhere classified.

pt. Part.

r Revised.

SIC Standard Industrial Classification.

SCSA Standard Consolidated Statistical Area.

SMSA Standard Metropolitan Statistical Area.



# Users' Guide for Locating Statistics in This Report by Table Number

| Information shown in tables  | Table |    |    |    |    |    |    |    |    |    |                |                |                |   |    |                |                |
|--|-------|----|----|----|----|----|----|----|----|----|----------------|----------------|----------------|---|----|----------------|----------------|
|  | 1a    | 1b | 2a | 2b | 3a | 3b | 4a | 4b | 5a | 5b | 6              | 7              | 8              | 9 | 10 |                |                |
| <b>GEOGRAPHIC AREAS</b>  |       |    |    |    |    |    |    |    |    |    |                |                |                |   |    |                |                |
| The State . . . . .  | X     | X  | X  | X  | X  | X  |    |    |    |    |                |                |                | X | X  | X              |                |
| SCSA's in the State . . . . .  |       |    |    |    |    |    |    |    |    |    |                |                |                |   |    |                |                |
| SMSA's in the State . . . . .  |       |    |    |    |    |    | X  | X  |    |    |                |                |                |   |    |                |                |
| Area of the State not in any SMSA . . . . .                          |       |    |    |    |    |    |    |    | X  | X  |                |                |                |   |    |                |                |
| Counties in the State . . . . .                                      |       |    |    |    |    |    |    |    |    |    | <sup>1</sup> X |                | X              | X |    |                |                |
| Places in the State . . . . .  |       |    |    |    |    |    |    |    |    |    |                | <sup>1</sup> X | <sup>2</sup> X |   |    | <sup>2</sup> X |                |
| <b>DATA ITEMS<sup>3</sup></b>  |       |    |    |    |    |    |    |    |    |    |                |                |                |   |    |                |                |
| Establishments . . . . .   | X     | X  |    | X  |    |    | X  | X  | X  | X  | X              | X              | X              | X |    |                |                |
| Receipts . . . . .   | X     |    | X  |    |    |    | X  |    | X  |    | X              | X              | X              |   |    |                |                |
| Revenue . . . . .  |       | X  |    |    |    |    |    | X  |    | X  |                |                |                |   |    |                |                |
| Expenses . . . . .   |       |    |    | X  |    |    |    |    |    |    |                |                |                |   |    |                |                |
| Annual payroll . . . . .   | X     | X  | X  | X  |    |    | X  | X  | X  | X  | X              | X              | X              | X |    |                |                |
| First quarter payroll . . . . .                                      | X     | X  |    |    |    |    | X  | X  | X  | X  | X              | X              | X              |   |    |                |                |
| Paid employees for pay period<br>including March 12 . . . . .        | X     | X  |    |    |    |    | X  | X  | X  | X  | X              | X              | X              |   |    |                |                |
| 1977 to 1982 comparative statistics<br>(receipts, payroll) . . . . . |       |    | X  |    |    |    |    |    |    |    |                |                |                |   |    |                |                |
| 1977 to 1982 comparative statistics<br>(expenses, payroll) . . . . . |       |    |    | X  |    |    |    |    |    |    |                |                |                |   |    |                |                |
| Receipts per establishment . . . . .                                 |       |    |    |    | X  |    |    |    |    |    |                |                |                |   |    |                |                |
| Revenue per establishment . . . . .                                  |       |    |    |    |    | X  |    |    |    |    |                |                |                |   |    |                |                |
| Expenses per establishment . . . . .                                 |       |    |    |    |    | X  |    |    |    |    |                |                |                |   |    |                |                |
| Receipts per employee . . . . .                                      |       |    |    |    | X  |    |    |    |    |    |                |                |                |   |    |                |                |
| Revenue per employee . . . . .                                       |       |    |    |    |    | X  |    |    |    |    |                |                |                |   |    |                |                |
| Expenses per employee . . . . .                                      |       |    |    |    |    | X  |    |    |    |    |                |                |                |   |    |                |                |
| Annual payroll per employee . . . . .                                |       |    |    |    | X  | X  |    |    |    |    |                |                |                |   |    |                |                |
| Employees per establishment . . . . .                                |       |    |    |    | X  | X  |    |    |    |    |                |                |                |   |    |                |                |
| Counties ranked by volume of<br>receipts . . . . .                   |       |    |    |    |    |    |    |    |    |    |                |                |                |   | X  |                |                |
| Places ranked by volume of<br>receipts . . . . .                     |       |    |    |    |    |    |    |    |    |    |                |                |                |   |    |                | <sup>2</sup> X |

<sup>1</sup>Includes areas with 300 or more service establishments of firms subject to Federal income tax.

<sup>2</sup>Includes places with 2,500 inhabitants or more, according to the 1980 Census of Population.

<sup>3</sup>See Explanation of Terms, appendix A.

# Users' Guide for Locating Statistics in the 1982 Census of Service Industries Reports

| Report and geographic area  | Information shown in reports by kind of business or industry category |                            |                   |                     |                 |   |                                      |                              |                            |                 |
|---|---|----------------------------|-------------------|---------------------|-----------------|---|--------------------------------------|------------------------------|----------------------------|-----------------|
|   | Number of establishments  | Receipts/Revenue (\$1,000) | Payroll (\$1,000) | Number of employees | Selected ratios | Receipts size and employment size of establishments and firms | Concentration ratio of largest firms | Single units and multi-units | Legal form of organization | Selected topics |
| <b>GEOGRAPHIC AREA SERIES</b>   |   |                            |                   |                     |                 |   |                                      |                              |                            |                 |
| United States .....   | X   | X                          | X                 | X                   | X               |   |                                      |                              |                            |                 |
| State .....   | X   | X                          | X                 | X                   | X               |   |                                      |                              |                            |                 |
| SCSA .....  | X   | X                          | X                 | X                   |                 |   |                                      |                              |                            |                 |
| SMSA .....  | X   | X                          | X                 | X                   |                 |   |                                      |                              |                            |                 |
| County .....  | X   | X                          | X                 | X                   |                 |   |                                      |                              |                            |                 |
| Place .....   | X   | X                          | X                 | X                   |                 |   |                                      |                              |                            |                 |
| <b>ESTABLISHMENT AND FIRM SIZE (INCLUDING LEGAL FORM OF ORGANIZATION)</b> |   |                            |                   |                     |                 |   |                                      |                              |                            |                 |
| United States .....   | X   | X                          | X                 | X                   |                 | X   | X                                    | X                            | X                          |                 |
| <b>CAPITAL EXPENDITURES, DEPRECIABLE ASSETS, AND OPERATING EXPENSES</b>   |   |                            |                   |                     |                 |   |                                      |                              |                            |                 |
| United States .....   |   | X                          | X                 |                     |                 |   |                                      |                              | X                          | X               |
| <b>HOTELS, MOTELS, AND OTHER LODGING PLACES</b>                           |   |                            |                   |                     |                 |   |                                      |                              |                            |                 |
| United States .....   | X   | X                          | X                 | X                   |                 |   |                                      |                              |                            | X               |
| State .....   | X   | X                          | X                 | X                   |                 |   |                                      |                              |                            |                 |
| SMSA .....  | X   | X                          |                   |                     |                 |   |                                      |                              |                            | X               |
| <b>MOTION PICTURE INDUSTRY</b>  |   |                            |                   |                     |                 |   |                                      |                              |                            |                 |
| United States .....   | X   | X                          | X                 | X                   |                 |   |                                      |                              |                            | X               |
| State .....   | X   | X                          | X                 | X                   |                 |   |                                      |                              |                            |                 |
| SMSA .....  | X   | X                          |                   |                     |                 |   |                                      |                              |                            | X               |
| <b>MISCELLANEOUS SUBJECTS</b>   |   |                            |                   |                     |                 |   |                                      |                              |                            |                 |
| United States .....   | X   | X                          | X                 | X                   |                 |   |                                      |                              |                            | X               |
| State .....   | X   | X                          | X                 | X                   |                 |   |                                      |                              |                            | X               |
| SMSA .....  | X   | X                          | X                 | X                   |                 |   |                                      |                              |                            | X               |

# Oregon

## CONTENTS

[Page numbers listed here omit the prefix that appears as part of the number of each page]

---

|   | Page |
|---|------|
| Introduction . . . . .  | III  |
| Users' Guide for Locating Statistics in This Report by Table Number . . . . .                   | VII  |
| Users' Guide for Locating Statistics in the 1982 Census of Service Industries Reports . . . . . | VIII |
| Summary of Findings . . . . .   | 2    |

---

### TABLES

|  |    |
|--|----|
| 1a. Summary Statistics for Firms Subject to Federal Income Tax for the State: 1982 . . . . .   | 3  |
| 1b. Summary Statistics for Firms Exempt From Federal Income Tax for the State: 1982 . . . . .  | 6  |
| 2a. Comparative Statistics for Firms Subject to Federal Income Tax for the State: 1982 and 1977 . . . . .                                    | 7  |
| 2b. Comparative Statistics for Firms Exempt From Federal Income Tax for the State: 1982 and 1977 . . . . .                                   | 10 |
| 3a. Selected Ratios for Firms Subject to Federal Income Tax for the State: 1982 . . . . .  | 10 |
| 3b. Selected Ratios for Firms Exempt From Federal Income Tax for the State: 1982 . . . . .   | 13 |
| 4a. Summary Statistics for Firms Subject to Federal Income Tax for Standard Metropolitan Statistical Areas: 1982 . . . . .                   | 13 |
| 4b. Summary Statistics for Firms Exempt From Federal Income Tax for Standard Metropolitan Statistical Areas: 1982 . . . . .                  | 19 |
| 5a. Summary Statistics for Firms Subject to Federal Income Tax for the Area Outside Standard Metropolitan Statistical Areas: 1982 . . . . .  | 21 |
| 5b. Summary Statistics for Firms Exempt From Federal Income Tax for the Area Outside Standard Metropolitan Statistical Areas: 1982 . . . . . | 23 |
| 6. Summary Statistics for Firms Subject to Federal Income Tax for Counties With 300 Establishments or More: 1982 . . . . .                   | 24 |
| 7. Summary Statistics for Firms Subject to Federal Income Tax for Places With 300 Establishments or More: 1982 . . . . .                     | 37 |
| 8. Summary Statistics for Firms Subject to Federal Income Tax for Counties and for Places With 2,500 Inhabitants or More: 1982 . . . . .     | 46 |
| 9. Counties Ranked by Volume of Receipts of Firms Subject to Federal Income Tax: 1982 . . . . .  | 49 |
| 10. Places With 2,500 Inhabitants or More Ranked by Volume of Receipts of Firms Subject to Federal Income Tax: 1982 . . . . .                | 50 |

---

### APPENDIXES

|   |     |
|---|-----|
| A. General Explanation . . . . .  | A-1 |
| B. General Questions . . . . .  | B-1 |
| C. Kind-of-Business Titles and Reporting-Form Numbers . . . . .   | C-1 |
| D. Standard Metropolitan Statistical Areas . . . . .  | D-1 |
| E. Percent of Receipts/Revenue Based on Administrative Records and Estimation for the State: 1982 . . . . . | E-1 |
| F. Geographic Notes . . . . .   | F-1 |

---

Publication Program . . . . . Inside back cover



# SUMMARY OF FINDINGS

## FIRMS SUBJECT TO FEDERAL INCOME TAX

Data from the 1982 Census of Service Industries show that Oregon's 16,280 service industries establishments of firms with payroll that were subject to Federal income tax had receipts totaling \$3.9 billion, an increase of 65 percent from \$2.4 billion in 1977.

For establishments with payroll, receipts of offices of physicians totaled \$651 million, compared to \$332 million in 1977. Other leading service kinds of business in 1982 were legal services with receipts of \$332 million; hotels, motor hotels, and motels with \$282 million in receipts; and offices of dentists, \$237 million.

Receipts per establishment averaged \$239 thousand in 1982. Linen supply averaged \$1.7 million per establishment; industrial launderers, \$1.4 million; tire retreading and repair shops, \$1.1 million; and data processing services, \$958 thousand.

Receipts per employee averaged \$35 thousand in 1982. Automotive rental and leasing services, without drivers had receipts per employee of \$99 thousand, which contrasts sharply with the \$10 thousand per employee average for child day care services.

There were 112,268 paid employees (full- and part-time) working in service industries in the State as of mid-March 1982. Hotels, motor hotels, and motels had 11,518 employees; offices of physicians, 11,248 employees; and nursing and personal care facilities, 10,202.

Multnomah County led all counties in the State, accounting for 42 percent of the State total for service industries receipts. Portland had the largest receipts among the places in the State, with 36 percent of the State total.

## ORGANIZATIONS EXEMPT FROM FEDERAL INCOME TAX

Data from the census show that Oregon's 2,053 service industries establishments of firms and other organizations with payroll that were exempt from Federal income tax had revenue totaling \$551 million, expenses of \$511 million, and payroll of \$240 million in 1982.

For establishments in the tax-exempt category, civic, social, and fraternal associations had revenue of \$71 million. Other leading classifications were individual and family social services with revenue of \$63 million; and outpatient care facilities, \$48 million.

For 1982, revenue of service establishments in Oregon averaged \$269 thousand per establishment. Nursing and personal care facilities had average revenue of \$1.3 million; noncommercial educational, scientific, and research organizations averaged \$879 thousand; and outpatient care facilities, \$722 thousand.

There were 26,065 paid employees (full- and part-time) working in establishments of organizations exempt from Federal income tax as of mid-March 1982. Civic, social, and fraternal associations had 4,075 employees; nursing and personal care facilities, 2,940; and individual and family social services, 2,939.

**Table 1a. Summary Statistics for Firms Subject to Federal Income Tax for the State: 1982**

[For meaning of abbreviations and symbols, see introductory text. For explanation of terms and comparability of 1977 and 1982 censuses, see appendix A]

| SIC code  | Kind of business or operation  | All establishments |                    |   |                       | Establishments with payroll |                    |                          |                                 | Paid employees for pay period including March 12 (number) |
|-----------|--|--------------------|--------------------|---|-----------------------|-----------------------------|--------------------|--------------------------|---------------------------------|---|
|           |  | Number             | Receipts (\$1,000) | Unincorporated businesses or operations |                       | Number                      | Receipts (\$1,000) | Annual payroll (\$1,000) | First quarter payroll (\$1,000) |   |
|           |  |                    |                    | Individual proprietorships (number)     | Partnerships (number) |                             |                    |                          |                                 |   |
|           | <b>Total</b> .....   | ††                 | ††                 | ††                                      | ††                    | 16 280                      | 3 898 545          | 1 429 841                | 356 881                         | 112 268   |
| <b>70</b> | <b>Hotels, motels, and other lodging places</b> .....                      | ††                 | ††                 | ††                                      | ††                    | 723                         | 291 429            | 75 908                   | 17 802                          | 11 785  |
| 7011      | Hotels, motor hotels, and motels .....                                     | ††                 | ††                 | ††                                      | ††                    | 628                         | 281 859            | 74 301                   | 17 478                          | 11 518  |
| 7011 pt.  | Hotels .....   | ††                 | ††                 | ††                                      | ††                    | 126                         | 104 530            | 30 424                   | 7 284                           | 4 521   |
| 7011 pt.  | Hotels, 25 guestrooms or more .....  | **                 | **                 | **                                      | **                    | 72                          | 100 142            | 29 721                   | 7 108                           | 4 336   |
| 7011 pt.  | Hotels, less than 25 guestrooms .....                                      | **                 | **                 | **                                      | **                    | 54                          | 4 388              | 703                      | 176                             | 185   |
| 7011 pt.  | Motels, motor hotels, and tourist courts .....                             | ††                 | ††                 | ††                                      | ††                    | 502                         | 177 329            | 43 877                   | 10 194                          | 6 997   |
| 7011 pt.  | Motels, tourist courts .....   | **                 | **                 | **                                      | **                    | 445                         | 98 783             | 21 398                   | 4 784                           | 3 967   |
| 7011 pt.  | Motor hotels .....   | **                 | **                 | **                                      | **                    | 57                          | 78 546             | 22 479                   | 5 410                           | 3 030   |
| 702, 3, 4 | Other lodging places .....   | ††                 | ††                 | ††                                      | ††                    | 95                          | 9 570              | 1 607                    | 324                             | 267   |
| 703       | Trailer parks and camps .....  | ††                 | ††                 | ††                                      | ††                    | 59                          | 5 914              | 796                      | 135                             | 125   |
| 7032      | Sporting and recreational camps .....                                      | ††                 | ††                 | ††                                      | ††                    | 20                          | 2 079              | 333                      | 39                              | 61  |
| 7033      | Trailer parks and camp sites for transients .....                          | ††                 | ††                 | ††                                      | ††                    | 39                          | 3 835              | 463                      | 96                              | 64  |
| 702, 4    | Rooming, boarding, and membership lodging .....                            | ††                 | ††                 | ††                                      | ††                    | 36                          | 3 656              | 811                      | 189                             | 142   |
| 702       | Rooming and boarding houses .....  | ††                 | ††                 | ††                                      | ††                    | 30                          | 2 462              | 583                      | 138                             | 108   |
| 704       | Organization hotels and lodging houses, on membership basis .....          | ††                 | ††                 | ††                                      | ††                    | 6                           | 1 194              | 228                      | 51                              | 34  |
| <b>72</b> | <b>Personal services</b> .....   | ††                 | ††                 | ††                                      | ††                    | 1 857                       | 223 176            | 80 140                   | 19 483                          | 9 981   |
| 721       | Laundry, cleaning, and garment services .....                              | ††                 | ††                 | ††                                      | ††                    | 426                         | 89 754             | 31 650                   | 7 696                           | 3 074   |
| 7215      | Coin-operated laundries and dry cleaning .....                             | ††                 | ††                 | ††                                      | ††                    | 92                          | 9 904              | 1 831                    | 447                             | 296   |
| 7215 pt.  | Coin-operated laundries and dry-cleaning stores .....                      | **                 | **                 | **                                      | **                    | 84                          | (D)                | (D)                      | (D)                             | (D)   |
| 7215 pt.  | Coin-operated laundry machine routes .....                                 | **                 | **                 | **                                      | **                    | 8                           | (D)                | (D)                      | (D)                             | (D)   |
| 721 ex.   | Other laundry, cleaning, and garment services .....                        | ††                 | ††                 | ††                                      | ††                    | 334                         | 79 850             | 29 819                   | 7 249                           | 2 778   |
| 7215      | Power laundries, family and commercial* .....                              | **                 | **                 | **                                      | **                    | 20                          | 6 776              | 2 808                    | 662                             | 295   |
| 7216      | Dry-cleaning plants, except rug cleaning* .....                            | **                 | **                 | **                                      | **                    | 189                         | 22 592             | 7 164                    | 1 740                           | 957   |
| Other 721 | Laundry and cleaning services, n.e.c.* .....                               | **                 | **                 | **                                      | **                    | 125                         | 50 482             | 19 847                   | 4 847                           | 1 526   |
| 7212      | Garment pressing and agents for laundries and dry cleaners .....           | **                 | **                 | **                                      | **                    | 9                           | 1 273              | 380                      | 95                              | 53  |
| 7213      | Linen supply* .....  | **                 | **                 | **                                      | **                    | 11                          | 18 724             | 7 197                    | 1 812                           | 481   |
| 7217      | Carpet and upholstery cleaning .....                                       | **                 | **                 | **                                      | **                    | 67                          | 4 832              | 1 836                    | 388                             | 213   |
| 7218      | Industrial launderers* .....   | **                 | **                 | **                                      | **                    | 17                          | 23 187             | 9 672                    | 2 357                           | 674   |
| 7214, 9   | Other laundry, garment services, including diaper* .....                   | **                 | **                 | **                                      | **                    | 21                          | 2 466              | 762                      | 195                             | 105   |
| 7214      | Diaper service* .....  | **                 | **                 | **                                      | **                    | 4                           | 1 583              | 484                      | 117                             | 58  |
| 7219      | Laundry and garment services, n.e.c. ....                                  | **                 | **                 | **                                      | **                    | 17                          | 883                | 278                      | 78                              | 47  |
| 722       | Photographic studios, portrait .....                                       | ††                 | ††                 | ††                                      | ††                    | 116                         | 12 089             | 2 789                    | 649                             | 383   |
| 723, 4    | Beauty and barber shops .....  | ††                 | ††                 | ††                                      | ††                    | 919                         | 63 076             | 27 758                   | 6 573                           | 3 835   |
| 723       | Beauty shops .....   | ††                 | ††                 | ††                                      | ††                    | 863                         | 60 763             | 26 805                   | 6 334                           | 3 716   |
| 724       | Barber shops .....   | ††                 | ††                 | ††                                      | ††                    | 56                          | 2 313              | 953                      | 239                             | 119   |
| 725       | Shoe repair, shoe shine, and hat-cleaning shops .....                      | ††                 | ††                 | ††                                      | ††                    | 37                          | 2 101              | 566                      | 146                             | 89  |
| 726       | Funeral service and crematories .....                                      | ††                 | ††                 | ††                                      | ††                    | 128                         | 30 978             | 8 135                    | 1 911                           | 603   |
| 729       | Miscellaneous personal services .....                                      | ††                 | ††                 | ††                                      | ††                    | 231                         | 25 178             | 9 242                    | 2 508                           | 1 997   |
| 729 pt.   | Reducing salons and health clubs, except resorts .....                     | **                 | **                 | **                                      | **                    | 52                          | 7 871              | 2 901                    | 558                             | 389   |
| 729 pt.   | Tax preparation services .....   | **                 | **                 | **                                      | **                    | 89                          | 8 461              | 3 608                    | 1 365                           | 1 077   |
| 729 pt.   | Other personal services, n.e.c. ....                                       | **                 | **                 | **                                      | **                    | 90                          | 8 846              | 2 733                    | 585                             | 531   |
| <b>73</b> | <b>Business services</b> .....   | ††                 | ††                 | ††                                      | ††                    | 2 398                       | 685 769            | 274 559                  | 67 537                          | 22 422  |
| 731       | Advertising .....  | ††                 | ††                 | ††                                      | ††                    | 133                         | 43 811             | 17 061                   | 4 299                           | 884   |
| 7311      | Advertising agencies .....   | **                 | **                 | **                                      | **                    | 108                         | 27 709             | 12 890                   | 3 253                           | 691   |
| 7312      | Outdoor advertising services .....   | **                 | **                 | **                                      | **                    | 5                           | (D)                | (D)                      | (D)                             | (D)   |
| 7313      | Radio, TV, publishers' advertising representatives .....                   | **                 | **                 | **                                      | **                    | 12                          | 2 554              | 1 025                    | 271                             | 45  |
| 7319      | Advertising, n.e.c. ....   | **                 | **                 | **                                      | **                    | 8                           | (D)                | (D)                      | (D)                             | (D)   |
| 734       | Services to dwellings and other buildings .....                            | ††                 | ††                 | ††                                      | ††                    | 470                         | 53 142             | 25 286                   | 6 209                           | 3 503   |
| 7341      | Window cleaning .....  | **                 | **                 | **                                      | **                    | 6                           | 393                | 174                      | 37                              | 12  |
| 7342      | Disinfecting and exterminating services .....                              | **                 | **                 | **                                      | **                    | 42                          | 6 514              | 2 381                    | 525                             | 195   |
| 7349      | Cleaning and maintenance services, n.e.c. ....                             | **                 | **                 | **                                      | **                    | 422                         | 46 235             | 22 731                   | 5 647                           | 3 296   |
| 737       | Computer and data processing services .....                                | ††                 | ††                 | ††                                      | ††                    | 211                         | 139 047            | 50 550                   | 12 962                          | 2 721   |
| 7372      | Computer programming and other software services .....                     | **                 | **                 | **                                      | **                    | 88                          | 46 391             | 17 375                   | 4 286                           | 771   |
| 7374      | Data processing services .....   | **                 | **                 | **                                      | **                    | 80                          | 76 679             | 28 190                   | 7 521                           | 1 704   |
| 7374 pt.  | Data processing services, except facilities management .....               | **                 | **                 | **                                      | **                    | 77                          | (D)                | (D)                      | (D)                             | (D)   |
| 7374 pt.  | Computer facilities management .....                                       | **                 | **                 | **                                      | **                    | 3                           | (D)                | (D)                      | (D)                             | (D)   |
| 7379      | Computer related services, n.e.c. ....                                     | **                 | **                 | **                                      | **                    | 43                          | 15 977             | 4 985                    | 1 155                           | 246   |
| 7392      | Management, consulting, and public relations services .....                | ††                 | ††                 | ††                                      | ††                    | 366                         | 85 618             | 39 395                   | 9 147                           | 2 205   |
| 7392 pt.  | Management and administrative services .....                               | **                 | **                 | **                                      | **                    | 43                          | 28 733             | 15 058                   | 3 283                           | 716   |
| 7392 pt.  | Public relations services .....  | **                 | **                 | **                                      | **                    | 45                          | 5 336              | 1 770                    | 388                             | 146   |
| 7392 pt.  | Management consulting services .....                                       | **                 | **                 | **                                      | **                    | 158                         | 32 014             | 14 062                   | 3 390                           | 792   |
| 7392 pt.  | Economic and sociological research .....                                   | **                 | **                 | **                                      | **                    | 37                          | 4 741              | 1 896                    | 445                             | 139   |
| 7392 pt.  | Consulting services, n.e.c. ....   | **                 | **                 | **                                      | **                    | 83                          | 14 794             | 6 609                    | 1 641                           | 412   |
| 7394      | Equipment rental and leasing services .....                                | ††                 | ††                 | ††                                      | ††                    | 251                         | 97 813             | 24 927                   | 6 279                           | 1 517   |
| 7394 pt.  | Equipment rental .....   | **                 | **                 | **                                      | **                    | 167                         | 47 827             | 11 474                   | 2 647                           | 820   |
| 7394 pt.  | Equipment leasing, except finance leasing .....                            | **                 | **                 | **                                      | **                    | 40                          | 22 484             | 3 656                    | 892                             | 202   |
| 7394 pt.  | Leasing and rental of heavy construction equipment without operators ..... | **                 | **                 | **                                      | **                    | 31                          | 18 069             | 5 292                    | 1 582                           | 261   |
| 7394 pt.  | Rental of heavy construction equipment with operators .....                | **                 | **                 | **                                      | **                    | 13                          | 9 433              | 4 505                    | 1 158                           | 234   |



**Table 1a. Summary Statistics for Firms Subject to Federal Income Tax for the State: 1982—Con.**

[For meaning of abbreviations and symbols, see introductory text. For explanation of terms and comparability of 1977 and 1982 censuses, see appendix A]

| SIC code            | Kind of business or operation   | All establishments |                    |   |                       | Establishments with payroll |                    |                          |                                 |   |
|---------------------|---|--------------------|--------------------|---|-----------------------|-----------------------------|--------------------|--------------------------|---------------------------------|---|
|                     |   | Number             | Receipts (\$1,000) | Unincorporated businesses or operations |                       | Number                      | Receipts (\$1,000) | Annual payroll (\$1,000) | First quarter payroll (\$1,000) | Paid employees for pay period including March 12 (number) |
|                     |   |                    |                    | Individual proprietorships (number)     | Partnerships (number) |                             |                    |                          |                                 |   |
| 73                  | <b>Business services—Con.</b>   |                    |                    |   |                       |                             |                    |                          |                                 |   |
| Other 73            | Other business services .....   | ††                 | ††                 | ††                                      | ††                    | 967                         | 266 338            | 117 340                  | 28 641                          | 11 592  |
| 732                 | Credit reporting, collection agencies .....                             | 112                | 23 632             | 9 291                                   | 2 254                 | 112                         | 23 632             | 9 291                    | 2 254                           | 804   |
| 732 pt.             | Adjustment and collection agencies .....                                | **                 | **                 | **                                      | **                    | 97                          | 15 430             | 6 525                    | 1 531                           | 578   |
| 732 pt.             | Mercantile reporting agencies .....                                     | **                 | **                 | **                                      | **                    | 4                           | (D)                | (D)                      | (D)                             | (D)   |
| 732 pt.             | Consumer credit reporting agencies .....                                | **                 | **                 | **                                      | **                    | 11                          | (D)                | (D)                      | (D)                             | (D)   |
| 7331                | Direct mail advertising services .....                                  | **                 | **                 | **                                      | **                    | 19                          | 8 548              | 3 285                    | 856                             | 351   |
| 7332                | Blueprinting and photocopying services .....                            | **                 | **                 | **                                      | **                    | 35                          | 4 708              | 1 264                    | 299                             | 125   |
| 7333                | Commercial photography, art, and graphics .....                         | **                 | **                 | **                                      | **                    | 78                          | 14 647             | 4 301                    | 1 103                           | 324   |
| 7333 pt.            | Commercial photography .....  | **                 | **                 | **                                      | **                    | 27                          | 3 861              | 1 422                    | 347                             | 96  |
| 7333 pt.            | Commercial art .....  | **                 | **                 | **                                      | **                    | 10                          | 1 447              | 442                      | 147                             | 31  |
| 7333 pt.            | Graphic arts and related design and commercial photography, n.e.c. .... | **                 | **                 | **                                      | **                    | 41                          | 9 339              | 2 437                    | 609                             | 197   |
| 7339                | Stenographic services; and reproduction services, n.e.c. ....           | **                 | **                 | **                                      | **                    | 58                          | 5 023              | 1 852                    | 435                             | 187   |
| 736                 | Personnel supply services .....   | **                 | **                 | **                                      | **                    | 133                         | 39 875             | 27 088                   | 6 124                           | 2 563   |
| 7361                | Employment agencies .....   | **                 | **                 | **                                      | **                    | 74                          | 9 200              | 4 450                    | 1 183                           | 454   |
| 7362                | Help supply services .....  | **                 | **                 | **                                      | **                    | 59                          | 30 675             | 22 638                   | 4 941                           | 2 109   |
| 7362 pt.            | Office help supply services .....                                       | **                 | **                 | **                                      | **                    | 40                          | 21 337             | 16 178                   | 3 586                           | 1 685   |
| 7362 pt.            | Help supply, except office workers .....                                | **                 | **                 | **                                      | **                    | 19                          | 9 338              | 6 460                    | 1 355                           | 424   |
| 7369                | Facilities management services .....                                    | **                 | **                 | **                                      | **                    | -                           | -                  | -                        | -                               | -   |
| 7391                | Research and development laboratories .....                             | **                 | **                 | **                                      | **                    | 26                          | 6 988              | 2 621                    | 726                             | 169   |
| 7397                | Testing laboratories and facilities .....                               | **                 | **                 | **                                      | **                    | 29                          | 6 863              | 3 635                    | 1 111                           | 218   |
| 7393                | Detective agencies and protective services .....                        | **                 | **                 | **                                      | **                    | 108                         | 44 281             | 26 974                   | 6 565                           | 3 496   |
| 7393 pt.            | Detective agencies and guard services .....                             | **                 | **                 | **                                      | **                    | 87                          | 32 224             | 21 782                   | 5 338                           | 3 155   |
| 7393 pt.            | Armored car services .....  | **                 | **                 | **                                      | **                    | 5                           | (D)                | (D)                      | (D)                             | (D)   |
| 7393 pt.            | Burglar and fire alarm systems .....                                    | **                 | **                 | **                                      | **                    | 16                          | (D)                | (D)                      | (D)                             | (D)   |
| 7395                | Photofinishing laboratories* .....                                      | **                 | **                 | **                                      | **                    | 49                          | 35 763             | 9 264                    | 2 172                           | 759   |
| 7399 pt.            | Sign painting shops .....   | **                 | **                 | **                                      | **                    | 9                           | 887                | 319                      | 71                              | 28  |
| 7399 pt.            | Interior designing .....  | **                 | **                 | **                                      | **                    | 24                          | 4 180              | 882                      | 213                             | 88  |
| 7399 pt.            | Telephone answering services .....                                      | **                 | **                 | **                                      | **                    | 50                          | 7 325              | 3 481                    | 869                             | 500   |
| 735, 7396, 7399 pt. | Other business services, n.e.c. ....                                    | **                 | **                 | **                                      | **                    | 237                         | 63 618             | 23 083                   | 5 843                           | 1 980   |
| 735                 | News syndicates .....   | **                 | **                 | **                                      | **                    | 3                           | (D)                | (D)                      | (D)                             | (D)   |
| 7396                | Trading stamp services (sales offices) .....                            | **                 | **                 | **                                      | **                    | -                           | -                  | -                        | -                               | -   |
| 7399 pt.            | Water softening services .....  | **                 | **                 | **                                      | **                    | 4                           | 1 500              | 336                      | 81                              | 20  |
| 7399 pt.            | Packaging and labeling services .....                                   | **                 | **                 | **                                      | **                    | 4                           | (D)                | (D)                      | (D)                             | (D)   |
| 7399 pt.            | Miscellaneous business services, n.e.c. ....                            | **                 | **                 | **                                      | **                    | 226                         | 58 931             | 21 485                   | 5 472                           | 1 886   |
| 75                  | <b>Automotive repair, services, and garages</b> .....                   | ††                 | ††                 | ††                                      | ††                    | 1 375                       | 327 802            | 83 506                   | 20 159                          | 6 106   |
| 751                 | Automotive rental and leasing, without drivers .....                    | ††                 | ††                 | ††                                      | ††                    | 92                          | 62 649             | 9 375                    | 2 215                           | 635   |
| 7512 pt.            | Passenger car rental, without drivers .....                             | **                 | **                 | **                                      | **                    | 29                          | 21 524             | 3 296                    | 768                             | 243   |
| 7512 pt.            | Passenger car leasing, except finance leasing .....                     | **                 | **                 | **                                      | **                    | 11                          | (D)                | (D)                      | (D)                             | (D)   |
| 7513 pt.            | Truck rental, without drivers .....                                     | **                 | **                 | **                                      | **                    | 40                          | 18 107             | 3 363                    | 778                             | 262   |
| 7513 pt.            | Truck leasing, except finance leasing .....                             | **                 | **                 | **                                      | **                    | 12                          | 14 427             | 1 951                    | 474                             | 85  |
| 7519                | Utility trailer and recreational vehicle rental .....                   | **                 | **                 | **                                      | **                    | -                           | (D)                | (D)                      | (D)                             | (D)   |
| 752                 | Automobile parking .....  | ††                 | ††                 | ††                                      | ††                    | 100                         | 13 707             | 3 029                    | 750                             | 317   |
| 7523                | Parking lots .....  | **                 | **                 | **                                      | **                    | 63                          | (D)                | (D)                      | (D)                             | (D)   |
| 7525                | Parking structures .....  | **                 | **                 | **                                      | **                    | 37                          | (D)                | (D)                      | (D)                             | (D)   |
| 753                 | Automotive repair shops .....   | ††                 | ††                 | ††                                      | ††                    | 1 065                       | 231 810            | 65 307                   | 15 753                          | 4 480   |
| 7538                | General automotive repair shops .....                                   | ††                 | ††                 | ††                                      | ††                    | 496                         | 92 997             | 24 022                   | 5 746                           | 1 761   |
| 7538 pt.            | General automotive repair shops, except diesel .....                    | **                 | **                 | **                                      | **                    | 450                         | 67 181             | 18 232                   | 4 277                           | 1 403   |
| 7538 pt.            | Diesel repair shops .....   | **                 | **                 | **                                      | **                    | 46                          | 25 816             | 5 790                    | 1 469                           | 358   |
| 7531                | Top and body repair shops .....   | ††                 | ††                 | ††                                      | ††                    | 267                         | 58 883             | 18 721                   | 4 896                           | 1 290   |
| 7534, 5, 9          | Other automotive repair shops .....                                     | ††                 | ††                 | ††                                      | ††                    | 302                         | 79 930             | 22 564                   | 5 111                           | 1 429   |
| 7534                | Tire retreading and repair shops .....                                  | **                 | **                 | **                                      | **                    | 25                          | 26 558             | 6 572                    | 1 461                           | 368   |
| 7535                | Paint shops .....   | **                 | **                 | **                                      | **                    | 33                          | 5 603              | 1 865                    | 439                             | 171   |
| 7539 pt.            | Auto electrical and fuel system services .....                          | **                 | **                 | **                                      | **                    | 25                          | 4 808              | 1 468                    | 365                             | 97  |
| 7539 pt.            | Radiator repair .....   | **                 | **                 | **                                      | **                    | 29                          | 5 517              | 1 556                    | 338                             | 97  |
| 7539 pt.            | Glass replacement and repair .....                                      | **                 | **                 | **                                      | **                    | 36                          | 10 346             | 3 311                    | 741                             | 170   |
| 7539 pt.            | Brake, front end, and wheel alignment .....                             | **                 | **                 | **                                      | **                    | 34                          | 6 250              | 2 112                    | 490                             | 118   |
| 7539 pt.            | Exhaust system services (muffler shops) .....                           | **                 | **                 | **                                      | **                    | 38                          | 7 286              | 1 890                    | 389                             | 139   |
| 7539 pt.            | Transmission repair shops .....   | **                 | **                 | **                                      | **                    | 65                          | 10 901             | 3 080                    | 731                             | 219   |
| 7539 pt.            | Other automotive repair shops, n.e.c. ....                              | **                 | **                 | **                                      | **                    | 17                          | 2 661              | 710                      | 157                             | 50  |
| 754                 | Automotive services, except repair .....                                | ††                 | ††                 | ††                                      | ††                    | 118                         | 19 636             | 5 795                    | 1 441                           | 674   |
| 7542                | Car washes .....  | **                 | **                 | **                                      | **                    | 63                          | 9 496              | 2 198                    | 525                             | 339   |
| 7549                | Other automotive services .....   | **                 | **                 | **                                      | **                    | 55                          | 10 140             | 3 597                    | 916                             | 335   |
| 76                  | <b>Miscellaneous repair services</b> .....                              | ††                 | ††                 | ††                                      | ††                    | 656                         | 134 300            | 44 647                   | 10 248                          | 3 024   |
| 762                 | Electrical and electronic repair shops .....                            | ††                 | ††                 | ††                                      | ††                    | 203                         | 38 273             | 13 633                   | 3 346                           | 985   |
| 7622                | Radio and TV repair shops .....   | ††                 | ††                 | ††                                      | ††                    | 95                          | 14 290             | 5 075                    | 1 248                           | 406   |
| 7623, 9             | Other electrical and electronic repair shops .....                      | ††                 | ††                 | ††                                      | ††                    | 108                         | 23 983             | 8 558                    | 2 098                           | 579   |
| 7623                | Refrigeration and air-conditioning repair shops .....                   | **                 | **                 | **                                      | **                    | 26                          | 4 754              | 1 619                    | 367                             | 93  |
| 7629                | Electrical and electronic repair shops, n.e.c. ....                     | **                 | **                 | **                                      | **                    | 82                          | 19 229             | 6 939                    | 1 731                           | 486   |
| 764                 | Reupholstery and furniture repair .....                                 | ††                 | ††                 | ††                                      | ††                    | 65                          | 5 480              | 1 476                    | 340                             | 157   |
| 763, 9              | Other repair shops and related services .....                           | ††                 | ††                 | ††                                      | ††                    | 388                         | 90 547             | 29 538                   | 6 562                           | 1 882   |
| 763                 | Watch, clock, and jewelry repair .....                                  | **                 | **                 | **                                      | **                    | 14                          | 1 521              | 680                      | 198                             | 59  |
| 769                 | Miscellaneous repair and related services .....                         | **                 | **                 | **                                      | **                    | 374                         | 89 026             | 28 858                   | 6 364                           | 1 823   |
| 7692                | Welding repair .....  | **                 | **                 | **                                      | **                    | 44                          | 7 927              | 2 742                    | 1 602                           | 181   |
| 7694                | Armature rewinding shops .....  | **                 | **                 | **                                      | **                    | 34                          | 18 580             | 6 118                    | 1 448                           | 335   |
| 7699                | Repair shops and related services, n.e.c. ....                          | **                 | **                 | **                                      | **                    | 296                         | 62 519             | 19 998                   | 4 314                           | 1 307   |
| 7699 pt.            | Farm machinery and equipment repair shops .....                         | **                 | **                 | **                                      | **                    | 9                           | 1 645              | 347                      | 72                              | 25  |
| 7699 pt.            | Lawnmower, saw, knife, tool sharpening and repair .....                 | **                 | **                 | **                                      | **                    | 25                          | 3 274              | 1 076                    | 247                             | 92  |
| 7699 pt.            | Sewer and septic tank cleaning services .....                           | **                 | **                 | **                                      | **                    | 21                          | 3 950              | 1 511                    | 345                             | 115   |
| 7699 pt.            | Other repair and related services, n.e.c. ....                          | **                 | **                 | **                                      | **                    | 241                         | 53 650             | 17 064                   | 3 650                           | 1 075   |



**Table 1a. Summary Statistics for Firms Subject to Federal Income Tax for the State: 1982—Con.**

[For meaning of abbreviations and symbols, see introductory text. For explanation of terms and comparability of 1977 and 1982 censuses, see appendix A]

| SIC code         | Kind of business or operation  | All establishments |                    |   |                       | Establishments with payroll |                    |                          |                                 |   |
|------------------|--|--------------------|--------------------|---|-----------------------|-----------------------------|--------------------|--------------------------|---------------------------------|---|
|                  |  | Number             | Receipts (\$1,000) | Unincorporated businesses or operations |                       | Number                      | Receipts (\$1,000) | Annual payroll (\$1,000) | First quarter payroll (\$1,000) | Paid employees for pay period including March 12 (number) |
|                  |  |                    |                    | Individual proprietorships (number)     | Partnerships (number) |                             |                    |                          |                                 |   |
| 78, 79           | Amusement and recreation services, including motion pictures...                          | ††                 | ††                 | ††                                      | ††                    | 770                         | 202 528            | 51 080                   | 13 349                          | 7 528   |
| 781, 2           | Motion picture production, distribution, and services .....                              | ††                 | ††                 | ††                                      | ††                    | 32                          | 10 072             | 2 623                    | 726                             | 248   |
| 7813             | Motion picture production, except for TV .....   | **                 | **                 | **                                      | **                    | 12                          | (D)                | (D)                      | (D)                             | (D)   |
| 7814             | Motion picture, tape production for TV .....   | **                 | **                 | **                                      | **                    | 8                           | 1 848              | 726                      | 265                             | 87  |
| 7819             | Services allied to motion picture production .....                                       | **                 | **                 | **                                      | **                    | 6                           | 2 029              | 645                      | 147                             | 47  |
| 7823             | Motion picture film exchanges .....  | **                 | **                 | **                                      | **                    | 4                           | 3 708              | 389                      | 107                             | 36  |
| 7824             | Film or tape distribution for TV .....   | **                 | **                 | **                                      | **                    | 1                           | (D)                | (D)                      | (D)                             | (D)   |
| 7829             | Services allied to motion picture distribution .....                                     | **                 | **                 | **                                      | **                    | 1                           | (D)                | (D)                      | (D)                             | (D)   |
| 783              | Motion picture theaters .....  | ††                 | ††                 | ††                                      | ††                    | 153                         | 38 447             | 6 095                    | 1 323                           | 1 343   |
| 7832             | Motion picture theaters, except drive-in .....   | **                 | **                 | **                                      | **                    | 124                         | 32 469             | 5 173                    | 1 168                           | 1 165   |
| 7833             | Drive-in motion picture theaters .....   | **                 | **                 | **                                      | **                    | 29                          | 5 978              | 922                      | 155                             | 178   |
| 792              | Producers, orchestras, and entertainers .....  | ††                 | ††                 | ††                                      | ††                    | 50                          | 6 501              | 1 245                    | 287                             | 249   |
| 7922             | Theatrical producers (except motion picture) and miscellaneous theatrical services ..... | **                 | **                 | **                                      | **                    | 13                          | 3 547              | 708                      | 172                             | 42  |
| 7922 pt.         | Producers of live theatrical productions .....   | **                 | **                 | **                                      | **                    | 1                           | (D)                | (D)                      | (D)                             | (D)   |
| 7922 pt.         | Producers of radio and TV shows, except tape .....                                       | **                 | **                 | **                                      | **                    | -                           | -                  | -                        | -                               | -   |
| 7922 pt.         | Artists' and entertainers' managers or agents, concert bureaus, booking agents .....     | **                 | **                 | **                                      | **                    | 6                           | (D)                | (D)                      | (D)                             | (D)   |
| 7922 pt.         | Other theatrical services .....  | **                 | **                 | **                                      | **                    | 6                           | 631                | 121                      | 30                              | 17  |
| 7929             | Bands, orchestras, actors, and other entertainers and entertainment groups .....         | **                 | **                 | **                                      | **                    | 37                          | 2 954              | 537                      | 115                             | 207   |
| 7929 pt.         | Dance groups and artists .....   | **                 | **                 | **                                      | **                    | 2                           | (D)                | (D)                      | (D)                             | (D)   |
| 7929 pt.         | Symphony orchestras, opera companies, and chamber music organizations .....              | **                 | **                 | **                                      | **                    | 2                           | (D)                | (D)                      | (D)                             | (D)   |
| 7929 pt.         | Other music and entertainment presentations .....  | **                 | **                 | **                                      | **                    | 33                          | 2 574              | 354                      | 89                              | 160   |
| 793              | Bowling alleys and billiards and pool establishments .....                               | ††                 | ††                 | ††                                      | ††                    | 106                         | 23 443             | 6 663                    | 1 762                           | 1 202   |
| 7932             | Billiard and pool establishments .....   | ††                 | ††                 | ††                                      | ††                    | 4                           | 348                | 66                       | 26                              | 17  |
| 7933             | Bowling alleys .....   | ††                 | ††                 | ††                                      | ††                    | 102                         | 23 095             | 6 597                    | 1 736                           | 1 185   |
| 79 ex. 792, 3    | Commercial sports and other amusement and recreation services .....                      | ††                 | ††                 | ††                                      | ††                    | 429                         | 124 065            | 34 454                   | 9 251                           | 4 486   |
| 794              | Commercial sports .....  | ††                 | ††                 | ††                                      | ††                    | 19                          | 21 334             | 7 125                    | 2 094                           | 381   |
| 7941             | Professional sports clubs, managers, promoters .....                                     | ††                 | ††                 | ††                                      | ††                    | 7                           | 7 131              | 3 280                    | 1 238                           | 54  |
| 7941 pt.         | Baseball clubs .....   | **                 | **                 | **                                      | **                    | 4                           | (D)                | (D)                      | (D)                             | (D)   |
| 7941 pt.         | Football clubs .....   | **                 | **                 | **                                      | **                    | -                           | -                  | -                        | -                               | -   |
| 7941 pt.         | Other professional sports clubs .....  | **                 | **                 | **                                      | **                    | 1                           | (D)                | (D)                      | (D)                             | (D)   |
| 7941 pt.         | Managers and promoters .....   | **                 | **                 | **                                      | **                    | 2                           | (D)                | (D)                      | (D)                             | (D)   |
| 7948             | Racing, including track operation .....  | ††                 | ††                 | ††                                      | ††                    | 12                          | 14 203             | 3 845                    | 856                             | 327   |
| 7948 pt.         | Auto race track operation .....  | **                 | **                 | **                                      | **                    | 2                           | (D)                | (D)                      | (D)                             | (D)   |
| 7948 pt.         | Horse race track operation .....   | **                 | **                 | **                                      | **                    | 3                           | (D)                | (D)                      | (D)                             | (D)   |
| 7948 pt.         | Dog race track operation .....   | **                 | **                 | **                                      | **                    | 1                           | (D)                | (D)                      | (D)                             | (D)   |
| 7948 pt.         | Racing stables and racing, n.e.c. .....  | **                 | **                 | **                                      | **                    | 6                           | (D)                | (D)                      | (D)                             | (D)   |
| 79 ex. 792, 3, 4 | Other amusement and recreation services .....  | ††                 | ††                 | ††                                      | ††                    | 410                         | 102 731            | 27 329                   | 7 157                           | 4 105   |
| 791              | Dance halls, studios, and schools .....  | **                 | **                 | **                                      | **                    | 28                          | 1 367              | 379                      | 104                             | 102   |
| 791 pt.          | Public dance halls or ballrooms .....  | **                 | **                 | **                                      | **                    | 2                           | (D)                | (D)                      | (D)                             | (D)   |
| 791 pt.          | Dance schools, including children's and professionals' .....                             | **                 | **                 | **                                      | **                    | 26                          | (D)                | (D)                      | (D)                             | (D)   |
| 7992             | Public golf courses .....  | **                 | **                 | **                                      | **                    | 29                          | 8 424              | 2 224                    | 433                             | 270   |
| 7993             | Coin-operated amusement device operators .....   | **                 | **                 | **                                      | **                    | 75                          | 14 523             | 3 058                    | 696                             | 309   |
| 7996             | Amusement parks .....  | **                 | **                 | **                                      | **                    | 6                           | 3 286              | 1 008                    | 172                             | 144   |
| 7997             | Membership sports and recreation clubs .....   | **                 | **                 | **                                      | **                    | 99                          | 30 342             | 9 217                    | 2 170                           | 1 141   |
| 7999             | Amusement and recreation services, n.e.c. .....  | **                 | **                 | **                                      | **                    | 173                         | 44 789             | 11 443                   | 3 582                           | 2 139   |
| 7999 pt.         | Concession operators of amusement devices, rides .....                                   | **                 | **                 | **                                      | **                    | 10                          | 4 952              | 820                      | 135                             | 59  |
| 7999 pt.         | Carnivals, circuses, and fairs .....   | **                 | **                 | **                                      | **                    | 5                           | 4 281              | 891                      | 98                              | 125   |
| 7999 pt.         | Carnivals and circuses .....   | **                 | **                 | **                                      | **                    | 3                           | (D)                | (D)                      | (D)                             | (D)   |
| 7999 pt.         | Fairs .....  | **                 | **                 | **                                      | **                    | 2                           | (D)                | (D)                      | (D)                             | (D)   |
| 7999 pt.         | Other commercial recreation and amusements .....   | **                 | **                 | **                                      | **                    | 158                         | 35 556             | 9 732                    | 3 349                           | 1 955   |
| 7999 pt.         | Commercial museums, art galleries, and botanical and zoological gardens .....            | **                 | **                 | **                                      | **                    | 5                           | (D)                | (D)                      | (D)                             | (D)   |
| 7999 pt.         | Roller skating rinks .....   | **                 | **                 | **                                      | **                    | 11                          | 2 564              | 653                      | 196                             | 162   |
| 7999 pt.         | Ice skating rinks .....  | **                 | **                 | **                                      | **                    | 2                           | (D)                | (D)                      | (D)                             | (D)   |
| 7999 pt.         | Other amusement and recreation services, n.e.c. .....                                    | **                 | **                 | **                                      | **                    | 140                         | 31 497             | 8 635                    | 3 041                           | 1 717   |
| 80, ex. 806      | Health services, except hospitals .....  | ††                 | ††                 | ††                                      | ††                    | 5 015                       | 1 222 661          | 506 747                  | 127 875                         | 32 384  |
| 801              | Offices of physicians .....  | ††                 | ††                 | ††                                      | ††                    | 2 200                       | 651 095            | 285 552                  | 74 182                          | 11 248  |
| 802              | Offices of dentists .....  | ††                 | ††                 | ††                                      | ††                    | 1 572                       | 236 928            | 83 141                   | 19 937                          | 6 283   |
| 803              | Offices of osteopathic physicians .....  | ††                 | ††                 | ††                                      | ††                    | 108                         | 14 620             | 6 470                    | 1 515                           | 382   |
| 8041             | Offices of chiropractors .....   | ††                 | ††                 | ††                                      | ††                    | 261                         | 27 263             | 6 662                    | 1 510                           | 598   |
| 8042             | Offices of optometrists .....  | ††                 | ††                 | ††                                      | ††                    | 234                         | 30 383             | 6 212                    | 1 425                           | 644   |
| 805              | Nursing and personal care facilities .....   | ††                 | ††                 | ††                                      | ††                    | 160                         | 146 180            | 72 777                   | 17 944                          | 10 202  |
| 8051             | Skilled nursing care facilities .....  | **                 | **                 | **                                      | **                    | 51                          | 57 899             | 30 016                   | 7 324                           | 3 832   |
| 8059             | Nursing and personal care facilities, n.e.c. .....                                       | **                 | **                 | **                                      | **                    | 109                         | 88 281             | 42 761                   | 10 620                          | 6 370   |
| 8049, 807, 8, 9  | Other health services .....  | ††                 | ††                 | ††                                      | ††                    | 480                         | 116 192            | 45 933                   | 11 362                          | 3 027   |
| 807              | Medical and dental laboratories .....  | ††                 | ††                 | ††                                      | ††                    | 192                         | 50 373             | 20 978                   | 5 228                           | 1 291   |
| 8071             | Medical laboratories .....   | ††                 | ††                 | ††                                      | ††                    | 66                          | 33 428             | 13 273                   | 3 332                           | 771   |
| 8072             | Dental laboratories .....  | ††                 | ††                 | ††                                      | ††                    | 126                         | 16 945             | 7 705                    | 1 896                           | 520   |
| 8049, 808, 9     | Other health services, n.e.c. .....  | ††                 | ††                 | ††                                      | ††                    | 288                         | 65 819             | 24 955                   | 6 134                           | 1 736   |
| 8049             | Offices of health practitioners, n.e.c. .....  | **                 | **                 | **                                      | **                    | 178                         | 18 682             | 7 664                    | 1 916                           | 519   |
| 808              | Outpatient care facilities .....   | **                 | **                 | **                                      | **                    | 73                          | 34 302             | 12 982                   | 3 243                           | 757   |
| 809              | Health and allied services, n.e.c. .....   | **                 | **                 | **                                      | **                    | 37                          | 12 835             | 4 309                    | 975                             | 460   |
| 81               | Legal services .....   | ††                 | ††                 | ††                                      | ††                    | 1 471                       | 332 478            | 110 089                  | 26 932                          | 6 314   |

**Table 1a. Summary Statistics for Firms Subject to Federal Income Tax for the State: 1982—Con.**

[For meaning of abbreviations and symbols, see introductory text. For explanation of terms and comparability of 1977 and 1982 censuses, see appendix A]

| SIC code     | Kind of business or operation  | All establishments |                    |   |                       | Establishments with payroll |                    |                          |                                 |   |
|--------------|--|--------------------|--------------------|---|-----------------------|-----------------------------|--------------------|--------------------------|---------------------------------|---|
|              |  | Number             | Receipts (\$1,000) | Unincorporated businesses or operations |                       | Number                      | Receipts (\$1,000) | Annual payroll (\$1,000) | First quarter payroll (\$1,000) | Paid employees for pay period including March 12 (number) |
|              |  |                    |                    | Individual proprietorships (number)     | Partnerships (number) |                             |                    |                          |                                 |   |
| 823, 4, 9    | <b>Selected educational services</b> .....                             | ††                 | ††                 | ††                                      | ††                    | 97                          | 27 249             | 9 213                    | 2 301                           | 727   |
| 823          | Libraries and information centers.....                                 | **                 | **                 | **                                      | **                    | -                           | -                  | -                        | -                               | -   |
| 824          | Correspondence schools and vocational schools.....                     | **                 | **                 | **                                      | **                    | 47                          | 22 196             | 7 766                    | 1 950                           | 542   |
| 8241         | Correspondence schools.....  | **                 | **                 | **                                      | **                    | 1                           | (D)                | (D)                      | (D)                             | (D)   |
| 8243         | Data processing schools.....   | **                 | **                 | **                                      | **                    | 2                           | (D)                | (D)                      | (D)                             | (D)   |
| 8244         | Business and secretarial schools.....                                  | **                 | **                 | **                                      | **                    | 8                           | (D)                | (D)                      | (D)                             | (D)   |
| 8249         | Vocational schools, except vocational high schools, n.e.c.....         | **                 | **                 | **                                      | **                    | 36                          | 15 058             | 5 267                    | 1 186                           | 373   |
| 829          | Schools and educational services, n.e.c.....                           | **                 | **                 | **                                      | **                    | 50                          | 5 053              | 1 447                    | 351                             | 185   |
| 891          | <b>Engineering, architectural, and surveying services</b> .....        | ††                 | ††                 | ††                                      | ††                    | 585                         | 222 821            | 105 467                  | 28 566                          | 4 728   |
| 891 pt.      | Architectural services.....  | **                 | **                 | **                                      | **                    | 159                         | 53 037             | 19 938                   | 5 473                           | 1 070   |
| 891 pt.      | Engineering services.....  | **                 | **                 | **                                      | **                    | 293                         | 157 970            | 80 645                   | 21 990                          | 3 222   |
| 891 pt.      | Surveying services.....  | **                 | **                 | **                                      | **                    | 133                         | 11 814             | 4 884                    | 1 103                           | 436   |
| 893          | <b>Accounting, auditing, and bookkeeping services</b> .....            | ††                 | ††                 | ††                                      | ††                    | 865                         | 173 680            | 68 389                   | 17 935                          | 4 522   |
| 83, 892, 9   | <b>Social and other services</b> .....                                 | ††                 | ††                 | ††                                      | ††                    | 468                         | 54 652             | 20 096                   | 4 694                           | 2 747   |
| 83           | Social services.....   | **                 | **                 | **                                      | **                    | 397                         | 45 036             | 17 650                   | 4 138                           | 2 553   |
| 835          | Child day care services.....   | **                 | **                 | **                                      | **                    | 176                         | 9 762              | 4 234                    | 1 122                           | 963   |
| 832, 3, 6, 9 | Other social services.....   | **                 | **                 | **                                      | **                    | 221                         | 35 274             | 13 416                   | 3 016                           | 1 590   |
| 832          | Individual and family social services.....                             | **                 | **                 | **                                      | **                    | 47                          | 8 074              | 3 238                    | 691                             | 339   |
| 833          | Job training and vocational rehabilitation services.....               | **                 | **                 | **                                      | **                    | 39                          | 7 269              | 3 261                    | 741                             | 221   |
| 836          | Residential care.....  | **                 | **                 | **                                      | **                    | 124                         | 18 358             | 6 284                    | 1 486                           | 993   |
| 839          | Social services, n.e.c.....  | **                 | **                 | **                                      | **                    | 11                          | 1 573              | 633                      | 98                              | 37  |
| 892, 9       | Other services.....  | **                 | **                 | **                                      | **                    | 71                          | 9 616              | 2 446                    | 556                             | 194   |
| 892          | Noncommercial educational, scientific, and research organizations..... | **                 | **                 | **                                      | **                    | 7                           | 1 420              | 696                      | 175                             | 28  |
| 899          | Services, n.e.c.....   | **                 | **                 | **                                      | **                    | 64                          | 8 196              | 1 750                    | 381                             | 166   |

**Table 1b. Summary Statistics for Firms Exempt From Federal Income Tax for the State: 1982**

[Includes only establishments with payroll. For meaning of abbreviations and symbols, see introductory text. For explanation of terms and comparability of 1977 and 1982 censuses, see appendix A]

| SIC code                | Kind of business or operation   | Establishments (number) | Revenue (\$1,000) | Annual payroll (\$1,000) | First quarter payroll (\$1,000) | Paid employees for pay period including March 12 (number) |
|-------------------------|---|-------------------------|-------------------|--------------------------|---------------------------------|---|
|                         | <b>Total</b> .....  | 2 053                   | 551 380           | 240 305                  | 57 535                          | 26 065  |
| 7011 pt., 7032, 704     | <b>Hotels, camps, and membership lodging</b> .....                                      | 82                      | 6 471             | 1 213                    | 291                             | 316   |
| 7011 pt.                | Hotels.....   | -                       | -                 | -                        | -                               | -   |
| 7032                    | Sporting and recreational camps.....  | 14                      | 764               | 251                      | 31                              | 25  |
| 704                     | Organization hotels and lodging houses, on membership basis.....                        | 68                      | 5 707             | 962                      | 260                             | 291   |
| 7391, 2, 7              | <b>Research, testing, and consulting services</b> .....                                 | 14                      | (D)               | (D)                      | (D)                             | (D)   |
| 7391                    | Research and development laboratories.....  | 1                       | (D)               | (D)                      | (D)                             | (D)   |
| 7392                    | Management, consulting, and public relations services.....                              | 10                      | (D)               | (D)                      | (D)                             | (D)   |
| 7397                    | Testing laboratories and facilities.....  | 3                       | (D)               | (D)                      | (D)                             | (D)   |
| 792, 7997, 7999 pt., 84 | <b>Selected amusement, recreation, and related services</b> .....                       | 118                     | 47 334            | 20 041                   | 4 905                           | 2 236   |
| 792                     | Producers, orchestras, and entertainers.....  | 25                      | 11 455            | 5 222                    | 1 465                           | 701   |
| 7922                    | Theatrical producers (except motion picture) and miscellaneous theatrical services..... | 13                      | 5 533             | 2 364                    | 675                             | 298   |
| 7929                    | Bands, orchestras, actors, and other entertainers and entertainment groups.....         | 12                      | 5 922             | 2 858                    | 790                             | 403   |
| 7999 pt., 84            | Museums, art galleries, and botanical and zoological gardens.....                       | 34                      | 11 750            | 4 473                    | 1 156                           | 521   |
| 7999 pt.                | Commercial museums, art galleries, and botanical and zoological gardens.....            | 8                       | 3 386             | 1 422                    | 359                             | 164   |
| 84                      | Noncommercial museums, art galleries, and botanical and zoological gardens.....         | 26                      | 8 364             | 3 051                    | 797                             | 357   |
| 8411                    | Noncommercial museums and art galleries.....  | 24                      | (D)               | (D)                      | (D)                             | (D)   |
| 8421                    | Noncommercial arboreta, botanical and zoological gardens.....                           | 2                       | (D)               | (D)                      | (D)                             | (D)   |
| 7997                    | Membership sports and recreation clubs.....   | 54                      | 20 222            | 9 064                    | 2 136                           | 955   |
| 7999 pt.                | Fairs.....  | 5                       | 3 907             | 1 282                    | 148                             | 59  |
| 805, 8, 9               | <b>Selected health services</b> .....   | 112                     | 101 675           | 57 722                   | 13 423                          | 5 179   |
| 805                     | Nursing and personal care facilities.....   | 36                      | 45 824            | 24 542                   | 5 957                           | 2 940   |
| 8051                    | Skilled nursing care facilities.....  | 13                      | 27 447            | 14 839                   | 3 570                           | 1 634   |
| 8059                    | Nursing and personal care facilities, n.e.c.....  | 23                      | 18 377            | 9 703                    | 2 387                           | 1 306   |
| 808                     | Outpatient care facilities.....   | 67                      | 48 354            | 28 906                   | 6 467                           | 1 903   |
| 809                     | Health and allied services, n.e.c.....  | 9                       | 7 497             | 4 274                    | 999                             | 336   |
| 81                      | <b>Legal aid societies and similar legal services</b> .....                             | 21                      | (D)               | (D)                      | (D)                             | (D)   |



**Table 1b. Summary Statistics for Firms Exempt From Federal Income Tax for the State: 1982—Con.**

[Includes only establishments with payroll. For meaning of abbreviations and symbols, see introductory text. For explanation of terms and comparability of 1977 and 1982 censuses, see appendix A]

| SIC code     | Kind of business or operation  | Establishments (number) | Revenue (\$1,000) | Annual payroll (\$1,000) | First quarter payroll (\$1,000) | Paid employees for pay period including March 12 (number) |
|--------------|--|-------------------------|-------------------|--------------------------|---------------------------------|---|
| 823, 4, 9    | <b>Selected educational services</b> .....   | 67                      | 14 654            | 5 850                    | 1 454                           | 566   |
| 823          | Libraries and information centers .....  | 22                      | (D)               | (D)                      | (D)                             | (D)   |
| 824          | Correspondence schools and vocational schools .....                                | 18                      | (D)               | (D)                      | (D)                             | (D)   |
| 8241, 9      | Correspondence and vocational schools, except vocational high schools, n.e.c. .... | 18                      | (D)               | (D)                      | (D)                             | (D)   |
| 8243, 4      | Data processing, business, and secretarial schools .....                           | -                       | -                 | -                        | -                               | -   |
| 829          | Schools and educational services, n.e.c. ....                                      | 27                      | 3 028             | 1 475                    | 350                             | 175   |
| 83           | <b>Social services</b> .....   | 797                     | 200 882           | 85 571                   | 20 533                          | 10 724  |
| 835          | Child day care services .....  | 212                     | 14 901            | 9 171                    | 2 171                           | 1 516   |
| 832, 3, 6, 9 | Other social services .....  | 585                     | 185 981           | 76 400                   | 18 362                          | 9 208   |
| 832          | Individual and family social services .....  | 261                     | 63 126            | 29 082                   | 6 998                           | 2 939   |
| 833          | Job training and vocational rehabilitation services .....                          | 58                      | 23 590            | 14 708                   | 3 462                           | 2 724   |
| 836          | Residential care .....   | 120                     | 44 296            | 21 026                   | 5 032                           | 2 355   |
| 839          | Social services, n.e.c. ....   | 146                     | 54 969            | 11 584                   | 2 870                           | 1 190   |
| 861, 2, 4, 9 | <b>Selected membership organizations</b> .....                                     | 824                     | 150 861           | 53 767                   | 12 940                          | 6 084   |
| 861          | Business associations .....  | 202                     | 41 126            | 16 691                   | 4 154                           | 914   |
| 864          | Civic, social, and fraternal associations .....                                    | 446                     | 70 962            | 24 479                   | 5 876                           | 4 075   |
| 862, 9       | Other membership organizations .....   | 176                     | 38 773            | 12 597                   | 2 910                           | 1 095   |
| 862          | Professional membership organizations .....  | 61                      | 14 680            | 5 332                    | 1 312                           | 345   |
| 869          | Membership organizations, n.e.c. ....  | 115                     | 24 093            | 7 265                    | 1 598                           | 750   |
| 892          | <b>Noncommercial educational, scientific, and research organizations</b> .....     | 18                      | 15 825            | 8 191                    | 1 925                           | 470   |

**Table 2a. Comparative Statistics for Firms Subject to Federal Income Tax for the State: 1982 and 1977**

[For meaning of abbreviations and symbols, see introductory text. For explanation of terms and comparability of 1977 and 1982 censuses, see appendix A]

| SIC code  | Kind of business or operation                                    | All establishments |               |                |                |                             | Establishments with payroll |                |                             |                |                |                             |
|-----------|--|--------------------|---------------|----------------|----------------|-----------------------------|-----------------------------|----------------|-----------------------------|----------------|----------------|-----------------------------|
|           |  | 1982 (number)      | 1977 (number) | Receipts       |                |                             | Receipts                    |                |                             | Annual payroll |                |                             |
|           |  |                    |               | 1982 (\$1,000) | 1977 (\$1,000) | Percent change 1977 to 1982 | 1982 (\$1,000)              | 1977 (\$1,000) | Percent change 1977 to 1982 | 1982 (\$1,000) | 1977 (\$1,000) | Percent change 1977 to 1982 |
|           | <b>Total</b> .....   | ††                 | 35 897        | ††             | 2 646 312      | (NA)                        | 3 898 545                   | 2 358 748      | 65.3                        | 1 429 841      | 804 482        | 77.7                        |
| 70        | <b>Hotels, motels, and other lodging places</b> ..               | ††                 | 1 421         | ††             | 213 281        | (NA)                        | 291 429                     | 199 076        | 46.4                        | 75 908         | 52 106         | 45.7                        |
| 7011      | Hotels, motor hotels, and motels .....                           | ††                 | 984           | ††             | 200 210        | (NA)                        | 281 859                     | 193 116        | 46.0                        | 74 301         | 50 913         | 45.9                        |
| 7011 pt.  | Hotels .....   | ††                 | 188           | ††             | 69 855         | (NA)                        | 104 530                     | 68 709         | 52.1                        | 30 424         | 21 291         | 42.9                        |
| 7011 pt.  | Hotels, 25 guestrooms or more .....                              | **                 | **            | **             | **             | **                          | 100 142                     | 65 844         | 52.1                        | 29 721         | 20 609         | 44.2                        |
| 7011 pt.  | Hotels, less than 25 guestrooms .....                            | **                 | **            | **             | **             | **                          | 4 388                       | 2 865          | 53.2                        | 703            | 682            | 3.1                         |
| 7011 pt.  | Motels, motor hotels, and tourist courts ..                      | ††                 | 796           | ††             | 130 355        | (NA)                        | 177 329                     | 124 407        | 42.5                        | 43 877         | 29 622         | 48.1                        |
| 7011 pt.  | Motels, tourist courts .....                                     | **                 | **            | **             | **             | **                          | 98 783                      | (D)            | (D)                         | 21 398         | (D)            | (D)                         |
| 7011 pt.  | Motor hotels .....   | **                 | **            | **             | **             | **                          | 78 546                      | (D)            | (D)                         | 22 479         | (D)            | (D)                         |
| 702, 3, 4 | Other lodging places .....                                       | ††                 | (NC)          | ††             | (NC)           | (X)                         | 9 570                       | (NC)           | (X)                         | 1 607          | (NC)           | (X)                         |
| 703       | Trailing parks and camps .....                                   | ††                 | 320           | ††             | 9 043          | (NA)                        | 5 914                       | 3 031          | 95.1                        | 796            | 516            | 54.3                        |
| 702, 4    | Rooming, boarding, and membership lodging .....                  | ††                 | (NC)          | ††             | (NC)           | (X)                         | 3 656                       | (NC)           | (X)                         | 811            | (NC)           | (X)                         |
| 72        | <b>Personal services</b> .....                                   | ††                 | 5 999         | ††             | 207 993        | (NA)                        | 223 176                     | 174 209        | 28.1                        | 80 140         | 64 833         | 23.6                        |
| 721       | Laundry, cleaning, and garment services ...                      | ††                 | 707           | ††             | 72 842         | (NA)                        | 89 754                      | 67 861         | 32.3                        | 31 650         | 24 771         | 27.8                        |
| 7215      | Coin-operated laundries and dry cleaning .....                   | ††                 | 231           | ††             | 10 883         | (NA)                        | 9 904                       | 8 396          | 18.0                        | 1 831          | 1 843          | -.7                         |
| 721 ex.   | Other laundry, cleaning, and garment services .....              | ††                 | 476           | ††             | 61 959         | (NA)                        | 79 850                      | 59 465         | 34.3                        | 29 819         | 22 928         | 30.1                        |
| 7215      | Power laundries, family and commercial* .....                    | **                 | **            | **             | **             | **                          | 6 776                       | 5 440          | 24.6                        | 2 808          | 2 436          | 15.3                        |
| 7216      | Dry-cleaning plants, except rug cleaning* .....                  | **                 | **            | **             | **             | **                          | 22 592                      | 15 955         | 41.6                        | 7 164          | 5 069          | 41.3                        |
| Other 721 | Laundry and cleaning services, n.e.c.* ..                        | **                 | **            | **             | **             | **                          | 50 482                      | 35 883         | 40.7                        | 19 847         | 14 461         | 37.2                        |
| 7212      | Garment pressing and agents for laundries and dry cleaners ..... | **                 | **            | **             | **             | **                          | 1 273                       | 652            | 95.2                        | 380            | 144            | 163.9                       |
| 7213      | Linen supply* .....  | **                 | **            | **             | **             | **                          | 18 724                      | 14 795         | 26.6                        | 7 197          | 6 190          | 16.3                        |
| 7217      | Carpet and upholstery cleaning .....                             | **                 | **            | **             | **             | **                          | 4 832                       | 3 855          | 25.3                        | 1 836          | 1 342          | 36.8                        |
| 7218      | Industrial laundries* .....                                      | **                 | **            | **             | **             | **                          | 23 187                      | 15 736         | 47.4                        | 9 672          | 6 505          | 48.7                        |
| 7214, 9   | Other laundry, garment services, including diaper* .....         | **                 | **            | **             | **             | **                          | 2 466                       | 845            | 191.8                       | 762            | 280            | 172.1                       |
| 722       | Photographic studios, portrait .....                             | ††                 | 460           | ††             | 12 732         | (NA)                        | 12 089                      | 8 962          | 34.9                        | 2 789          | 2 168          | 28.6                        |
| 723, 4    | <b>Beauty and barber shops</b> .....                             | ††                 | 2 520         | ††             | 69 704         | (NA)                        | 63 076                      | 55 231         | 14.2                        | 27 758         | 26 200         | 5.9                         |
| 723       | Beauty shops .....   | ††                 | 1 746         | ††             | 58 234         | (NA)                        | 60 763                      | 51 084         | 18.9                        | 26 805         | 24 683         | 8.6                         |
| 724       | Barber shops .....   | ††                 | 774           | ††             | 11 470         | (NA)                        | 2 313                       | 4 147          | -44.2                       | 953            | 1 517          | -37.2                       |
| 725       | Shoe repair, shoe shine, and hat-cleaning shops .....            | ††                 | 126           | ††             | 3 731          | (NA)                        | 2 101                       | 2 349          | -10.6                       | 566            | 626            | -9.6                        |
| 726       | Funeral service and crematories .....                            | ††                 | 156           | ††             | 23 510         | (NA)                        | 30 978                      | 22 952         | 35.0                        | 8 135          | 5 633          | 44.4                        |
| 729       | Miscellaneous personal services .....                            | ††                 | 2 030         | ††             | 25 474         | (NA)                        | 25 178                      | 16 854         | 49.4                        | 9 242          | 5 435          | 70.0                        |



**Table 2a. Comparative Statistics for Firms Subject to Federal Income Tax for the State: 1982 and 1977—Con.**

[For meaning of abbreviations and symbols, see introductory text. For explanation of terms and comparability of 1977 and 1982 censuses, see appendix A]

| SIC code               | Kind of business or operation                                    | All establishments |                  |                   |                   |                                      | Establishments with payroll |                   |                                      |                   |                   |                                      |
|------------------------|--|--------------------|------------------|-------------------|-------------------|--------------------------------------|-----------------------------|-------------------|--------------------------------------|-------------------|-------------------|--------------------------------------|
|                        |  | 1982<br>(number)   | 1977<br>(number) | Receipts          |                   |                                      | Receipts                    |                   |                                      | Annual payroll    |                   |                                      |
|                        |  |                    |                  | 1982<br>(\$1,000) | 1977<br>(\$1,000) | Percent<br>change<br>1977 to<br>1982 | 1982<br>(\$1,000)           | 1977<br>(\$1,000) | Percent<br>change<br>1977 to<br>1982 | 1982<br>(\$1,000) | 1977<br>(\$1,000) | Percent<br>change<br>1977 to<br>1982 |
| 73                     | <b>Business services</b> -----                                   | ††                 | 5 532            | ††                | 446 434           | (NA)                                 | 685 769                     | 400 380           | 71.3                                 | 274 559           | 149 714           | 83.4                                 |
| 731                    | Advertising  | ††                 | 367              | ††                | 28 857            | (NA)                                 | 43 811                      | 24 072            | 82.0                                 | 17 061            | 10 241            | 66.6                                 |
| 7311                   | Advertising agencies   | **                 | **               | **                | **                | **                                   | 27 709                      | 15 532            | 78.4                                 | 12 890            | 7 352             | 75.3                                 |
| 7312                   | Outdoor advertising services                                     | **                 | **               | **                | **                | **                                   | (D)                         | (D)               | (D)                                  | (D)               | (D)               | (D)                                  |
| 7313                   | Radio, TV, publishers' advertising<br>representatives            | **                 | **               | **                | **                | **                                   | 2 554                       | 1 970             | 29.6                                 | 1 025             | 661               | 55.1                                 |
| 7319                   | Advertising, n.e.c.  | **                 | **               | **                | **                | **                                   | (D)                         | (D)               | (D)                                  | (D)               | (D)               | (D)                                  |
| 734                    | <b>Services to dwellings and other buildings</b>                 | ††                 | 1 348            | ††                | 44 171            | (NA)                                 | 53 142                      | 36 343            | 46.2                                 | 25 286            | 17 700            | 42.9                                 |
| 7341                   | Window cleaning  | **                 | **               | **                | **                | **                                   | 393                         | 305               | 28.9                                 | 174               | 130               | 33.8                                 |
| 7342                   | Disinfecting and exterminating services                          | **                 | **               | **                | **                | **                                   | 6 514                       | 4 581             | 42.2                                 | 2 381             | 1 764             | 35.0                                 |
| 7349                   | Cleaning and maintenance services,<br>n.e.c.                     | **                 | **               | **                | **                | **                                   | 46 235                      | 31 457            | 47.0                                 | 22 731            | 15 806            | 43.8                                 |
| 737                    | <b>Computer and data processing services</b>                     | ††                 | 187              | ††                | 68 234            | (NA)                                 | 139 047                     | 67 344            | 106.5                                | 50 550            | 23 009            | 119.7                                |
| 7372                   | Computer programming and other<br>software services              | **                 | **               | **                | **                | **                                   | 46 391                      | 5 203             | 791.6                                | 17 375            | 2 233             | 678.1                                |
| 7374                   | Data processing services   | **                 | **               | **                | **                | **                                   | 76 679                      | (D)               | (D)                                  | 28 190            | (D)               | (D)                                  |
| 7379                   | Computer related services, n.e.c.                                | **                 | **               | **                | **                | **                                   | 15 977                      | (D)               | (D)                                  | 4 985             | (D)               | (D)                                  |
| 7392                   | <b>Management, consulting, and public<br/>relations services</b> | ††                 | 1 708            | ††                | 56 744            | (NA)                                 | 85 618                      | 38 830            | 120.5                                | 39 395            | 14 252            | 176.4                                |
| 7394                   | Equipment rental and leasing services                            | ††                 | 560              | ††                | 63 526            | (NA)                                 | 97 813                      | 57 515            | 70.1                                 | 24 927            | 13 457            | 85.2                                 |
| Other 73               | <b>Other business services</b>                                   | ††                 | 1 362            | ††                | 186 185           | (NA)                                 | 266 338                     | 177 559           | 50.0                                 | 117 340           | 71 591            | 63.9                                 |
| 732                    | Credit reporting, collection agencies                            | **                 | **               | **                | **                | **                                   | 23 632                      | 17 337            | 36.3                                 | 9 291             | 7 378             | 25.9                                 |
| 7331                   | Direct mail advertising services                                 | **                 | **               | **                | **                | **                                   | 8 548                       | 2 862             | 198.7                                | 3 285             | 1 111             | 195.7                                |
| 7332                   | Blueprinting and photocopying services                           | **                 | **               | **                | **                | **                                   | 4 708                       | (D)               | (D)                                  | 1 264             | (D)               | (D)                                  |
| 7333                   | Commercial photography, art, and<br>graphics                     | **                 | **               | **                | **                | **                                   | 14 647                      | 8 907             | 64.4                                 | 4 301             | 2 582             | 66.6                                 |
| 7339                   | Stenographic services; and reproduction<br>services, n.e.c.      | **                 | **               | **                | **                | **                                   | 5 023                       | 2 575             | 95.1                                 | 1 852             | 1 084             | 70.8                                 |
| 736                    | <b>Personnel supply services</b>                                 | **                 | **               | **                | **                | **                                   | 39 875                      | (D)               | (D)                                  | 27 088            | (D)               | (D)                                  |
| 7361                   | Employment agencies  | **                 | **               | **                | **                | **                                   | 9 200                       | 7 807             | 17.8                                 | 4 450             | 4 180             | 6.5                                  |
| 7362                   | Help supply services   | **                 | **               | **                | **                | **                                   | 30 675                      | 11 089            | 176.6                                | 22 638            | 8 268             | 173.8                                |
| 7369                   | Facilities management services                                   | **                 | **               | **                | **                | **                                   | -                           | (D)               | (D)                                  | -                 | (D)               | (D)                                  |
| 7391                   | <b>Research and development laboratories</b>                     | **                 | **               | **                | **                | **                                   | 6 988                       | 1 476             | 373.4                                | 2 621             | 510               | 413.9                                |
| 7397                   | Testing laboratories and facilities                              | **                 | **               | **                | **                | **                                   | 6 863                       | 4 664             | 47.1                                 | 3 635             | 2 405             | 51.1                                 |
| 7393                   | Detective agencies and protective<br>services                    | **                 | **               | **                | **                | **                                   | 44 281                      | 23 184            | 91.0                                 | 26 974            | 14 778            | 82.5                                 |
| 7395                   | Photofinishing laboratories*                                     | **                 | **               | **                | **                | **                                   | 35 763                      | 26 703            | 33.9                                 | 9 264             | 6 128             | 51.2                                 |
| 7399 pt.               | Sign painting shops  | **                 | **               | **                | **                | **                                   | 887                         | 11 144            | -22.5                                | 319               | 290               | 10.0                                 |
| 7399 pt.               | Interior designing   | **                 | **               | **                | **                | **                                   | 4 180                       | 3 470             | 20.5                                 | 882               | 623               | 41.6                                 |
| 7399 pt.               | Telephone answering services                                     | **                 | **               | **                | **                | **                                   | 7 325                       | 4 167             | 75.8                                 | 3 481             | 1 578             | 120.6                                |
| 735, 7396,<br>7399 pt. | Other business services, n.e.c.                                  | **                 | **               | **                | **                | **                                   | 63 618                      | 56 882            | 11.8                                 | 23 083            | 18 366            | 25.7                                 |
| 75                     | <b>Automotive repair, services, and garages</b>                  | ††                 | 2 670            | ††                | 262 479           | (NA)                                 | 327 802                     | 232 203           | 41.2                                 | 83 506            | 58 692            | 42.3                                 |
| 751                    | Automotive rental and leasing, without<br>drivers                | ††                 | 124              | ††                | 47 517            | (NA)                                 | 62 649                      | 45 473            | 37.8                                 | 9 375             | 6 356             | 47.5                                 |
| 752                    | <b>Automobile parking</b>  | ††                 | 59               | ††                | 10 966            | (NA)                                 | 13 707                      | 10 869            | 26.1                                 | 3 029             | 2 015             | 50.3                                 |
| 7523                   | Parking lots   | **                 | **               | **                | **                | **                                   | (D)                         | 7 522             | (D)                                  | (D)               | 1 390             | (D)                                  |
| 7525                   | Parking structures   | **                 | **               | **                | **                | **                                   | (D)                         | 3 347             | (D)                                  | (D)               | 625               | (D)                                  |
| 753                    | <b>Automotive repair shops</b>                                   | ††                 | 2 174            | ††                | 182 912           | (NA)                                 | 231 810                     | 159 504           | 45.3                                 | 65 307            | 45 343            | 44.0                                 |
| 7538                   | General automotive repair shops                                  | ††                 | 1 279            | ††                | 75 724            | (NA)                                 | 92 997                      | 60 181            | 54.5                                 | 24 022            | 15 608            | 53.9                                 |
| 7538 pt.               | General automotive repair shops,<br>except diesel                | **                 | **               | **                | **                | **                                   | 67 181                      | 47 748            | 40.7                                 | 18 232            | 12 089            | 50.8                                 |
| 7538 pt.               | Diesel repair shops  | **                 | **               | **                | **                | **                                   | 25 816                      | 12 433            | 107.6                                | 5 790             | 3 519             | 64.5                                 |
| 7531                   | Top and body repair shops  | ††                 | 481              | ††                | 47 480            | (NA)                                 | 58 883                      | 43 230            | 36.2                                 | 18 721            | 14 060            | 33.2                                 |
| 7534, 5, 9             | <b>Other automotive repair shops</b>                             | ††                 | 414              | ††                | 59 708            | (NA)                                 | 79 930                      | 56 093            | 42.5                                 | 22 564            | 15 675            | 43.9                                 |
| 7534                   | Tire retreading and repair shops                                 | **                 | **               | **                | **                | **                                   | 26 558                      | 20 090            | 32.2                                 | 6 572             | 4 983             | 31.9                                 |
| 7535                   | Paint shops  | **                 | **               | **                | **                | **                                   | 5 603                       | 4 371             | 28.2                                 | 1 865             | 1 391             | 34.1                                 |
| 7539 pt.               | Auto electrical and fuel system<br>services                      | **                 | **               | **                | **                | **                                   | 4 808                       | 3 590             | 33.9                                 | 1 468             | 914               | 60.6                                 |
| 7539 pt.               | Radiator repair  | **                 | **               | **                | **                | **                                   | 5 517                       | 3 328             | 65.8                                 | 1 556             | 1 061             | 46.7                                 |
| 7539 pt.               | Glass replacement and repair                                     | **                 | **               | **                | **                | **                                   | 10 346                      | 7 655             | 35.2                                 | 3 311             | 2 423             | 36.6                                 |
| 7539 pt.               | Brake, front end, and wheel alignment                            | **                 | **               | **                | **                | **                                   | 6 250                       | (D)               | (D)                                  | 2 112             | (D)               | (D)                                  |
| 7539 pt.               | Exhaust system services (muffler<br>shops)                       | **                 | **               | **                | **                | **                                   | 7 286                       | (D)               | (D)                                  | 1 890             | (D)               | (D)                                  |
| 7539 pt.               | Transmission repair shops  | **                 | **               | **                | **                | **                                   | 10 901                      | 6 699             | 62.7                                 | 3 080             | 1 838             | 67.6                                 |
| 7539 pt.               | Other automotive repair shops, n.e.c.                            | **                 | **               | **                | **                | **                                   | 2 661                       | (D)               | (D)                                  | 710               | (D)               | (D)                                  |
| 754                    | <b>Automotive services, except repair</b>                        | ††                 | 313              | ††                | 17 301            | (NA)                                 | 19 636                      | 12 574            | 56.2                                 | 5 795             | 3 648             | 58.9                                 |
| 7542                   | Car washes   | **                 | **               | **                | **                | **                                   | 9 496                       | 6 564             | 44.7                                 | 2 198             | 1 792             | 22.7                                 |
| 7549                   | Other automotive services  | **                 | **               | **                | **                | **                                   | 10 140                      | 6 010             | 68.7                                 | 3 597             | 1 856             | 93.8                                 |
| 76                     | <b>Miscellaneous repair services</b>                             | ††                 | 2 466            | ††                | 136 894           | (NA)                                 | 134 300                     | 112 258           | 19.6                                 | 44 647            | 31 537            | 41.6                                 |
| 762                    | Electrical and electronic repair shops                           | ††                 | 669              | ††                | 40 491            | (NA)                                 | 38 273                      | 33 410            | 14.6                                 | 13 633            | 10 034            | 35.9                                 |
| 7622                   | Radio and TV repair shops  | ††                 | 379              | ††                | 21 236            | (NA)                                 | 14 290                      | 17 031            | -16.1                                | 5 075             | 5 180             | -2.0                                 |
| 7623, 9                | Other electrical and electronic repair<br>shops                  | ††                 | 290              | ††                | 19 255            | (NA)                                 | 23 983                      | 16 379            | 46.4                                 | 8 558             | 4 854             | 76.3                                 |
| 7623                   | Refrigeration and air-conditioning repair<br>shops               | **                 | **               | **                | **                | **                                   | 4 754                       | 3 000             | 58.5                                 | 1 619             | 948               | 70.8                                 |
| 7629                   | Electrical and electronic repair shops,<br>n.e.c.                | **                 | **               | **                | **                | **                                   | 19 229                      | 13 379            | 43.7                                 | 6 939             | 3 906             | 77.6                                 |
| 764                    | Reupholstery and furniture repair                                | ††                 | 382              | ††                | 10 815            | (NA)                                 | 5 480                       | 7 561             | -27.5                                | 1 476             | 2 039             | -27.6                                |

**Table 2a. Comparative Statistics for Firms Subject to Federal Income Tax for the State: 1982 and 1977—Con.**

[For meaning of abbreviations and symbols, see introductory text. For explanation of terms and comparability of 1977 and 1982 censuses, see appendix A]

| SIC code         | Kind of business or operation  | All establishments |                  |                   |                   |                                      | Establishments with payroll |                   |                                      |                   |                   |                                      |
|------------------|--|--------------------|------------------|-------------------|-------------------|--------------------------------------|-----------------------------|-------------------|--------------------------------------|-------------------|-------------------|--------------------------------------|
|                  |  | 1982<br>(number)   | 1977<br>(number) | Receipts          |                   |                                      | Receipts                    |                   |                                      | Annual payroll    |                   |                                      |
|                  |  |                    |                  | 1982<br>(\$1,000) | 1977<br>(\$1,000) | Percent<br>change<br>1977 to<br>1982 | 1982<br>(\$1,000)           | 1977<br>(\$1,000) | Percent<br>change<br>1977 to<br>1982 | 1982<br>(\$1,000) | 1977<br>(\$1,000) | Percent<br>change<br>1977 to<br>1982 |
| 76               | Miscellaneous repair services—Con.   |                    |                  |                   |                   |                                      |                             |                   |                                      |                   |                   |                                      |
| 763, 9           | Other repair shops and related services  | ††                 | 1 415            | ††                | 85 588            | (NA)                                 | 90 547                      | 71 287            | 27.0                                 | 29 538            | 19 464            | 51.8                                 |
| 763              | Watch, clock, and jewelry repair   | ††                 | ..               | ††                | ..                | ..                                   | 1 521                       | 1 133             | 34.2                                 | 680               | 313               | 117.3                                |
| 769              | Miscellaneous repair and related services  | ..                 | ..               | ..                | ..                | ..                                   | 89 026                      | 70 154            | 26.9                                 | 28 858            | 19 151            | 50.7                                 |
| 7692             | Welding repair   | ..                 | ..               | ..                | ..                | ..                                   | 7 927                       | 6 327             | 25.3                                 | 2 742             | 1 839             | 49.1                                 |
| 7694             | Armature rewinding shops   | ..                 | ..               | ..                | ..                | ..                                   | 18 580                      | 21 834            | -14.9                                | 6 118             | 5 200             | 17.7                                 |
| 7699             | Repair shops and related services, n.e.c.  | ..                 | ..               | ..                | ..                | ..                                   | 62 519                      | 41 993            | 48.9                                 | 19 998            | 12 112            | 65.1                                 |
| 78, 79           | Amusement and recreation services, including motion pictures                       | ††                 | 2 092            | ††                | 131 822           | (NA)                                 | 202 528                     | 116 496           | 73.8                                 | 51 080            | 31 125            | 64.1                                 |
| 781, 2           | Motion picture production, distribution, and services                              | ††                 | 80               | ††                | 8 583             | (NA)                                 | 10 072                      | 7 580             | 32.9                                 | 2 623             | 1 304             | 101.2                                |
| 783              | Motion picture theaters  | ††                 | 176              | ††                | 27 113            | (NA)                                 | 38 447                      | 26 697            | 44.0                                 | 6 095             | 4 888             | 24.7                                 |
| 7832             | Motion picture theaters, except drive-in   | ..                 | ..               | ..                | ..                | ..                                   | 32 469                      | 19 794            | 64.0                                 | 5 173             | 3 606             | 43.5                                 |
| 7833             | Drive-in motion picture theaters   | ..                 | ..               | ..                | ..                | ..                                   | 5 978                       | 6 903             | -13.4                                | 922               | 1 282             | -28.1                                |
| 792              | Producers, orchestras, and entertainers  | ††                 | 875              | ††                | 10 726            | (NA)                                 | 6 501                       | 3 942             | 64.9                                 | 1 245             | 1 458             | -14.6                                |
| 7922             | Theatrical producers (except motion picture) and miscellaneous theatrical services | ..                 | ..               | ..                | ..                | ..                                   | 3 547                       | (D)               | (D)                                  | 708               | (D)               | (D)                                  |
| 7929             | Bands, orchestras, actors, and other entertainers and entertainment groups         | ..                 | ..               | ..                | ..                | ..                                   | 2 954                       | (D)               | (D)                                  | 537               | (D)               | (D)                                  |
| 793              | Bowling alleys and billiards and pool establishments                               | ††                 | 131              | ††                | 18 377            | (NA)                                 | 23 443                      | 17 432            | 34.5                                 | 6 663             | 5 231             | 27.4                                 |
| 7932             | Billiard and pool establishments   | ††                 | 29               | ††                | 1 889             | (NA)                                 | 348                         | 1 335             | -73.9                                | 66                | 293               | -77.5                                |
| 7933             | Bowling alleys   | ††                 | 102              | ††                | 16 488            | (NA)                                 | 23 095                      | 16 097            | 43.5                                 | 6 597             | 4 938             | 33.6                                 |
| 79 ex. 792, 3    | Commercial sports and other amusement and recreation services                      | ††                 | 830              | ††                | 67 023            | (NA)                                 | 124 065                     | 60 845            | 103.9                                | 34 454            | 18 244            | 88.9                                 |
| 794              | Commercial sports  | ††                 | ..               | ††                | ..                | ..                                   | 21 334                      | 16 572            | 28.7                                 | 7 125             | 5 463             | 30.4                                 |
| 7941             | Professional sports clubs, managers, promoters                                     | ††                 | ..               | ††                | ..                | ..                                   | 7 131                       | 7 201             | -1.0                                 | 3 280             | 2 578             | 27.2                                 |
| 7948             | Racing, including track operation  | ††                 | ..               | ††                | ..                | ..                                   | 14 203                      | 9 371             | 51.6                                 | 3 845             | 2 885             | 33.3                                 |
| 79 ex. 792, 3, 4 | Other amusement and recreation services  | ††                 | ..               | ††                | ..                | ..                                   | 102 731                     | 44 273            | 132.0                                | 27 329            | 12 781            | 113.8                                |
| 791              | Dance halls, studios, and schools  | ..                 | ..               | ..                | ..                | ..                                   | 1 367                       | 1 022             | 33.8                                 | 379               | 385               | -1.6                                 |
| 792              | Public golf courses  | ..                 | ..               | ..                | ..                | ..                                   | 8 424                       | 7 210             | 16.8                                 | 2 224             | 2 110             | 5.4                                  |
| 793              | Coin-operated amusement device operators   | ..                 | ..               | ..                | ..                | ..                                   | 14 523                      | (D)               | (D)                                  | 3 058             | (D)               | (D)                                  |
| 7996             | Amusement parks  | ..                 | ..               | ..                | ..                | ..                                   | 3 286                       | 2 689             | 22.2                                 | 1 008             | 897               | 12.4                                 |
| 7997             | Membership sports and recreation clubs   | ..                 | ..               | ..                | ..                | ..                                   | 30 342                      | 8 132             | 273.1                                | 9 217             | 3 195             | 188.5                                |
| 7999             | Amusement and recreation services, n.e.c.  | ..                 | ..               | ..                | ..                | ..                                   | 44 789                      | (D)               | (D)                                  | 11 443            | (D)               | (D)                                  |
| 7999 pt.         | Concession operators of amusement devices, rides                                   | ..                 | ..               | ..                | ..                | ..                                   | 4 952                       | 2 069             | 139.3                                | 820               | 428               | 91.6                                 |
| 7999 pt.         | Carnivals, circuses, and fairs   | ..                 | ..               | ..                | ..                | ..                                   | 4 281                       | 4 584             | -6.6                                 | 891               | 1 099             | -18.9                                |
| 7999 pt.         | Other commercial recreation and amusements   | ..                 | ..               | ..                | ..                | ..                                   | 35 556                      | (D)               | (D)                                  | 9 732             | (D)               | (D)                                  |
| 80, ex. 806      | Health services, except hospitals  | ††                 | 5 524            | ††                | 719 811           | (NA)                                 | 1 222 661                   | 679 309           | 80.0                                 | 506 747           | 254 826           | 98.9                                 |
| 801              | Offices of physicians  | ††                 | 2 170            | ††                | 353 487           | (NA)                                 | 651 095                     | 331 811           | 96.2                                 | 285 552           | 131 857           | 116.6                                |
| 802              | Offices of dentists  | ††                 | 1 487            | ††                | 150 228           | (NA)                                 | 236 928                     | 146 272           | 62.0                                 | 83 141            | 41 938            | 98.2                                 |
| 803              | Offices of osteopathic physicians  | ††                 | 99               | ††                | 11 700            | (NA)                                 | 14 620                      | 11 477            | 27.4                                 | 6 470             | 3 658             | 76.9                                 |
| 8041             | Offices of chiropractors   | ††                 | 221              | ††                | 11 797            | (NA)                                 | 27 263                      | 10 443            | 161.1                                | 6 662             | 1 785             | 273.2                                |
| 8042             | Offices of optometrists  | ††                 | 242              | ††                | 20 754            | (NA)                                 | 30 383                      | 18 571            | 63.6                                 | 6 212             | 3 003             | 106.9                                |
| 805              | Nursing and personal care facilities   | ††                 | 417              | ††                | 91 728            | (NA)                                 | 146 180                     | 90 026            | 62.4                                 | 72 777            | 43 518            | 67.2                                 |
| 8049, 807, 8, 9  | Other health services  | ††                 | 888              | ††                | 80 117            | (NA)                                 | 116 192                     | 70 709            | 64.3                                 | 45 933            | 29 067            | 58.0                                 |
| 807              | Medical and dental laboratories  | ††                 | 298              | ††                | 48 019            | (NA)                                 | 50 373                      | 45 202            | 11.4                                 | 20 978            | 19 918            | 5.3                                  |
| 8071             | Medical laboratories   | ††                 | 77               | ††                | 28 350            | (NA)                                 | 33 428                      | 27 991            | 19.4                                 | 13 273            | 12 334            | 7.6                                  |
| 8072             | Dental laboratories  | ††                 | 221              | ††                | 19 669            | (NA)                                 | 16 945                      | 17 211            | -1.6                                 | 7 705             | 7 584             | 1.6                                  |
| 8049, 808, 9     | Other health services, n.e.c.  | ††                 | 590              | ††                | 32 098            | (NA)                                 | 65 819                      | 25 507            | 158.0                                | 24 955            | 9 149             | 172.8                                |
| 81               | Legal services   | ††                 | 1 624            | ††                | 172 707           | (NA)                                 | 332 478                     | 160 589           | 107.0                                | 110 089           | 43 417            | 153.6                                |
| 823, 4, 9        | Selected educational services  | ††                 | 1 397            | ††                | 23 056            | (NA)                                 | 27 249                      | 16 446            | 65.7                                 | 9 213             | 5 307             | 73.6                                 |
| 823              | Libraries and information centers  | ..                 | ..               | ..                | ..                | ..                                   | -                           | -                 | -                                    | -                 | -                 | -                                    |
| 824              | Correspondence schools and vocational schools                                      | ..                 | ..               | ..                | ..                | ..                                   | 22 196                      | 14 392            | 54.2                                 | 7 766             | 4 708             | 65.0                                 |
| 829              | Schools and educational services, n.e.c.   | ..                 | ..               | ..                | ..                | ..                                   | 5 053                       | 2 054             | 146.0                                | 1 447             | 599               | 141.6                                |
| 891              | Engineering, architectural, and surveying services                                 | ††                 | 1 160            | ††                | 135 550           | (NA)                                 | 222 821                     | 126 841           | 75.7                                 | 105 467           | 56 616            | 86.3                                 |
| 891 pt.          | Architectural services   | ..                 | ..               | ..                | ..                | ..                                   | 53 037                      | 33 322            | 59.2                                 | 19 938            | 11 518            | 73.1                                 |
| 891 pt.          | Engineering services   | ..                 | ..               | ..                | ..                | ..                                   | 157 970                     | 82 808            | 90.8                                 | 80 645            | 40 322            | 100.0                                |
| 891 pt.          | Surveying services   | ..                 | ..               | ..                | ..                | ..                                   | 11 814                      | 10 711            | 10.3                                 | 4 884             | 4 776             | 2.3                                  |
| 893              | Accounting, auditing, and bookkeeping services                                     | ††                 | 1 691            | ††                | 97 188            | (NA)                                 | 173 680                     | 90 098            | 92.8                                 | 68 389            | 35 935            | 90.3                                 |
| 83, 892, 9       | Social and other services  | ††                 | 4 321            | ††                | 69 985            | (NA)                                 | 54 652                      | 21 731            | 151.5                                | 20 096            | 8 470             | 137.3                                |
| 83               | Social services  | ..                 | ..               | ..                | ..                | ..                                   | 45 036                      | 19 041            | 136.5                                | 17 650            | 7 555             | 133.6                                |
| 835              | Child day care services  | ..                 | ..               | ..                | ..                | ..                                   | 9 762                       | 8 302             | 17.6                                 | 4 234             | 3 555             | 19.1                                 |
| 832, 3, 6, 9     | Other social services  | ..                 | ..               | ..                | ..                | ..                                   | 35 274                      | 10 739            | 228.5                                | 13 416            | 4 000             | 235.4                                |
| 892, 9           | Other services   | ..                 | ..               | ..                | ..                | ..                                   | 9 616                       | 2 690             | 257.5                                | 2 446             | 915               | 167.3                                |



**Table 2b. Comparative Statistics for Firms Exempt From Federal Income Tax for the State: 1982 and 1977**

[Includes only establishments with payroll. For meaning of abbreviations and symbols, see introductory text. For explanation of terms and comparability of 1977 and 1982 censuses, see appendix A]

| SIC code                | Kind of business or operation   | Establishments |               | Expenses       |                |                             | Annual payroll |                |                             |
|-------------------------|---|----------------|---------------|----------------|----------------|-----------------------------|----------------|----------------|-----------------------------|
|                         |   | 1982 (number)  | 1977 (number) | 1982 (\$1,000) | 1977 (\$1,000) | Percent change 1977 to 1982 | 1982 (\$1,000) | 1977 (\$1,000) | Percent change 1977 to 1982 |
|                         | <b>Total</b> .....  | 2 053          | (NC)          | 510 805        | (NC)           | (X)                         | 240 305        | (NC)           | (X)                         |
| 7011 pt., 7032, 704     | Hotels, camps, and membership lodging .....                             | 82             | (NC)          | 5 552          | (NC)           | (X)                         | 1 213          | (NC)           | (X)                         |
| 7391, 2, 7              | Research, testing, and consulting services .....                        | 14             | (NC)          | (D)            | (NC)           | (X)                         | (D)            | (NC)           | (X)                         |
| 792, 7997, 7999 pt., 84 | Selected amusement, recreation, and related services .....              | 118            | (NC)          | 45 666         | (NC)           | (X)                         | 20 041         | (NC)           | (X)                         |
| 805, 8, 9               | Selected health services .....  | 112            | 103           | 109 444        | 37 865         | 189.0                       | 57 722         | 20 066         | 187.7                       |
| 805                     | Nursing and personal care facilities .....                              | 36             | 27            | 45 071         | 23 668         | 90.4                        | 24 542         | 12 936         | 89.7                        |
| 808                     | Outpatient care facilities .....  | 67             | 51            | 57 407         | 9 318          | 516.1                       | 28 906         | 4 244          | 581.1                       |
| 809                     | Health and allied services, n.e.c. ....                                 | 9              | 25            | 6 966          | 4 879          | 42.8                        | 4 274          | 2 886          | 48.1                        |
| 81                      | Legal aid societies and similar legal services .....                    | 21             | 7             | (D)            | 2 627          | (D)                         | (D)            | 1 721          | (D)                         |
| 823, 4, 9               | Selected educational services .....                                     | 67             | 57            | 13 580         | 8 584          | 58.2                        | 5 850          | 4 832          | 21.1                        |
| 83                      | Social services .....   | 797            | 666           | 169 640        | 90 444         | 87.6                        | 85 571         | 47 378         | 80.6                        |
| 835                     | Child day care services .....   | 212            | 201           | 15 522         | 12 463         | 24.5                        | 9 171          | 6 886          | 33.2                        |
| 832, 3, 6, 9            | Other social services .....   | 585            | 465           | 154 118        | 77 981         | 97.6                        | 76 400         | 40 492         | 88.7                        |
| 861, 2, 4, 9            | Selected membership organizations .....                                 | 824            | 762           | 137 604        | 78 419         | 75.5                        | 53 767         | 31 138         | 72.7                        |
| 861                     | Business associations .....   | 202            | 194           | 40 327         | 21 367         | 88.7                        | 16 691         | 9 575          | 74.3                        |
| 864                     | Civic, social, and fraternal associations .....                         | 446            | 415           | 65 318         | 39 989         | 63.3                        | 24 479         | 15 485         | 58.1                        |
| 862, 9                  | Other membership organizations .....                                    | 176            | 153           | 31 959         | 17 063         | 87.3                        | 12 597         | 6 078          | 107.3                       |
| 892                     | Noncommercial educational, scientific, and research organizations ..... | 18             | 14            | 15 763         | 15 733         | .2                          | 8 191          | 8 449          | -3.1                        |

**Table 3a. Selected Ratios for Firms Subject to Federal Income Tax for the State: 1982**

[For meaning of abbreviations and symbols, see introductory text. For explanation of terms and comparability of 1977 and 1982 censuses, see appendix A]

| SIC code     | Kind of business or operation                                    | All establishments—<br>Receipts per establishment (dollars) | Establishments with payroll |                                     |  |   | Establishments without payroll—<br>Receipts per establishment (dollars) |
|--------------|--|---|-----------------------------|-------------------------------------|--|---|---|
|              |  |   | Receipts                    |                                     | Annual payroll per employee <sup>1</sup> (dollars) | Employees per establishment <sup>1</sup> (number) |   |
|              |  |   | Per establishment (dollars) | Per employee <sup>1</sup> (dollars) |  |   |   |
|              | <b>Total</b> .....   | ††  | 239 468                     | 34 725                              | 12 736   | 7   | ††  |
| 70           | Hotels, motels, and other lodging places .....                   | ††  | 403 083                     | 24 729                              | 6 441  | 16  | ††  |
| 7011         | Hotels, motor hotels, and motels .....                           | ††  | 448 820                     | 24 471                              | 6 451  | 18  | ††  |
| 7011 pt.     | Hotels .....   | ††  | 829 603                     | 23 121                              | 6 729  | 36  | ††  |
| 7011 pt.     | Hotels, 25 guestrooms or more .....                              | **  | 1 390 861                   | 23 095                              | 6 854  | 60  | **  |
| 7011 pt.     | Hotels, less than 25 guestrooms .....                            | **  | 81 259                      | 23 719                              | 3 800  | 3   | **  |
| 7011 pt.     | Motels, motor hotels, and tourist courts .....                   | ††  | 353 245                     | 25 344                              | 6 271  | 14  | ††  |
| 7011 pt.     | Motels, tourist courts .....                                     | **  | 221 984                     | 24 901                              | 5 394  | 9   | **  |
| 7011 pt.     | Motor hotels .....   | **  | 1 378 000                   | 25 923                              | 7 419  | 53  | **  |
| 702, 3, 4    | Other lodging places .....                                       | ††  | 100 737                     | 35 843                              | 6 019  | 3   | ††  |
| 703          | Trailing parks and camps .....                                   | ††  | 100 237                     | 47 312                              | 6 368  | 2   | ††  |
| 702, 4       | Rooming, boarding, and membership lodging .....                  | ††  | 101 556                     | 25 746                              | 5 711  | 4   | ††  |
| 72           | Personal services .....  | ††  | 120 181                     | 22 360                              | 8 029  | 5   | ††  |
| 721          | Laundry, cleaning, and garment services .....                    | ††  | 210 690                     | 29 198                              | 10 296   | 7   | ††  |
| 7215         | Coin-operated laundries and dry cleaning .....                   | ††  | 107 652                     | 33 459                              | 6 186  | 3   | ††  |
| 721 ex. 7215 | Other laundry, cleaning, and garment services .....              | ††  | 239 072                     | 28 744                              | 10 734   | 8   | ††  |
| 7211         | Power laundries, family and commercial* .....                    | **  | 338 800                     | 22 969                              | 9 519  | 15  | **  |
| 7216         | Dry-cleaning plants, except rug cleaning* .....                  | **  | 119 534                     | 23 607                              | 7 486  | 5   | **  |
| Other 721    | Laundry and cleaning services, n.e.c.* .....                     | **  | 403 856                     | 33 081                              | 13 006   | 12  | **  |
| 7212         | Garment pressing and agents for laundries and dry cleaners ..... | **  | 141 444                     | 24 019                              | 7 170  | 6   | **  |
| 7213         | Linen supply* .....  | **  | 1 702 182                   | 38 927                              | 14 963   | 44  | **  |
| 7217         | Carpet and upholstery cleaning .....                             | **  | 72 119                      | 22 685                              | 8 620  | 3   | **  |
| 7218         | Industrial laundries* .....                                      | **  | 1 363 941                   | 34 402                              | 14 350   | 40  | **  |
| 7214, 9      | Other laundry, garment services, including diaper* .....         | **  | 117 429                     | 23 486                              | 7 257  | 5   | **  |
| 722          | Photographic studios, portrait .....                             | ††  | 104 216                     | 31 564                              | 7 282  | 3   | ††  |
| 723, 4       | Beauty and barber shops .....                                    | ††  | 68 635                      | 16 447                              | 7 238  | 4   | ††  |
| 723          | Beauty shops .....   | ††  | 70 409                      | 16 352                              | 7 213  | 4   | ††  |
| 724          | Barber shops .....   | ††  | 41 304                      | 19 437                              | 8 008  | 2   | ††  |
| 725          | Shoe repair, shoe shine, and hat-cleaning shops .....            | ††  | 56 784                      | 23 607                              | 6 360  | 2   | ††  |
| 726          | Funeral service and crematories .....                            | ††  | 242 016                     | 51 373                              | 13 491   | 5   | ††  |
| 729          | Miscellaneous personal services .....                            | ††  | 108 996                     | 12 608                              | 4 628  | 9   | ††  |

See footnotes at end of table.



**Table 3a. Selected Ratios for Firms Subject to Federal Income Tax for the State: 1982—Con.**

[For meaning of abbreviations and symbols, see introductory text. For explanation of terms and comparability of 1977 and 1982 censuses, see appendix A]

| SIC code            | Kind of business or operation  | All establishments—Receipts per establishment (dollars) | Establishments with payroll |                                     |  |   | Establishments without payroll—Receipts per establishment (dollars) |
|---------------------|--|---|-----------------------------|-------------------------------------|--|---|---|
|                     |  |   | Receipts                    |                                     | Annual payroll per employee <sup>1</sup> (dollars) | Employees per establishment <sup>1</sup> (number) |   |
|                     |  |   | Per establishment (dollars) | Per employee <sup>1</sup> (dollars) |  |   |   |
| <b>73</b>           | <b>Business services</b>   | ††  | <b>285 975</b>              | <b>30 585</b>                       | <b>12 245</b>                                      | <b>9</b>  | ††  |
| 731                 | Advertising  | ††  | 329 406                     | 49 560                              | 19 300   | 7   | ††  |
| 7311                | Advertising agencies   | **  | 256 565                     | 40 100                              | 18 654   | 6   | **  |
| 7312                | Outdoor advertising services   | **  | (D)                         | (D)                                 | (D)  | (D)   | **  |
| 7313                | Radio, TV, publishers' advertising representatives                                 | **  | 212 833                     | 56 756                              | 22 778   | 4   | **  |
| 7319                | Advertising, n.e.c.  | **  | (D)                         | (D)                                 | (D)  | (D)   | **  |
| 734                 | Services to dwellings and other buildings  | ††  | 113 068                     | 15 170                              | 7 218  | 7   | ††  |
| 7341                | Window cleaning  | **  | 65 500                      | 32 750                              | 14 500   | 2   | **  |
| 7342                | Disinfecting and exterminating services  | **  | 155 095                     | 33 405                              | 12 210   | 5   | **  |
| 7349                | Cleaning and maintenance services, n.e.c.  | **  | 109 562                     | 14 028                              | 6 897  | 8   | **  |
| 737                 | Computer and data processing services  | ††  | 658 991                     | 51 101                              | 18 578   | 13  | ††  |
| 7372                | Computer programming and other software services                                   | **  | 527 170                     | 60 170                              | 22 536   | 9   | **  |
| 7374                | Data processing services   | **  | 958 488                     | 44 999                              | 16 543   | 21  | **  |
| 7379                | Computer related services, n.e.c.  | **  | 371 558                     | 64 947                              | 20 264   | 6   | **  |
| 7392                | Management, consulting, and public relations services                              | ††  | 233 929                     | 38 829                              | 17 866   | 6   | ††  |
| 7394                | Equipment rental and leasing services  | ††  | 389 693                     | 64 478                              | 16 432   | 6   | ††  |
| Other 73            | Other business services  | ††  | 275 427                     | 22 976                              | 10 122   | 12  | ††  |
| 732                 | Credit reporting, collection agencies  | **  | 211 000                     | 29 393                              | 11 556   | 7   | **  |
| 7331                | Direct mail advertising services   | **  | 449 895                     | 24 353                              | 9 359  | 18  | **  |
| 7332                | Blueprinting and photocopying services   | **  | 134 514                     | 37 664                              | 10 112   | 4   | **  |
| 7333                | Commercial photography, art, and graphics  | **  | 187 782                     | 45 207                              | 13 275   | 4   | **  |
| 7339                | Stenographic services; and reproduction services, n.e.c.                           | **  | 86 603                      | 26 861                              | 9 904  | 3   | **  |
| 736                 | Personnel supply services  | **  | 299 812                     | 15 558                              | 10 569   | 19  | **  |
| 7361                | Employment agencies  | **  | 124 324                     | 20 264                              | 9 802  | 6   | **  |
| 7362                | Help supply services   | **  | 519 915                     | 14 545                              | 10 734   | 36  | **  |
| 7369                | Facilities management services   | **  | -                           | -                                   | -  | -   | **  |
| 7391                | Research and development laboratories  | **  | 268 769                     | 41 349                              | 15 509   | 7   | **  |
| 7397                | Testing laboratories and facilities  | **  | 236 655                     | 31 482                              | 16 674   | 8   | **  |
| 7393                | Detective agencies and protective services   | **  | 410 009                     | 12 666                              | 7 716  | 32  | **  |
| 7395                | Photofinishing laboratories  | **  | 729 857                     | 47 119                              | 12 206   | 15  | **  |
| 7399 pt.            | Sign painting shops  | **  | 98 556                      | 31 679                              | 11 393   | 3   | **  |
| 7399 pt.            | Interior designing   | **  | 174 167                     | 47 500                              | 10 023   | 4   | **  |
| 7399 pt.            | Telephone answering services   | **  | 146 500                     | 14 650                              | 6 962  | 10  | **  |
| 735, 7396, 7399 pt. | Other business services, n.e.c.  | **  | 268 430                     | 32 130                              | 11 658   | 8   | **  |
| <b>75</b>           | <b>Automotive repair, services, and garages</b>                                    | ††  | <b>238 401</b>              | <b>53 685</b>                       | <b>13 676</b>                                      | <b>4</b>  | ††  |
| 751                 | Automotive rental and leasing, without drivers                                     | ††  | 680 967                     | 98 660                              | 14 764   | 7   | ††  |
| 752                 | Automobile parking   | ††  | 137 070                     | 43 240                              | 9 555  | 3   | ††  |
| 7523                | Parking lots   | **  | (D)                         | (D)                                 | (D)  | (D)   | **  |
| 7525                | Parking structures   | **  | (D)                         | (D)                                 | (D)  | (D)   | **  |
| 753                 | Automotive repair shops  | ††  | 217 662                     | 51 743                              | 14 577   | 4   | ††  |
| 7538                | General automotive repair shops  | ††  | 187 494                     | 52 809                              | 13 641   | 4   | ††  |
| 7538 pt.            | General automotive repair shops, except diesel                                     | **  | 149 291                     | 47 884                              | 12 995   | 3   | **  |
| 7538 pt.            | Diesel repair shops  | **  | 561 217                     | 72 112                              | 16 173   | 8   | **  |
| 7531                | Top and body repair shops  | **  | 220 536                     | 45 646                              | 14 512   | 5   | ††  |
| 7534, 5, 9          | Other automotive repair shops  | ††  | 264 669                     | 55 934                              | 15 790   | 5   | ††  |
| 7534                | Tire retreading and repair shops   | **  | 1 062 320                   | 72 168                              | 17 859   | 15  | **  |
| 7535                | Paint shops  | **  | 169 788                     | 32 766                              | 10 906   | 5   | **  |
| 7539 pt.            | Auto electrical and fuel system services   | **  | 192 320                     | 49 567                              | 15 134   | 4   | **  |
| 7539 pt.            | Radiator repair  | **  | 190 241                     | 56 876                              | 16 041   | 3   | **  |
| 7539 pt.            | Glass replacement and repair   | **  | 287 389                     | 60 859                              | 19 476   | 5   | **  |
| 7539 pt.            | Brake, front end, and wheel alignment  | **  | 183 824                     | 52 966                              | 17 898   | 3   | **  |
| 7539 pt.            | Exhaust system services (muffler shops)  | **  | 191 737                     | 52 417                              | 13 597   | 4   | **  |
| 7539 pt.            | Transmission repair shops  | **  | 167 708                     | 49 776                              | 14 064   | 3   | **  |
| 7539 pt.            | Other automotive repair shops, n.e.c.  | **  | 156 529                     | 53 220                              | 14 200   | 3   | **  |
| 754                 | Automotive services, except repair   | ††  | 166 407                     | 29 134                              | 8 598  | 6   | ††  |
| 7542                | Car washes   | **  | 150 730                     | 28 012                              | 6 484  | 5   | **  |
| 7549                | Other automotive services  | **  | 184 364                     | 30 269                              | 10 737   | 6   | **  |
| <b>76</b>           | <b>Miscellaneous repair services</b>   | ††  | <b>204 726</b>              | <b>44 411</b>                       | <b>14 764</b>                                      | <b>5</b>  | ††  |
| 762                 | Electrical and electronic repair shops   | ††  | 188 537                     | 38 856                              | 13 841   | 5   | ††  |
| 7622                | Radio and TV repair shops  | ††  | 150 421                     | 35 197                              | 12 500   | 4   | ††  |
| 7623, 9             | Other electrical and electronic repair shops                                       | ††  | 222 065                     | 41 421                              | 14 781   | 5   | ††  |
| 7623                | Refrigeration and air-conditioning repair shops                                    | **  | 182 846                     | 51 118                              | 17 409   | 4   | **  |
| 7629                | Electrical and electronic repair shops, n.e.c.                                     | **  | 234 500                     | 39 566                              | 14 278   | 6   | **  |
| 764                 | Reupholstery and furniture repair  | ††  | 84 308                      | 34 904                              | 9 401  | 2   | ††  |
| 763, 9              | Other repair shops and related services  | ††  | 233 369                     | 48 112                              | 15 695   | 5   | ††  |
| 763                 | Watch, clock, and jewelry repair   | **  | 108 643                     | 25 780                              | 11 525   | 4   | **  |
| 769                 | Miscellaneous repair and related services  | **  | 238 037                     | 48 835                              | 15 830   | 5   | **  |
| 7692                | Welding repair   | **  | 180 159                     | 43 796                              | 15 149   | 4   | **  |
| 7694                | Armature rewinding shops   | **  | 546 471                     | 55 463                              | 18 263   | 10  | **  |
| 7699                | Repair shops and related services, n.e.c.  | **  | 211 213                     | 47 834                              | 15 301   | 4   | **  |
| <b>78, 79</b>       | <b>Amusement and recreation services, including motion pictures</b>                | ††  | <b>263 023</b>              | <b>26 903</b>                       | <b>6 785</b>                                       | <b>10</b>   | ††  |
| 781, 2              | Motion picture production, distribution, and services                              | ††  | 314 750                     | 40 613                              | 10 577   | 8   | ††  |
| 783                 | Motion picture theaters  | ††  | 251 288                     | 28 628                              | 4 538  | 9   | ††  |
| 7832                | Motion picture theaters, except drive-in   | **  | 261 847                     | 27 870                              | 4 440  | 9   | **  |
| 7833                | Drive-in motion picture theaters   | **  | 206 138                     | 33 584                              | 5 180  | 6   | **  |
| 792                 | Producers, orchestras, and entertainers  | ††  | 130 020                     | 26 108                              | 5 000  | 5   | ††  |
| 7922                | Theatrical producers (except motion picture) and miscellaneous theatrical services | **  | 272 846                     | 84 452                              | 16 857   | 3   | **  |
| 7929                | Bands, orchestras, actors, and other entertainers and entertainment groups         | **  | 79 838                      | 14 271                              | 2 594  | 6   | **  |

See footnotes at end of table.

Table 3a. Selected Ratios for Firms Subject to Federal Income Tax for the State: 1982—Con.

[For meaning of abbreviations and symbols, see introductory text. For explanation of terms and comparability of 1977 and 1982 censuses, see appendix A]

| SIC code            | Kind of business or operation   | All establishments—<br>Receipts per establishment<br>(dollars) | Establishments with payroll    |  |   |  | Establishments without payroll—<br>Receipts per establishment<br>(dollars) |
|---------------------|---|--|--------------------------------|--|---|--|--|
|                     |   |  | Receipts                       |  | Annual payroll per employee <sup>1</sup><br>(dollars) | Employees per establishment <sup>1</sup><br>(number) |  |
|                     |   |  | Per establishment<br>(dollars) | Per employee <sup>1</sup><br>(dollars) |   |  |  |
| 78, 79              | <b>Amusement and recreation services, including motion pictures—<br/>Con.</b> |  |                                |  |   |  |  |
| 793                 | Bowling alleys and billiards and pool establishments .....                    | ††   | 221 160                        | 19 503                                 | 5 543   | 11   | ††   |
| 7932                | Billiard and pool establishments .....  | ††   | 87 000                         | 20 471                                 | 3 882   | 4  | ††   |
| 7933                | Bowling alleys .....  | ††   | 226 422                        | 19 489                                 | 5 567   | 12   | ††   |
| 79 ex. 792,<br>3    | <b>Commercial sports and other amusement and recreation services ..</b>       | ††   | 289 196                        | 27 656                                 | 7 680   | 10   | ††   |
| 794                 | Commercial sports .....   | ††   | 1 122 842                      | 55 995                                 | 18 701  | 20   | ††   |
| 7941                | Professional sports clubs, managers, promoters .....                          | ††   | 1 018 714                      | 132 056                                | 60 741  | 8  | ††   |
| 7948                | Racing, including track operation .....                                       | ††   | 1 183 583                      | 43 434                                 | 11 758  | 27   | ††   |
| 79 ex. 792,<br>3, 4 | <b>Other amusement and recreation services .....</b>                          | ††   | 250 563                        | 25 026                                 | 6 657   | 10   | ††   |
| 791                 | Dance halls, studios, and schools .....                                       | **   | 48 821                         | 13 402                                 | 3 716   | 4  | **   |
| 7992                | Public golf courses .....   | **   | 290 483                        | 31 200                                 | 8 237   | 9  | **   |
| 7993                | Coin-operated amusement device operators .....                                | **   | 193 640                        | 47 000                                 | 9 896   | 4  | **   |
| 7996                | Amusement parks .....   | **   | 547 667                        | 22 819                                 | 7 000   | 24   | **   |
| 7997                | Membership sports and recreation clubs .....                                  | **   | 306 485                        | 26 592                                 | 8 078   | 12   | **   |
| 7999                | Amusement and recreation services, n.e.c. ....                                | **   | 258 896                        | 20 939                                 | 5 350   | 12   | **   |
| 7999 pt.            | Concession operators of amusement devices, rides .....                        | **   | 495 200                        | 83 932                                 | 13 898  | 6  | **   |
| 7999 pt.            | Carnivals, circuses, and fairs .....  | **   | 856 200                        | 34 248                                 | 7 128   | 25   | **   |
| 7999 pt.            | Other commercial recreation and amusements .....                              | **   | 225 038                        | 18 187                                 | 4 978   | 12   | **   |
| 80, ex. 806         | <b>Health services, except hospitals .....</b>                                | ††   | 243 801                        | 37 755                                 | 15 648  | 6  | ††   |
| 801                 | Offices of physicians .....   | ††   | 295 952                        | 57 885                                 | 25 387  | 5  | ††   |
| 802                 | Offices of dentists .....   | ††   | 150 718                        | 37 709                                 | 13 233  | 4  | ††   |
| 803                 | Offices of osteopathic physicians .....                                       | ††   | 135 370                        | 38 272                                 | 16 937  | 4  | ††   |
| 8041                | Offices of chiropractors .....  | ††   | 104 456                        | 45 590                                 | 11 140  | 2  | ††   |
| 8042                | Offices of optometrists .....   | ††   | 129 842                        | 47 179                                 | 9 646   | 3  | ††   |
| 805                 | Nursing and personal care facilities .....                                    | ††   | 913 625                        | 14 329                                 | 7 134   | 64   | ††   |
| 8049, 807,<br>8, 9  | <b>Other health services .....</b>  | ††   | 242 067                        | 38 385                                 | 15 174  | 6  | ††   |
| 807                 | Medical and dental laboratories .....   | ††   | 262 359                        | 39 019                                 | 16 249  | 7  | ††   |
| 8071                | Medical laboratories .....  | ††   | 506 485                        | 43 357                                 | 17 215  | 12   | ††   |
| 8072                | Dental laboratories .....   | ††   | 134 484                        | 32 587                                 | 14 817  | 4  | ††   |
| 8049, 808,<br>9     | Other health services, n.e.c. ....  | ††   | 228 538                        | 37 914                                 | 14 375  | 6  | ††   |
| 81                  | <b>Legal services .....</b>   | ††   | 226 022                        | 52 657                                 | 17 436  | 4  | ††   |
| 823, 4, 9           | <b>Selected educational services .....</b>                                    | ††   | 280 918                        | 37 481                                 | 12 673  | 7  | ††   |
| 823                 | Libraries and information centers .....                                       | **   | -                              | -                                      | -   | -  | **   |
| 824                 | Correspondence schools and vocational schools .....                           | **   | 472 255                        | 40 952                                 | 14 328  | 12   | **   |
| 829                 | Schools and educational services, n.e.c. ....                                 | **   | 101 060                        | 27 314                                 | 7 822   | 4  | **   |
| 891                 | <b>Engineering, architectural, and surveying services .....</b>               | ††   | 380 891                        | 47 128                                 | 22 307  | 8  | ††   |
| 891 pt.             | Architectural services .....  | **   | 333 566                        | 49 567                                 | 18 634  | 7  | **   |
| 891 pt.             | Engineering services .....  | **   | 539 147                        | 49 029                                 | 25 029  | 11   | **   |
| 891 pt.             | Surveying services .....  | **   | 88 827                         | 27 096                                 | 11 202  | 3  | **   |
| 893                 | <b>Accounting, auditing, and bookkeeping services .....</b>                   | ††   | 200 786                        | 38 408                                 | 15 124  | 5  | ††   |
| 83, 892, 9          | <b>Social and other services .....</b>  | ††   | 116 778                        | 19 895                                 | 7 316   | 6  | ††   |
| 83                  | Social services .....   | **   | 113 441                        | 17 640                                 | 6 913   | 6  | **   |
| 835                 | Child day care services .....   | **   | 55 466                         | 10 137                                 | 4 397   | 5  | **   |
| 832, 3, 6, 9        | Other social services .....   | **   | 159 611                        | 22 185                                 | 8 438   | 7  | **   |
| 892, 9              | Other services .....  | **   | 135 437                        | 49 567                                 | 12 608  | 3  | **   |

<sup>1</sup>Based on number of employees for pay period including March 12.



**Table 3b. Selected Ratios for Firms Exempt From Federal Income Tax for the State: 1982**

[Includes only establishments with payroll. For meaning of abbreviations and symbols, see introductory text. For explanation of terms and comparability of 1977 and 1982 censuses, see appendix A]

| SIC code                | Kind of business or operation  | Revenue                     |                                     | Expenses                    |                                     | Annual payroll per employee <sup>1</sup> (dollars) | Employees per establishment <sup>1</sup> (number) |
|-------------------------|--|-----------------------------|-------------------------------------|-----------------------------|-------------------------------------|--|---|
|                         |  | Per establishment (dollars) | Per employee <sup>1</sup> (dollars) | Per establishment (dollars) | Per employee <sup>1</sup> (dollars) |  |   |
|                         | <b>Total</b> .....   | 268 573                     | 21 154                              | 248 809                     | 19 597                              | 9 219  | 13  |
| 7011 pt., 7032, 704     | <b>Hotels, camps, and membership lodging</b> .....                             | 78 915                      | 20 478                              | 67 707                      | 17 570                              | 3 839  | 4   |
| 7391, 2, 7              | <b>Research, testing, and consulting services</b> .....                        | (D)                         | (D)                                 | (D)                         | (D)                                 | (D)  | (D)   |
| 792, 7997, 7999 pt., 84 | <b>Selected amusement, recreation, and related services</b> .....              | 401 136                     | 21 169                              | 387 000                     | 20 423                              | 8 963  | 19  |
| 805, 8, 9               | <b>Selected health services</b> .....  | 907 813                     | 19 632                              | 977 179                     | 21 132                              | 11 145   | 46  |
| 805                     | Nursing and personal care facilities .....                                     | 1 272 889                   | 15 586                              | 1 251 972                   | 15 930                              | 8 348  | 82  |
| 808                     | Outpatient care facilities .....   | 721 701                     | 25 409                              | 856 821                     | 30 167                              | 15 190   | 28  |
| 809                     | Health and allied services, n.e.c. ....  | 833 000                     | 22 313                              | 774 000                     | 20 732                              | 12 720   | 37  |
| 81                      | <b>Legal aid societies and similar legal services</b> .....                    | (D)                         | (D)                                 | (D)                         | (D)                                 | (D)  | (D)   |
| 823, 4, 9               | <b>Selected educational services</b> .....                                     | 218 716                     | 25 890                              | 202 687                     | 23 993                              | 10 336   | 8   |
| 83                      | <b>Social services</b> .....   | 252 048                     | 18 732                              | 212 848                     | 15 819                              | 7 979  | 13  |
| 835                     | Child day care services .....  | 70 288                      | 9 829                               | 73 217                      | 10 239                              | 6 049  | 7   |
| 832, 3, 6, 9            | Other social services .....  | 317 916                     | 20 198                              | 263 450                     | 16 737                              | 8 297  | 16  |
| 861, 2, 4, 9            | <b>Selected membership organizations</b> .....                                 | 183 084                     | 24 796                              | 166 995                     | 22 617                              | 8 837  | 7   |
| 861                     | Business associations .....  | 203 594                     | 44 996                              | 199 639                     | 44 121                              | 18 261   | 5   |
| 864                     | Civic, social, and fraternal associations .....                                | 159 108                     | 17 414                              | 146 453                     | 16 029                              | 6 007  | 9   |
| 862, 9                  | Other membership organizations .....   | 220 301                     | 35 409                              | 181 585                     | 29 186                              | 11 504   | 6   |
| 892                     | <b>Noncommercial educational, scientific, and research organizations</b> ..... | 879 167                     | 33 670                              | 875 722                     | 33 538                              | 17 428   | 26  |

<sup>1</sup>Based on number of employees for pay period including March 12.

**Table 4a. Summary Statistics for Firms Subject to Federal Income Tax for Standard Metropolitan Statistical Areas: 1982**

[For meaning of abbreviations and symbols, see introductory text. For explanation of terms and comparability of 1977 and 1982 censuses, see appendix A. For definitions of SMSA's, see appendix D]

| SIC code     | Geographic area and kind of business or operation           | All establishments |                    |   |                       | Establishments with payroll |                    |                          |                                 |   |
|--------------|---|--------------------|--------------------|---|-----------------------|-----------------------------|--------------------|--------------------------|---------------------------------|---|
|              |   | Number             | Receipts (\$1,000) | Unincorporated businesses or operations |                       | Number                      | Receipts (\$1,000) | Annual payroll (\$1,000) | First quarter payroll (\$1,000) | Paid employees for pay period including March 12 (number) |
|              |   |                    |                    | Individual proprietorships (number)     | Partnerships (number) |                             |                    |                          |                                 |   |
|              | <b>EUGENE-SPRINGFIELD SMSA</b>                              |                    |                    |   |                       |                             |                    |                          |                                 |   |
|              | <b>Total</b> .....  | ††                 | ††                 | ††                                      | ††                    | 1 718                       | 373 884            | 143 493                  | 36 087                          | 10 921  |
| 70           | <b>Hotels, motels, and other lodging places</b> .....       | ††                 | ††                 | ††                                      | ††                    | 58                          | 24 145             | 6 289                    | 1 607                           | 1 044   |
| 7011         | Hotels, motor hotels, and motels .....                      | ††                 | ††                 | ††                                      | ††                    | 49                          | 22 925             | 6 059                    | 1 558                           | 1 013   |
| 7011 pt.     | Hotels .....  | ††                 | ††                 | ††                                      | ††                    | 7                           | 5 543              | 1 524                    | 387                             | 302   |
| 7011 pt.     | Motels, motor hotels, and tourist courts .....              | ††                 | ††                 | ††                                      | ††                    | 42                          | 17 382             | 4 535                    | 1 171                           | 711   |
| 702, 3, 4    | Other lodging places .....                                  | ††                 | ††                 | ††                                      | ††                    | 9                           | 1 220              | 230                      | 49                              | 31  |
| 72           | <b>Personal services</b> .....                              | ††                 | ††                 | ††                                      | ††                    | 193                         | 22 514             | 8 187                    | 2 030                           | 1 119   |
| 721          | Laundry, cleaning, and garment services .....               | ††                 | ††                 | ††                                      | ††                    | 39                          | 8 871              | 2 850                    | 703                             | 306   |
| 7215         | Coin-operated laundries and dry cleaning .....              | ††                 | ††                 | ††                                      | ††                    | 11                          | 1 275              | 188                      | 46                              | 38  |
| 721 ex. 7215 | Other laundry, cleaning, and garment services .....         | ††                 | ††                 | ††                                      | ††                    | 28                          | 7 596              | 2 662                    | 657                             | 268   |
| 7211         | Power laundries, family and commercial* .....               | **                 | **                 | **                                      | **                    | 1                           | (D)                | (D)                      | (D)                             | (D)   |
| 7216         | Dry-cleaning plants, except rug cleaning* .....             | **                 | **                 | **                                      | **                    | 17                          | (D)                | (D)                      | (D)                             | (D)   |
| Other 721    | Laundry and cleaning services, n.e.c.* .....                | **                 | **                 | **                                      | **                    | 10                          | (D)                | (D)                      | (D)                             | (D)   |
| 722          | Photographic studios, portrait .....                        | ††                 | ††                 | ††                                      | ††                    | 9                           | 840                | 237                      | 58                              | 38  |
| 723, 4       | <b>Beauty and barber shops</b> .....                        | ††                 | ††                 | ††                                      | ††                    | 98                          | 6 548              | 3 039                    | 711                             | 420   |
| 723          | Beauty shops .....  | ††                 | ††                 | ††                                      | ††                    | 92                          | 6 386              | 2 977                    | 698                             | 413   |
| 724          | Barber shops .....  | ††                 | ††                 | ††                                      | ††                    | 6                           | 162                | 62                       | 13                              | 7   |
| 725          | Shoe repair, shoe shine, and hat-cleaning shops .....       | ††                 | ††                 | ††                                      | ††                    | 7                           | (D)                | (D)                      | (D)                             | (D)   |
| 726          | Funeral service and crematories .....                       | ††                 | ††                 | ††                                      | ††                    | 10                          | 2 747              | 827                      | 214                             | 69  |
| 729          | Miscellaneous personal services .....                       | ††                 | ††                 | ††                                      | ††                    | 30                          | (D)                | (D)                      | (D)                             | (D)   |
| 73           | <b>Business services</b> .....                              | ††                 | ††                 | ††                                      | ††                    | 269                         | 61 075             | 24 474                   | 5 857                           | 1 955   |
| 731          | Advertising .....   | ††                 | ††                 | ††                                      | ††                    | 20                          | 5 984              | 1 430                    | 387                             | 100   |
| 734          | Services to dwellings and other buildings .....             | ††                 | ††                 | ††                                      | ††                    | 53                          | (D)                | (D)                      | (D)                             | (D)   |
| 737          | Computer and data processing services .....                 | ††                 | ††                 | ††                                      | ††                    | 26                          | 8 049              | 2 851                    | 672                             | 168   |
| 7392         | Management, consulting, and public relations services ..... | ††                 | ††                 | ††                                      | ††                    | 42                          | 6 912              | 3 383                    | 816                             | 202   |
| 7394         | Equipment rental and leasing services .....                 | ††                 | ††                 | ††                                      | ††                    | 23                          | 8 279              | 1 935                    | 478                             | 129   |
| Other 73     | Other business services .....                               | ††                 | ††                 | ††                                      | ††                    | 105                         | (D)                | (D)                      | (D)                             | (D)   |

**Table 4a. Summary Statistics for Firms Subject to Federal Income Tax for Standard Metropolitan Statistical Areas: 1982—Con.**

[For meaning of abbreviations and symbols, see introductory text. For explanation of terms and comparability of 1977 and 1982 censuses, see appendix A. For definitions of SMSA's, see appendix D]

| SIC code                            | Geographic area and kind of business or operation                | All establishments |                    |   |                       | Establishments with payroll |                    |                          |                                 | Paid employees for pay period including March 12 (number) |
|-------------------------------------|--|--------------------|--------------------|---|-----------------------|-----------------------------|--------------------|--------------------------|---------------------------------|---|
|                                     |  | Number             | Receipts (\$1,000) | Unincorporated businesses or operations |                       | Number                      | Receipts (\$1,000) | Annual payroll (\$1,000) | First quarter payroll (\$1,000) |   |
|                                     |  |                    |                    | Individual proprietorships (number)     | Partnerships (number) |                             |                    |                          |                                 |   |
| <b>EUGENE-SPRINGFIELD SMSA—Con.</b> |  |                    |                    |   |                       |                             |                    |                          |                                 |   |
| 75                                  | Automotive repair, services, and garages.....                    | ††                 | ††                 | ††                                      | ††                    | 145                         | 37 348             | 10 069                   | 2 629                           | 785   |
| 751                                 | Automotive rental and leasing, without drivers .....             | ††                 | ††                 | ††                                      | ††                    | 12                          | 5 528              | 987                      | 253                             | 65  |
| 752                                 | Automobile parking .....   | ††                 | ††                 | ††                                      | ††                    | 1                           | (D)                | (D)                      | (D)                             | (D)   |
| 753                                 | Automotive repair shops.....                                     | ††                 | ††                 | ††                                      | ††                    | 114                         | 28 566             | 8 174                    | 2 150                           | 591   |
| 7538                                | General automotive repair shops .....                            | ††                 | ††                 | ††                                      | ††                    | 56                          | 14 922             | 4 026                    | 1 074                           | 293   |
| 7531                                | Top and body repair shops .....                                  | ††                 | ††                 | ††                                      | ††                    | 24                          | 5 178              | 1 622                    | 469                             | 127   |
| 7534, 5, 9                          | Other automotive repair shops .....                              | ††                 | ††                 | ††                                      | ††                    | 34                          | 8 466              | 2 526                    | 607                             | 171   |
| 754                                 | Automotive services, except repair .....                         | ††                 | ††                 | ††                                      | ††                    | 18                          | (D)                | (D)                      | (D)                             | (D)   |
| 76                                  | Miscellaneous repair services .....                              | ††                 | ††                 | ††                                      | ††                    | 75                          | 13 602             | 4 387                    | 1 041                           | 334   |
| 762                                 | Electrical and electronic repair shops .....                     | ††                 | ††                 | ††                                      | ††                    | 30                          | 5 037              | 1 732                    | 425                             | 143   |
| 7622                                | Radio and TV repair shops .....                                  | ††                 | ††                 | ††                                      | ††                    | 12                          | 901                | 223                      | 52                              | 28  |
| 7623, 9                             | Other electrical and electronic repair shops .....               | ††                 | ††                 | ††                                      | ††                    | 18                          | 4 136              | 1 509                    | 373                             | 115   |
| 764                                 | Reupholstery and furniture repair .....                          | ††                 | ††                 | ††                                      | ††                    | 2                           | (D)                | (D)                      | (D)                             | (D)   |
| 763, 9                              | Other repair shops and related services.....                     | ††                 | ††                 | ††                                      | ††                    | 43                          | (D)                | (D)                      | (D)                             | (D)   |
| 78, 79                              | Amusement and recreation services, including motion pictures...  | ††                 | ††                 | ††                                      | ††                    | 64                          | 15 931             | 3 626                    | 761                             | 499   |
| 781, 2                              | Motion picture production, distribution, and services .....      | ††                 | ††                 | ††                                      | ††                    | 1                           | (D)                | (D)                      | (D)                             | (D)   |
| 783                                 | Motion picture theaters .....                                    | ††                 | ††                 | ††                                      | ††                    | 14                          | (D)                | (D)                      | (D)                             | (D)   |
| 792                                 | Producers, orchestras, and entertainers .....                    | ††                 | ††                 | ††                                      | ††                    | 3                           | 211                | 86                       | 14                              | 9   |
| 793                                 | Bowling alleys and billiards and pool establishments .....       | ††                 | ††                 | ††                                      | ††                    | 11                          | 2 391              | 691                      | 179                             | 131   |
| 79 ex. 792, 3                       | Commercial sports and other amusement and recreation services .. | ††                 | ††                 | ††                                      | ††                    | 35                          | 8 638              | 1 989                    | 376                             | 210   |
| 80, ex. 806                         | Health services, except hospitals .....                          | ††                 | ††                 | ††                                      | ††                    | 521                         | 123 380            | 57 137                   | 14 636                          | 3 231   |
| 801                                 | Offices of physicians .....                                      | ††                 | ††                 | ††                                      | ††                    | 227                         | 70 183             | 36 018                   | 9 593                           | 1 348   |
| 802                                 | Offices of dentists .....  | ††                 | ††                 | ††                                      | ††                    | 168                         | 27 316             | 10 393                   | 2 407                           | 733   |
| 803                                 | Offices of osteopathic physicians .....                          | ††                 | ††                 | ††                                      | ††                    | 5                           | 405                | 235                      | 56                              | 13  |
| 8041                                | Offices of chiropractors .....                                   | ††                 | ††                 | ††                                      | ††                    | 25                          | 2 296              | 571                      | 130                             | 69  |
| 8042                                | Offices of optometrists .....                                    | ††                 | ††                 | ††                                      | ††                    | 29                          | 3 161              | 587                      | 132                             | 69  |
| 805                                 | Nursing and personal care facilities .....                       | ††                 | ††                 | ††                                      | ††                    | 10                          | 9 197              | 4 587                    | 1 105                           | 625   |
| 8049, 807, 8, 9                     | Other health services .....                                      | ††                 | ††                 | ††                                      | ††                    | 57                          | 10 822             | 4 746                    | 1 213                           | 374   |
| 81                                  | Legal services.....  | ††                 | ††                 | ††                                      | ††                    | 177                         | 32 086             | 12 365                   | 3 071                           | 743   |
| 823, 4, 9                           | Selected educational services .....                              | ††                 | ††                 | ††                                      | ††                    | 8                           | 1 953              | 537                      | 153                             | 60  |
| 891                                 | Engineering, architectural, and surveying services .....         | ††                 | ††                 | ††                                      | ††                    | 63                          | 14 470             | 6 524                    | 1 693                           | 355   |
| 893                                 | Accounting, auditing, and bookkeeping services .....             | ††                 | ††                 | ††                                      | ††                    | 95                          | 19 265             | 7 414                    | 2 003                           | 484   |
| 83, 892, 9                          | Social and other services .....                                  | ††                 | ††                 | ††                                      | ††                    | 50                          | 8 115              | 2 484                    | 606                             | 306   |
| 83                                  | Social services .....  | ..                 | ..                 | ..                                      | ..                    | 40                          | (D)                | (D)                      | (D)                             | (D)   |
| 892, 9                              | Other services .....   | ..                 | ..                 | ..                                      | ..                    | 10                          | (D)                | (D)                      | (D)                             | (D)   |
| <b>MEDFORD SMSA</b>                 |  |                    |                    |   |                       |                             |                    |                          |                                 |   |
|                                     | Total .....  | ††                 | ††                 | ††                                      | ††                    | 791                         | 155 624            | 59 573                   | 15 225                          | 4 844   |
| 70                                  | Hotels, motels, and other lodging places .....                   | ††                 | ††                 | ††                                      | ††                    | 46                          | 16 122             | 3 954                    | 872                             | 679   |
| 7011                                | Hotels, motor hotels, and motels .....                           | ††                 | ††                 | ††                                      | ††                    | 36                          | 14 783             | 3 737                    | 848                             | 651   |
| 7011 pt.                            | Hotels .....   | ††                 | ††                 | ††                                      | ††                    | 9                           | 5 537              | 1 734                    | 403                             | 293   |
| 7011 pt.                            | Motels, motor hotels, and tourist courts .....                   | ††                 | ††                 | ††                                      | ††                    | 27                          | 9 246              | 2 003                    | 445                             | 358   |
| 702, 3, 4                           | Other lodging places .....                                       | ††                 | ††                 | ††                                      | ††                    | 10                          | 1 339              | 217                      | 24                              | 28  |
| 72                                  | Personal services .....  | ††                 | ††                 | ††                                      | ††                    | 68                          | 9 767              | 3 567                    | 875                             | 484   |
| 721                                 | Laundry, cleaning, and garment services .....                    | ††                 | ††                 | ††                                      | ††                    | 12                          | 4 397              | 1 611                    | 379                             | 144   |
| 7215                                | Coin-operated laundries and dry cleaning .....                   | ††                 | ††                 | ††                                      | ††                    | 3                           | 80                 | 10                       | 6                               | 8   |
| 721 ex. 7215                        | Other laundry, cleaning, and garment services .....              | ††                 | ††                 | ††                                      | ††                    | 9                           | 4 317              | 1 601                    | 373                             | 136   |
| 7211                                | Power laundries, family and commercial* .....                    | ..                 | ..                 | ..                                      | ..                    | 1                           | (D)                | (D)                      | (D)                             | (D)   |
| 7216                                | Dry-cleaning plants, except rug cleaning* .....                  | ..                 | ..                 | ..                                      | ..                    | 6                           | (D)                | (D)                      | (D)                             | (D)   |
| Other 721                           | Laundry and cleaning services, n.e.c.* .....                     | ..                 | ..                 | ..                                      | ..                    | 2                           | (D)                | (D)                      | (D)                             | (D)   |
| 722                                 | Photographic studios, portrait .....                             | ††                 | ††                 | ††                                      | ††                    | 6                           | 690                | 137                      | 20                              | 20  |
| 723, 4                              | Beauty and barber shops .....                                    | ††                 | ††                 | ††                                      | ††                    | 32                          | 2 297              | 958                      | 224                             | 142   |
| 723                                 | Beauty shops .....   | ††                 | ††                 | ††                                      | ††                    | 31                          | (D)                | (D)                      | (D)                             | (D)   |
| 724                                 | Barber shops .....   | ††                 | ††                 | ††                                      | ††                    | 1                           | (D)                | (D)                      | (D)                             | (D)   |
| 725                                 | Shoe repair, shoe shine, and hat-cleaning shops .....            | ††                 | ††                 | ††                                      | ††                    | 1                           | (D)                | (D)                      | (D)                             | (D)   |
| 726                                 | Funeral service and crematories .....                            | ††                 | ††                 | ††                                      | ††                    | 4                           | 1 267              | 396                      | 96                              | 29  |
| 729                                 | Miscellaneous personal services .....                            | ††                 | ††                 | ††                                      | ††                    | 13                          | (D)                | (D)                      | (D)                             | (D)   |
| 73                                  | Business services .....  | ††                 | ††                 | ††                                      | ††                    | 117                         | 15 343             | 5 709                    | 1 396                           | 602   |
| 731                                 | Advertising .....  | ††                 | ††                 | ††                                      | ††                    | 4                           | 1 339              | 774                      | 191                             | 62  |
| 734                                 | Services to dwellings and other buildings .....                  | ††                 | ††                 | ††                                      | ††                    | 27                          | 1 559              | 522                      | 132                             | 86  |
| 737                                 | Computer and data processing services .....                      | ††                 | ††                 | ††                                      | ††                    | 7                           | 1 734              | 448                      | 83                              | 22  |
| 7392                                | Management, consulting, and public relations services .....      | ††                 | ††                 | ††                                      | ††                    | 12                          | 1 996              | 850                      | 227                             | 71  |
| 7394                                | Equipment rental and leasing services .....                      | ††                 | ††                 | ††                                      | ††                    | 14                          | 2 061              | 492                      | 177                             | 47  |
| Other 73                            | Other business services .....                                    | ††                 | ††                 | ††                                      | ††                    | 53                          | 6 654              | 2 623                    | 586                             | 314   |



**Table 4a. Summary Statistics for Firms Subject to Federal Income Tax for Standard Metropolitan Statistical Areas: 1982—Con.**

[For meaning of abbreviations and symbols, see introductory text. For explanation of terms and comparability of 1977 and 1982 censuses, see appendix A. For definitions of SMSA's, see appendix D.]

| SIC code                           | Geographic area and kind of business or operation                       | All establishments |                    |   |                       | Establishments with payroll |                    |                          |                                 |   |
|------------------------------------|---|--------------------|--------------------|---|-----------------------|-----------------------------|--------------------|--------------------------|---------------------------------|---|
|                                    |   | Number             | Receipts (\$1,000) | Unincorporated businesses or operations |                       | Number                      | Receipts (\$1,000) | Annual payroll (\$1,000) | First quarter payroll (\$1,000) | Paid employees for pay period including March 12 (number) |
|                                    |   |                    |                    | Individual proprietorships (number)     | Partnerships (number) |                             |                    |                          |                                 |   |
| <b>MEDFORD SMSA—Con.</b>           |   |                    |                    |   |                       |                             |                    |                          |                                 |   |
| 75                                 | <b>Automotive repair, services, and garages</b> -----                   | ††                 | ††                 | ††                                      | ††                    | 63                          | 9 125              | 2 371                    | 572                             | 208   |
| 751                                | Automotive rental and leasing, without drivers                          | ††                 | ††                 | ††                                      | ††                    | 5                           | 1 344              | 230                      | 54                              | 30  |
| 752                                | Automobile parking  | ††                 | ††                 | ††                                      | ††                    | 1                           | (D)                | (D)                      | (D)                             | (D)   |
| 753                                | Automotive repair shops   | ††                 | ††                 | ††                                      | ††                    | 51                          | 7 265              | 1 988                    | 478                             | 156   |
| 7538                               | General automotive repair shops   | ††                 | ††                 | ††                                      | ††                    | 20                          | 2 935              | 610                      | 137                             | 47  |
| 7531                               | Top and body repair shops   | ††                 | ††                 | ††                                      | ††                    | 14                          | 2 085              | 695                      | 185                             | 58  |
| 7534, 5, 9                         | Other automotive repair shops   | ††                 | ††                 | ††                                      | ††                    | 17                          | 2 245              | 683                      | 156                             | 51  |
| 754                                | Automotive services, except repair                                      | ††                 | ††                 | ††                                      | ††                    | 6                           | (D)                | (D)                      | (D)                             | (D)   |
| 76                                 | <b>Miscellaneous repair services</b> -----                              | ††                 | ††                 | ††                                      | ††                    | 38                          | 4 849              | 1 432                    | 358                             | 119   |
| 762                                | Electrical and electronic repair shops                                  | ††                 | ††                 | ††                                      | ††                    | 10                          | 823                | 229                      | 61                              | 23  |
| 7622                               | Radio and TV repair shops   | ††                 | ††                 | ††                                      | ††                    | 5                           | 412                | 120                      | 32                              | 15  |
| 7623, 9                            | Other electrical and electronic repair shops                            | ††                 | ††                 | ††                                      | ††                    | 5                           | 411                | 109                      | 29                              | 8   |
| 764                                | Reupholstery and furniture repair                                       | ††                 | ††                 | ††                                      | ††                    | 4                           | 141                | 34                       | 5                               | 4   |
| 763, 9                             | Other repair shops and related services                                 | ††                 | ††                 | ††                                      | ††                    | 24                          | 3 885              | 1 169                    | 292                             | 92  |
| 78, 79                             | <b>Amusement and recreation services, including motion pictures</b> ... | ††                 | ††                 | ††                                      | ††                    | 42                          | 10 297             | 2 592                    | 659                             | 419   |
| 781, 2                             | Motion picture production, distribution, and services                   | ††                 | ††                 | ††                                      | ††                    | 6                           | (D)                | (D)                      | (D)                             | (D)   |
| 783                                | Motion picture theaters   | ††                 | ††                 | ††                                      | ††                    | 6                           | 1 522              | 351                      | 85                              | 74  |
| 792                                | Producers, orchestras, and entertainers                                 | ††                 | ††                 | ††                                      | ††                    | 1                           | (D)                | (D)                      | (D)                             | (D)   |
| 793                                | Bowling alleys and billiards and pool establishments                    | ††                 | ††                 | ††                                      | ††                    | 5                           | 960                | 294                      | 57                              | 59  |
| 79 ex. 792, 3                      | Commercial sports and other amusement and recreation services           | ††                 | ††                 | ††                                      | ††                    | 24                          | 4 556              | 1 519                    | 426                             | 247   |
| 80, ex. 806                        | <b>Health services, except hospitals</b> -----                          | ††                 | ††                 | ††                                      | ††                    | 235                         | 66 106             | 32 314                   | 8 471                           | 1 699   |
| 801                                | Offices of physicians   | ††                 | ††                 | ††                                      | ††                    | 100                         | 39 773             | 22 669                   | 6 137                           | 752   |
| 802                                | Offices of dentists   | ††                 | ††                 | ††                                      | ††                    | 74                          | 10 092             | 3 335                    | 795                             | 289   |
| 803                                | Offices of osteopathic physicians                                       | ††                 | ††                 | ††                                      | ††                    | 11                          | 1 296              | 440                      | 109                             | 38  |
| 8041                               | Offices of chiropractors  | ††                 | ††                 | ††                                      | ††                    | 11                          | 1 387              | 371                      | 101                             | 15  |
| 8042                               | Offices of optometrists   | ††                 | ††                 | ††                                      | ††                    | 12                          | 1 616              | 356                      | 83                              | 36  |
| 805                                | Nursing and personal care facilities                                    | ††                 | ††                 | ††                                      | ††                    | 5                           | 7 210              | 3 841                    | 932                             | 479   |
| 8049, 807, 8, 9                    | Other health services   | ††                 | ††                 | ††                                      | ††                    | 22                          | 4 732              | 1 302                    | 314                             | 90  |
| 81                                 | <b>Legal services</b> -----   | ††                 | ††                 | ††                                      | ††                    | 67                          | 10 053             | 2 836                    | 784                             | 201   |
| 823, 4, 9                          | <b>Selected educational services</b> -----                              | ††                 | ††                 | ††                                      | ††                    | 5                           | (D)                | (D)                      | (D)                             | (D)   |
| 891                                | <b>Engineering, architectural, and surveying services</b> -----         | ††                 | ††                 | ††                                      | ††                    | 35                          | 4 215              | 1 581                    | 421                             | 117   |
| 893                                | <b>Accounting, auditing, and bookkeeping services</b> -----             | ††                 | ††                 | ††                                      | ††                    | 53                          | 6 127              | 2 105                    | 551                             | 181   |
| 83, 892, 9                         | <b>Social and other services</b> -----                                  | ††                 | ††                 | ††                                      | ††                    | 22                          | (D)                | (D)                      | (D)                             | (D)   |
| 83                                 | Social services   | **                 | **                 | **                                      | **                    | 16                          | (D)                | (D)                      | (D)                             | (D)   |
| 892, 9                             | Other services  | **                 | **                 | **                                      | **                    | 6                           | 660                | 88                       | 19                              | 11  |
| <b>PORTLAND, OREG.-WASH., SMSA</b> |   |                    |                    |   |                       |                             |                    |                          |                                 |   |
|                                    | <b>Total</b> -----  | ††                 | ††                 | ††                                      | ††                    | 8 293                       | 2 418 866          | 896 494                  | 222 791                         | 66 181  |
| 70                                 | <b>Hotels, motels, and other lodging places</b> -----                   | ††                 | ††                 | ††                                      | ††                    | 180                         | 149 828            | 40 762                   | 9 846                           | 5 931   |
| 7011                               | Hotels, motor hotels, and motels  | ††                 | ††                 | ††                                      | ††                    | 156                         | 148 287            | 40 427                   | 9 777                           | 5 866   |
| 7011 pt.                           | Hotels  | ††                 | ††                 | ††                                      | ††                    | 43                          | 71 348             | 21 104                   | 5 029                           | 2 852   |
| 7011 pt.                           | Hotels, 25 guestrooms or more   | **                 | **                 | **                                      | **                    | 34                          | 70 573             | 20 974                   | 4 998                           | 2 823   |
| 7011 pt.                           | Hotels, less than 25 guestrooms   | **                 | **                 | **                                      | **                    | 9                           | 775                | 130                      | 31                              | 29  |
| 7011 pt.                           | Motels, motor hotels, and tourist courts                                | ††                 | ††                 | ††                                      | ††                    | 113                         | 76 939             | 19 323                   | 4 748                           | 3 014   |
| 7011 pt.                           | Motels, tourist courts  | **                 | **                 | **                                      | **                    | 95                          | 32 967             | 7 373                    | 1 754                           | 1 451   |
| 7011 pt.                           | Motor hotels  | **                 | **                 | **                                      | **                    | 18                          | 43 972             | 11 950                   | 2 994                           | 1 563   |
| 702, 3, 4                          | Other lodging places  | ††                 | ††                 | ††                                      | ††                    | 24                          | 1 541              | 335                      | 69                              | 65  |
| 703                                | Trailer parks and camps   | ††                 | ††                 | ††                                      | ††                    | 8                           | 585                | 119                      | 15                              | 14  |
| 702, 4                             | Rooming, boarding, and membership lodging                               | ††                 | ††                 | ††                                      | ††                    | 16                          | 956                | 216                      | 54                              | 51  |
| 72                                 | <b>Personal services</b> -----  | ††                 | ††                 | ††                                      | ††                    | 914                         | 132 807            | 49 468                   | 11 949                          | 5 697   |
| 721                                | Laundry, cleaning, and garment services                                 | ††                 | ††                 | ††                                      | ††                    | 234                         | 58 420             | 21 689                   | 5 230                           | 1 937   |
| 7215                               | Coin-operated laundries and dry cleaning                                | ††                 | ††                 | ††                                      | ††                    | 38                          | 5 831              | 1 029                    | 248                             | 118   |
| 721 ex. 7215                       | Other laundry, cleaning, and garment services                           | ††                 | ††                 | ††                                      | ††                    | 196                         | 52 589             | 20 660                   | 4 982                           | 1 819   |
| 7211                               | Power laundries, family and commercial*                                 | **                 | **                 | **                                      | **                    | 12                          | 5 913              | 2 595                    | 617                             | 260   |
| 7216                               | Dry-cleaning plants, except rug cleaning*                               | **                 | **                 | **                                      | **                    | 111                         | 15 276             | 5 323                    | 1 260                           | 625   |
| Other 721                          | Laundry and cleaning services, n.e.c.*                                  | **                 | **                 | **                                      | **                    | 73                          | 31 400             | 12 742                   | 3 105                           | 934   |
| 7212                               | Garment pressing and agents for laundries and dry cleaners              | **                 | **                 | **                                      | **                    | 7                           | 1 092              | 337                      | 82                              | 47  |
| 7213                               | Linen supply*   | **                 | **                 | **                                      | **                    | 3                           | 9 187              | 3 623                    | 906                             | 225   |
| 7217                               | Carpet and upholstery cleaning  | **                 | **                 | **                                      | **                    | 42                          | 3 374              | 1 316                    | 281                             | 128   |
| 7218                               | Industrial laundries*   | **                 | **                 | **                                      | **                    | 9                           | 15 895             | 6 860                    | 1 686                           | 460   |
| 7214, 9                            | Other laundry, garment services, including diaper*                      | **                 | **                 | **                                      | **                    | 12                          | 1 852              | 606                      | 150                             | 74  |
| 722                                | Photographic studios, portrait  | ††                 | ††                 | ††                                      | ††                    | 58                          | 7 957              | 1 839                    | 433                             | 225   |
| 723, 4                             | <b>Beauty and barber shops</b> -----                                    | ††                 | ††                 | ††                                      | ††                    | 439                         | 35 539             | 15 758                   | 3 763                           | 2 026   |
| 723                                | Beauty shops  | ††                 | ††                 | ††                                      | ††                    | 408                         | 34 155             | 15 237                   | 3 642                           | 1 963   |
| 724                                | Barber shops  | ††                 | ††                 | ††                                      | ††                    | 31                          | 1 384              | 521                      | 121                             | 63  |
| 725                                | Shoe repair, shoe shine, and hat-cleaning shops                         | ††                 | ††                 | ††                                      | ††                    | 16                          | 1 315              | 361                      | 102                             | 53  |
| 726                                | Funeral service and crematories   | ††                 | ††                 | ††                                      | ††                    | 51                          | 14 180             | 4 020                    | 935                             | 296   |
| 729                                | Miscellaneous personal services   | ††                 | ††                 | ††                                      | ††                    | 116                         | 15 396             | 5 801                    | 1 486                           | 1 160   |

**Table 4a. Summary Statistics for Firms Subject to Federal Income Tax for Standard Metropolitan Statistical Areas: 1982—Con.**

[For meaning of abbreviations and symbols, see introductory text. For explanation of terms and comparability of 1977 and 1982 censuses, see appendix A. For definitions of SMSA's, see appendix D]

| SIC code                                | Geographic area and kind of business or operation              | All establishments |                    |   |                       | Establishments with payroll |                    |                          |                                 |   |
|---|--|--------------------|--------------------|---|-----------------------|-----------------------------|--------------------|--------------------------|---------------------------------|---|
|   |  | Number             | Receipts (\$1,000) | Unincorporated businesses or operations |                       | Number                      | Receipts (\$1,000) | Annual payroll (\$1,000) | First quarter payroll (\$1,000) | Paid employees for pay period including March 12 (number) |
|   |  |                    |                    | Individual proprietorships (number)     | Partnerships (number) |                             |                    |                          |                                 |   |
| <b>PORTLAND, OREG.-WASH., SMSA—Con.</b> |  |                    |                    |   |                       |                             |                    |                          |                                 |   |
| 73                                      | <b>Business services</b> -----                                 | ††                 | ††                 | ††                                      | ††                    | 1 459                       | 514 826            | 212 817                  | 52 455                          | 16 842  |
| 731                                     | Advertising -----  | ††                 | ††                 | ††                                      | ††                    | 89                          | 34 157             | 13 929                   | 3 495                           | 666   |
| 7311                                    | Advertising agencies -----                                     | ††                 | ††                 | ††                                      | ††                    | 71                          | 22 430             | 10 404                   | 2 630                           | 511   |
| 7312                                    | Outdoor advertising services -----                             | **                 | **                 | **                                      | **                    | 2                           | (D)                | (D)                      | (D)                             | (D)   |
| 7313                                    | Radio, TV, publishers' advertising representatives -----       | **                 | **                 | **                                      | **                    | 11                          | (D)                | (D)                      | (D)                             | (D)   |
| 7319                                    | Advertising, n.e.c. -----                                      | **                 | **                 | **                                      | **                    | 5                           | (D)                | (D)                      | (D)                             | (D)   |
| 734                                     | Services to dwellings and other buildings -----                | ††                 | ††                 | ††                                      | ††                    | 256                         | 38 473             | 19 667                   | 4 829                           | 2 436   |
| 7341                                    | Window cleaning -----  | **                 | **                 | **                                      | **                    | 4                           | (D)                | (D)                      | (D)                             | (D)   |
| 7342                                    | Disinfecting and exterminating services -----                  | **                 | **                 | **                                      | **                    | 23                          | (D)                | (D)                      | (D)                             | (D)   |
| 7349                                    | Cleaning and maintenance services, n.e.c. -----                | **                 | **                 | **                                      | **                    | 229                         | 34 348             | 18 067                   | 4 461                           | 2 315   |
| 737                                     | Computer and data processing services -----                    | ††                 | ††                 | ††                                      | ††                    | 137                         | 111 262            | 42 169                   | 10 650                          | 2 260   |
| 7372                                    | Computer programming and other software services -----         | **                 | **                 | **                                      | **                    | 59                          | 29 983             | 12 534                   | 2 961                           | 530   |
| 7374                                    | Data processing services -----                                 | **                 | **                 | **                                      | **                    | 52                          | 69 111             | 25 930                   | 6 831                           | 1 548   |
| 7379                                    | Computer related services, n.e.c. -----                        | **                 | **                 | **                                      | **                    | 26                          | 12 168             | 3 705                    | 858                             | 182   |
| 7392                                    | Management, consulting, and public relations services -----    | ††                 | ††                 | ††                                      | ††                    | 227                         | 62 805             | 29 950                   | 7 159                           | 1 700   |
| 7394                                    | Equipment rental and leasing services -----                    | ††                 | ††                 | ††                                      | ††                    | 149                         | 65 006             | 17 246                   | 4 383                           | 974   |
| Other 73                                | Other business services -----                                  | ††                 | ††                 | ††                                      | ††                    | 601                         | 203 123            | 89 856                   | 21 939                          | 8 806   |
| 732                                     | Credit reporting, collection agencies -----                    | **                 | **                 | **                                      | **                    | 48                          | 14 905             | 6 057                    | 1 500                           | 464   |
| 7331                                    | Direct mail advertising services -----                         | **                 | **                 | **                                      | **                    | 14                          | 7 350              | 2 990                    | 761                             | 281   |
| 7332                                    | Blueprinting and photocopying services -----                   | **                 | **                 | **                                      | **                    | 21                          | 2 772              | 800                      | 195                             | 72  |
| 7333                                    | Commercial photography, art, and graphics -----                | **                 | **                 | **                                      | **                    | 56                          | 12 742             | 3 779                    | 974                             | 261   |
| 7339                                    | Stenographic services; and reproduction services, n.e.c. ----- | **                 | **                 | **                                      | **                    | 42                          | 3 935              | 1 592                    | 375                             | 143   |
| 736                                     | Personnel supply services -----                                | **                 | **                 | **                                      | **                    | 97                          | 32 535             | 22 081                   | 5 183                           | 2 194   |
| 7361                                    | Employment agencies -----                                      | **                 | **                 | **                                      | **                    | 52                          | 7 884              | 3 823                    | 1 053                           | 372   |
| 7362                                    | Help supply services -----                                     | **                 | **                 | **                                      | **                    | 45                          | 24 651             | 18 258                   | 4 130                           | 1 822   |
| 7369                                    | Facilities management services -----                           | **                 | **                 | **                                      | **                    | -                           | -                  | -                        | -                               | -   |
| 7391                                    | Research and development laboratories -----                    | **                 | **                 | **                                      | **                    | 14                          | 2 357              | 696                      | 212                             | 66  |
| 7397                                    | Testing laboratories and facilities -----                      | **                 | **                 | **                                      | **                    | 13                          | 3 230              | 1 540                    | 398                             | 106   |
| 7393                                    | Detective agencies and protective services -----               | **                 | **                 | **                                      | **                    | 63                          | 35 550             | 22 367                   | 5 498                           | 2 798   |
| 7395                                    | Photofinishing laboratories* -----                             | **                 | **                 | **                                      | **                    | 28                          | 27 529             | 6 590                    | 1 575                           | 520   |
| 7399 pt.                                | Sign painting shops -----                                      | **                 | **                 | **                                      | **                    | 4                           | 375                | 167                      | 34                              | 14  |
| 7399 pt.                                | Interior designing -----                                       | **                 | **                 | **                                      | **                    | 22                          | 3 900              | 858                      | 205                             | 91  |
| 7399 pt.                                | Telephone answering services -----                             | **                 | **                 | **                                      | **                    | 26                          | 4 668              | 2 206                    | 523                             | 287   |
| 735, 7396, 7399 pt.                     | Other business services, n.e.c. -----                          | **                 | **                 | **                                      | **                    | 153                         | 51 275             | 18 133                   | 4 506                           | 1 509   |
| 75                                      | <b>Automotive repair, services, and garages</b> -----          | ††                 | ††                 | ††                                      | ††                    | 728                         | 215 505            | 53 494                   | 12 831                          | 3 582   |
| 751                                     | Automotive rental and leasing, without drivers -----           | ††                 | ††                 | ††                                      | ††                    | 60                          | 61 891             | 7 807                    | 1 850                           | 490   |
| 752                                     | Automobile parking -----                                       | ††                 | ††                 | ††                                      | ††                    | 96                          | (D)                | (D)                      | (D)                             | (D)   |
| 7523                                    | Parking lots -----   | **                 | **                 | **                                      | **                    | 59                          | (D)                | (D)                      | (D)                             | (D)   |
| 7525                                    | Parking structures -----                                       | **                 | **                 | **                                      | **                    | 37                          | (D)                | (D)                      | (D)                             | (D)   |
| 753                                     | Automotive repair shops -----                                  | ††                 | ††                 | ††                                      | ††                    | 515                         | 126 817            | 38 861                   | 9 289                           | 2 421   |
| 7538                                    | General automotive repair shops -----                          | ††                 | ††                 | ††                                      | ††                    | 236                         | 43 245             | 12 647                   | 3 004                           | 873   |
| 7538 pt.                                | General automotive repair shops, except diesel -----           | **                 | **                 | **                                      | **                    | 221                         | 38 725             | 11 468                   | 2 723                           | 795   |
| 7538 pt.                                | Diesel repair shops -----                                      | **                 | **                 | **                                      | **                    | 15                          | 4 520              | 1 179                    | 281                             | 78  |
| 7531                                    | Top and body repair shops -----                                | ††                 | ††                 | ††                                      | ††                    | 129                         | 35 439             | 11 946                   | 3 066                           | 728   |
| 7534, 5, 9                              | Other automotive repair shops -----                            | ††                 | ††                 | ††                                      | ††                    | 150                         | 48 133             | 14 268                   | 3 219                           | 820   |
| 7534                                    | Tire retreading and repair shops -----                         | **                 | **                 | **                                      | **                    | 14                          | 14 269             | 3 709                    | 861                             | 187   |
| 7535                                    | Paint shops -----  | **                 | **                 | **                                      | **                    | 23                          | 4 717              | 1 514                    | 361                             | 143   |
| 7539 pt.                                | Auto electrical and fuel system services -----                 | **                 | **                 | **                                      | **                    | 12                          | 3 394              | 1 080                    | 251                             | 59  |
| 7539 pt.                                | Radiator repair -----  | **                 | **                 | **                                      | **                    | 13                          | 3 435              | 1 016                    | 226                             | 57  |
| 7539 pt.                                | Glass replacement and repair -----                             | **                 | **                 | **                                      | **                    | 18                          | 7 068              | 2 416                    | 509                             | 109   |
| 7539 pt.                                | Brake, front end, and wheel alignment -----                    | **                 | **                 | **                                      | **                    | 15                          | 3 847              | 1 416                    | 312                             | 70  |
| 7539 pt.                                | Exhaust system services (muffler shops) -----                  | **                 | **                 | **                                      | **                    | 20                          | 4 892              | 1 312                    | 278                             | 80  |
| 7539 pt.                                | Transmission repair shops -----                                | **                 | **                 | **                                      | **                    | 27                          | 5 461              | 1 524                    | 363                             | 96  |
| 7539 pt.                                | Other automotive repair shops, n.e.c. -----                    | **                 | **                 | **                                      | **                    | 8                           | 1 050              | 281                      | 58                              | 19  |
| 754                                     | Automotive services, except repair -----                       | ††                 | ††                 | ††                                      | ††                    | 57                          | (D)                | (D)                      | (D)                             | (D)   |
| 7542                                    | Car washes -----   | **                 | **                 | **                                      | **                    | 22                          | 6 628              | 1 315                    | 310                             | 168   |
| 7549                                    | Other automotive services -----                                | **                 | **                 | **                                      | **                    | 35                          | (D)                | (D)                      | (D)                             | (D)   |
| 76                                      | <b>Miscellaneous repair services</b> -----                     | ††                 | ††                 | ††                                      | ††                    | 324                         | 84 745             | 31 151                   | 7 021                           | 1 909   |
| 762                                     | Electrical and electronic repair shops -----                   | ††                 | ††                 | ††                                      | ††                    | 102                         | 25 170             | 9 694                    | 2 389                           | 637   |
| 7622                                    | Radio and TV repair shops -----                                | ††                 | ††                 | ††                                      | ††                    | 44                          | 8 876              | 3 667                    | 891                             | 265   |
| 7623, 9                                 | Other electrical and electronic repair shops -----             | ††                 | ††                 | ††                                      | ††                    | 58                          | 16 294             | 6 027                    | 1 498                           | 372   |
| 7623                                    | Refrigeration and air-conditioning repair shops -----          | **                 | **                 | **                                      | **                    | 13                          | 3 039              | 1 125                    | 243                             | 56  |
| 7629                                    | Electrical and electronic repair shops, n.e.c. -----           | **                 | **                 | **                                      | **                    | 45                          | 13 255             | 4 902                    | 1 255                           | 316   |
| 764                                     | Reupholstery and furniture repair -----                        | ††                 | ††                 | ††                                      | ††                    | 29                          | 3 007              | 882                      | 215                             | 94  |
| 763, 9                                  | Other repair shops and related services -----                  | ††                 | ††                 | ††                                      | ††                    | 193                         | 56 568             | 20 575                   | 4 417                           | 1 178   |
| 763                                     | Watch, clock, and jewelry repair -----                         | **                 | **                 | **                                      | **                    | 13                          | 1 277              | 470                      | 123                             | 51  |
| 769                                     | Miscellaneous repair and related services -----                | **                 | **                 | **                                      | **                    | 180                         | 55 291             | 20 105                   | 4 294                           | 1 127   |
| 7692                                    | Welding repair -----   | **                 | **                 | **                                      | **                    | 19                          | 4 926              | 1 895                    | 395                             | 98  |
| 7694                                    | Armature rewinding shops -----                                 | **                 | **                 | **                                      | **                    | 13                          | 11 177             | 4 323                    | 1 016                           | 219   |
| 7699                                    | Repair shops and related services, n.e.c. -----                | **                 | **                 | **                                      | **                    | 148                         | 39 188             | 13 887                   | 2 883                           | 810   |



**Table 4a. Summary Statistics for Firms Subject to Federal Income Tax for Standard Metropolitan Statistical Areas: 1982—Con.**

[For meaning of abbreviations and symbols, see introductory text. For explanation of terms and comparability of 1977 and 1982 censuses, see appendix A. For definitions of SMSA's, see appendix D.]

| SIC code         | Geographic area and kind of business or operation  | All establishments |                    |   |                       | Establishments with payroll |                    |                          |                                 |   |
|------------------|--|--------------------|--------------------|---|-----------------------|-----------------------------|--------------------|--------------------------|---------------------------------|---|
|                  |  | Number             | Receipts (\$1,000) | Unincorporated businesses or operations |                       | Number                      | Receipts (\$1,000) | Annual payroll (\$1,000) | First quarter payroll (\$1,000) | Paid employees for pay period including March 12 (number) |
|                  |  |                    |                    | Individual proprietorships (number)     | Partnerships (number) |                             |                    |                          |                                 |   |
|                  | <b>PORTLAND, OREG.-WASH., SMSA—Con.</b>  |                    |                    |   |                       |                             |                    |                          |                                 |   |
| 78, 79           | <b>Amusement and recreation services, including motion pictures...</b>                   | ††                 | ††                 | ††                                      | ††                    | 368                         | 111 703            | 29 687                   | 7 307                           | 3 874   |
| 781, 2           | Motion picture production, distribution, and services .....                              | ††                 | ††                 | ††                                      | ††                    | 25                          | 6 086              | 1 912                    | 562                             | 178   |
| 783              | Motion picture theaters .....  | ††                 | ††                 | ††                                      | ††                    | 61                          | 17 053             | 2 720                    | 592                             | 556   |
| 7832             | Motion picture theaters, except drive-in .....   | **                 | **                 | **                                      | **                    | 51                          | 14 837             | 2 318                    | 520                             | 495   |
| 7833             | Drive-in motion picture theaters .....   | **                 | **                 | **                                      | **                    | 10                          | 2 216              | 402                      | 72                              | 61  |
| 792              | Producers, orchestras, and entertainers .....  | ††                 | ††                 | ††                                      | ††                    | 41                          | 6 029              | 1 088                    | 233                             | 231   |
| 7922             | Theatrical producers (except motion picture) and miscellaneous theatrical services ..... | **                 | **                 | **                                      | **                    | 8                           | 2 933              | 554                      | 110                             | 22  |
| 7929             | Bands, orchestras, actors, and other entertainers and entertainment groups .....         | **                 | **                 | **                                      | **                    | 33                          | 3 096              | 534                      | 123                             | 209   |
| 793              | Bowling alleys and billiards and pool establishments .....                               | ††                 | ††                 | ††                                      | ††                    | 36                          | 12 366             | 3 984                    | 1 022                           | 660   |
| 7932             | Billiard and pool establishments .....   | ††                 | ††                 | ††                                      | ††                    | 1                           | (D)                | (D)                      | (D)                             | (D)   |
| 7933             | Bowling alleys .....   | ††                 | ††                 | ††                                      | ††                    | 35                          | (D)                | (D)                      | (D)                             | (D)   |
| 79 ex. 792, 3    | Commercial sports and other amusement and recreation services .....                      | ††                 | ††                 | ††                                      | ††                    | 205                         | 70 169             | 19 983                   | 4 898                           | 2 249   |
| 794              | Commercial sports .....  | ††                 | ††                 | ††                                      | ††                    | 10                          | 20 001             | 6 880                    | 2 069                           | 374   |
| 7941             | Professional sports clubs, managers, promoters .....                                     | ††                 | ††                 | ††                                      | ††                    | 3                           | (D)                | (D)                      | (D)                             | (D)   |
| 7948             | Racing, including track operation .....  | ††                 | ††                 | ††                                      | ††                    | 7                           | (D)                | (D)                      | (D)                             | (D)   |
| 79 ex. 792, 3, 4 | Other amusement and recreation services .....  | ††                 | ††                 | ††                                      | ††                    | 195                         | 50 168             | 13 103                   | 2 829                           | 1 875   |
| 791              | Dance halls, studios, and schools .....  | **                 | **                 | **                                      | **                    | 21                          | (D)                | (D)                      | (D)                             | (D)   |
| 7992             | Public golf courses .....  | **                 | **                 | **                                      | **                    | 13                          | 6 332              | 1 724                    | 337                             | 200   |
| 7993             | Coin-operated amusement device operators .....   | **                 | **                 | **                                      | **                    | 34                          | 6 057              | 1 148                    | 263                             | 130   |
| 7996             | Amusement parks .....  | **                 | **                 | **                                      | **                    | 2                           | (D)                | (D)                      | (D)                             | (D)   |
| 7997             | Membership sports and recreation clubs .....   | **                 | **                 | **                                      | **                    | 41                          | 14 477             | 4 419                    | 1 067                           | 562   |
| 7999             | Amusement and recreation services, n.e.c. ....   | **                 | **                 | **                                      | **                    | 84                          | 21 582             | 5 172                    | 1 006                           | 810   |
| 7999 pt.         | Concession operators of amusement devices, rides .....                                   | **                 | **                 | **                                      | **                    | 10                          | 4 145              | 831                      | 24                              | 24  |
| 7999 pt.         | Carnivals, circuses, and fairs .....   | **                 | **                 | **                                      | **                    | 3                           | 5 441              | 1 206                    | 95                              | 122   |
| 7999 pt.         | Other commercial recreation and amusements .....   | **                 | **                 | **                                      | **                    | 71                          | 11 996             | 3 135                    | 887                             | 664   |
| 80, ex. 806      | <b>Health services, except hospitals .....</b>   | ††                 | ††                 | ††                                      | ††                    | 2 515                       | 682 034            | 271 474                  | 69 075                          | 16 786  |
| 801              | Offices of physicians .....  | ††                 | ††                 | ††                                      | ††                    | 1 076                       | 359 613            | 146 923                  | 39 165                          | 5 412   |
| 802              | Offices of dentists .....  | ††                 | ††                 | ††                                      | ††                    | 817                         | 132 190            | 47 149                   | 11 197                          | 3 401   |
| 803              | Offices of osteopathic physicians .....  | ††                 | ††                 | ††                                      | ††                    | 59                          | 9 005              | 3 950                    | 908                             | 200   |
| 8041             | Offices of chiropractors .....   | ††                 | ††                 | ††                                      | ††                    | 136                         | 13 954             | 3 184                    | 729                             | 298   |
| 8042             | Offices of optometrists .....  | ††                 | ††                 | ††                                      | ††                    | 92                          | 13 507             | 3 138                    | 715                             | 284   |
| 805              | Nursing and personal care facilities .....   | ††                 | ††                 | ††                                      | ††                    | 80                          | 77 543             | 39 371                   | 9 509                           | 5 466   |
| 8049, 807, 8, 9  | Other health services .....  | ††                 | ††                 | ††                                      | ††                    | 255                         | 76 222             | 27 759                   | 6 852                           | 1 725   |
| 807              | Medical and dental laboratories .....  | ††                 | ††                 | ††                                      | ††                    | 90                          | 30 137             | 12 457                   | 3 164                           | 768   |
| 8071             | Medical laboratories .....   | ††                 | ††                 | ††                                      | ††                    | 31                          | 19 542             | 7 314                    | 1 900                           | 424   |
| 8072             | Dental laboratories .....  | ††                 | ††                 | ††                                      | ††                    | 59                          | 10 595             | 5 143                    | 1 264                           | 344   |
| 8049, 808, 9     | Other health services, n.e.c. ....   | ††                 | ††                 | ††                                      | ††                    | 165                         | 46 085             | 15 302                   | 3 688                           | 957   |
| 81               | <b>Legal services .....</b>  | ††                 | ††                 | ††                                      | ††                    | 749                         | 225 497            | 75 903                   | 18 408                          | 3 862   |
| 823, 4, 9        | <b>Selected educational services .....</b>   | ††                 | ††                 | ††                                      | ††                    | 65                          | 17 009             | 6 027                    | 1 622                           | 465   |
| 823              | Libraries and information centers .....  | **                 | **                 | **                                      | **                    | -                           | -                  | -                        | -                               | -   |
| 824              | Correspondence schools and vocational schools .....                                      | **                 | **                 | **                                      | **                    | 33                          | 14 375             | 5 213                    | 1 431                           | 371   |
| 829              | Schools and educational services, n.e.c. ....  | **                 | **                 | **                                      | **                    | 32                          | 2 634              | 814                      | 191                             | 94  |
| 891              | <b>Engineering, architectural, and surveying services .....</b>                          | ††                 | ††                 | ††                                      | ††                    | 340                         | 152 332            | 73 010                   | 19 149                          | 3 124   |
| 891 pt.          | Architectural services .....   | **                 | **                 | **                                      | **                    | 99                          | 44 202             | 17 495                   | 4 810                           | 872   |
| 891 pt.          | Engineering services .....   | **                 | **                 | **                                      | **                    | 206                         | 104 553            | 53 807                   | 13 926                          | 2 129   |
| 891 pt.          | Surveying services .....   | **                 | **                 | **                                      | **                    | 35                          | 3 577              | 1 708                    | 413                             | 123   |
| 893              | <b>Accounting, auditing, and bookkeeping services .....</b>                              | ††                 | ††                 | ††                                      | ††                    | 395                         | 101 439            | 40 697                   | 10 413                          | 2 466   |
| 83, 892, 9       | <b>Social and other services .....</b>   | ††                 | ††                 | ††                                      | ††                    | 256                         | 31 141             | 12 004                   | 2 715                           | 1 643   |
| 83               | Social services .....  | **                 | **                 | **                                      | **                    | 219                         | 28 323             | 11 032                   | 2 472                           | 1 572   |
| 835              | Child day care services .....  | **                 | **                 | **                                      | **                    | 98                          | 7 048              | 3 066                    | 755                             | 688   |
| 832, 3, 6, 9     | Other social services .....  | **                 | **                 | **                                      | **                    | 121                         | 21 275             | 7 966                    | 1 717                           | 884   |
| 892, 9           | Other services .....   | **                 | **                 | **                                      | **                    | 37                          | 2 818              | 972                      | 243                             | 71  |

**Table 4a. Summary Statistics for Firms Subject to Federal Income Tax for Standard Metropolitan Statistical Areas: 1982—Con.**

[For meaning of abbreviations and symbols, see introductory text. For explanation of terms and comparability of 1977 and 1982 censuses, see appendix A. For definitions of SMSA's, see appendix D]

| SIC code        | Geographic area and kind of business or operation                         | All establishments |                    |   |                       | Establishments with payroll |                    |                          |                                 |   |
|-----------------|---|--------------------|--------------------|---|-----------------------|-----------------------------|--------------------|--------------------------|---------------------------------|---|
|                 |   | Number             | Receipts (\$1,000) | Unincorporated businesses or operations |                       | Number                      | Receipts (\$1,000) | Annual payroll (\$1,000) | First quarter payroll (\$1,000) | Paid employees for pay period including March 12 (number) |
|                 |   |                    |                    | Individual proprietorships (number)     | Partnerships (number) |                             |                    |                          |                                 |   |
|                 | <b>SALEM SMSA</b>   |                    |                    |   |                       |                             |                    |                          |                                 |   |
|                 | <b>Total</b> -----  | 11                 | 11                 | 11                                      | 11                    | 1 455                       | 273 289            | 99 610                   | 24 511                          | 8 597   |
| 70              | <b>Hotels, motels, and other lodging places</b> -----                     | 11                 | 11                 | 11                                      | 11                    | 24                          | 5 522              | 1 170                    | 271                             | 226   |
| 7011            | Hotels, motor hotels, and motels-----                                     | 11                 | 11                 | 11                                      | 11                    | 21                          | (D)                | (D)                      | (D)                             | (D)   |
| 7011 pt.        | Hotels-----   | 11                 | 11                 | 11                                      | 11                    | 1                           | (D)                | (D)                      | (D)                             | (D)   |
| 7011 pt.        | Hotels, motor hotels, and tourist courts-----                             | 11                 | 11                 | 11                                      | 11                    | 20                          | (D)                | (D)                      | (D)                             | (D)   |
| 702, 3, 4       | Other lodging places-----   | 11                 | 11                 | 11                                      | 11                    | 3                           | (D)                | (D)                      | (D)                             | (D)   |
| 72              | <b>Personal services</b> -----  | 11                 | 11                 | 11                                      | 11                    | 185                         | 18 852             | 7 038                    | 1 706                           | 963   |
| 721             | Laundry, cleaning, and garment services-----                              | 11                 | 11                 | 11                                      | 11                    | 32                          | 4 824              | 1 362                    | 335                             | 180   |
| 7215            | Coin-operated laundries and dry cleaning-----                             | 11                 | 11                 | 11                                      | 11                    | 1                           | (D)                | (D)                      | (D)                             | (D)   |
| 721 ex.         | Other laundry, cleaning, and garment services-----                        | 11                 | 11                 | 11                                      | 11                    | 31                          | (D)                | (D)                      | (D)                             | (D)   |
| 7215            | Power laundries, family and commercial*-----                              | 11                 | 11                 | 11                                      | 11                    | 4                           | (D)                | (D)                      | (D)                             | (D)   |
| 7216            | Dry-cleaning plants, except rug cleaning*-----                            | 11                 | 11                 | 11                                      | 11                    | 18                          | 2 348              | 575                      | 150                             | 93  |
| Other 721       | Laundry and cleaning services, n.e.c.*-----                               | 11                 | 11                 | 11                                      | 11                    | 9                           | 1 953              | 620                      | 159                             | 67  |
| 722             | Photographic studios, portrait-----                                       | 11                 | 11                 | 11                                      | 11                    | 12                          | 910                | 225                      | 48                              | 32  |
| 723, 4          | Beauty and barber shops-----  | 11                 | 11                 | 11                                      | 11                    | 98                          | 7 068              | 3 260                    | 788                             | 460   |
| 723             | Beauty shops-----   | 11                 | 11                 | 11                                      | 11                    | 92                          | 6 755              | 3 141                    | 750                             | 448   |
| 724             | Barber shops-----   | 11                 | 11                 | 11                                      | 11                    | 6                           | 313                | 119                      | 38                              | 12  |
| 725             | Shoe repair, shoe shine, and hat-cleaning shops-----                      | 11                 | 11                 | 11                                      | 11                    | 7                           | 378                | 132                      | 24                              | 20  |
| 726             | Funeral service and crematories-----                                      | 11                 | 11                 | 11                                      | 11                    | 12                          | 3 041              | 934                      | 229                             | 61  |
| 729             | Miscellaneous personal services-----                                      | 11                 | 11                 | 11                                      | 11                    | 24                          | 2 631              | 1 125                    | 282                             | 210   |
| 73              | <b>Business services</b> -----  | 11                 | 11                 | 11                                      | 11                    | 202                         | 38 548             | 13 672                   | 3 389                           | 1 184   |
| 731             | Advertising-----  | 11                 | 11                 | 11                                      | 11                    | 8                           | 603                | 315                      | 72                              | 19  |
| 734             | Services to dwellings and other buildings-----                            | 11                 | 11                 | 11                                      | 11                    | 48                          | 3 314              | 1 529                    | 329                             | 245   |
| 737             | Computer and data processing services-----                                | 11                 | 11                 | 11                                      | 11                    | 13                          | 3 004              | 862                      | 236                             | 42  |
| 7392            | Management, consulting, and public relations services-----                | 11                 | 11                 | 11                                      | 11                    | 42                          | 7 050              | 2 801                    | 605                             | 165   |
| 7394            | Equipment rental and leasing services-----                                | 11                 | 11                 | 11                                      | 11                    | 20                          | 11 068             | 2 759                    | 738                             | 155   |
| Other 73        | Other business services-----  | 11                 | 11                 | 11                                      | 11                    | 71                          | 13 509             | 5 406                    | 1 409                           | 558   |
| 75              | <b>Automotive repair, services, and garages</b> -----                     | 11                 | 11                 | 11                                      | 11                    | 119                         | 21 734             | 6 156                    | 1 469                           | 525   |
| 751             | Automotive rental and leasing, without drivers-----                       | 11                 | 11                 | 11                                      | 11                    | 8                           | 1 881              | 403                      | 90                              | 35  |
| 752             | Automobile parking-----   | 11                 | 11                 | 11                                      | 11                    | 1                           | (D)                | (D)                      | (D)                             | (D)   |
| 753             | Automotive repair shops-----  | 11                 | 11                 | 11                                      | 11                    | 100                         | 18 930             | 5 384                    | 1 284                           | 427   |
| 7538            | General automotive repair shops-----                                      | 11                 | 11                 | 11                                      | 11                    | 50                          | 7 661              | 2 008                    | 454                             | 165   |
| 7531            | Top and body repair shops-----  | 11                 | 11                 | 11                                      | 11                    | 27                          | 6 191              | 2 024                    | 536                             | 156   |
| 7534, 5, 9      | Other automotive repair shops-----  | 11                 | 11                 | 11                                      | 11                    | 23                          | 5 078              | 1 352                    | 294                             | 106   |
| 754             | Automotive services, except repair-----                                   | 11                 | 11                 | 11                                      | 11                    | 10                          | (D)                | (D)                      | (D)                             | (D)   |
| 76              | <b>Miscellaneous repair services</b> -----                                | 11                 | 11                 | 11                                      | 11                    | 51                          | 10 978             | 3 130                    | 764                             | 225   |
| 762             | Electrical and electronic repair shops-----                               | 11                 | 11                 | 11                                      | 11                    | 13                          | 2 225              | 692                      | 162                             | 58  |
| 7622            | Radio and TV repair shops-----  | 11                 | 11                 | 11                                      | 11                    | 8                           | 1 452              | 384                      | 97                              | 31  |
| 7623, 9         | Other electrical and electronic repair shops-----                         | 11                 | 11                 | 11                                      | 11                    | 5                           | 773                | 308                      | 65                              | 27  |
| 764             | Reupholstery and furniture repair-----                                    | 11                 | 11                 | 11                                      | 11                    | 4                           | 298                | 64                       | 14                              | 7   |
| 763, 9          | Other repair shops and related services-----                              | 11                 | 11                 | 11                                      | 11                    | 34                          | 8 455              | 2 374                    | 588                             | 160   |
| 78, 79          | <b>Amusement and recreation services, including motion pictures</b> ----- | 11                 | 11                 | 11                                      | 11                    | 66                          | 13 719             | 3 204                    | 758                             | 471   |
| 781, 2          | Motion picture production, distribution, and services-----                | 11                 | 11                 | 11                                      | 11                    | -                           | -                  | -                        | -                               | -   |
| 783             | Motion picture theaters-----  | 11                 | 11                 | 11                                      | 11                    | 10                          | (D)                | (D)                      | (D)                             | (D)   |
| 792             | Producers, orchestras, and entertainers-----                              | 11                 | 11                 | 11                                      | 11                    | 3                           | (D)                | (D)                      | (D)                             | (D)   |
| 793             | Bowling alleys and billiards and pool establishments-----                 | 11                 | 11                 | 11                                      | 11                    | 13                          | (D)                | (D)                      | (D)                             | (D)   |
| 79 ex. 792, 3   | Commercial sports and other amusement and recreation services-----        | 11                 | 11                 | 11                                      | 11                    | 40                          | 7 793              | 2 065                    | 492                             | 277   |
| 80, ex. 806     | <b>Health services, except hospitals</b> -----                            | 11                 | 11                 | 11                                      | 11                    | 493                         | 111 953            | 46 829                   | 11 392                          | 3 427   |
| 801             | Offices of physicians-----  | 11                 | 11                 | 11                                      | 11                    | 204                         | 55 667             | 24 730                   | 5 837                           | 1 063   |
| 802             | Offices of dentists-----  | 11                 | 11                 | 11                                      | 11                    | 151                         | 21 107             | 7 190                    | 1 755                           | 559   |
| 803             | Offices of osteopathic physicians-----                                    | 11                 | 11                 | 11                                      | 11                    | 7                           | 1 188              | 597                      | 142                             | 34  |
| 8041            | Offices of chiropractors-----   | 11                 | 11                 | 11                                      | 11                    | 34                          | 4 625              | 1 198                    | 267                             | 98  |
| 8042            | Offices of optometrists-----  | 11                 | 11                 | 11                                      | 11                    | 23                          | 2 830              | 540                      | 126                             | 59  |
| 805             | Nursing and personal care facilities-----                                 | 11                 | 11                 | 11                                      | 11                    | 25                          | 17 042             | 8 586                    | 2 338                           | 1 334   |
| 8049, 807, 8, 9 | Other health services-----  | 11                 | 11                 | 11                                      | 11                    | 49                          | 9 494              | 3 988                    | 927                             | 280   |
| 81              | <b>Legal services</b> -----   | 11                 | 11                 | 11                                      | 11                    | 136                         | 22 370             | 7 262                    | 1 892                           | 544   |
| 823, 4, 9       | <b>Selected educational services</b> -----                                | 11                 | 11                 | 11                                      | 11                    | 13                          | 2 379              | 667                      | 141                             | 79  |
| 891             | <b>Engineering, architectural, and surveying services</b> -----           | 11                 | 11                 | 11                                      | 11                    | 27                          | 6 846              | 2 436                    | 706                             | 147   |
| 893             | <b>Accounting, auditing, and bookkeeping services</b> -----               | 11                 | 11                 | 11                                      | 11                    | 69                          | 13 429             | 5 578                    | 1 378                           | 369   |
| 83, 892, 9      | <b>Social and other services</b> -----                                    | 11                 | 11                 | 11                                      | 11                    | 70                          | 6 959              | 2 468                    | 645                             | 437   |
| 83              | Social services-----  | 11                 | 11                 | 11                                      | 11                    | 67                          | 6 473              | 2 346                    | 616                             | 423   |
| 892, 9          | Other services-----   | 11                 | 11                 | 11                                      | 11                    | 3                           | 486                | 122                      | 29                              | 14  |



Table 4b. **Summary Statistics for Firms Exempt From Federal Income Tax for Standard Metropolitan Statistical Areas: 1982**

[Includes only establishments with payroll. For meaning of abbreviations and symbols, see introductory text. For explanation of terms and comparability of 1977 and 1982 censuses, see appendix A. For definitions of SMSA's, see appendix D]

| SIC code                           | Geographic area and kind of business or operation                       | Establishments (number) | Revenue (\$1,000) | Annual payroll (\$1,000) | First quarter payroll (\$1,000) | Paid employees for pay period including March 12 (number) |
|------------------------------------|---|-------------------------|-------------------|--------------------------|---------------------------------|---|
| <b>EUGENE-SPRINGFIELD SMSA</b>     |   |                         |                   |                          |                                 |   |
|                                    | Total .....   | 241                     | 48 014            | 19 844                   | 4 783                           | 2 515   |
| 7011 pt.,<br>7032, 704             | Hotels, camps, and membership lodging .....                             | 25                      | 2 087             | 367                      | 96                              | 99  |
| 7391, 2, 7                         | Research, testing, and consulting services .....                        | 5                       | 318               | 139                      | 31                              | 8   |
| 792, 7997,<br>7999 pt.,<br>84      | Selected amusement, recreation, and related services .....              | 18                      | 2 950             | 1 511                    | 336                             | 209   |
| 805, 8, 9                          | Selected health services .....  | 9                       | (D)               | (D)                      | (D)                             | (D)   |
| 805                                | Nursing and personal care facilities .....                              | 2                       | (D)               | (D)                      | (D)                             | (D)   |
| 808                                | Outpatient care facilities .....  | 5                       | 2 115             | 1 165                    | 297                             | 88  |
| 809                                | Health and allied services, n.e.c. ....                                 | 2                       | (D)               | (D)                      | (D)                             | (D)   |
| 81                                 | Legal aid societies and similar legal services .....                    | 2                       | (D)               | (D)                      | (D)                             | (D)   |
| 823, 4, 9                          | Selected educational services .....                                     | 5                       | (D)               | (D)                      | (D)                             | (D)   |
| 83                                 | Social services .....   | 85                      | 19 491            | 7 077                    | 1 689                           | 1 031   |
| 835                                | Child day care services .....   | 26                      | 924               | 551                      | 148                             | 143   |
| 832, 3, 6, 9                       | Other social services .....   | 59                      | 18 567            | 6 526                    | 1 541                           | 888   |
| 861, 2, 4, 9                       | Selected membership organizations .....                                 | 87                      | 12 507            | 4 857                    | 1 202                           | 634   |
| 861                                | Business associations .....   | 23                      | 3 232             | 1 501                    | 375                             | 87  |
| 864                                | Civic, social, and fraternal associations .....                         | 49                      | 7 520             | 2 722                    | 674                             | 489   |
| 862, 9                             | Other membership organizations .....                                    | 15                      | 1 755             | 634                      | 153                             | 58  |
| 892                                | Noncommercial educational, scientific, and research organizations ..... | 5                       | (D)               | (D)                      | (D)                             | (D)   |
| <b>MEDFORD SMSA</b>                |   |                         |                   |                          |                                 |   |
|                                    | Total .....   | 88                      | 18 154            | 7 739                    | 2 006                           | 1 012   |
| 7011 pt.,<br>7032, 704             | Hotels, camps, and membership lodging .....                             | -                       | -                 | -                        | -                               | -   |
| 7391, 2, 7                         | Research, testing, and consulting services .....                        | 1                       | (D)               | (D)                      | (D)                             | (D)   |
| 792, 7997,<br>7999 pt.,<br>84      | Selected amusement, recreation, and related services .....              | 5                       | (D)               | (D)                      | (D)                             | (D)   |
| 805, 8, 9                          | Selected health services .....  | 7                       | (D)               | (D)                      | (D)                             | (D)   |
| 805                                | Nursing and personal care facilities .....                              | 1                       | (D)               | (D)                      | (D)                             | (D)   |
| 808                                | Outpatient care facilities .....  | 4                       | 221               | 132                      | 32                              | 13  |
| 809                                | Health and allied services, n.e.c. ....                                 | 2                       | (D)               | (D)                      | (D)                             | (D)   |
| 81                                 | Legal aid societies and similar legal services .....                    | -                       | -                 | -                        | -                               | -   |
| 823, 4, 9                          | Selected educational services .....                                     | 1                       | (D)               | (D)                      | (D)                             | (D)   |
| 83                                 | Social services .....   | 41                      | 7 714             | 3 689                    | 919                             | 487   |
| 835                                | Child day care services .....   | 10                      | (D)               | (D)                      | (D)                             | (D)   |
| 832, 3, 6, 9                       | Other social services .....   | 31                      | (D)               | (D)                      | (D)                             | (D)   |
| 861, 2, 4, 9                       | Selected membership organizations .....                                 | 33                      | 4 140             | 1 535                    | 370                             | 218   |
| 861                                | Business associations .....   | 7                       | 781               | 327                      | 79                              | 13  |
| 864                                | Civic, social, and fraternal associations .....                         | 22                      | 2 676             | 960                      | 236                             | 184   |
| 862, 9                             | Other membership organizations .....                                    | 4                       | 683               | 248                      | 55                              | 21  |
| 892                                | Noncommercial educational, scientific, and research organizations ..... | -                       | -                 | -                        | -                               | -   |
| <b>PORTLAND, OREG.-WASH., SMSA</b> |   |                         |                   |                          |                                 |   |
|                                    | Total .....   | 935                     | 366 370           | 161 035                  | 38 476                          | 14 943  |
| 7011 pt.,<br>7032, 704             | Hotels, camps, and membership lodging .....                             | 12                      | 933               | 309                      | 49                              | 33  |
| 7011 pt.<br>7032                   | Hotels .....  | -                       | -                 | -                        | -                               | -   |
| 704                                | Sporting and recreational camps .....                                   | 8                       | (D)               | (D)                      | (D)                             | (D)   |
|                                    | Organization hotels and lodging houses, on membership basis .....       | 4                       | (D)               | (D)                      | (D)                             | (D)   |
| 7391, 2, 7                         | Research, testing, and consulting services .....                        | 6                       | (D)               | (D)                      | (D)                             | (D)   |
| 7391                               | Research and development laboratories .....                             | -                       | -                 | -                        | -                               | -   |
| 7392                               | Management, consulting, and public relations services .....             | 5                       | (D)               | (D)                      | (D)                             | (D)   |
| 7397                               | Testing laboratories and facilities .....                               | 1                       | (D)               | (D)                      | (D)                             | (D)   |

**Table 4b. Summary Statistics for Firms Exempt From Federal Income Tax for Standard Metropolitan Statistical Areas: 1982—Con.**

[Includes only establishments with payroll. For meaning of abbreviations and symbols, see introductory text. For explanation of terms and comparability of 1977 and 1982 censuses, see appendix A. For definitions of SMSA's, see appendix D]

| SIC code                                | Geographic area and kind of business or operation  | Establishments (number) | Revenue (\$1,000) | Annual payroll (\$1,000) | First quarter payroll (\$1,000) | Paid employees for pay period including March 12 (number) |
|---|--|-------------------------|-------------------|--------------------------|---------------------------------|---|
| <b>PORTLAND, OREG.-WASH., SMSA—Con.</b> |  |                         |                   |                          |                                 |   |
| 792, 7997, 7999 pt., 84                 | Selected amusement, recreation, and related services .....                               | 58                      | 31 618            | 13 950                   | 3 560                           | 1 541   |
| 792                                     | Producers, orchestras, and entertainers .....  | 17                      | (D)               | (D)                      | (D)                             | (D)   |
| 7922                                    | Theatrical producers (except motion picture) and miscellaneous theatrical services ..... | 10                      | 1 047             | 575                      | 133                             | 58  |
| 7929                                    | Bands, orchestras, actors, and other entertainers and entertainment groups .....         | 7                       | (D)               | (D)                      | (D)                             | (D)   |
| 7999 pt., 84                            | Museums, art galleries, and botanical and zoological gardens .....                       | 14                      | 9 541             | 3 707                    | 955                             | 407   |
| 7999 pt.                                | Commercial museums, art galleries, and botanical and zoological gardens .....            | 3                       | (D)               | (D)                      | (D)                             | (D)   |
| 84                                      | Noncommercial museums, art galleries, and botanical and zoological gardens .....         | 11                      | (D)               | (D)                      | (D)                             | (D)   |
| 8411                                    | Noncommercial museums and art galleries .....  | 10                      | 6 286             | 2 347                    | 607                             | 255   |
| 8421                                    | Noncommercial arboreta, botanical and zoological gardens .....                           | 1                       | (D)               | (D)                      | (D)                             | (D)   |
| 7997                                    | Membership sports and recreation clubs .....   | 25                      | 14 940            | 7 022                    | 1 740                           | 722   |
| 7999 pt.                                | Fairs .....  | 2                       | (D)               | (D)                      | (D)                             | (D)   |
| 805, 8, 9                               | Selected health services .....   | 58                      | 78 396            | 45 981                   | 10 586                          | 3 760   |
| 805                                     | Nursing and personal care facilities .....   | 20                      | (D)               | (D)                      | (D)                             | (D)   |
| 8051                                    | Skilled nursing care facilities .....  | 9                       | 19 549            | 10 489                   | 2 486                           | 1 137   |
| 8059                                    | Nursing and personal care facilities, n.e.c. ....  | 11                      | (D)               | (D)                      | (D)                             | (D)   |
| 808                                     | Outpatient care facilities .....   | 35                      | 43 460            | 27 010                   | 6 020                           | 1 676   |
| 809                                     | Health and allied services, n.e.c. ....  | 3                       | (D)               | (D)                      | (D)                             | (D)   |
| 81                                      | Legal aid societies and similar legal services .....                                     | 9                       | 2 549             | 1 666                    | 403                             | 114   |
| 823, 4, 9                               | Selected educational services .....  | 46                      | 13 248            | 5 131                    | 1 279                           | 489   |
| 823                                     | Libraries and information centers .....  | 18                      | (D)               | (D)                      | (D)                             | (D)   |
| 824                                     | Correspondence schools and vocational schools .....                                      | 12                      | (D)               | (D)                      | (D)                             | (D)   |
| 8241, 9                                 | Correspondence and vocational schools, except vocational high schools, n.e.c. ....       | 12                      | (D)               | (D)                      | (D)                             | (D)   |
| 8243, 4                                 | Data processing, business, and secretarial schools .....                                 | -                       | -                 | -                        | -                               | -   |
| 829                                     | Schools and educational services, n.e.c. ....  | 16                      | 2 478             | 1 210                    | 295                             | 147   |
| 83                                      | Social services .....  | 375                     | 124 070           | 49 685                   | 11 810                          | 5 230   |
| 835                                     | Child day care services .....  | 102                     | 7 888             | 4 801                    | 1 112                           | 711   |
| 832, 3, 6, 9                            | Other social services .....  | 273                     | 116 182           | 44 884                   | 10 698                          | 4 519   |
| 832                                     | Individual and family social services .....  | 129                     | 45 600            | 20 728                   | 4 946                           | 1 924   |
| 833                                     | Job training and vocational rehabilitation services .....                                | 22                      | 7 351             | 5 041                    | 1 170                           | 738   |
| 836                                     | Residential care .....   | 60                      | 25 627            | 11 989                   | 2 876                           | 1 270   |
| 839                                     | Social services, n.e.c. ....   | 62                      | 37 604            | 7 126                    | 1 706                           | 587   |
| 861, 2, 4, 9                            | Selected membership organizations .....  | 360                     | 94 684            | 33 438                   | 8 103                           | 3 178   |
| 861                                     | Business associations .....  | 105                     | 31 168            | 12 564                   | 3 140                           | 625   |
| 864                                     | Civic, social, and fraternal associations .....  | 171                     | 36 167            | 12 544                   | 3 047                           | 1 887   |
| 862, 9                                  | Other membership organizations .....   | 84                      | 27 349            | 8 330                    | 1 916                           | 666   |
| 862                                     | Professional membership organizations .....  | 33                      | 10 865            | 3 946                    | 969                             | 253   |
| 869                                     | Membership organizations, n.e.c. ....  | 51                      | 16 484            | 4 384                    | 947                             | 413   |
| 892                                     | Noncommercial educational, scientific, and research organizations .....                  | 11                      | (D)               | (D)                      | (D)                             | (D)   |
| <b>SALEM SMSA</b>                       |  |                         |                   |                          |                                 |   |
| Total .....                             |  | 184                     | 43 164            | 20 800                   | 4 977                           | 2 666   |
| 7011 pt., 7032, 704                     | Hotels, camps, and membership lodging .....  | 2                       | (D)               | (D)                      | (D)                             | (D)   |
| 7391, 2, 7                              | Research, testing, and consulting services .....   | -                       | -                 | -                        | -                               | -   |
| 792, 7997, 7999 pt., 84                 | Selected amusement, recreation, and related services .....                               | 12                      | 4 502             | 1 544                    | 227                             | 163   |
| 805, 8, 9                               | Selected health services .....   | 15                      | 7 888             | 5 008                    | 1 218                           | 535   |
| 805                                     | Nursing and personal care facilities .....   | 5                       | 4 703             | 2 653                    | 696                             | 352   |
| 808                                     | Outpatient care facilities .....   | 10                      | 3 185             | 2 355                    | 522                             | 183   |
| 809                                     | Health and allied services, n.e.c. ....  | -                       | -                 | -                        | -                               | -   |
| 81                                      | Legal aid societies and similar legal services .....                                     | 2                       | (D)               | (D)                      | (D)                             | (D)   |
| 823, 4, 9                               | Selected educational services .....  | 3                       | 71                | 33                       | 8                               | 13  |
| 83                                      | Social services .....  | 68                      | 16 089            | 8 603                    | 2 162                           | 1 321   |
| 835                                     | Child day care services .....  | 16                      | (D)               | (D)                      | (D)                             | (D)   |
| 832, 3, 6, 9                            | Other social services .....  | 52                      | (D)               | (D)                      | (D)                             | (D)   |
| 861, 2, 4, 9                            | Selected membership organizations .....  | 82                      | 14 168            | 5 364                    | 1 292                           | 607   |
| 861                                     | Business associations .....  | 18                      | 4 177             | 1 422                    | 364                             | 93  |
| 864                                     | Civic, social, and fraternal associations .....  | 40                      | 5 667             | 2 217                    | 502                             | 354   |
| 862, 9                                  | Other membership organizations .....   | 24                      | 4 324             | 1 725                    | 426                             | 160   |
| 892                                     | Noncommercial educational, scientific, and research organizations .....                  | -                       | -                 | -                        | -                               | -   |



**Table 5a. Summary Statistics for Firms Subject to Federal Income Tax for the Area Outside Standard Metropolitan Statistical Areas: 1982**

[For meaning of abbreviations and symbols, see introductory text. For explanation of terms and comparability of 1977 and 1982 censuses, see appendix A. For definitions of SMSA's, see appendix D]

| SIC code            | Kind of business or operation                                   | All establishments |                    |   |                       | Establishments with payroll |                    |                          |                                 |   |
|---------------------|---|--------------------|--------------------|---|-----------------------|-----------------------------|--------------------|--------------------------|---------------------------------|---|
|                     |   | Number             | Receipts (\$1,000) | Unincorporated businesses or operations |                       | Number                      | Receipts (\$1,000) | Annual payroll (\$1,000) | First quarter payroll (\$1,000) | Paid employees for pay period including March 12 (number) |
|                     |   |                    |                    | Individual proprietorships (number)     | Partnerships (number) |                             |                    |                          |                                 |   |
|                     | <b>Total</b> .....  | ††                 | ††                 | ††                                      | ††                    | 4 897                       | 885 746            | 304 615                  | 75 881                          | 27 877  |
| 70                  | <b>Hotels, motels, and other lodging places</b> .....           | ††                 | ††                 | ††                                      | ††                    | 434                         | 109 997            | 27 135                   | 6 018                           | 4 474   |
| 7011                | Hotels, motor hotels, and motels.....                           | ††                 | ††                 | ††                                      | ††                    | 383                         | (D)                | (D)                      | (D)                             | (D)   |
| 7011 pt.            | Hotels.....   | ††                 | ††                 | ††                                      | ††                    | 68                          | (D)                | (D)                      | (D)                             | (D)   |
| 7011 pt.            | Hotels, 25 guestrooms or more.....                              | **                 | **                 | **                                      | **                    | 28                          | (D)                | (D)                      | (D)                             | (D)   |
| 7011 pt.            | Hotels, less than 25 guestrooms.....                            | **                 | **                 | **                                      | **                    | 40                          | 3 222              | 488                      | 128                             | 141   |
| 7011 pt.            | Motels, motor hotels, and tourist courts.....                   | ††                 | ††                 | ††                                      | ††                    | 315                         | (D)                | (D)                      | (D)                             | (D)   |
| 7011 pt.            | Motels, tourist courts.....                                     | **                 | **                 | **                                      | **                    | 286                         | (D)                | (D)                      | (D)                             | (D)   |
| 7011 pt.            | Motor hotels.....   | **                 | **                 | **                                      | **                    | 29                          | (D)                | (D)                      | (D)                             | (D)   |
| 702, 3, 4           | Other lodging places.....                                       | ††                 | ††                 | ††                                      | ††                    | 51                          | (D)                | (D)                      | (D)                             | (D)   |
| 703                 | Trailing parks and camps.....                                   | ††                 | ††                 | ††                                      | ††                    | 37                          | 3 407              | 426                      | 86                              | 88  |
| 702, 4              | Rooming, boarding, and membership lodging.....                  | ††                 | ††                 | ††                                      | ††                    | 14                          | (D)                | (D)                      | (D)                             | (D)   |
| 72                  | <b>Personal services</b> .....                                  | ††                 | ††                 | ††                                      | ††                    | 623                         | 51 632             | 16 649                   | 4 023                           | 2 327   |
| 721                 | Laundry, cleaning, and garment services.....                    | ††                 | ††                 | ††                                      | ††                    | 138                         | 16 199             | 5 324                    | 1 328                           | 662   |
| 7215                | Coin-operated laundries and dry cleaning.....                   | ††                 | ††                 | ††                                      | ††                    | 41                          | (D)                | (D)                      | (D)                             | (D)   |
| 721 ex.             | Other laundry, cleaning, and garment services.....              | ††                 | ††                 | ††                                      | ††                    | 97                          | (D)                | (D)                      | (D)                             | (D)   |
| 7215                | Power laundries, family and commercial*.....                    | **                 | **                 | **                                      | **                    | 4                           | 825                | 353                      | 91                              | 57  |
| 7216                | Dry-cleaning plants, except rug cleaning*.....                  | **                 | **                 | **                                      | **                    | 54                          | 3 822              | 1 067                    | 254                             | 174   |
| Other 721           | Laundry and cleaning services, n.e.c.*.....                     | **                 | **                 | **                                      | **                    | 39                          | (D)                | (D)                      | (D)                             | (D)   |
| 7212                | Garment pressing and agents for laundries and dry cleaners..... | **                 | **                 | **                                      | **                    | 2                           | (D)                | (D)                      | (D)                             | (D)   |
| 7213                | Linen supply*.....  | **                 | **                 | **                                      | **                    | 5                           | (D)                | (D)                      | (D)                             | (D)   |
| 7217                | Carpet and upholstery cleaning.....                             | **                 | **                 | **                                      | **                    | 19                          | 1 207              | 442                      | 96                              | 63  |
| 7218                | Industrial laundries*.....                                      | **                 | **                 | **                                      | **                    | 7                           | 5 399              | 2 027                    | 487                             | 160   |
| 7214, 9             | Other laundry, garment services, including diaper*.....         | **                 | **                 | **                                      | **                    | 6                           | 105                | 47                       | 15                              | 11  |
| 722                 | Photographic studios, portrait.....                             | ††                 | ††                 | ††                                      | ††                    | 38                          | 2 620              | 546                      | 131                             | 99  |
| 723, 4              | Beauty and barber shops.....                                    | ††                 | ††                 | ††                                      | ††                    | 319                         | 17 259             | 7 202                    | 1 672                           | 1 117   |
| 723                 | Beauty shops.....   | ††                 | ††                 | ††                                      | ††                    | 300                         | (D)                | (D)                      | (D)                             | (D)   |
| 724                 | Barber shops.....   | ††                 | ††                 | ††                                      | ††                    | 19                          | (D)                | (D)                      | (D)                             | (D)   |
| 725                 | Shoe repair, shoe shine, and hat-cleaning shops.....            | ††                 | ††                 | ††                                      | ††                    | 8                           | 162                | 30                       | 5                               | 5   |
| 726                 | Funeral service and crematories.....                            | ††                 | ††                 | ††                                      | ††                    | 57                          | 11 400             | 2 411                    | 531                             | 180   |
| 729                 | Miscellaneous personal services.....                            | ††                 | ††                 | ††                                      | ††                    | 63                          | 3 992              | 1 136                    | 356                             | 264   |
| 73                  | <b>Business services</b> .....                                  | ††                 | ††                 | ††                                      | ††                    | 475                         | 76 814             | 26 472                   | 6 465                           | 2 645   |
| 731                 | Advertising.....  | ††                 | ††                 | ††                                      | ††                    | 15                          | (D)                | (D)                      | (D)                             | (D)   |
| 7311                | Advertising agencies.....                                       | **                 | **                 | **                                      | **                    | 11                          | 1 192              | 478                      | 113                             | 24  |
| 7312                | Outdoor advertising services.....                               | **                 | **                 | **                                      | **                    | 2                           | (D)                | (D)                      | (D)                             | (D)   |
| 7313                | Radio, TV, publishers' advertising representatives.....         | **                 | **                 | **                                      | **                    | -                           | -                  | -                        | -                               | -   |
| 7319                | Advertising, n.e.c.....   | **                 | **                 | **                                      | **                    | 2                           | (D)                | (D)                      | (D)                             | (D)   |
| 734                 | Services to dwellings and other buildings.....                  | ††                 | ††                 | ††                                      | ††                    | 121                         | (D)                | (D)                      | (D)                             | (D)   |
| 7341                | Window cleaning.....  | **                 | **                 | **                                      | **                    | 2                           | (D)                | (D)                      | (D)                             | (D)   |
| 7342                | Disinfecting and exterminating services.....                    | **                 | **                 | **                                      | **                    | 10                          | (D)                | (D)                      | (D)                             | (D)   |
| 7349                | Cleaning and maintenance services, n.e.c.....                   | **                 | **                 | **                                      | **                    | 109                         | 6 257              | 2 456                    | 615                             | 544   |
| 737                 | Computer and data processing services.....                      | ††                 | ††                 | ††                                      | ††                    | 33                          | 15 241             | 4 303                    | 1 344                           | 241   |
| 7372                | Computer programming and other software services.....           | **                 | **                 | **                                      | **                    | 14                          | 11 575             | 3 252                    | 954                             | 160   |
| 7374                | Data processing services.....                                   | **                 | **                 | **                                      | **                    | 14                          | 3 259              | 941                      | 362                             | 69  |
| 7379                | Computer related services, n.e.c.....                           | **                 | **                 | **                                      | **                    | 5                           | 407                | 110                      | 28                              | 12  |
| 7392                | Management, consulting, and public relations services.....      | ††                 | ††                 | ††                                      | ††                    | 60                          | 9 764              | 3 720                    | 678                             | 211   |
| 7394                | Equipment rental and leasing services.....                      | ††                 | ††                 | ††                                      | ††                    | 63                          | 15 595             | 3 467                    | 765                             | 280   |
| Other 73            | Other business services.....                                    | ††                 | ††                 | ††                                      | ††                    | 183                         | 26 800             | 11 540                   | 2 831                           | 1 297   |
| 732                 | Credit reporting, collection agencies.....                      | **                 | **                 | **                                      | **                    | 44                          | (D)                | (D)                      | (D)                             | (D)   |
| 7331                | Direct mail advertising services.....                           | **                 | **                 | **                                      | **                    | 1                           | (D)                | (D)                      | (D)                             | (D)   |
| 7332                | Blueprinting and photocopying services.....                     | **                 | **                 | **                                      | **                    | 4                           | 386                | 82                       | 13                              | 14  |
| 7333                | Commercial photography, art, and graphics.....                  | **                 | **                 | **                                      | **                    | 9                           | (D)                | (D)                      | (D)                             | (D)   |
| 7339                | Stenographic services; and reproduction services, n.e.c.....    | **                 | **                 | **                                      | **                    | 7                           | (D)                | (D)                      | (D)                             | (D)   |
| 736                 | Personnel supply services.....                                  | **                 | **                 | **                                      | **                    | 14                          | 750                | 383                      | 91                              | 69  |
| 7361                | Employment agencies.....  | **                 | **                 | **                                      | **                    | 9                           | (D)                | (D)                      | (D)                             | (D)   |
| 7362                | Help supply services.....                                       | **                 | **                 | **                                      | **                    | 5                           | (D)                | (D)                      | (D)                             | (D)   |
| 7369                | Facilities management services.....                             | **                 | **                 | **                                      | **                    | -                           | -                  | -                        | -                               | -   |
| 7391                | Research and development laboratories.....                      | **                 | **                 | **                                      | **                    | 10                          | 3 310              | 1 370                    | 381                             | 70  |
| 7397                | Testing laboratories and facilities.....                        | **                 | **                 | **                                      | **                    | 4                           | 458                | 193                      | 63                              | 15  |
| 7393                | Detective agencies and protective services.....                 | **                 | **                 | **                                      | **                    | 25                          | (D)                | (D)                      | (D)                             | (D)   |
| 7395                | Photofinishing laboratories*.....                               | **                 | **                 | **                                      | **                    | 10                          | 1 182              | 264                      | 57                              | 30  |
| 7399 pt.            | Sign painting shops.....  | **                 | **                 | **                                      | **                    | 1                           | (D)                | (D)                      | (D)                             | (D)   |
| 7399 pt.            | Interior designing.....   | **                 | **                 | **                                      | **                    | 2                           | (D)                | (D)                      | (D)                             | (D)   |
| 7399 pt.            | Telephone answering services.....                               | **                 | **                 | **                                      | **                    | 16                          | 1 440              | 653                      | 182                             | 129   |
| 735, 7396, 7399 pt. | Other business services, n.e.c.....                             | **                 | **                 | **                                      | **                    | 36                          | 5 024              | 1 930                    | 465                             | 176   |
| 75                  | <b>Automotive repair, services, and garages</b> .....           | ††                 | ††                 | ††                                      | ††                    | 404                         | 71 975             | 16 707                   | 3 937                           | 1 372   |
| 751                 | Automotive rental and leasing, without drivers.....             | ††                 | ††                 | ††                                      | ††                    | 14                          | 2 973              | 585                      | 129                             | 58  |
| 752                 | Automobile parking.....   | ††                 | ††                 | ††                                      | ††                    | 1                           | (D)                | (D)                      | (D)                             | (D)   |
| 7523                | Parking lots.....   | **                 | **                 | **                                      | **                    | 1                           | (D)                | (D)                      | (D)                             | (D)   |
| 7525                | Parking structures.....   | **                 | **                 | **                                      | **                    | -                           | -                  | -                        | -                               | -   |

**Table 5a. Summary Statistics for Firms Subject to Federal Income Tax for the Area Outside Standard Metropolitan Statistical Areas: 1982—Con.**

[For meaning of abbreviations and symbols, see introductory text. For explanation of terms and comparability of 1977 and 1982 censuses, see appendix A. For definitions of SMSA's, see appendix D.]

| SIC code         | Kind of business or operation   | All establishments |                    |   |                       | Establishments with payroll |                    |                          |                                 |   |
|------------------|---|--------------------|--------------------|---|-----------------------|-----------------------------|--------------------|--------------------------|---------------------------------|---|
|                  |   | Number             | Receipts (\$1,000) | Unincorporated businesses or operations |                       | Number                      | Receipts (\$1,000) | Annual payroll (\$1,000) | First quarter payroll (\$1,000) | Paid employees for pay period including March 12 (number) |
|                  |   |                    |                    | Individual proprietorships (number)     | Partnerships (number) |                             |                    |                          |                                 |   |
| 75               | <b>Automotive repair, services, and garages—Con.</b>                                    |                    |                    |   |                       |                             |                    |                          |                                 |   |
| 753              | Automotive repair shops.....  | ††                 | ††                 | ††                                      | ††                    | 356                         | 66 426             | 15 458                   | 3 650                           | 1 188   |
| 7538             | General automotive repair shops.....  | ††                 | ††                 | ††                                      | ††                    | 169                         | 30 463             | 6 351                    | 1 460                           | 497   |
| 7538 pt.         | General automotive repair shops, except diesel.....                                     | **                 | **                 | **                                      | **                    | 148                         | (D)                | (D)                      | (D)                             | (D)   |
| 7538 pt.         | Diesel repair shops.....  | **                 | **                 | **                                      | **                    | 21                          | (D)                | (D)                      | (D)                             | (D)   |
| 7531             | Top and body repair shops.....  | ††                 | ††                 | ††                                      | ††                    | 88                          | 14 055             | 3 851                    | 1 009                           | 303   |
| 7534, 5, 9       | Other automotive repair shops.....  | ††                 | ††                 | ††                                      | ††                    | 99                          | 21 908             | 5 256                    | 1 181                           | 388   |
| 7534             | Tire retreading and repair shops.....   | **                 | **                 | **                                      | **                    | 5                           | (D)                | (D)                      | (D)                             | (D)   |
| 7535             | Paint shops.....  | **                 | **                 | **                                      | **                    | 6                           | 448                | 110                      | 18                              | 13  |
| 7539 pt.         | Auto electrical and fuel system services.....   | **                 | **                 | **                                      | **                    | 10                          | 1 095              | 255                      | 66                              | 27  |
| 7539 pt.         | Radiator repair.....  | **                 | **                 | **                                      | **                    | 13                          | 1 280              | 299                      | 67                              | 24  |
| 7539 pt.         | Glass replacement and repair.....   | **                 | **                 | **                                      | **                    | 11                          | 2 259              | 656                      | 167                             | 35  |
| 7539 pt.         | Brake, front end, and wheel alignment.....  | **                 | **                 | **                                      | **                    | 14                          | (D)                | (D)                      | (D)                             | (D)   |
| 7539 pt.         | Exhaust system services (muffler shops).....  | **                 | **                 | **                                      | **                    | 9                           | 998                | 287                      | 64                              | 32  |
| 7539 pt.         | Transmission repair shops.....  | **                 | **                 | **                                      | **                    | 26                          | 3 107              | 773                      | 185                             | 71  |
| 7539 pt.         | Other automotive repair shops, n.e.c.....   | **                 | **                 | **                                      | **                    | 5                           | 381                | 82                       | 21                              | 9   |
| 754              | Automotive services, except repair.....   | ††                 | ††                 | ††                                      | ††                    | 33                          | (D)                | (D)                      | (D)                             | (D)   |
| 7542             | Car washes.....   | **                 | **                 | **                                      | **                    | 22                          | (D)                | (D)                      | (D)                             | (D)   |
| 7549             | Other automotive services.....  | **                 | **                 | **                                      | **                    | 11                          | 1 442              | 353                      | 86                              | 48  |
| 76               | <b>Miscellaneous repair services.....</b>   | ††                 | ††                 | ††                                      | ††                    | 209                         | 25 206             | 6 108                    | 1 421                           | 559   |
| 762              | Electrical and electronic repair shops.....   | ††                 | ††                 | ††                                      | ††                    | 59                          | 6 163              | 1 609                    | 388                             | 156   |
| 7622             | Radio and TV repair shops.....  | ††                 | ††                 | ††                                      | ††                    | 31                          | 3 173              | 840                      | 215                             | 84  |
| 7623, 9          | Other electrical and electronic repair shops.....                                       | ††                 | ††                 | ††                                      | ††                    | 28                          | 2 990              | 769                      | 173                             | 72  |
| 7623             | Refrigeration and air-conditioning repair shops.....                                    | **                 | **                 | **                                      | **                    | 10                          | 1 134              | 354                      | 85                              | 28  |
| 7629             | Electrical and electronic repair shops, n.e.c.....                                      | **                 | **                 | **                                      | **                    | 18                          | 1 856              | 415                      | 88                              | 44  |
| 764              | Reupholstery and furniture repair.....  | ††                 | ††                 | ††                                      | ††                    | 28                          | 1 976              | 497                      | 107                             | 54  |
| 763, 9           | Other repair shops and related services.....  | ††                 | ††                 | ††                                      | ††                    | 122                         | 17 067             | 4 002                    | 926                             | 349   |
| 763              | Watch, clock, and jewelry repair.....   | **                 | **                 | **                                      | **                    | -                           | (D)                | (D)                      | (D)                             | (D)   |
| 769              | Miscellaneous repair and related services.....  | **                 | **                 | **                                      | **                    | 122                         | (D)                | (D)                      | (D)                             | (D)   |
| 7692             | Welding repair.....   | **                 | **                 | **                                      | **                    | 24                          | 2 754              | 797                      | 200                             | 77  |
| 7694             | Armature rewinding shops.....   | **                 | **                 | **                                      | **                    | 15                          | 3 785              | 721                      | 182                             | 57  |
| 7699             | Repair shops and related services, n.e.c.....   | **                 | **                 | **                                      | **                    | 83                          | (D)                | (D)                      | (D)                             | (D)   |
| 78, 79           | <b>Amusement and recreation services, including motion pictures.....</b>                | ††                 | ††                 | ††                                      | ††                    | 283                         | 64 878             | 15 724                   | 4 500                           | 2 717   |
| 781, 2           | Motion picture production, distribution, and services.....                              | ††                 | ††                 | ††                                      | ††                    | 1                           | (D)                | (D)                      | (D)                             | (D)   |
| 783              | Motion picture theaters.....  | ††                 | ††                 | ††                                      | ††                    | 68                          | 13 866             | 2 295                    | 511                             | 545   |
| 7832             | Motion picture theaters, except drive-in.....   | **                 | **                 | **                                      | **                    | 53                          | 11 499             | 1 925                    | 452                             | 472   |
| 7833             | Drive-in motion picture theaters.....   | **                 | **                 | **                                      | **                    | 15                          | 2 367              | 370                      | 59                              | 73  |
| 792              | Producers, orchestras, and entertainers.....  | ††                 | ††                 | ††                                      | ††                    | 5                           | 225                | 71                       | 39                              | 16  |
| 7922             | Theatrical producers (except motion picture) and miscellaneous theatrical services..... | **                 | **                 | **                                      | **                    | 1                           | (D)                | (D)                      | (D)                             | (D)   |
| 7929             | Bands, orchestras, actors, and other entertainers and entertainment groups.....         | **                 | **                 | **                                      | **                    | 4                           | (D)                | (D)                      | (D)                             | (D)   |
| 793              | Bowling alleys and billiards and pool establishments.....                               | ††                 | ††                 | ††                                      | ††                    | 46                          | (D)                | (D)                      | (D)                             | (D)   |
| 7932             | Billiard and pool establishments.....   | ††                 | ††                 | ††                                      | ††                    | -                           | -                  | -                        | -                               | -   |
| 7933             | Bowling alleys.....   | ††                 | ††                 | ††                                      | ††                    | 46                          | (D)                | (D)                      | (D)                             | (D)   |
| 79 ex. 792, 3    | Commercial sports and other amusement and recreation services.....                      | ††                 | ††                 | ††                                      | ††                    | 163                         | 42 691             | 11 496                   | 3 429                           | 1 758   |
| 794              | Commercial sports.....  | ††                 | ††                 | ††                                      | ††                    | 5                           | 625                | 125                      | 7                               | 3   |
| 7941             | Professional sports clubs, managers, promoters.....                                     | ††                 | ††                 | ††                                      | ††                    | 1                           | (D)                | (D)                      | (D)                             | (D)   |
| 7948             | Racing, including track operation.....  | ††                 | ††                 | ††                                      | ††                    | 4                           | (D)                | (D)                      | (D)                             | (D)   |
| 79 ex. 792, 3, 4 | Other amusement and recreation services.....  | ††                 | ††                 | ††                                      | ††                    | 158                         | 42 066             | 11 371                   | 3 422                           | 1 755   |
| 791              | Dance halls, studios, and schools.....  | **                 | **                 | **                                      | **                    | 7                           | (D)                | (D)                      | (D)                             | (D)   |
| 7992             | Public golf courses.....  | **                 | **                 | **                                      | **                    | 9                           | 1 421              | 329                      | 54                              | 42  |
| 7993             | Coin-operated amusement device operators.....   | **                 | **                 | **                                      | **                    | 22                          | 4 545              | 1 131                    | 243                             | 89  |
| 7996             | Amusement parks.....  | **                 | **                 | **                                      | **                    | 2                           | (D)                | (D)                      | (D)                             | (D)   |
| 7997             | Membership sports and recreation clubs.....   | **                 | **                 | **                                      | **                    | 47                          | 11 725             | 3 304                    | 723                             | 397   |
| 7999             | Amusement and recreation services, n.e.c.....   | **                 | **                 | **                                      | **                    | 71                          | 22 605             | 6 138                    | 2 318                           | 1 163   |
| 7999 pt.         | Concession operators of amusement devices, rides.....                                   | **                 | **                 | **                                      | **                    | 3                           | (D)                | (D)                      | (D)                             | (D)   |
| 7999 pt.         | Carnivals, circuses, and fairs.....   | **                 | **                 | **                                      | **                    | 2                           | (D)                | (D)                      | (D)                             | (D)   |
| 7999 pt.         | Other commercial recreation and amusements.....   | **                 | **                 | **                                      | **                    | 66                          | 20 378             | 5 679                    | 2 214                           | 1 123   |
| 80, ex. 806      | <b>Health services, except hospitals.....</b>   | ††                 | ††                 | ††                                      | ††                    | 1 497                       | 320 169            | 132 896                  | 32 664                          | 9 437   |
| 801              | Offices of physicians.....  | ††                 | ††                 | ††                                      | ††                    | 662                         | 155 045            | 70 125                   | 17 422                          | 3 244   |
| 802              | Offices of dentists.....  | ††                 | ††                 | ††                                      | ††                    | 458                         | 65 859             | 22 767                   | 5 541                           | 1 812   |
| 803              | Offices of osteopathic physicians.....  | ††                 | ††                 | ††                                      | ††                    | 26                          | 2 726              | 1 248                    | 300                             | 97  |
| 8041             | Offices of chiropractors.....   | ††                 | ††                 | ††                                      | ††                    | 79                          | 7 990              | 1 942                    | 440                             | 180   |
| 8042             | Offices of optometrists.....  | ††                 | ††                 | ††                                      | ††                    | 92                          | 10 202             | 1 777                    | 421                             | 219   |
| 805              | Nursing and personal care facilities.....   | ††                 | ††                 | ††                                      | ††                    | 54                          | 47 279             | 22 833                   | 5 522                           | 3 125   |
| 8049, 807, 8, 9  | Other health services.....  | ††                 | ††                 | ††                                      | ††                    | 126                         | 31 068             | 12 204                   | 3 018                           | 760   |
| 807              | Medical and dental laboratories.....  | ††                 | ††                 | ††                                      | ††                    | 55                          | 9 136              | 3 414                    | 856                             | 254   |
| 8071             | Medical laboratories.....   | ††                 | ††                 | ††                                      | ††                    | 21                          | (D)                | (D)                      | (D)                             | (D)   |
| 8072             | Dental laboratories.....  | ††                 | ††                 | ††                                      | ††                    | 34                          | (D)                | (D)                      | (D)                             | (D)   |
| 8049, 808, 9     | Other health services, n.e.c.....   | ††                 | ††                 | ††                                      | ††                    | 71                          | 21 932             | 8 790                    | 2 162                           | 506   |
| 81               | <b>Legal services.....</b>  | ††                 | ††                 | ††                                      | ††                    | 399                         | 55 692             | 16 675                   | 3 862                           | 1 280   |



**Table 5a. Summary Statistics for Firms Subject to Federal Income Tax for the Area Outside Standard Metropolitan Statistical Areas: 1982—Con.**

[For meaning of abbreviations and symbols, see introductory text. For explanation of terms and comparability of 1977 and 1982 censuses, see appendix A. For definitions of SMSA's, see appendix D]

| SIC code     | Kind of business or operation                                   | All establishments |                    |   |                       | Establishments with payroll |                    |                          |                                 |   |
|--------------|---|--------------------|--------------------|---|-----------------------|-----------------------------|--------------------|--------------------------|---------------------------------|---|
|              |   | Number             | Receipts (\$1,000) | Unincorporated businesses or operations |                       | Number                      | Receipts (\$1,000) | Annual payroll (\$1,000) | First quarter payroll (\$1,000) | Paid employees for pay period including March 12 (number) |
|              |   |                    |                    | Individual proprietorships (number)     | Partnerships (number) |                             |                    |                          |                                 |   |
| 823, 4, 9    | <b>Selected educational services</b> .....                      | ††                 | ††                 | ††                                      | ††                    | 14                          | (D)                | (D)                      | (D)                             | (D)   |
| 823          | Libraries and information centers .....                         | ..                 | ..                 | ..                                      | ..                    | -                           | -                  | -                        | -                               | -   |
| 824          | Correspondence schools and vocational schools .....             | ..                 | ..                 | ..                                      | ..                    | 7                           | (D)                | (D)                      | (D)                             | (D)   |
| 829          | Schools and educational services, n.e.c. ....                   | ..                 | ..                 | ..                                      | ..                    | 7                           | 94                 | 30                       | 8                               | 8   |
| 891          | <b>Engineering, architectural, and surveying services</b> ..... | ††                 | ††                 | ††                                      | ††                    | 155                         | 51 409             | 24 761                   | 7 309                           | 1 142   |
| 891 pt.      | Architectural services .....                                    | ..                 | ..                 | ..                                      | ..                    | 29                          | 3 352              | 930                      | 256                             | 77  |
| 891 pt.      | Engineering services .....                                      | ..                 | ..                 | ..                                      | ..                    | 57                          | 42 151             | 21 543                   | 6 556                           | 835   |
| 891 pt.      | Surveying services .....  | ..                 | ..                 | ..                                      | ..                    | 69                          | 5 906              | 2 288                    | 497                             | 230   |
| 893          | <b>Accounting, auditing, and bookkeeping services</b> .....     | ††                 | ††                 | ††                                      | ††                    | 291                         | 38 506             | 14 555                   | 4 108                           | 1 179   |
| 83, 892, 9   | <b>Social and other services</b> .....                          | ††                 | ††                 | ††                                      | ††                    | 113                         | (D)                | (D)                      | (D)                             | (D)   |
| 83           | Social services .....   | ..                 | ..                 | ..                                      | ..                    | 95                          | (D)                | (D)                      | (D)                             | (D)   |
| 835          | Child day care services .....                                   | ..                 | ..                 | ..                                      | ..                    | 45                          | (D)                | (D)                      | (D)                             | (D)   |
| 832, 3, 6, 9 | Other social services .....                                     | ..                 | ..                 | ..                                      | ..                    | 50                          | 8 643              | 3 215                    | 635                             | 351   |
| 892, 9       | Other services .....  | ..                 | ..                 | ..                                      | ..                    | 18                          | 1 595              | 373                      | 71                              | 29  |

**Table 5b. Summary Statistics for Firms Exempt From Federal Income Tax for the Area Outside Standard Metropolitan Statistical Areas: 1982**

[Includes only establishments with payroll. For meaning of abbreviations and symbols, see introductory text. For explanation of terms and comparability of 1977 and 1982 censuses, see appendix A. For definitions of SMSA's, see appendix D]

| SIC code                | Kind of business or operation  | Establishments (number) | Revenue (\$1,000) | Annual payroll (\$1,000) | First quarter payroll (\$1,000) | Paid employees for pay period including March 12 (number) |
|-------------------------|--|-------------------------|-------------------|--------------------------|---------------------------------|---|
|                         | <b>Total</b> .....   | 695                     | 95 548            | 41 210                   | 9 766                           | 6 149   |
| 7011 pt., 7032, 704     | <b>Hotels, camps, and membership lodging</b> .....                                       | 44                      | 3 311             | 515                      | 141                             | 174   |
| 7011 pt.                | Hotels .....   | -                       | -                 | -                        | -                               | -   |
| 7032                    | Sporting and recreational camps .....  | 4                       | 92                | 26                       | 3                               | 4   |
| 704                     | Organization hotels and lodging houses, on membership basis .....                        | 40                      | 3 219             | 489                      | 138                             | 170   |
| 7391, 2, 7              | <b>Research, testing, and consulting services</b> .....                                  | 2                       | (D)               | (D)                      | (D)                             | (D)   |
| 7391                    | Research and development laboratories .....  | -                       | -                 | -                        | -                               | -   |
| 7392                    | Management, consulting, and public relations services .....                              | 2                       | (D)               | (D)                      | (D)                             | (D)   |
| 7397                    | Testing laboratories and facilities .....  | -                       | -                 | -                        | -                               | -   |
| 792, 7997, 7999 pt., 84 | <b>Selected amusement, recreation, and related services</b> .....                        | 32                      | 5 284             | 1 909                    | 392                             | 250   |
| 792                     | Producers, orchestras, and entertainers .....  | 1                       | (D)               | (D)                      | (D)                             | (D)   |
| 7922                    | Theatrical producers (except motion picture) and miscellaneous theatrical services ..... | 1                       | (D)               | (D)                      | (D)                             | (D)   |
| 7929                    | Bands, orchestras, actors, and other entertainers and entertainment groups .....         | -                       | -                 | -                        | -                               | -   |
| 7999 pt., 84            | Museums, art galleries, and botanical and zoological gardens .....                       | 10                      | 702               | 213                      | 73                              | 45  |
| 7999 pt.                | Commercial museums, art galleries, and botanical and zoological gardens .....            | 2                       | (D)               | (D)                      | (D)                             | (D)   |
| 84                      | Noncommercial museums, art galleries, and botanical and zoological gardens .....         | 8                       | (D)               | (D)                      | (D)                             | (D)   |
| 8411                    | Noncommercial museums and art galleries .....  | 8                       | (D)               | (D)                      | (D)                             | (D)   |
| 8421                    | Noncommercial arboreta, botanical and zoological gardens .....                           | -                       | -                 | -                        | -                               | -   |
| 7997                    | Membership sports and recreation clubs .....   | 18                      | 3 965             | 1 602                    | 309                             | 196   |
| 7999 pt.                | Fairs .....  | 3                       | (D)               | (D)                      | (D)                             | (D)   |
| 805, 8, 9               | <b>Selected health services</b> .....  | 28                      | 12 000            | 6 424                    | 1 547                           | 721   |
| 805                     | Nursing and personal care facilities .....   | 9                       | (D)               | (D)                      | (D)                             | (D)   |
| 8051                    | Skilled nursing care facilities .....  | 2                       | (D)               | (D)                      | (D)                             | (D)   |
| 8059                    | Nursing and personal care facilities, n.e.c. ....  | 7                       | 5 429             | 2 782                    | 661                             | 365   |
| 808                     | Outpatient care facilities .....   | 17                      | (D)               | (D)                      | (D)                             | (D)   |
| 809                     | Health and allied services, n.e.c. ....  | 2                       | (D)               | (D)                      | (D)                             | (D)   |
| 81                      | <b>Legal aid societies and similar legal services</b> .....                              | 8                       | (D)               | (D)                      | (D)                             | (D)   |
| 823, 4, 9               | <b>Selected educational services</b> .....   | 13                      | (D)               | (D)                      | (D)                             | (D)   |
| 823                     | Libraries and information centers .....  | 4                       | 182               | 76                       | 17                              | 20  |
| 824                     | Correspondence schools and vocational schools .....                                      | 4                       | (D)               | (D)                      | (D)                             | (D)   |
| 8241, 9                 | Correspondence and vocational schools, except vocational high schools, n.e.c. ....       | 4                       | (D)               | (D)                      | (D)                             | (D)   |
| 8243, 4                 | Data processing, business, and secretarial schools .....                                 | 4                       | -                 | -                        | -                               | -   |
| 829                     | Schools and educational services, n.e.c. ....  | 5                       | (D)               | (D)                      | (D)                             | (D)   |

**Table 5b. Summary Statistics for Firms Exempt From Federal Income Tax for the Area Outside Standard Metropolitan Statistical Areas: 1982—Con.**

[Includes only establishments with payroll. For meaning of abbreviations and symbols, see introductory text. For explanation of terms and comparability of 1977 and 1982 censuses, see appendix A. For definitions of SMSA's, see appendix D]

| SIC code     | Kind of business or operation  | Establishments (number) | Revenue (\$1,000) | Annual payroll (\$1,000) | First quarter payroll (\$1,000) | Paid employees for pay period including March 12 (number) |
|--------------|--|-------------------------|-------------------|--------------------------|---------------------------------|---|
| 83           | <b>Social services</b> .....   | 268                     | 39 851            | 20 454                   | 4 888                           | 3 157   |
| 835          | Child day care services .....  | 75                      | 5 780             | 3 582                    | 830                             | 624   |
| 832, 3, 6, 9 | Other social services .....  | 193                     | 34 071            | 16 872                   | 4 058                           | 2 533   |
| 832          | Individual and family social services .....                                    | 84                      | 9 556             | 4 886                    | 1 168                           | 619   |
| 833          | Job training and vocational rehabilitation services .....                      | 25                      | 10 150            | 5 421                    | 1 242                           | 1 062   |
| 836          | Residential care .....   | 37                      | 7 707             | 4 096                    | 980                             | 496   |
| 839          | Social services, n.e.c. ....   | 47                      | 6 658             | 2 469                    | 668                             | 356   |
| 861, 2, 4, 9 | <b>Selected membership organizations</b> .....                                 | 297                     | 32 498            | 10 440                   | 2 434                           | 1 745   |
| 861          | Business associations .....  | 56                      | 3 140             | 1 302                    | 307                             | 122   |
| 864          | Civic, social, and fraternal associations .....                                | 186                     | 24 188            | 7 277                    | 1 716                           | 1 411   |
| 862, 9       | Other membership organizations .....   | 55                      | 5 170             | 1 861                    | 411                             | 212   |
| 862          | Professional membership organizations .....                                    | 14                      | (D)               | (D)                      | (D)                             | (D)   |
| 869          | Membership organizations, n.e.c. ....  | 41                      | (D)               | (D)                      | (D)                             | (D)   |
| 892          | <b>Noncommercial educational, scientific, and research organizations</b> ..... | 3                       | (D)               | (D)                      | (D)                             | (D)   |

**Table 6. Summary Statistics for Firms Subject to Federal Income Tax for Counties With 300 Establishments or More: 1982**

[For meaning of abbreviations and symbols, see introductory text. For explanation of terms and comparability of 1977 and 1982 censuses, see appendix A. For information on geographic areas followed by Δ, see appendix F]

| SIC code   | Geographic area and kind of business or operation           | All establishments |                    |   |                       | Establishments with payroll |                    |                          |                                 |   |
|------------|---|--------------------|--------------------|---|-----------------------|-----------------------------|--------------------|--------------------------|---------------------------------|---|
|            |   | Number             | Receipts (\$1,000) | Unincorporated businesses or operations |                       | Number                      | Receipts (\$1,000) | Annual payroll (\$1,000) | First quarter payroll (\$1,000) | Paid employees for pay period including March 12 (number) |
|            |   |                    |                    | Individual proprietorships (number)     | Partnerships (number) |                             |                    |                          |                                 |   |
|            | <b>BENTON COUNTY</b>  |                    |                    |   |                       |                             |                    |                          |                                 |   |
|            | <b>Total</b> .....  | ††                 | ††                 | ††                                      | ††                    | 402                         | 115 244            | 48 500                   | 13 222                          | 2 897   |
| 70         | <b>Hotels, motels, and other lodging places</b> .....       | ††                 | ††                 | ††                                      | ††                    | 13                          | 3 754              | 933                      | 230                             | 176   |
| 7011       | Hotels, motor hotels, and motels .....                      | ††                 | ††                 | ††                                      | ††                    | 7                           | 3 422              | 856                      | 220                             | 169   |
| 7011 pt.   | Hotels .....  | ††                 | ††                 | ††                                      | ††                    | 1                           | (D)                | (D)                      | (D)                             | (D)   |
| 7011 pt.   | Motels, motor hotels, and tourist courts .....              | ††                 | ††                 | ††                                      | ††                    | 6                           | (D)                | (D)                      | (D)                             | (D)   |
| 702, 3, 4  | Other lodging places .....                                  | ††                 | ††                 | ††                                      | ††                    | 6                           | 332                | 77                       | 10                              | 7   |
| 72         | <b>Personal services</b> .....                              | ††                 | ††                 | ††                                      | ††                    | 44                          | 4 986              | 1 923                    | 468                             | 209   |
| 721        | Laundry, cleaning, and garment services .....               | ††                 | ††                 | ††                                      | ††                    | 11                          | 1 947              | 850                      | 215                             | 79  |
| 7215       | Coin-operated laundries and dry cleaning .....              | ††                 | ††                 | ††                                      | ††                    | 2                           | (D)                | (D)                      | (D)                             | (D)   |
| 721 ex.    | Other laundry, cleaning, and garment services .....         | ††                 | ††                 | ††                                      | ††                    | 9                           | (D)                | (D)                      | (D)                             | (D)   |
| 7215       | Power laundries, family and commercial* .....               | **                 | **                 | **                                      | **                    | -                           | -                  | -                        | -                               | -   |
| 7211       | Dry-cleaning plants, except rug cleaning* .....             | **                 | **                 | **                                      | **                    | 5                           | 506                | 222                      | 52                              | 28  |
| 7216       | Laundry and cleaning services, n.e.c.* .....                | **                 | **                 | **                                      | **                    | 4                           | (D)                | (D)                      | (D)                             | (D)   |
| Other 721  |   |                    |                    |   |                       |                             |                    |                          |                                 |   |
| 722        | Photographic studios, portrait .....                        | ††                 | ††                 | ††                                      | ††                    | 2                           | (D)                | (D)                      | (D)                             | (D)   |
| 723, 4     | <b>Beauty and barber shops</b> .....                        | ††                 | ††                 | ††                                      | ††                    | 21                          | 1 587              | 721                      | 170                             | 89  |
| 723        | Beauty shops .....  | ††                 | ††                 | ††                                      | ††                    | 17                          | 1 380              | 596                      | 135                             | 78  |
| 724        | Barber shops .....  | ††                 | ††                 | ††                                      | ††                    | 4                           | 207                | 125                      | 35                              | 11  |
| 725        | Shoe repair, shoe shine, and hat-cleaning shops .....       | ††                 | ††                 | ††                                      | ††                    | -                           | -                  | -                        | -                               | -   |
| 726        | Funeral service and crematories .....                       | ††                 | ††                 | ††                                      | ††                    | 2                           | (D)                | (D)                      | (D)                             | (D)   |
| 729        | Miscellaneous personal services .....                       | ††                 | ††                 | ††                                      | ††                    | 8                           | 376                | 79                       | 20                              | 19  |
| 73         | <b>Business services</b> .....                              | ††                 | ††                 | ††                                      | ††                    | 59                          | 19 020             | 5 847                    | 1 611                           | 417   |
| 731        | Advertising .....   | ††                 | ††                 | ††                                      | ††                    | -                           | (D)                | (D)                      | (D)                             | (D)   |
| 734        | Services to dwellings and other buildings .....             | ††                 | ††                 | ††                                      | ††                    | 10                          | 705                | 208                      | 53                              | 50  |
| 737        | Computer and data processing services .....                 | ††                 | ††                 | ††                                      | ††                    | 9                           | 11 124             | 3 071                    | 1 023                           | 142   |
| 7392       | Management, consulting, and public relations services ..... | ††                 | ††                 | ††                                      | ††                    | 8                           | 3 213              | 1 138                    | 196                             | 44  |
| 7394       | Equipment rental and leasing services .....                 | ††                 | ††                 | ††                                      | ††                    | 7                           | 1 328              | 370                      | 80                              | 25  |
| Other 73   | Other business services .....                               | ††                 | ††                 | ††                                      | ††                    | 25                          | (D)                | (D)                      | (D)                             | (D)   |
| 75         | <b>Automotive repair, services, and garages</b> .....       | ††                 | ††                 | ††                                      | ††                    | 27                          | 4 228              | 1 157                    | 298                             | 103   |
| 751        | Automotive rental and leasing, without drivers .....        | ††                 | ††                 | ††                                      | ††                    | 2                           | (D)                | (D)                      | (D)                             | (D)   |
| 752        | Automobile parking .....                                    | ††                 | ††                 | ††                                      | ††                    | -                           | -                  | -                        | -                               | -   |
| 753        | Automotive repair shops .....                               | ††                 | ††                 | ††                                      | ††                    | 24                          | (D)                | (D)                      | (D)                             | (D)   |
| 7538       | General automotive repair shops .....                       | ††                 | ††                 | ††                                      | ††                    | 12                          | 1 279              | 317                      | 75                              | 23  |
| 7531       | Top and body repair shops .....                             | ††                 | ††                 | ††                                      | ††                    | 4                           | 1 308              | 371                      | 92                              | 30  |
| 7534, 5, 9 | Other automotive repair shops .....                         | ††                 | ††                 | ††                                      | ††                    | 8                           | (D)                | (D)                      | (D)                             | (D)   |
| 754        | Automotive services, except repair .....                    | ††                 | ††                 | ††                                      | ††                    | 1                           | (D)                | (D)                      | (D)                             | (D)   |
| 76         | <b>Miscellaneous repair services</b> .....                  | ††                 | ††                 | ††                                      | ††                    | 13                          | 1 146              | 335                      | 77                              | 30  |
| 762        | Electrical and electronic repair shops .....                | ††                 | ††                 | ††                                      | ††                    | 4                           | 239                | 70                       | 16                              | 10  |
| 7622       | Radio and TV repair shops .....                             | ††                 | ††                 | ††                                      | ††                    | 2                           | (D)                | (D)                      | (D)                             | (D)   |
| 7623, 9    | Other electrical and electronic repair shops .....          | ††                 | ††                 | ††                                      | ††                    | 2                           | (D)                | (D)                      | (D)                             | (D)   |
| 764        | Reupholstery and furniture repair .....                     | ††                 | ††                 | ††                                      | ††                    | 1                           | (D)                | (D)                      | (D)                             | (D)   |
| 763, 9     | Other repair shops and related services .....               | ††                 | ††                 | ††                                      | ††                    | 8                           | (D)                | (D)                      | (D)                             | (D)   |



**Table 6. Summary Statistics for Firms Subject to Federal Income Tax for Counties With 300 Establishments or More: 1982—Con.**

[For meaning of abbreviations and symbols, see introductory text. For explanation of terms and comparability of 1977 and 1982 censuses, see appendix A. For information on geographic areas followed by Δ, see appendix F]

| SIC code                  | Geographic area and kind of business or operation                      | All establishments |                    |   |                       | Establishments with payroll |                    |                          |                                 |   |
|---------------------------|--|--------------------|--------------------|---|-----------------------|-----------------------------|--------------------|--------------------------|---------------------------------|---|
|                           |  | Number             | Receipts (\$1,000) | Unincorporated businesses or operations |                       | Number                      | Receipts (\$1,000) | Annual payroll (\$1,000) | First quarter payroll (\$1,000) | Paid employees for pay period including March 12 (number) |
|                           |  |                    |                    | Individual proprietorships (number)     | Partnerships (number) |                             |                    |                          |                                 |   |
| <b>BENTON COUNTY—Con.</b> |  |                    |                    |   |                       |                             |                    |                          |                                 |   |
| 76, 79                    | <b>Amusement and recreation services, including motion pictures...</b> | ††                 | ††                 | ††                                      | ††                    | 22                          | 4 781              | 905                      | 194                             | 155   |
| 781, 2                    | Motion picture production, distribution, and services .....            | ††                 | ††                 | ††                                      | ††                    | -                           | -                  | -                        | -                               | -   |
| 783                       | Motion picture theaters .....  | ††                 | ††                 | ††                                      | ††                    | 5                           | (D)                | (D)                      | (D)                             | (D)   |
| 792                       | Producers, orchestras, and entertainers .....                          | ††                 | ††                 | ††                                      | ††                    | 1                           | (D)                | (D)                      | (D)                             | (D)   |
| 793                       | Bowling alleys and billiards and pool establishments .....             | ††                 | ††                 | ††                                      | ††                    | 2                           | (D)                | (D)                      | (D)                             | (D)   |
| 79 ex. 792, 3             | Commercial sports and other amusement and recreation services .....    | ††                 | ††                 | ††                                      | ††                    | 14                          | 3 119              | 634                      | 134                             | 93  |
| 80, ex. 806               | <b>Health services, except hospitals .....</b>                         | ††                 | ††                 | ††                                      | ††                    | 115                         | 30 134             | 14 970                   | 3 806                           | 776   |
| 801                       | Offices of physicians .....  | ††                 | ††                 | ††                                      | ††                    | 49                          | 9 295              | 5 467                    | 1 448                           | 172   |
| 802                       | Offices of dentists .....  | ††                 | ††                 | ††                                      | ††                    | 39                          | 6 808              | 2 695                    | 734                             | 181   |
| 803                       | Offices of osteopathic physicians .....                                | ††                 | ††                 | ††                                      | ††                    | 1                           | (D)                | (D)                      | (D)                             | (D)   |
| 8041                      | Offices of chiropractors .....   | ††                 | ††                 | ††                                      | ††                    | 4                           | (D)                | (D)                      | (D)                             | (D)   |
| 8042                      | Offices of optometrists .....  | ††                 | ††                 | ††                                      | ††                    | 6                           | 942                | 165                      | 40                              | 17  |
| 805                       | Nursing and personal care facilities .....                             | ††                 | ††                 | ††                                      | ††                    | 2                           | (D)                | (D)                      | (D)                             | (D)   |
| 8049, 807, 8, 9           | Other health services .....  | ††                 | ††                 | ††                                      | ††                    | 14                          | 11 085             | 5 709                    | 1 357                           | 282   |
| 81                        | <b>Legal services .....</b>  | ††                 | ††                 | ††                                      | ††                    | 37                          | 3 715              | 1 151                    | 259                             | 86  |
| 823, 4, 9                 | <b>Selected educational services .....</b>                             | ††                 | ††                 | ††                                      | ††                    | 2                           | (D)                | (D)                      | (D)                             | (D)   |
| 891                       | <b>Engineering, architectural, and surveying services .....</b>        | ††                 | ††                 | ††                                      | ††                    | 22                          | (D)                | (D)                      | (D)                             | (D)   |
| 893                       | <b>Accounting, auditing, and bookkeeping services .....</b>            | ††                 | ††                 | ††                                      | ††                    | 31                          | 4 792              | 1 834                    | 517                             | 153   |
| 83, 892, 9                | <b>Social and other services .....</b>                                 | ††                 | ††                 | ††                                      | ††                    | 17                          | 4 643              | 1 878                    | 428                             | 190   |
| 83                        | Social services .....  | **                 | **                 | **                                      | **                    | 11                          | (D)                | (D)                      | (D)                             | (D)   |
| 892, 9                    | Other services .....   | **                 | **                 | **                                      | **                    | 6                           | (D)                | (D)                      | (D)                             | (D)   |
| <b>CLACKAMAS COUNTY</b>   |  |                    |                    |   |                       |                             |                    |                          |                                 |   |
|                           | <b>Total .....</b>   | ††                 | ††                 | ††                                      | ††                    | 1 075                       | 201 620            | 74 954                   | 18 494                          | 6 773   |
| 70                        | <b>Hotels, motels, and other lodging places .....</b>                  | ††                 | ††                 | ††                                      | ††                    | 16                          | 10 928             | 3 683                    | 868                             | 502   |
| 7011                      | Hotels, motor hotels, and motels .....                                 | ††                 | ††                 | ††                                      | ††                    | 15                          | (D)                | (D)                      | (D)                             | (D)   |
| 7011 pt.                  | Hotels .....   | ††                 | ††                 | ††                                      | ††                    | 5                           | 7 947              | 2 998                    | 711                             | 396   |
| 7011 pt.                  | Motels, motor hotels, and tourist courts .....                         | ††                 | ††                 | ††                                      | ††                    | 10                          | (D)                | (D)                      | (D)                             | (D)   |
| 702, 3, 4                 | Other lodging places .....   | ††                 | ††                 | ††                                      | ††                    | 1                           | (D)                | (D)                      | (D)                             | (D)   |
| 72                        | <b>Personal services .....</b>   | ††                 | ††                 | ††                                      | ††                    | 152                         | 17 166             | 5 763                    | 1 247                           | 688   |
| 721                       | Laundry, cleaning, and garment services .....                          | ††                 | ††                 | ††                                      | ††                    | 37                          | 7 742              | 2 202                    | 480                             | 237   |
| 7215                      | Coin-operated laundries and dry cleaning .....                         | ††                 | ††                 | ††                                      | ††                    | 5                           | (D)                | (D)                      | (D)                             | (D)   |
| 721 ex. 7215              | Other laundry, cleaning, and garment services .....                    | ††                 | ††                 | ††                                      | ††                    | 32                          | (D)                | (D)                      | (D)                             | (D)   |
| 7211                      | Power laundries, family and commercial* .....                          | **                 | **                 | **                                      | **                    | 4                           | 1 663              | 554                      | 127                             | 65  |
| 7216                      | Dry-cleaning plants, except rug cleaning* .....                        | **                 | **                 | **                                      | **                    | 19                          | 2 065              | 722                      | 147                             | 92  |
| Other 721                 | Laundry and cleaning services, n.e.c.* .....                           | **                 | **                 | **                                      | **                    | 9                           | (D)                | (D)                      | (D)                             | (D)   |
| 722                       | Photographic studios, portrait .....                                   | ††                 | ††                 | ††                                      | ††                    | 11                          | 909                | 166                      | 38                              | 27  |
| 723, 4                    | <b>Beauty and barber shops .....</b>                                   | ††                 | ††                 | ††                                      | ††                    | 72                          | 4 992              | 2 410                    | 538                             | 308   |
| 723                       | Beauty shops .....   | ††                 | ††                 | ††                                      | ††                    | 68                          | 4 892              | 2 364                    | 527                             | 302   |
| 724                       | Barber shops .....   | ††                 | ††                 | ††                                      | ††                    | 4                           | 100                | 46                       | 11                              | 6   |
| 725                       | Shoe repair, shoe shine, and hat-cleaning shops .....                  | ††                 | ††                 | ††                                      | ††                    | 3                           | (D)                | (D)                      | (D)                             | (D)   |
| 726                       | Funeral service and crematories .....                                  | ††                 | ††                 | ††                                      | ††                    | 9                           | 1 702              | 308                      | 55                              | 18  |
| 729                       | Miscellaneous personal services .....                                  | ††                 | ††                 | ††                                      | ††                    | 20                          | (D)                | (D)                      | (D)                             | (D)   |
| 73                        | <b>Business services .....</b>   | ††                 | ††                 | ††                                      | ††                    | 139                         | 24 084             | 8 976                    | 2 163                           | 771   |
| 731                       | Advertising .....  | ††                 | ††                 | ††                                      | ††                    | 1                           | (D)                | (D)                      | (D)                             | (D)   |
| 734                       | Services to dwellings and other buildings .....                        | ††                 | ††                 | ††                                      | ††                    | 27                          | 1 726              | 790                      | 194                             | 102   |
| 737                       | Computer and data processing services .....                            | ††                 | ††                 | ††                                      | ††                    | 11                          | 3 454              | 1 484                    | 348                             | 75  |
| 7392                      | Management, consulting, and public relations services .....            | ††                 | ††                 | ††                                      | ††                    | 24                          | 4 332              | 1 961                    | 491                             | 92  |
| 7394                      | Equipment rental and leasing services .....                            | ††                 | ††                 | ††                                      | ††                    | 24                          | 5 427              | 1 081                    | 244                             | 91  |
| Other 73                  | Other business services .....  | ††                 | ††                 | ††                                      | ††                    | 52                          | (D)                | (D)                      | (D)                             | (D)   |
| 75                        | <b>Automotive repair, services, and garages .....</b>                  | ††                 | ††                 | ††                                      | ††                    | 88                          | 18 078             | 4 799                    | 1 133                           | 351   |
| 751                       | Automotive rental and leasing, without drivers .....                   | ††                 | ††                 | ††                                      | ††                    | 4                           | 968                | 156                      | 44                              | 13  |
| 752                       | Automobile parking .....   | ††                 | ††                 | ††                                      | ††                    | -                           | -                  | -                        | -                               | -   |
| 753                       | Automotive repair shops .....  | ††                 | ††                 | ††                                      | ††                    | 74                          | 15 272             | 4 092                    | 946                             | 277   |
| 7538                      | General automotive repair shops .....                                  | ††                 | ††                 | ††                                      | ††                    | 41                          | 6 745              | 1 752                    | 397                             | 121   |
| 7531                      | Top and body repair shops .....  | ††                 | ††                 | ††                                      | ††                    | 21                          | 4 953              | 1 385                    | 319                             | 99  |
| 7534, 5, 9                | Other automotive repair shops .....                                    | ††                 | ††                 | ††                                      | ††                    | 12                          | 3 574              | 955                      | 230                             | 57  |
| 754                       | Automotive services, except repair .....                               | ††                 | ††                 | ††                                      | ††                    | 10                          | 1 838              | 551                      | 143                             | 61  |
| 76                        | <b>Miscellaneous repair services .....</b>                             | ††                 | ††                 | ††                                      | ††                    | 39                          | 7 150              | 1 921                    | 422                             | 161   |
| 762                       | Electrical and electronic repair shops .....                           | ††                 | ††                 | ††                                      | ††                    | 11                          | 2 181              | 633                      | 159                             | 50  |
| 7622                      | Radio and TV repair shops .....  | ††                 | ††                 | ††                                      | ††                    | 4                           | 480                | 141                      | 45                              | 18  |
| 7623, 9                   | Other electrical and electronic repair shops .....                     | ††                 | ††                 | ††                                      | ††                    | 7                           | 1 701              | 492                      | 114                             | 32  |
| 764                       | Reupholstery and furniture repair .....                                | ††                 | ††                 | ††                                      | ††                    | 4                           | (D)                | (D)                      | (D)                             | (D)   |
| 763, 9                    | Other repair shops and related services .....                          | ††                 | ††                 | ††                                      | ††                    | 24                          | (D)                | (D)                      | (D)                             | (D)   |

**Table 6. Summary Statistics for Firms Subject to Federal Income Tax for Counties With 300 Establishments or More: 1982—Con.**

[For meaning of abbreviations and symbols, see introductory text. For explanation of terms and comparability of 1977 and 1982 censuses, see appendix A. For information on geographic areas followed by Δ, see appendix F.]

| SIC code                     | Geographic area and kind of business or operation                | All establishments |                    |   |                       | Establishments with payroll |                    |                          |                                 |   |
|------------------------------|--|--------------------|--------------------|---|-----------------------|-----------------------------|--------------------|--------------------------|---------------------------------|---|
|                              |  | Number             | Receipts (\$1,000) | Unincorporated businesses or operations |                       | Number                      | Receipts (\$1,000) | Annual payroll (\$1,000) | First quarter payroll (\$1,000) | Paid employees for pay period including March 12 (number) |
|                              |  |                    |                    | Individual proprietorships (number)     | Partnerships (number) |                             |                    |                          |                                 |   |
| <b>CLACKAMAS COUNTY—Con.</b> |  |                    |                    |   |                       |                             |                    |                          |                                 |   |
| 78, 79                       | Amusement and recreation services, including motion pictures...  | ††                 | ††                 | ††                                      | ††                    | 67                          | 11 113             | 2 927                    | 846                             | 629   |
| 781, 2                       | Motion picture production, distribution, and services .....      | ††                 | ††                 | ††                                      | ††                    | 1                           | (D)                | (D)                      | (D)                             | (D)   |
| 783                          | Motion picture theaters.....                                     | ††                 | ††                 | ††                                      | ††                    | 6                           | 1 627              | 272                      | 57                              | 51  |
| 792                          | Producers, orchestras, and entertainers .....                    | ††                 | ††                 | ††                                      | ††                    | 8                           | (D)                | (D)                      | (D)                             | (D)   |
| 793                          | Bowling alleys and billiards and pool establishments .....       | ††                 | ††                 | ††                                      | ††                    | 8                           | 1 366              | 376                      | 96                              | 53  |
| 79 ex. 792, 3                | Commercial sports and other amusement and recreation services .. | ††                 | ††                 | ††                                      | ††                    | 44                          | 7 909              | 2 201                    | 671                             | 487   |
| 80, ex. 806                  | Health services, except hospitals .....                          | ††                 | ††                 | ††                                      | ††                    | 359                         | 84 158             | 35 165                   | 8 985                           | 2 831   |
| 801                          | Offices of physicians.....                                       | ††                 | ††                 | ††                                      | ††                    | 126                         | 34 813             | 16 710                   | 4 399                           | 741   |
| 802                          | Offices of dentists.....   | ††                 | ††                 | ††                                      | ††                    | 134                         | 19 774             | 6 533                    | 1 582                           | 519   |
| 803                          | Offices of osteopathic physicians.....                           | ††                 | ††                 | ††                                      | ††                    | 17                          | 3 021              | 1 156                    | 281                             | 65  |
| 8041                         | Offices of chiropractors .....                                   | ††                 | ††                 | ††                                      | ††                    | 24                          | 1 799              | 434                      | 100                             | 49  |
| 8042                         | Offices of optometrists .....                                    | ††                 | ††                 | ††                                      | ††                    | 11                          | 1 612              | 288                      | 66                              | 37  |
| 805                          | Nursing and personal care facilities.....                        | ††                 | ††                 | ††                                      | ††                    | 17                          | 16 290             | 8 138                    | 1 982                           | 1 258   |
| 8049, 807, 8, 9              | Other health services .....                                      | ††                 | ††                 | ††                                      | ††                    | 30                          | 6 849              | 1 906                    | 575                             | 162   |
| 81                           | Legal services.....  | ††                 | ††                 | ††                                      | ††                    | 68                          | 8 259              | 3 078                    | 673                             | 206   |
| 823, 4, 9                    | Selected educational services.....                               | ††                 | ††                 | ††                                      | ††                    | 11                          | 1 254              | 467                      | 95                              | 37  |
| 891                          | Engineering, architectural, and surveying services .....         | ††                 | ††                 | ††                                      | ††                    | 57                          | 11 818             | 5 171                    | 1 352                           | 245   |
| 893                          | Accounting, auditing, and bookkeeping services .....             | ††                 | ††                 | ††                                      | ††                    | 46                          | 4 308              | 1 679                    | 429                             | 146   |
| 83, 892, 9                   | Social and other services .....                                  | ††                 | ††                 | ††                                      | ††                    | 33                          | 3 304              | 1 325                    | 281                             | 206   |
| 83                           | Social services .....  | **                 | **                 | **                                      | **                    | 29                          | (D)                | (D)                      | (D)                             | (D)   |
| 892, 9                       | Other services .....   | **                 | **                 | **                                      | **                    | 4                           | (D)                | (D)                      | (D)                             | (D)   |
| <b>COOS COUNTY</b>           |  |                    |                    |   |                       |                             |                    |                          |                                 |   |
|                              | Total.....   | ††                 | ††                 | ††                                      | ††                    | 346                         | 77 488             | 26 355                   | 6 236                           | 2 168   |
| 70                           | Hotels, motels, and other lodging places .....                   | ††                 | ††                 | ††                                      | ††                    | 28                          | 7 296              | 1 591                    | 345                             | 274   |
| 7011                         | Hotels, motor hotels, and motels .....                           | ††                 | ††                 | ††                                      | ††                    | 24                          | 7 197              | 1 577                    | 342                             | 271   |
| 7011 pt.                     | Hotels.....  | ††                 | ††                 | ††                                      | ††                    | 4                           | 793                | 200                      | 45                              | 30  |
| 7011 pt.                     | Motels, motor hotels, and tourist courts .....                   | ††                 | ††                 | ††                                      | ††                    | 20                          | 6 404              | 1 377                    | 297                             | 241   |
| 702, 3, 4                    | Other lodging places.....  | ††                 | ††                 | ††                                      | ††                    | 4                           | 99                 | 14                       | 3                               | 3   |
| 72                           | Personal services .....  | ††                 | ††                 | ††                                      | ††                    | 41                          | 4 470              | 1 619                    | 423                             | 207   |
| 721                          | Laundry, cleaning, and garment services.....                     | ††                 | ††                 | ††                                      | ††                    | 6                           | 1 500              | 668                      | 177                             | 52  |
| 7215                         | Coin-operated laundries and dry cleaning .....                   | ††                 | ††                 | ††                                      | ††                    | 1                           | (D)                | (D)                      | (D)                             | (D)   |
| 721 ex. 7215                 | Other laundry, cleaning, and garment services .....              | ††                 | ††                 | ††                                      | ††                    | 5                           | (D)                | (D)                      | (D)                             | (D)   |
| 7211                         | Power laundries, family and commercial* .....                    | **                 | **                 | **                                      | **                    | -                           | -                  | -                        | -                               | -   |
| 7216                         | Dry-cleaning plants, except rug cleaning* .....                  | **                 | **                 | **                                      | **                    | 3                           | (D)                | (D)                      | (D)                             | (D)   |
| Other 721                    | Laundry and cleaning services, n.e.c.* .....                     | **                 | **                 | **                                      | **                    | 2                           | (D)                | (D)                      | (D)                             | (D)   |
| 722                          | Photographic studios, portrait .....                             | ††                 | ††                 | ††                                      | ††                    | 2                           | (D)                | (D)                      | (D)                             | (D)   |
| 723, 4                       | Beauty and barber shops.....                                     | ††                 | ††                 | ††                                      | ††                    | 21                          | 1 463              | 535                      | 125                             | 81  |
| 723                          | Beauty shops .....   | ††                 | ††                 | ††                                      | ††                    | 19                          | (D)                | (D)                      | (D)                             | (D)   |
| 724                          | Barber shops .....   | ††                 | ††                 | ††                                      | ††                    | 2                           | (D)                | (D)                      | (D)                             | (D)   |
| 725                          | Shoe repair, shoe shine, and hat-cleaning shops.....             | ††                 | ††                 | ††                                      | ††                    | 2                           | (D)                | (D)                      | (D)                             | (D)   |
| 726                          | Funeral service and crematories .....                            | ††                 | ††                 | ††                                      | ††                    | 4                           | (D)                | (D)                      | (D)                             | (D)   |
| 729                          | Miscellaneous personal services .....                            | ††                 | ††                 | ††                                      | ††                    | 6                           | 549                | 201                      | 71                              | 61  |
| 73                           | Business services .....  | ††                 | ††                 | ††                                      | ††                    | 34                          | 6 175              | 2 669                    | 522                             | 235   |
| 731                          | Advertising.....   | ††                 | ††                 | ††                                      | ††                    | 1                           | (D)                | (D)                      | (D)                             | (D)   |
| 734                          | Services to dwellings and other buildings .....                  | ††                 | ††                 | ††                                      | ††                    | 12                          | 960                | 375                      | 97                              | 69  |
| 737                          | Computer and data processing services.....                       | ††                 | ††                 | ††                                      | ††                    | 1                           | (D)                | (D)                      | (D)                             | (D)   |
| 7392                         | Management, consulting, and public relations services.....       | ††                 | ††                 | ††                                      | ††                    | 2                           | (D)                | (D)                      | (D)                             | (D)   |
| 7394                         | Equipment rental and leasing services .....                      | ††                 | ††                 | ††                                      | ††                    | 6                           | 1 814              | 719                      | 149                             | 44  |
| Other 73                     | Other business services .....                                    | ††                 | ††                 | ††                                      | ††                    | 12                          | (D)                | (D)                      | (D)                             | (D)   |
| 75                           | Automotive repair, services, and garages.....                    | ††                 | ††                 | ††                                      | ††                    | 32                          | 7 268              | 1 727                    | 397                             | 123   |
| 751                          | Automotive rental and leasing, without drivers .....             | ††                 | ††                 | ††                                      | ††                    | 4                           | (D)                | (D)                      | (D)                             | (D)   |
| 752                          | Automobile parking .....   | ††                 | ††                 | ††                                      | ††                    | -                           | -                  | -                        | -                               | -   |
| 753                          | Automotive repair shops.....                                     | ††                 | ††                 | ††                                      | ††                    | 26                          | 6 790              | 1 646                    | 380                             | 111   |
| 7538                         | General automotive repair shops .....                            | ††                 | ††                 | ††                                      | ††                    | 13                          | 4 020              | 820                      | 179                             | 58  |
| 7531                         | Top and body repair shops .....                                  | ††                 | ††                 | ††                                      | ††                    | 5                           | 1 192              | 410                      | 107                             | 29  |
| 7534, 5, 9                   | Other automotive repair shops .....                              | ††                 | ††                 | ††                                      | ††                    | 8                           | 1 578              | 416                      | 94                              | 24  |
| 754                          | Automotive services, except repair .....                         | ††                 | ††                 | ††                                      | ††                    | 2                           | (D)                | (D)                      | (D)                             | (D)   |
| 76                           | Miscellaneous repair services .....                              | ††                 | ††                 | ††                                      | ††                    | 11                          | 1 145              | 297                      | 59                              | 25  |
| 762                          | Electrical and electronic repair shops .....                     | ††                 | ††                 | ††                                      | ††                    | 4                           | 485                | 111                      | 29                              | 12  |
| 7622                         | Radio and TV repair shops .....                                  | ††                 | ††                 | ††                                      | ††                    | 3                           | (D)                | (D)                      | (D)                             | (D)   |
| 7623, 9                      | Other electrical and electronic repair shops .....               | ††                 | ††                 | ††                                      | ††                    | 1                           | (D)                | (D)                      | (D)                             | (D)   |
| 764                          | Reupholstery and furniture repair .....                          | ††                 | ††                 | ††                                      | ††                    | 2                           | (D)                | (D)                      | (D)                             | (D)   |
| 763, 9                       | Other repair shops and related services.....                     | ††                 | ††                 | ††                                      | ††                    | 5                           | (D)                | (D)                      | (D)                             | (D)   |



**Table 6. Summary Statistics for Firms Subject to Federal Income Tax for Counties With 300 Establishments or More: 1982—Con.**

[For meaning of abbreviations and symbols, see introductory text. For explanation of terms and comparability of 1977 and 1982 censuses, see appendix A. For information on geographic areas followed by Δ, see appendix F]

| SIC code                | Geographic area and kind of business or operation                | All establishments |                    |   |                       | Establishments with payroll |                    |                          |                                 |   |
|-------------------------|--|--------------------|--------------------|---|-----------------------|-----------------------------|--------------------|--------------------------|---------------------------------|---|
|                         |  | Number             | Receipts (\$1,000) | Unincorporated businesses or operations |                       | Number                      | Receipts (\$1,000) | Annual payroll (\$1,000) | First quarter payroll (\$1,000) | Paid employees for pay period including March 12 (number) |
|                         |  |                    |                    | Individual proprietorships (number)     | Partnerships (number) |                             |                    |                          |                                 |   |
| <b>COOS COUNTY—Con.</b> |  |                    |                    |   |                       |                             |                    |                          |                                 |   |
| 78, 79                  | Amusement and recreation services, including motion pictures...  | ††                 | ††                 | ††                                      | ††                    | 20                          | 5 700              | 1 425                    | 313                             | 211   |
| 781, 2                  | Motion picture production, distribution, and services .....      | ††                 | ††                 | ††                                      | ††                    | -                           | -                  | -                        | -                               | -   |
| 783                     | Motion picture theaters .....                                    | ††                 | ††                 | ††                                      | ††                    | 6                           | 2 197              | 374                      | 86                              | 91  |
| 792                     | Producers, orchestras, and entertainers .....                    | ††                 | ††                 | ††                                      | ††                    | -                           | -                  | -                        | -                               | -   |
| 793                     | Bowling alleys and billiards and pool establishments .....       | ††                 | ††                 | ††                                      | ††                    | 3                           | 849                | 300                      | 75                              | 54  |
| 79 ex. 792, 3           | Commercial sports and other amusement and recreation services .. | ††                 | ††                 | ††                                      | ††                    | 11                          | 2 654              | 751                      | 152                             | 66  |
| 80, ex. 806             | Health services, except hospitals .....                          | ††                 | ††                 | ††                                      | ††                    | 111                         | 34 782             | 13 576                   | 3 140                           | 836   |
| 801                     | Offices of physicians .....                                      | ††                 | ††                 | ††                                      | ††                    | 52                          | 18 036             | 7 901                    | 1 910                           | 344   |
| 802                     | Offices of dentists .....  | ††                 | ††                 | ††                                      | ††                    | 31                          | (D)                | (D)                      | (D)                             | (D)   |
| 803                     | Offices of osteopathic physicians .....                          | ††                 | ††                 | ††                                      | ††                    | 1                           | (D)                | (D)                      | (D)                             | (D)   |
| 8041                    | Offices of chiropractors .....                                   | ††                 | ††                 | ††                                      | ††                    | 5                           | 538                | 198                      | 43                              | 14  |
| 8042                    | Offices of optometrists .....                                    | ††                 | ††                 | ††                                      | ††                    | 6                           | 498                | 83                       | 21                              | 11  |
| 805                     | Nursing and personal care facilities .....                       | ††                 | ††                 | ††                                      | ††                    | 4                           | 3 808              | 1 759                    | 350                             | 209   |
| 8049, 807, 8, 9         | Other health services .....                                      | ††                 | ††                 | ††                                      | ††                    | 12                          | 7 060              | 1 756                    | 418                             | 123   |
| 81                      | Legal services .....   | ††                 | ††                 | ††                                      | ††                    | 25                          | 4 095              | 1 121                    | 301                             | 99  |
| 823, 4, 9               | Selected educational services .....                              | ††                 | ††                 | ††                                      | ††                    | -                           | -                  | -                        | -                               | -   |
| 891                     | Engineering, architectural, and surveying services .....         | ††                 | ††                 | ††                                      | ††                    | 12                          | 2 315              | 968                      | 338                             | 53  |
| 893                     | Accounting, auditing, and bookkeeping services .....             | ††                 | ††                 | ††                                      | ††                    | 24                          | 3 406              | 1 052                    | 344                             | 78  |
| 83, 892, 9              | Social and other services .....                                  | ††                 | ††                 | ††                                      | ††                    | 8                           | 836                | 310                      | 54                              | 27  |
| 83                      | Social services .....  | ..                 | ..                 | ..                                      | ..                    | 7                           | (D)                | (D)                      | (D)                             | (D)   |
| 892, 9                  | Other services .....   | ..                 | ..                 | ..                                      | ..                    | 1                           | (D)                | (D)                      | (D)                             | (D)   |
| <b>DESCHUTES COUNTY</b> |  |                    |                    |   |                       |                             |                    |                          |                                 |   |
|                         | Total .....  | ††                 | ††                 | ††                                      | ††                    | 459                         | 95 352             | 30 348                   | 8 077                           | 2 886   |
| 70                      | Hotels, motels, and other lodging places .....                   | ††                 | ††                 | ††                                      | ††                    | 33                          | (D)                | (D)                      | (D)                             | (D)   |
| 7011                    | Hotels, motor hotels, and motels .....                           | ††                 | ††                 | ††                                      | ††                    | 28                          | 9 337              | 2 161                    | 460                             | 335   |
| 7011 pt.                | Hotels .....   | ††                 | ††                 | ††                                      | ††                    | 4                           | 807                | 147                      | 34                              | 35  |
| 7011 pt.                | Motels, motor hotels, and tourist courts .....                   | ††                 | ††                 | ††                                      | ††                    | 24                          | 8 530              | 2 014                    | 426                             | 300   |
| 702, 3, 4               | Other lodging places .....                                       | ††                 | ††                 | ††                                      | ††                    | 5                           | (D)                | (D)                      | (D)                             | (D)   |
| 72                      | Personal services .....  | ††                 | ††                 | ††                                      | ††                    | 57                          | 5 743              | 1 739                    | 413                             | 267   |
| 721                     | Laundry, cleaning, and garment services .....                    | ††                 | ††                 | ††                                      | ††                    | 13                          | 2 332              | 717                      | 158                             | 90  |
| 7215                    | Coin-operated laundries and dry cleaning .....                   | ††                 | ††                 | ††                                      | ††                    | 3                           | 361                | 64                       | 16                              | 17  |
| 721 ex. 7215            | Other laundry, cleaning, and garment services .....              | ††                 | ††                 | ††                                      | ††                    | 10                          | 1 971              | 653                      | 142                             | 73  |
| 7211                    | Power laundries, family and commercial* .....                    | ..                 | ..                 | ..                                      | ..                    | 1                           | (D)                | (D)                      | (D)                             | (D)   |
| 7216                    | Dry-cleaning plants, except rug cleaning* .....                  | ..                 | ..                 | ..                                      | ..                    | 3                           | (D)                | (D)                      | (D)                             | (D)   |
| Other 721               | Laundry and cleaning services, n.e.c.* .....                     | ..                 | ..                 | ..                                      | ..                    | 6                           | (D)                | (D)                      | (D)                             | (D)   |
| 722                     | Photographic studios, portrait .....                             | ††                 | ††                 | ††                                      | ††                    | 4                           | 295                | 63                       | 12                              | 15  |
| 723, 4                  | Beauty and barber shops .....                                    | ††                 | ††                 | ††                                      | ††                    | 30                          | (D)                | (D)                      | (D)                             | (D)   |
| 723                     | Beauty shops .....   | ††                 | ††                 | ††                                      | ††                    | 30                          | (D)                | (D)                      | (D)                             | (D)   |
| 724                     | Barber shops .....   | ††                 | ††                 | ††                                      | ††                    | -                           | (D)                | (D)                      | (D)                             | (D)   |
| 725                     | Shoe repair, shoe shine, and hat-cleaning shops .....            | ††                 | ††                 | ††                                      | ††                    | 1                           | (D)                | (D)                      | (D)                             | (D)   |
| 726                     | Funeral service and crematories .....                            | ††                 | ††                 | ††                                      | ††                    | 3                           | (D)                | (D)                      | (D)                             | (D)   |
| 729                     | Miscellaneous personal services .....                            | ††                 | ††                 | ††                                      | ††                    | 6                           | (D)                | (D)                      | (D)                             | (D)   |
| 73                      | Business services .....  | ††                 | ††                 | ††                                      | ††                    | 57                          | 7 098              | 2 720                    | 673                             | 256   |
| 731                     | Advertising .....  | ††                 | ††                 | ††                                      | ††                    | 2                           | (D)                | (D)                      | (D)                             | (D)   |
| 734                     | Services to dwellings and other buildings .....                  | ††                 | ††                 | ††                                      | ††                    | 15                          | 765                | 213                      | 46                              | 39  |
| 737                     | Computer and data processing services .....                      | ††                 | ††                 | ††                                      | ††                    | 3                           | 812                | 251                      | 53                              | 13  |
| 7392                    | Management, consulting, and public relations services .....      | ††                 | ††                 | ††                                      | ††                    | 6                           | 980                | 450                      | 143                             | 15  |
| 7394                    | Equipment rental and leasing services .....                      | ††                 | ††                 | ††                                      | ††                    | 7                           | 1 204              | 307                      | 49                              | 22  |
| Other 73                | Other business services .....                                    | ††                 | ††                 | ††                                      | ††                    | 24                          | (D)                | (D)                      | (D)                             | (D)   |
| 75                      | Automotive repair, services, and garages .....                   | ††                 | ††                 | ††                                      | ††                    | 42                          | 6 287              | 1 335                    | 297                             | 108   |
| 751                     | Automotive rental and leasing, without drivers .....             | ††                 | ††                 | ††                                      | ††                    | 2                           | (D)                | (D)                      | (D)                             | (D)   |
| 752                     | Automobile parking .....   | ††                 | ††                 | ††                                      | ††                    | 1                           | (D)                | (D)                      | (D)                             | (D)   |
| 753                     | Automotive repair shops .....                                    | ††                 | ††                 | ††                                      | ††                    | 36                          | 5 293              | 1 170                    | 266                             | 84  |
| 7538                    | General automotive repair shops .....                            | ††                 | ††                 | ††                                      | ††                    | 19                          | 3 634              | 791                      | 168                             | 56  |
| 7531                    | Top and body repair shops .....                                  | ††                 | ††                 | ††                                      | ††                    | 8                           | 907                | 167                      | 34                              | 12  |
| 7534, 5, 9              | Other automotive repair shops .....                              | ††                 | ††                 | ††                                      | ††                    | 9                           | 692                | 212                      | 64                              | 16  |
| 754                     | Automotive services, except repair .....                         | ††                 | ††                 | ††                                      | ††                    | 3                           | (D)                | (D)                      | (D)                             | (D)   |
| 76                      | Miscellaneous repair services .....                              | ††                 | ††                 | ††                                      | ††                    | 20                          | 2 942              | 742                      | 142                             | 55  |
| 762                     | Electrical and electronic repair shops .....                     | ††                 | ††                 | ††                                      | ††                    | 3                           | 354                | 162                      | 33                              | 14  |
| 7622                    | Radio and TV repair shops .....                                  | ††                 | ††                 | ††                                      | ††                    | 2                           | (D)                | (D)                      | (D)                             | (D)   |
| 7623, 9                 | Other electrical and electronic repair shops .....               | ††                 | ††                 | ††                                      | ††                    | 1                           | (D)                | (D)                      | (D)                             | (D)   |
| 764                     | Reupholstery and furniture repair .....                          | ††                 | ††                 | ††                                      | ††                    | 5                           | 424                | 107                      | 21                              | 10  |
| 763, 9                  | Other repair shops and related services .....                    | ††                 | ††                 | ††                                      | ††                    | 12                          | 2 164              | 473                      | 88                              | 31  |

**Table 6. Summary Statistics for Firms Subject to Federal Income Tax for Counties With 300 Establishments or More: 1982—Con.**

[For meaning of abbreviations and symbols, see introductory text. For explanation of terms and comparability of 1977 and 1982 censuses, see appendix A. For information on geographic areas followed by Δ, see appendix F]

| SIC code                     | Geographic area and kind of business or operation                      | All establishments |                    |   |                       | Establishments with payroll |                    |                          |                                 |   |
|------------------------------|--|--------------------|--------------------|---|-----------------------|-----------------------------|--------------------|--------------------------|---------------------------------|---|
|                              |  | Number             | Receipts (\$1,000) | Unincorporated businesses or operations |                       | Number                      | Receipts (\$1,000) | Annual payroll (\$1,000) | First quarter payroll (\$1,000) | Paid employees for pay period including March 12 (number) |
|                              |  |                    |                    | Individual proprietorships (number)     | Partnerships (number) |                             |                    |                          |                                 |   |
| <b>DESCHUTES COUNTY—Con.</b> |  |                    |                    |   |                       |                             |                    |                          |                                 |   |
| 78, 79                       | <b>Amusement and recreation services, including motion pictures...</b> | ††                 | ††                 | ††                                      | ††                    | 25                          | 13 611             | 3 759                    | 1 375                           | 629   |
| 781, 2                       | Motion picture production, distribution, and services .....            | ††                 | ††                 | ††                                      | ††                    | -                           | -                  | -                        | -                               | -   |
| 783                          | Motion picture theaters .....  | ††                 | ††                 | ††                                      | ††                    | 8                           | 1 219              | 210                      | 46                              | 34  |
| 792                          | Producers, orchestras, and entertainers .....                          | ††                 | ††                 | ††                                      | ††                    | -                           | -                  | -                        | -                               | -   |
| 793                          | Bowling alleys and billiards and pool establishments .....             | ††                 | ††                 | ††                                      | ††                    | 4                           | 676                | 77                       | 23                              | 16  |
| 79 ex. 792, 3                | Commercial sports and other amusement and recreation services .....    | ††                 | ††                 | ††                                      | ††                    | 13                          | 11 716             | 3 472                    | 1 306                           | 579   |
| 80, ex. 806                  | <b>Health services, except hospitals .....</b>                         | ††                 | ††                 | ††                                      | ††                    | 144                         | 35 770             | 13 690                   | 3 628                           | 884   |
| 801                          | Offices of physicians .....  | ††                 | ††                 | ††                                      | ††                    | 63                          | 22 326             | 8 702                    | 2 287                           | 350   |
| 802                          | Offices of dentists .....  | ††                 | ††                 | ††                                      | ††                    | 44                          | 7 001              | 2 277                    | 595                             | 181   |
| 803                          | Offices of osteopathic physicians .....                                | ††                 | ††                 | ††                                      | ††                    | -                           | -                  | -                        | -                               | -   |
| 8041                         | Offices of chiropractors .....   | ††                 | ††                 | ††                                      | ††                    | 8                           | 887                | 299                      | 79                              | 25  |
| 8042                         | Offices of optometrists .....  | ††                 | ††                 | ††                                      | ††                    | 7                           | 816                | 111                      | 26                              | 19  |
| 805                          | Nursing and personal care facilities .....                             | ††                 | ††                 | ††                                      | ††                    | 6                           | 2 990              | 1 565                    | 411                             | 254   |
| 8049, 807, 8, 9              | Other health services .....  | ††                 | ††                 | ††                                      | ††                    | 16                          | 1 750              | 736                      | 230                             | 55  |
| 81                           | <b>Legal services .....</b>  | ††                 | ††                 | ††                                      | ††                    | 32                          | 4 951              | 1 374                    | 307                             | 114   |
| 823, 4, 9                    | <b>Selected educational services .....</b>                             | ††                 | ††                 | ††                                      | ††                    | 2                           | (D)                | (D)                      | (D)                             | (D)   |
| 891                          | <b>Engineering, architectural, and surveying services .....</b>        | ††                 | ††                 | ††                                      | ††                    | 15                          | 4 287              | 1 452                    | 451                             | 99  |
| 893                          | <b>Accounting, auditing, and bookkeeping services .....</b>            | ††                 | ††                 | ††                                      | ††                    | 25                          | 3 282              | 1 131                    | 273                             | 93  |
| 83, 892, 9                   | <b>Social and other services .....</b>                                 | ††                 | ††                 | ††                                      | ††                    | 7                           | 495                | 115                      | 23                              | 24  |
| 83                           | Social services .....  | **                 | **                 | **                                      | **                    | 5                           | (D)                | (D)                      | (D)                             | (D)   |
| 892, 9                       | Other services .....   | **                 | **                 | **                                      | **                    | 2                           | (D)                | (D)                      | (D)                             | (D)   |
| <b>DOUGLAS COUNTY</b>        |  |                    |                    |   |                       |                             |                    |                          |                                 |   |
|                              | <b>Total .....</b>   | ††                 | ††                 | ††                                      | ††                    | 494                         | 71 716             | 23 533                   | 5 536                           | 2 240   |
| 70                           | <b>Hotels, motels, and other lodging places .....</b>                  | ††                 | ††                 | ††                                      | ††                    | 33                          | (D)                | (D)                      | (D)                             | (D)   |
| 7011                         | Hotels, motor hotels, and motels .....                                 | ††                 | ††                 | ††                                      | ††                    | 30                          | 5 042              | 1 148                    | 249                             | 200   |
| 7011 pt.                     | Hotels .....   | ††                 | ††                 | ††                                      | ††                    | 4                           | (D)                | (D)                      | (D)                             | (D)   |
| 7011 pt.                     | Motels, motor hotels, and tourist courts .....                         | ††                 | ††                 | ††                                      | ††                    | 26                          | (D)                | (D)                      | (D)                             | (D)   |
| 702, 3, 4                    | Other lodging places .....   | ††                 | ††                 | ††                                      | ††                    | 3                           | (D)                | (D)                      | (D)                             | (D)   |
| 72                           | <b>Personal services .....</b>   | ††                 | ††                 | ††                                      | ††                    | 67                          | 5 225              | 1 751                    | 427                             | 260   |
| 721                          | Laundry, cleaning, and garment services .....                          | ††                 | ††                 | ††                                      | ††                    | 14                          | 1 390              | 453                      | 135                             | 70  |
| 7215                         | Coin-operated laundries and dry cleaning .....                         | ††                 | ††                 | ††                                      | ††                    | 8                           | 277                | 67                       | 15                              | 24  |
| 721 ex. 7215                 | Other laundry, cleaning, and garment services .....                    | ††                 | ††                 | ††                                      | ††                    | 6                           | 1 113              | 386                      | 120                             | 46  |
| 7211                         | Power laundries, family and commercial* .....                          | **                 | **                 | **                                      | **                    | -                           | -                  | -                        | -                               | -   |
| 7216                         | Dry-cleaning plants, except rug cleaning* .....                        | **                 | **                 | **                                      | **                    | 1                           | (D)                | (D)                      | (D)                             | (D)   |
| Other 721                    | Laundry and cleaning services, n.e.c.* .....                           | **                 | **                 | **                                      | **                    | 5                           | (D)                | (D)                      | (D)                             | (D)   |
| 722                          | Photographic studios, portrait .....                                   | ††                 | ††                 | ††                                      | ††                    | 8                           | 474                | 87                       | 19                              | 20  |
| 723, 4                       | <b>Beauty and barber shops .....</b>                                   | ††                 | ††                 | ††                                      | ††                    | 36                          | 2 099              | 913                      | 200                             | 133   |
| 723                          | Beauty shops .....   | ††                 | ††                 | ††                                      | ††                    | 35                          | (D)                | (D)                      | (D)                             | (D)   |
| 724                          | Barber shops .....   | ††                 | ††                 | ††                                      | ††                    | 1                           | (D)                | (D)                      | (D)                             | (D)   |
| 725                          | Shoe repair, shoe shine, and hat-cleaning shops .....                  | ††                 | ††                 | ††                                      | ††                    | -                           | -                  | -                        | -                               | -   |
| 726                          | Funeral service and crematories .....                                  | ††                 | ††                 | ††                                      | ††                    | 4                           | (D)                | (D)                      | (D)                             | (D)   |
| 729                          | Miscellaneous personal services .....                                  | ††                 | ††                 | ††                                      | ††                    | 5                           | (D)                | (D)                      | (D)                             | (D)   |
| 73                           | <b>Business services .....</b>   | ††                 | ††                 | ††                                      | ††                    | 49                          | 6 563              | 1 972                    | 465                             | 237   |
| 731                          | Advertising .....  | ††                 | ††                 | ††                                      | ††                    | -                           | -                  | -                        | -                               | -   |
| 734                          | Services to dwellings and other buildings .....                        | ††                 | ††                 | ††                                      | ††                    | 14                          | 691                | 224                      | 54                              | 48  |
| 737                          | Computer and data processing services .....                            | ††                 | ††                 | ††                                      | ††                    | 4                           | 1 659              | 463                      | 119                             | 31  |
| 7392                         | Management, consulting, and public relations services .....            | ††                 | ††                 | ††                                      | ††                    | 5                           | (D)                | (D)                      | (D)                             | (D)   |
| 7394                         | Equipment rental and leasing services .....                            | ††                 | ††                 | ††                                      | ††                    | 6                           | 1 274              | 317                      | 69                              | 25  |
| Other 73                     | Other business services .....  | ††                 | ††                 | ††                                      | ††                    | 20                          | (D)                | (D)                      | (D)                             | (D)   |
| 75                           | <b>Automotive repair, services, and garages .....</b>                  | ††                 | ††                 | ††                                      | ††                    | 42                          | 7 250              | 1 457                    | 349                             | 143   |
| 751                          | Automotive rental and leasing, without drivers .....                   | ††                 | ††                 | ††                                      | ††                    | 1                           | (D)                | (D)                      | (D)                             | (D)   |
| 752                          | Automobile parking .....   | ††                 | ††                 | ††                                      | ††                    | -                           | -                  | -                        | -                               | -   |
| 753                          | Automotive repair shops .....  | ††                 | ††                 | ††                                      | ††                    | 38                          | 6 678              | 1 334                    | 323                             | 123   |
| 7538                         | General automotive repair shops .....                                  | ††                 | ††                 | ††                                      | ††                    | 23                          | 3 850              | 641                      | 143                             | 54  |
| 7531                         | Top and body repair shops .....  | ††                 | ††                 | ††                                      | ††                    | 8                           | 1 810              | 394                      | 112                             | 44  |
| 7534, 5, 9                   | Other automotive repair shops .....                                    | ††                 | ††                 | ††                                      | ††                    | 7                           | 1 018              | 299                      | 68                              | 25  |
| 754                          | Automotive services, except repair .....                               | ††                 | ††                 | ††                                      | ††                    | 3                           | (D)                | (D)                      | (D)                             | (D)   |
| 76                           | <b>Miscellaneous repair services .....</b>                             | ††                 | ††                 | ††                                      | ††                    | 24                          | 3 681              | 950                      | 197                             | 75  |
| 762                          | Electrical and electronic repair shops .....                           | ††                 | ††                 | ††                                      | ††                    | 3                           | 374                | 83                       | 15                              | 6   |
| 7622                         | Radio and TV repair shops .....  | ††                 | ††                 | ††                                      | ††                    | 3                           | 374                | 83                       | 15                              | 6   |
| 7623, 9                      | Other electrical and electronic repair shops .....                     | ††                 | ††                 | ††                                      | ††                    | -                           | -                  | -                        | -                               | -   |
| 764                          | Reupholstery and furniture repair .....                                | ††                 | ††                 | ††                                      | ††                    | 3                           | (D)                | (D)                      | (D)                             | (D)   |
| 763, 9                       | Other repair shops and related services .....                          | ††                 | ††                 | ††                                      | ††                    | 18                          | (D)                | (D)                      | (D)                             | (D)   |



**Table 6. Summary Statistics for Firms Subject to Federal Income Tax for Counties With 300 Establishments or More: 1982—Con.**

[For meaning of abbreviations and symbols, see introductory text. For explanation of terms and comparability of 1977 and 1982 censuses, see appendix A. For information on geographic areas followed by Δ, see appendix F]

| SIC code   | Geographic area and kind of business or operation               | All establishments |                    |   |                       | Establishments with payroll |                    |                          |                                 |   |
|--|---|--------------------|--------------------|---|-----------------------|-----------------------------|--------------------|--------------------------|---------------------------------|---|
|  |   | Number             | Receipts (\$1,000) | Unincorporated businesses or operations |                       | Number                      | Receipts (\$1,000) | Annual payroll (\$1,000) | First quarter payroll (\$1,000) | Paid employees for pay period including March 12 (number) |
|  |   |                    |                    | Individual proprietorships (number)     | Partnerships (number) |                             |                    |                          |                                 |   |
| <b>DOUGLAS COUNTY—Con.</b>   |   |                    |                    |   |                       |                             |                    |                          |                                 |   |
| 78, 79   | Amusement and recreation services, including motion pictures... | ††                 | ††                 | ††                                      | ††                    | 23                          | 3 534              | 813                      | 168                             | 144   |
| 781, 2   | Motion picture production, distribution, and services           | ††                 | ††                 | ††                                      | ††                    | -                           | -                  | -                        | -                               | -   |
| 783  | Motion picture theaters   | ††                 | ††                 | ††                                      | ††                    | 5                           | (D)                | (D)                      | (D)                             | (D)   |
| 792  | Producers, orchestras, and entertainers                         | ††                 | ††                 | ††                                      | ††                    | 1                           | (D)                | (D)                      | (D)                             | (D)   |
| 793  | Bowling alleys and billiards and pool establishments            | ††                 | ††                 | ††                                      | ††                    | 5                           | (D)                | (D)                      | (D)                             | (D)   |
| 79 ex. 792, 3  | Commercial sports and other amusement and recreation services   | ††                 | ††                 | ††                                      | ††                    | 12                          | 1 732              | 446                      | 73                              | 54  |
| 80, ex. 806  | Health services, except hospitals                               | ††                 | ††                 | ††                                      | ††                    | 159                         | 29 550             | 11 714                   | 2 771                           | 828   |
| 801  | Offices of physicians   | ††                 | ††                 | ††                                      | ††                    | 82                          | 15 208             | 6 525                    | 1 516                           | 351   |
| 802  | Offices of dentists   | ††                 | ††                 | ††                                      | ††                    | 42                          | 6 264              | 2 288                    | 533                             | 171   |
| 803  | Offices of osteopathic physicians                               | ††                 | ††                 | ††                                      | ††                    | 5                           | 864                | 443                      | 131                             | 29  |
| 8041   | Offices of chiropractors  | ††                 | ††                 | ††                                      | ††                    | 9                           | 697                | 198                      | 48                              | 16  |
| 8042   | Offices of optometrists   | ††                 | ††                 | ††                                      | ††                    | 8                           | 690                | 126                      | 29                              | 15  |
| 805  | Nursing and personal care facilities                            | ††                 | ††                 | ††                                      | ††                    | 2                           | (D)                | (D)                      | (D)                             | (D)   |
| 8049, 807, 8, 9  | Other health services   | ††                 | ††                 | ††                                      | ††                    | 11                          | (D)                | (D)                      | (D)                             | (D)   |
| 81   | Legal services  | ††                 | ††                 | ††                                      | ††                    | 33                          | 4 511              | 1 359                    | 333                             | 95  |
| 823, 4, 9  | Selected educational services                                   | ††                 | ††                 | ††                                      | ††                    | 1                           | (D)                | (D)                      | (D)                             | (D)   |
| 891  | Engineering, architectural, and surveying services              | ††                 | ††                 | ††                                      | ††                    | 16                          | 1 590              | 639                      | 115                             | 55  |
| 893  | Accounting, auditing, and bookkeeping services                  | ††                 | ††                 | ††                                      | ††                    | 34                          | 3 702              | 1 303                    | 373                             | 132   |
| 83, 892, 9   | Social and other services                                       | ††                 | ††                 | ††                                      | ††                    | 13                          | 954                | 399                      | 83                              | 65  |
| 83   | Social services   | ††                 | ††                 | ††                                      | ††                    | 11                          | (D)                | (D)                      | (D)                             | (D)   |
| 892, 9   | Other services  | ††                 | ††                 | ††                                      | ††                    | 2                           | (D)                | (D)                      | (D)                             | (D)   |
| <b>JACKSON COUNTY<br/>(Coextensive with Medford, Oreg., SMSA; see table 4a.)</b> |   |                    |                    |   |                       |                             |                    |                          |                                 |   |
| <b>JOSEPHINE COUNTY</b>  |   |                    |                    |   |                       |                             |                    |                          |                                 |   |
| <b>Total</b>   |   | ††                 | ††                 | ††                                      | ††                    | 317                         | 55 213             | 18 577                   | 4 547                           | 2 169   |
| 70   | Hotels, motels, and other lodging places                        | ††                 | ††                 | ††                                      | ††                    | 24                          | 11 812             | 3 027                    | 797                             | 505   |
| 7011   | Hotels, motor hotels, and motels                                | ††                 | ††                 | ††                                      | ††                    | 20                          | (D)                | (D)                      | (D)                             | (D)   |
| 7011 pt.   | Hotels  | ††                 | ††                 | ††                                      | ††                    | 3                           | (D)                | (D)                      | (D)                             | (D)   |
| 7011 pt.   | Motels, motor hotels, and tourist courts                        | ††                 | ††                 | ††                                      | ††                    | 17                          | (D)                | (D)                      | (D)                             | (D)   |
| 702, 3, 4  | Other lodging places  | ††                 | ††                 | ††                                      | ††                    | 4                           | (D)                | (D)                      | (D)                             | (D)   |
| 72   | Personal services   | ††                 | ††                 | ††                                      | ††                    | 42                          | 3 429              | 1 008                    | 228                             | 155   |
| 721  | Laundry, cleaning, and garment services                         | ††                 | ††                 | ††                                      | ††                    | 12                          | 1 237              | 337                      | 77                              | 46  |
| 7215   | Coin-operated laundries and dry cleaning                        | ††                 | ††                 | ††                                      | ††                    | 4                           | 196                | 42                       | 9                               | 8   |
| 721 ex. 7215   | Other laundry, cleaning, and garment services                   | ††                 | ††                 | ††                                      | ††                    | 8                           | 1 041              | 295                      | 68                              | 38  |
| 7211   | Power laundries, family and commercial*                         | ††                 | ††                 | ††                                      | ††                    | -                           | -                  | -                        | -                               | -   |
| 7216   | Dry-cleaning plants, except rug cleaning*                       | ††                 | ††                 | ††                                      | ††                    | 3                           | (D)                | (D)                      | (D)                             | (D)   |
| Other 721  | Laundry and cleaning services, n.e.c.*                          | ††                 | ††                 | ††                                      | ††                    | 5                           | (D)                | (D)                      | (D)                             | (D)   |
| 722  | Photographic studios, portrait                                  | ††                 | ††                 | ††                                      | ††                    | 2                           | (D)                | (D)                      | (D)                             | (D)   |
| 723, 4   | Beauty and barber shops   | ††                 | ††                 | ††                                      | ††                    | 23                          | 1 184              | 441                      | 107                             | 88  |
| 723  | Beauty shops  | ††                 | ††                 | ††                                      | ††                    | 20                          | (D)                | (D)                      | (D)                             | (D)   |
| 724  | Barber shops  | ††                 | ††                 | ††                                      | ††                    | 3                           | (D)                | (D)                      | (D)                             | (D)   |
| 725  | Shoe repair, shoe shine, and hat-cleaning shops                 | ††                 | ††                 | ††                                      | ††                    | -                           | -                  | -                        | -                               | -   |
| 726  | Funeral service and crematories                                 | ††                 | ††                 | ††                                      | ††                    | 3                           | 789                | 180                      | 32                              | 11  |
| 729  | Miscellaneous personal services                                 | ††                 | ††                 | ††                                      | ††                    | 2                           | (D)                | (D)                      | (D)                             | (D)   |
| 73   | Business services   | ††                 | ††                 | ††                                      | ††                    | 20                          | 3 924              | 1 618                    | 384                             | 259   |
| 731  | Advertising   | ††                 | ††                 | ††                                      | ††                    | 1                           | (D)                | (D)                      | (D)                             | (D)   |
| 734  | Services to dwellings and other buildings                       | ††                 | ††                 | ††                                      | ††                    | -                           | -                  | -                        | -                               | -   |
| 737  | Computer and data processing services                           | ††                 | ††                 | ††                                      | ††                    | 1                           | (D)                | (D)                      | (D)                             | (D)   |
| 7392   | Management, consulting, and public relations services           | ††                 | ††                 | ††                                      | ††                    | 5                           | 442                | 167                      | 39                              | 16  |
| 7394   | Equipment rental and leasing services                           | ††                 | ††                 | ††                                      | ††                    | 3                           | (D)                | (D)                      | (D)                             | (D)   |
| Other 73   | Other business services   | ††                 | ††                 | ††                                      | ††                    | 10                          | 2 283              | 1 179                    | 288                             | 216   |
| 75   | Automotive repair, services, and garages                        | ††                 | ††                 | ††                                      | ††                    | 30                          | 2 977              | 890                      | 193                             | 71  |
| 751  | Automotive rental and leasing, without drivers                  | ††                 | ††                 | ††                                      | ††                    | 2                           | (D)                | (D)                      | (D)                             | (D)   |
| 752  | Automobile parking  | ††                 | ††                 | ††                                      | ††                    | -                           | -                  | -                        | -                               | -   |
| 753  | Automotive repair shops   | ††                 | ††                 | ††                                      | ††                    | 25                          | 2 625              | 780                      | 175                             | 63  |
| 7538   | General automotive repair shops                                 | ††                 | ††                 | ††                                      | ††                    | 10                          | 1 119              | 339                      | 70                              | 25  |
| 7531   | Top and body repair shops                                       | ††                 | ††                 | ††                                      | ††                    | 8                           | 853                | 278                      | 65                              | 22  |
| 7534, 5, 9   | Other automotive repair shops                                   | ††                 | ††                 | ††                                      | ††                    | 7                           | 653                | 163                      | 40                              | 16  |
| 754  | Automotive services, except repair                              | ††                 | ††                 | ††                                      | ††                    | 3                           | (D)                | (D)                      | (D)                             | (D)   |

**Table 6. Summary Statistics for Firms Subject to Federal Income Tax for Counties With 300 Establishments or More: 1982—Con.**

[For meaning of abbreviations and symbols, see introductory text. For explanation of terms and comparability of 1977 and 1982 censuses, see appendix A. For information on geographic areas followed by Δ, see appendix F]

| SIC code                     | Geographic area and kind of business or operation                   | All establishments |                    |   |                       | Establishments with payroll |                    |                          |                                 |   |
|------------------------------|---|--------------------|--------------------|---|-----------------------|-----------------------------|--------------------|--------------------------|---------------------------------|---|
|                              |   | Number             | Receipts (\$1,000) | Unincorporated businesses or operations |                       | Number                      | Receipts (\$1,000) | Annual payroll (\$1,000) | First quarter payroll (\$1,000) | Paid employees for pay period including March 12 (number) |
|                              |   |                    |                    | Individual proprietorships (number)     | Partnerships (number) |                             |                    |                          |                                 |   |
| <b>JOSEPHINE COUNTY—Con.</b> |   |                    |                    |   |                       |                             |                    |                          |                                 |   |
| 76                           | Miscellaneous repair services -----                                 | ††                 | ††                 | ††                                      | ††                    | 11                          | 534                | 146                      | 36                              | 19  |
| 762                          | Electrical and electronic repair shops -----                        | ††                 | ††                 | ††                                      | ††                    | 3                           | 266                | 62                       | 15                              | 6   |
| 7622                         | Radio and TV repair shops -----                                     | ††                 | ††                 | ††                                      | ††                    | 2                           | (D)                | (D)                      | (D)                             | (D)   |
| 7623, 9                      | Other electrical and electronic repair shops -----                  | ††                 | ††                 | ††                                      | ††                    | 1                           | (D)                | (D)                      | (D)                             | (D)   |
| 764                          | Reupholstery and furniture repair -----                             | ††                 | ††                 | ††                                      | ††                    | 3                           | 159                | 48                       | 13                              | 7   |
| 763, 9                       | Other repair shops and related services -----                       | ††                 | ††                 | ††                                      | ††                    | 5                           | 109                | 36                       | 8                               | 6   |
| 78, 79                       | Amusement and recreation services, including motion pictures -----  | ††                 | ††                 | ††                                      | ††                    | 21                          | 3 995              | 805                      | 206                             | 150   |
| 781, 2                       | Motion picture production, distribution, and services -----         | ††                 | ††                 | ††                                      | ††                    | -                           | -                  | -                        | -                               | -   |
| 783                          | Motion picture theaters -----                                       | ††                 | ††                 | ††                                      | ††                    | 6                           | (D)                | (D)                      | (D)                             | (D)   |
| 792                          | Producers, orchestras, and entertainers -----                       | ††                 | ††                 | ††                                      | ††                    | 1                           | (D)                | (D)                      | (D)                             | (D)   |
| 793                          | Bowling alleys and billiards and pool establishments -----          | ††                 | ††                 | ††                                      | ††                    | 2                           | (D)                | (D)                      | (D)                             | (D)   |
| 79 ex. 792, 3                | Commercial sports and other amusement and recreation services ----- | ††                 | ††                 | ††                                      | ††                    | 12                          | 1 751              | 377                      | 71                              | 40  |
| 80, ex. 806                  | Health services, except hospitals -----                             | ††                 | ††                 | ††                                      | ††                    | 106                         | 22 117             | 9 052                    | 2 201                           | 811   |
| 801                          | Offices of physicians -----   | ††                 | ††                 | ††                                      | ††                    | 45                          | 10 107             | 3 879                    | 1 038                           | 196   |
| 802                          | Offices of dentists -----   | ††                 | ††                 | ††                                      | ††                    | 33                          | 4 437              | 1 569                    | 380                             | 126   |
| 803                          | Offices of osteopathic physicians -----                             | ††                 | ††                 | ††                                      | ††                    | 3                           | 164                | 48                       | 11                              | 6   |
| 8041                         | Offices of chiropractors -----                                      | ††                 | ††                 | ††                                      | ††                    | 4                           | 402                | 50                       | 11                              | 6   |
| 8042                         | Offices of optometrists -----                                       | ††                 | ††                 | ††                                      | ††                    | 4                           | (D)                | (D)                      | (D)                             | (D)   |
| 805                          | Nursing and personal care facilities -----                          | ††                 | ††                 | ††                                      | ††                    | 5                           | 5 677              | 3 175                    | 678                             | 444   |
| 8049, 807, 8, 9              | Other health services -----   | ††                 | ††                 | ††                                      | ††                    | 12                          | (D)                | (D)                      | (D)                             | (D)   |
| 81                           | Legal services -----  | ††                 | ††                 | ††                                      | ††                    | 22                          | 2 989              | 713                      | 177                             | 81  |
| 823, 4, 9                    | Selected educational services -----                                 | ††                 | ††                 | ††                                      | ††                    | -                           | -                  | -                        | -                               | -   |
| 891                          | Engineering, architectural, and surveying services -----            | ††                 | ††                 | ††                                      | ††                    | 12                          | 1 045              | 476                      | 118                             | 40  |
| 893                          | Accounting, auditing, and bookkeeping services -----                | ††                 | ††                 | ††                                      | ††                    | 20                          | 1 442              | 536                      | 133                             | 49  |
| 83, 892, 9                   | Social and other services -----                                     | ††                 | ††                 | ††                                      | ††                    | 9                           | 949                | 306                      | 74                              | 29  |
| 83                           | Social services -----   | **                 | **                 | **                                      | **                    | 6                           | (D)                | (D)                      | (D)                             | (D)   |
| 892, 9                       | Other services -----  | **                 | **                 | **                                      | **                    | 3                           | (D)                | (D)                      | (D)                             | (D)   |
| <b>KLAMATH COUNTY</b>        |   |                    |                    |   |                       |                             |                    |                          |                                 |   |
|                              | Total -----   | ††                 | ††                 | ††                                      | ††                    | 326                         | 49 293             | 17 342                   | 4 351                           | 1 521   |
| 70                           | Hotels, motels, and other lodging places -----                      | ††                 | ††                 | ††                                      | ††                    | 29                          | 4 781              | 969                      | 221                             | 184   |
| 7011                         | Hotels, motor hotels, and motels -----                              | ††                 | ††                 | ††                                      | ††                    | 26                          | 4 420              | 940                      | 215                             | 179   |
| 7011 pt.                     | Hotels -----  | ††                 | ††                 | ††                                      | ††                    | 4                           | (D)                | (D)                      | (D)                             | (D)   |
| 7011 pt.                     | Motels, motor hotels, and tourist courts -----                      | ††                 | ††                 | ††                                      | ††                    | 22                          | (D)                | (D)                      | (D)                             | (D)   |
| 702, 3, 4                    | Other lodging places -----  | ††                 | ††                 | ††                                      | ††                    | 3                           | 361                | 29                       | 6                               | 5   |
| 72                           | Personal services -----   | ††                 | ††                 | ††                                      | ††                    | 33                          | 3 507              | 1 190                    | 294                             | 157   |
| 721                          | Laundry, cleaning, and garment services -----                       | ††                 | ††                 | ††                                      | ††                    | 11                          | 1 557              | 429                      | 104                             | 55  |
| 7215                         | Coin-operated laundries and dry cleaning -----                      | ††                 | ††                 | ††                                      | ††                    | 4                           | (D)                | (D)                      | (D)                             | (D)   |
| 721 ex. 7215                 | Other laundry, cleaning, and garment services -----                 | ††                 | ††                 | ††                                      | ††                    | 7                           | (D)                | (D)                      | (D)                             | (D)   |
| 7211                         | Power laundries, family and commercial* -----                       | **                 | **                 | **                                      | **                    | -                           | -                  | -                        | -                               | -   |
| 7216                         | Dry-cleaning plants, except rug cleaning* -----                     | **                 | **                 | **                                      | **                    | 5                           | 374                | 74                       | 19                              | 16  |
| Other 721                    | Laundry and cleaning services, n.e.c.* -----                        | **                 | **                 | **                                      | **                    | 2                           | (D)                | (D)                      | (D)                             | (D)   |
| 722                          | Photographic studios, portrait -----                                | ††                 | ††                 | ††                                      | ††                    | 1                           | (D)                | (D)                      | (D)                             | (D)   |
| 723, 4                       | Beauty and barber shops -----                                       | ††                 | ††                 | ††                                      | ††                    | 14                          | 939                | 407                      | 98                              | 67  |
| 723                          | Beauty shops -----  | ††                 | ††                 | ††                                      | ††                    | 14                          | 939                | 407                      | 98                              | 67  |
| 724                          | Barber shops -----  | ††                 | ††                 | ††                                      | ††                    | -                           | -                  | -                        | -                               | -   |
| 725                          | Shoe repair, shoe shine, and hat-cleaning shops -----               | ††                 | ††                 | ††                                      | ††                    | 1                           | (D)                | (D)                      | (D)                             | (D)   |
| 726                          | Funeral service and crematories -----                               | ††                 | ††                 | ††                                      | ††                    | 3                           | 632                | 196                      | 52                              | 15  |
| 729                          | Miscellaneous personal services -----                               | ††                 | ††                 | ††                                      | ††                    | 3                           | (D)                | (D)                      | (D)                             | (D)   |
| 73                           | Business services -----   | ††                 | ††                 | ††                                      | ††                    | 36                          | 4 476              | 1 421                    | 360                             | 200   |
| 731                          | Advertising -----   | ††                 | ††                 | ††                                      | ††                    | -                           | -                  | -                        | -                               | -   |
| 734                          | Services to dwellings and other buildings -----                     | ††                 | ††                 | ††                                      | ††                    | 8                           | 546                | 215                      | 57                              | 60  |
| 737                          | Computer and data processing services -----                         | ††                 | ††                 | ††                                      | ††                    | 3                           | 238                | 118                      | 47                              | 13  |
| 7392                         | Management, consulting, and public relations services -----         | ††                 | ††                 | ††                                      | ††                    | 6                           | 452                | 170                      | 45                              | 19  |
| 7394                         | Equipment rental and leasing services -----                         | ††                 | ††                 | ††                                      | ††                    | 6                           | 1 127              | 275                      | 62                              | 28  |
| Other 73                     | Other business services -----                                       | ††                 | ††                 | ††                                      | ††                    | 13                          | 2 113              | 643                      | 149                             | 80  |
| 75                           | Automotive repair, services, and garages -----                      | ††                 | ††                 | ††                                      | ††                    | 34                          | 4 069              | 901                      | 219                             | 86  |
| 751                          | Automotive rental and leasing, without drivers -----                | ††                 | ††                 | ††                                      | ††                    | 1                           | (D)                | (D)                      | (D)                             | (D)   |
| 752                          | Automobile parking -----  | ††                 | ††                 | ††                                      | ††                    | -                           | -                  | -                        | -                               | -   |
| 753                          | Automotive repair shops -----                                       | ††                 | ††                 | ††                                      | ††                    | 27                          | 3 491              | 811                      | 189                             | 69  |
| 7538                         | General automotive repair shops -----                               | ††                 | ††                 | ††                                      | ††                    | 14                          | 1 549              | 281                      | 59                              | 32  |
| 7531                         | Top and body repair shops -----                                     | ††                 | ††                 | ††                                      | ††                    | 7                           | 968                | 273                      | 66                              | 17  |
| 7534, 5, 9                   | Other automotive repair shops -----                                 | ††                 | ††                 | ††                                      | ††                    | 7                           | 974                | 257                      | 64                              | 20  |
| 754                          | Automotive services, except repair -----                            | ††                 | ††                 | ††                                      | ††                    | 6                           | (D)                | (D)                      | (D)                             | (D)   |



**Table 6. Summary Statistics for Firms Subject to Federal Income Tax for Counties With 300 Establishments or More: 1982—Con.**

[For meaning of abbreviations and symbols, see introductory text. For explanation of terms and comparability of 1977 and 1982 censuses, see appendix A. For information on geographic areas followed by Δ, see appendix F]

| SIC code   | Geographic area and kind of business or operation                   | All establishments |                    |   |                       | Establishments with payroll |                    |                          |                                 |   |
|--|---|--------------------|--------------------|---|-----------------------|-----------------------------|--------------------|--------------------------|---------------------------------|---|
|  |   | Number             | Receipts (\$1,000) | Unincorporated businesses or operations |                       | Number                      | Receipts (\$1,000) | Annual payroll (\$1,000) | First quarter payroll (\$1,000) | Paid employees for pay period including March 12 (number) |
|  |   |                    |                    | Individual proprietorships (number)     | Partnerships (number) |                             |                    |                          |                                 |   |
| <b>KLAMATH COUNTY—Con.</b>   |   |                    |                    |   |                       |                             |                    |                          |                                 |   |
| 76   | Miscellaneous repair services .....                                 | ††                 | ††                 | ††                                      | ††                    | 11                          | (D)                | (D)                      | (D)                             | (D)   |
| 762  | Electrical and electronic repair shops .....                        | ††                 | ††                 | ††                                      | ††                    | 6                           | 598                | 187                      | 42                              | 14  |
| 7622   | Radio and TV repair shops .....                                     | ††                 | ††                 | ††                                      | ††                    | 2                           | (D)                | (D)                      | (D)                             | (D)   |
| 7623, 9  | Other electrical and electronic repair shops .....                  | ††                 | ††                 | ††                                      | ††                    | 4                           | (D)                | (D)                      | (D)                             | (D)   |
| 764  | Reupholstery and furniture repair .....                             | ††                 | ††                 | ††                                      | ††                    | 3                           | 146                | 37                       | 8                               | 3   |
| 763, 9   | Other repair shops and related services .....                       | ††                 | ††                 | ††                                      | ††                    | 2                           | (D)                | (D)                      | (D)                             | (D)   |
| 78, 79   | Amusement and recreation services, including motion pictures .....  | ††                 | ††                 | ††                                      | ††                    | 17                          | 2 647              | 597                      | 136                             | 102   |
| 781, 2   | Motion picture production, distribution, and services .....         | ††                 | ††                 | ††                                      | ††                    | -                           | -                  | -                        | -                               | -   |
| 783  | Motion picture theaters .....                                       | ††                 | ††                 | ††                                      | ††                    | 3                           | (D)                | (D)                      | (D)                             | (D)   |
| 792  | Producers, orchestras, and entertainers .....                       | ††                 | ††                 | ††                                      | ††                    | -                           | -                  | -                        | -                               | -   |
| 793  | Bowling alleys and billiards and pool establishments .....          | ††                 | ††                 | ††                                      | ††                    | 2                           | (D)                | (D)                      | (D)                             | (D)   |
| 79 ex. 792, 3  | Commercial sports and other amusement and recreation services ..... | ††                 | ††                 | ††                                      | ††                    | 12                          | (D)                | (D)                      | (D)                             | (D)   |
| 80, ex. 806  | Health services, except hospitals .....                             | ††                 | ††                 | ††                                      | ††                    | 97                          | 19 974             | 9 017                    | 2 293                           | 543   |
| 801  | Offices of physicians .....   | ††                 | ††                 | ††                                      | ††                    | 46                          | 11 583             | 6 046                    | 1 535                           | 213   |
| 802  | Offices of dentists .....   | ††                 | ††                 | ††                                      | ††                    | 31                          | 3 757              | 1 285                    | 289                             | 110   |
| 803  | Offices of osteopathic physicians .....                             | ††                 | ††                 | ††                                      | ††                    | -                           | -                  | -                        | -                               | -   |
| 8041   | Offices of chiropractors .....                                      | ††                 | ††                 | ††                                      | ††                    | 4                           | 401                | 43                       | 12                              | 10  |
| 8042   | Offices of optometrists .....                                       | ††                 | ††                 | ††                                      | ††                    | 4                           | 883                | 153                      | 44                              | 17  |
| 805  | Nursing and personal care facilities .....                          | ††                 | ††                 | ††                                      | ††                    | 2                           | (D)                | (D)                      | (D)                             | (D)   |
| 8049, 807, 8, 9  | Other health services .....   | ††                 | ††                 | ††                                      | ††                    | 10                          | (D)                | (D)                      | (D)                             | (D)   |
| 81   | Legal services .....  | ††                 | ††                 | ††                                      | ††                    | 39                          | 4 492              | 1 386                    | 308                             | 100   |
| 823, 4, 9  | Selected educational services .....                                 | ††                 | ††                 | ††                                      | ††                    | 1                           | (D)                | (D)                      | (D)                             | (D)   |
| 891  | Engineering, architectural, and surveying services .....            | ††                 | ††                 | ††                                      | ††                    | 9                           | 853                | 227                      | 61                              | 26  |
| 893  | Accounting, auditing, and bookkeeping services .....                | ††                 | ††                 | ††                                      | ††                    | 19                          | 3 605              | 1 384                    | 404                             | 101   |
| 83, 892, 9   | Social and other services .....                                     | ††                 | ††                 | ††                                      | ††                    | 1                           | (D)                | (D)                      | (D)                             | (D)   |
| 83   | Social services .....   | ..                 | ..                 | ..                                      | ..                    | 1                           | (D)                | (D)                      | (D)                             | (D)   |
| 892, 9   | Other services .....  | ..                 | ..                 | ..                                      | ..                    | -                           | -                  | -                        | -                               | -   |
| <b>LANE COUNTY<br/>(Coextensive with Eugene-Springfield, Oreg., SMSA; see table 4a.)</b> |   |                    |                    |   |                       |                             |                    |                          |                                 |   |
| <b>LINN COUNTY</b>   |   |                    |                    |   |                       |                             |                    |                          |                                 |   |
|  | Total .....   | ††                 | ††                 | ††                                      | ††                    | 393                         | 61 784             | 23 146                   | 6 007                           | 1 910   |
| 70   | Hotels, motels, and other lodging places .....                      | ††                 | ††                 | ††                                      | ††                    | 13                          | 2 073              | 430                      | 78                              | 73  |
| 7011   | Hotels, motor hotels, and motels .....                              | ††                 | ††                 | ††                                      | ††                    | 12                          | (D)                | (D)                      | (D)                             | (D)   |
| 7011 pt.   | Hotels .....  | ††                 | ††                 | ††                                      | ††                    | -                           | -                  | -                        | -                               | -   |
| 7011 pt.   | Motels, motor hotels, and tourist courts .....                      | ††                 | ††                 | ††                                      | ††                    | 12                          | (D)                | (D)                      | (D)                             | (D)   |
| 702, 3, 4  | Other lodging places .....  | ††                 | ††                 | ††                                      | ††                    | 1                           | (D)                | (D)                      | (D)                             | (D)   |
| 72   | Personal services .....   | ††                 | ††                 | ††                                      | ††                    | 56                          | 4 616              | 1 320                    | 338                             | 208   |
| 721  | Laundry, cleaning, and garment services .....                       | ††                 | ††                 | ††                                      | ††                    | 10                          | 1 399              | 444                      | 111                             | 73  |
| 7215   | Coin-operated laundries and dry cleaning .....                      | ††                 | ††                 | ††                                      | ††                    | 3                           | 258                | 43                       | 13                              | 12  |
| 721 ex.  | Other laundry, cleaning, and garment services .....                 | ††                 | ††                 | ††                                      | ††                    | 7                           | 1 141              | 401                      | 98                              | 61  |
| 7215   | Power laundries, family and commercial* .....                       | ..                 | ..                 | ..                                      | ..                    | 1                           | (D)                | (D)                      | (D)                             | (D)   |
| 7216   | Dry-cleaning plants, except rug cleaning* .....                     | ..                 | ..                 | ..                                      | ..                    | 4                           | (D)                | (D)                      | (D)                             | (D)   |
| Other 721  | Laundry and cleaning services, n.e.c.* .....                        | ..                 | ..                 | ..                                      | ..                    | 2                           | (D)                | (D)                      | (D)                             | (D)   |
| 722  | Photographic studios, portrait .....                                | ††                 | ††                 | ††                                      | ††                    | 6                           | 282                | 52                       | 14                              | 16  |
| 723, 4   | Beauty and barber shops .....                                       | ††                 | ††                 | ††                                      | ††                    | 29                          | 1 503              | 548                      | 128                             | 83  |
| 723  | Beauty shops .....  | ††                 | ††                 | ††                                      | ††                    | 26                          | 1 422              | 531                      | 124                             | 80  |
| 724  | Barber shops .....  | ††                 | ††                 | ††                                      | ††                    | 3                           | 81                 | 17                       | 4                               | 3   |
| 725  | Shoe repair, shoe shine, and hat-cleaning shops .....               | ††                 | ††                 | ††                                      | ††                    | -                           | -                  | -                        | -                               | -   |
| 726  | Funeral service and crematories .....                               | ††                 | ††                 | ††                                      | ††                    | 6                           | 1 292              | 254                      | 77                              | 31  |
| 729  | Miscellaneous personal services .....                               | ††                 | ††                 | ††                                      | ††                    | 5                           | 140                | 22                       | 8                               | 5   |
| 73   | Business services .....   | ††                 | ††                 | ††                                      | ††                    | 38                          | 6 529              | 2 113                    | 575                             | 174   |
| 731  | Advertising .....   | ††                 | ††                 | ††                                      | ††                    | 1                           | (D)                | (D)                      | (D)                             | (D)   |
| 734  | Services to dwellings and other buildings .....                     | ††                 | ††                 | ††                                      | ††                    | 9                           | 405                | 124                      | 21                              | 24  |
| 737  | Computer and data processing services .....                         | ††                 | ††                 | ††                                      | ††                    | 2                           | (D)                | (D)                      | (D)                             | (D)   |
| 7392   | Management, consulting, and public relations services .....         | ††                 | ††                 | ††                                      | ††                    | 5                           | (D)                | (D)                      | (D)                             | (D)   |
| 7394   | Equipment rental and leasing services .....                         | ††                 | ††                 | ††                                      | ††                    | 6                           | 1 730              | 439                      | 88                              | 31  |
| Other 73   | Other business services .....                                       | ††                 | ††                 | ††                                      | ††                    | 15                          | 2 983              | 1 020                    | 336                             | 90  |

**Table 6. Summary Statistics for Firms Subject to Federal Income Tax for Counties With 300 Establishments or More: 1982—Con.**

[For meaning of abbreviations and symbols, see introductory text. For explanation of terms and comparability of 1977 and 1982 censuses, see appendix A. For information on geographic areas followed by Δ, see appendix F]

| SIC code                | Geographic area and kind of business or operation                  | All establishments |                    |   |                       | Establishments with payroll |                    |                          |                                 |   |
|-------------------------|--|--------------------|--------------------|---|-----------------------|-----------------------------|--------------------|--------------------------|---------------------------------|---|
|                         |  | Number             | Receipts (\$1,000) | Unincorporated businesses or operations |                       | Number                      | Receipts (\$1,000) | Annual payroll (\$1,000) | First quarter payroll (\$1,000) | Paid employees for pay period including March 12 (number) |
|                         |  |                    |                    | Individual proprietorships (number)     | Partnerships (number) |                             |                    |                          |                                 |   |
| <b>LINN COUNTY—Con.</b> |  |                    |                    |   |                       |                             |                    |                          |                                 |   |
| 75                      | Automotive repair, services, and garages.....                      | ††                 | ††                 | ††                                      | ††                    | 32                          | 4 576              | 1 270                    | 312                             | 125   |
| 751                     | Automotive rental and leasing, without drivers .....               | ††                 | ††                 | ††                                      | ††                    | -                           | -                  | -                        | -                               | -   |
| 752                     | Automobile parking .....   | ††                 | ††                 | ††                                      | ††                    | -                           | -                  | -                        | -                               | -   |
| 753                     | Automotive repair shops.....                                       | ††                 | ††                 | ††                                      | ††                    | 27                          | 4 061              | 1 111                    | 273                             | 88  |
| 7538                    | General automotive repair shops .....                              | ††                 | ††                 | ††                                      | ††                    | 7                           | 900                | 218                      | 49                              | 16  |
| 7531                    | Top and body repair shops .....                                    | ††                 | ††                 | ††                                      | ††                    | 8                           | 1 171              | 403                      | 120                             | 32  |
| 7534, 5, 9              | Other automotive repair shops .....                                | ††                 | ††                 | ††                                      | ††                    | 12                          | 1 990              | 490                      | 104                             | 40  |
| 754                     | Automotive services, except repair .....                           | ††                 | ††                 | ††                                      | ††                    | 5                           | 515                | 159                      | 39                              | 37  |
| 76                      | Miscellaneous repair services .....                                | ††                 | ††                 | ††                                      | ††                    | 24                          | 3 944              | 809                      | 210                             | 78  |
| 762                     | Electrical and electronic repair shops .....                       | ††                 | ††                 | ††                                      | ††                    | 5                           | 510                | 179                      | 41                              | 14  |
| 7622                    | Radio and TV repair shops .....                                    | ††                 | ††                 | ††                                      | ††                    | 2                           | (D)                | (D)                      | (D)                             | (D)   |
| 7623, 9                 | Other electrical and electronic repair shops .....                 | ††                 | ††                 | ††                                      | ††                    | 3                           | (D)                | (D)                      | (D)                             | (D)   |
| 764                     | Reupholstery and furniture repair .....                            | ††                 | ††                 | ††                                      | ††                    | 2                           | (D)                | (D)                      | (D)                             | (D)   |
| 763, 9                  | Other repair shops and related services.....                       | ††                 | ††                 | ††                                      | ††                    | 17                          | (D)                | (D)                      | (D)                             | (D)   |
| 78, 79                  | Amusement and recreation services, including motion pictures... .. | ††                 | ††                 | ††                                      | ††                    | 23                          | 2 788              | 558                      | 126                             | 108   |
| 781, 2                  | Motion picture production, distribution, and services .....        | ††                 | ††                 | ††                                      | ††                    | -                           | -                  | -                        | -                               | -   |
| 783                     | Motion picture theaters.....                                       | ††                 | ††                 | ††                                      | ††                    | 9                           | 1 082              | 181                      | 34                              | 46  |
| 792                     | Producers, orchestras, and entertainers .....                      | ††                 | ††                 | ††                                      | ††                    | 1                           | (D)                | (D)                      | (D)                             | (D)   |
| 793                     | Bowling alleys and billiards and pool establishments .....         | ††                 | ††                 | ††                                      | ††                    | 4                           | 904                | 194                      | 60                              | 34  |
| 79 ex. 792, 3           | Commercial sports and other amusement and recreation services ..   | ††                 | ††                 | ††                                      | ††                    | 9                           | (D)                | (D)                      | (D)                             | (D)   |
| 80, ex. 806             | Health services, except hospitals .....                            | ††                 | ††                 | ††                                      | ††                    | 137                         | 27 213             | 11 793                   | 3 012                           | 868   |
| 801                     | Offices of physicians.....   | ††                 | ††                 | ††                                      | ††                    | 62                          | 13 085             | 6 568                    | 1 693                           | 316   |
| 802                     | Offices of dentists .....  | ††                 | ††                 | ††                                      | ††                    | 40                          | 6 445              | 2 573                    | 687                             | 182   |
| 803                     | Offices of osteopathic physicians.....                             | ††                 | ††                 | ††                                      | ††                    | 4                           | (D)                | (D)                      | (D)                             | (D)   |
| 8041                    | Offices of chiropractors .....                                     | ††                 | ††                 | ††                                      | ††                    | 10                          | 1 536              | 318                      | 77                              | 32  |
| 8042                    | Offices of optometrists .....                                      | ††                 | ††                 | ††                                      | ††                    | 9                           | 1 346              | 176                      | 41                              | 26  |
| 805                     | Nursing and personal care facilities.....                          | ††                 | ††                 | ††                                      | ††                    | 6                           | 3 936              | 1 807                    | 441                             | 275   |
| 8049, 807, 8, 9         | Other health services .....  | ††                 | ††                 | ††                                      | ††                    | 6                           | (D)                | (D)                      | (D)                             | (D)   |
| 81                      | Legal services.....  | ††                 | ††                 | ††                                      | ††                    | 27                          | 4 369              | 1 920                    | 430                             | 106   |
| 823, 4, 9               | Selected educational services.....                                 | ††                 | ††                 | ††                                      | ††                    | 1                           | (D)                | (D)                      | (D)                             | (D)   |
| 891                     | Engineering, architectural, and surveying services .....           | ††                 | ††                 | ††                                      | ††                    | 7                           | (D)                | (D)                      | (D)                             | (D)   |
| 893                     | Accounting, auditing, and bookkeeping services .....               | ††                 | ††                 | ††                                      | ††                    | 25                          | 2 988              | 1 602                    | 521                             | 80  |
| 83, 892, 9              | Social and other services .....                                    | ††                 | ††                 | ††                                      | ††                    | 10                          | 799                | 281                      | 76                              | 43  |
| 83                      | Social services .....  | ††                 | ††                 | ††                                      | ††                    | 10                          | 799                | 281                      | 76                              | 43  |
| 892, 9                  | Other services .....   | ††                 | ††                 | ††                                      | ††                    | -                           | -                  | -                        | -                               | -   |
| <b>MARION COUNTY</b>    |  |                    |                    |   |                       |                             |                    |                          |                                 |   |
|                         | Total.....   | ††                 | ††                 | ††                                      | ††                    | 1 315                       | 254 152            | 93 288                   | 22 935                          | 7 995   |
| 70                      | Hotels, motels, and other lodging places .....                     | ††                 | ††                 | ††                                      | ††                    | 22                          | (D)                | (D)                      | (D)                             | (D)   |
| 7011                    | Hotels, motor hotels, and motels .....                             | ††                 | ††                 | ††                                      | ††                    | 19                          | 4 874              | 1 099                    | 258                             | 210   |
| 7011 pt.                | Hotels .....   | ††                 | ††                 | ††                                      | ††                    | -                           | -                  | -                        | -                               | -   |
| 7011 pt.                | Motels, motor hotels, and tourist courts .....                     | ††                 | ††                 | ††                                      | ††                    | 19                          | 4 874              | 1 099                    | 258                             | 210   |
| 702, 3, 4               | Other lodging places .....   | ††                 | ††                 | ††                                      | ††                    | 3                           | (D)                | (D)                      | (D)                             | (D)   |
| 72                      | Personal services .....  | ††                 | ††                 | ††                                      | ††                    | 160                         | 16 752             | 6 431                    | 1 568                           | 878   |
| 721                     | Laundry, cleaning, and garment services .....                      | ††                 | ††                 | ††                                      | ††                    | 27                          | 4 038              | 1 193                    | 299                             | 156   |
| 7215                    | Coin-operated laundries and dry cleaning .....                     | ††                 | ††                 | ††                                      | ††                    | 1                           | (D)                | (D)                      | (D)                             | (D)   |
| 721 ex. 7215            | Other laundry, cleaning, and garment services .....                | ††                 | ††                 | ††                                      | ††                    | 26                          | (D)                | (D)                      | (D)                             | (D)   |
| 7211                    | Power laundries, family and commercial* .....                      | ††                 | ††                 | ††                                      | ††                    | 4                           | (D)                | (D)                      | (D)                             | (D)   |
| 7216                    | Dry-cleaning plants, except rug cleaning* .....                    | ††                 | ††                 | ††                                      | ††                    | 14                          | 1 611              | 415                      | 115                             | 71  |
| Other 721               | Laundry and cleaning services, n.e.c.* .....                       | ††                 | ††                 | ††                                      | ††                    | 8                           | (D)                | (D)                      | (D)                             | (D)   |
| 722                     | Photographic studios, portrait .....                               | ††                 | ††                 | ††                                      | ††                    | 10                          | (D)                | (D)                      | (D)                             | (D)   |
| 723, 4                  | Beauty and barber shops.....                                       | ††                 | ††                 | ††                                      | ††                    | 86                          | 6 389              | 3 000                    | 724                             | 415   |
| 723                     | Beauty shops .....   | ††                 | ††                 | ††                                      | ††                    | 80                          | 6 076              | 2 881                    | 686                             | 403   |
| 724                     | Barber shops .....   | ††                 | ††                 | ††                                      | ††                    | 6                           | 313                | 119                      | 38                              | 12  |
| 725                     | Shoe repair, shoe shine, and hat-cleaning shops.....               | ††                 | ††                 | ††                                      | ††                    | 7                           | 378                | 132                      | 24                              | 20  |
| 726                     | Funeral service and crematories .....                              | ††                 | ††                 | ††                                      | ††                    | 9                           | (D)                | (D)                      | (D)                             | (D)   |
| 729                     | Miscellaneous personal services .....                              | ††                 | ††                 | ††                                      | ††                    | 21                          | 2 493              | 1 076                    | 271                             | 205   |
| 73                      | Business services .....  | ††                 | ††                 | ††                                      | ††                    | 191                         | 37 262             | 13 223                   | 3 246                           | 1 145   |
| 731                     | Advertising.....   | ††                 | ††                 | ††                                      | ††                    | 7                           | (D)                | (D)                      | (D)                             | (D)   |
| 734                     | Services to dwellings and other buildings .....                    | ††                 | ††                 | ††                                      | ††                    | 46                          | (D)                | (D)                      | (D)                             | (D)   |
| 737                     | Computer and data processing services.....                         | ††                 | ††                 | ††                                      | ††                    | 12                          | (D)                | (D)                      | (D)                             | (D)   |
| 7392                    | Management, consulting, and public relations services.....         | ††                 | ††                 | ††                                      | ††                    | 40                          | (D)                | (D)                      | (D)                             | (D)   |
| 7394                    | Equipment rental and leasing services .....                        | ††                 | ††                 | ††                                      | ††                    | 17                          | (D)                | (D)                      | (D)                             | (D)   |
| Other 73                | Other business services .....                                      | ††                 | ††                 | ††                                      | ††                    | 69                          | (D)                | (D)                      | (D)                             | (D)   |



**Table 6. Summary Statistics for Firms Subject to Federal Income Tax for Counties With 300 Establishments or More: 1982—Con.**

[For meaning of abbreviations and symbols, see introductory text. For explanation of terms and comparability of 1977 and 1982 censuses, see appendix A. For information on geographic areas followed by Δ, see appendix F.]

| SIC code                  | Geographic area and kind of business or operation                  | All establishments |                    |   |                       | Establishments with payroll |                    |                          |                                 |   |
|---------------------------|--|--------------------|--------------------|---|-----------------------|-----------------------------|--------------------|--------------------------|---------------------------------|---|
|                           |  | Number             | Receipts (\$1,000) | Unincorporated businesses or operations |                       | Number                      | Receipts (\$1,000) | Annual payroll (\$1,000) | First quarter payroll (\$1,000) | Paid employees for pay period including March 12 (number) |
|                           |  |                    |                    | Individual proprietorships (number)     | Partnerships (number) |                             |                    |                          |                                 |   |
| <b>MARION COUNTY—Con.</b> |  |                    |                    |   |                       |                             |                    |                          |                                 |   |
| 75                        | Automotive repair, services, and garages-----                      | ††                 | ††                 | ††                                      | ††                    | 107                         | 19 804             | 5 763                    | 1 363                           | 489   |
| 751                       | Automotive rental and leasing, without drivers-----                | ††                 | ††                 | ††                                      | ††                    | 7                           | (D)                | (D)                      | (D)                             | (D)   |
| 752                       | Automobile parking-----  | ††                 | ††                 | ††                                      | ††                    | 1                           | (D)                | (D)                      | (D)                             | (D)   |
| 753                       | Automotive repair shops-----                                       | ††                 | ††                 | ††                                      | ††                    | 89                          | (D)                | (D)                      | (D)                             | (D)   |
| 7538                      | General automotive repair shops-----                               | ††                 | ††                 | ††                                      | ††                    | 46                          | 6 463              | 1 799                    | 409                             | 150   |
| 7531                      | Top and body repair shops-----                                     | ††                 | ††                 | ††                                      | ††                    | 21                          | (D)                | (D)                      | (D)                             | (D)   |
| 7534, 5, 9                | Other automotive repair shops-----                                 | ††                 | ††                 | ††                                      | ††                    | 22                          | (D)                | (D)                      | (D)                             | (D)   |
| 754                       | Automotive services, except repair-----                            | ††                 | ††                 | ††                                      | ††                    | 10                          | (D)                | (D)                      | (D)                             | (D)   |
| 76                        | Miscellaneous repair services-----                                 | ††                 | ††                 | ††                                      | ††                    | 45                          | 9 585              | 2 745                    | 674                             | 199   |
| 762                       | Electrical and electronic repair shops-----                        | ††                 | ††                 | ††                                      | ††                    | 11                          | (D)                | (D)                      | (D)                             | (D)   |
| 7622                      | Radio and TV repair shops-----                                     | ††                 | ††                 | ††                                      | ††                    | 7                           | (D)                | (D)                      | (D)                             | (D)   |
| 7623, 9                   | Other electrical and electronic repair shops-----                  | ††                 | ††                 | ††                                      | ††                    | 4                           | (D)                | (D)                      | (D)                             | (D)   |
| 764                       | Reupholstery and furniture repair-----                             | ††                 | ††                 | ††                                      | ††                    | 4                           | 298                | 64                       | 14                              | 7   |
| 763, 9                    | Other repair shops and related services-----                       | ††                 | ††                 | ††                                      | ††                    | 30                          | (D)                | (D)                      | (D)                             | (D)   |
| 78, 79                    | Amusement and recreation services, including motion pictures-----  | ††                 | ††                 | ††                                      | ††                    | 56                          | 11 949             | 2 944                    | 703                             | 428   |
| 781, 2                    | Motion picture production, distribution, and services-----         | ††                 | ††                 | ††                                      | ††                    | -                           | -                  | -                        | -                               | -   |
| 783                       | Motion picture theaters-----                                       | ††                 | ††                 | ††                                      | ††                    | 8                           | (D)                | (D)                      | (D)                             | (D)   |
| 792                       | Producers, orchestras, and entertainers-----                       | ††                 | ††                 | ††                                      | ††                    | 3                           | (D)                | (D)                      | (D)                             | (D)   |
| 793                       | Bowling alleys and billiards and pool establishments-----          | ††                 | ††                 | ††                                      | ††                    | 9                           | 1 847              | 517                      | 141                             | 80  |
| 79 ex. 792, 3             | Commercial sports and other amusement and recreation services----- | ††                 | ††                 | ††                                      | ††                    | 36                          | 7 088              | 1 972                    | 470                             | 262   |
| 80, ex. 806               | Health services, except hospitals-----                             | ††                 | ††                 | ††                                      | ††                    | 447                         | 104 420            | 43 779                   | 10 642                          | 3 190   |
| 801                       | Offices of physicians-----   | ††                 | ††                 | ††                                      | ††                    | 187                         | 52 229             | 23 376                   | 5 492                           | 971   |
| 802                       | Offices of dentists-----   | ††                 | ††                 | ††                                      | ††                    | 138                         | 19 570             | 6 566                    | 1 590                           | 511   |
| 803                       | Offices of osteopathic physicians-----                             | ††                 | ††                 | ††                                      | ††                    | 3                           | 370                | 135                      | 27                              | 10  |
| 8041                      | Offices of chiropractors-----                                      | ††                 | ††                 | ††                                      | ††                    | 31                          | (D)                | (D)                      | (D)                             | (D)   |
| 8042                      | Offices of optometrists-----                                       | ††                 | ††                 | ††                                      | ††                    | 19                          | 2 454              | 453                      | 102                             | 48  |
| 805                       | Nursing and personal care facilities-----                          | ††                 | ††                 | ††                                      | ††                    | 23                          | (D)                | (D)                      | (D)                             | (D)   |
| 8049, 807, 8, 9           | Other health services-----   | ††                 | ††                 | ††                                      | ††                    | 46                          | (D)                | (D)                      | (D)                             | (D)   |
| 81                        | Legal services-----  | ††                 | ††                 | ††                                      | ††                    | 124                         | 20 963             | 6 673                    | 1 722                           | 490   |
| 823, 4, 9                 | Selected educational services-----                                 | ††                 | ††                 | ††                                      | ††                    | 12                          | (D)                | (D)                      | (D)                             | (D)   |
| 891                       | Engineering, architectural, and surveying services-----            | ††                 | ††                 | ††                                      | ††                    | 26                          | (D)                | (D)                      | (D)                             | (D)   |
| 893                       | Accounting, auditing, and bookkeeping services-----                | ††                 | ††                 | ††                                      | ††                    | 60                          | 12 763             | 5 320                    | 1 329                           | 347   |
| 83, 892, 9                | Social and other services-----                                     | ††                 | ††                 | ††                                      | ††                    | 65                          | 6 341              | 2 253                    | 593                             | 399   |
| 83                        | Social services-----   | **                 | **                 | **                                      | **                    | 62                          | 5 855              | 2 131                    | 564                             | 385   |
| 892, 9                    | Other services-----  | **                 | **                 | **                                      | **                    | 3                           | 486                | 122                      | 29                              | 14  |
| <b>MULTNOMAH COUNTY</b>   |  |                    |                    |   |                       |                             |                    |                          |                                 |   |
|                           | Total-----   | ††                 | ††                 | ††                                      | ††                    | 4 871                       | 1 640 477          | 611 729                  | 153 666                         | 43 240  |
| 70                        | Hotels, motels, and other lodging places-----                      | ††                 | ††                 | ††                                      | ††                    | 109                         | 106 002            | 29 222                   | 7 137                           | 4 021   |
| 7011                      | Hotels, motor hotels, and motels-----                              | ††                 | ††                 | ††                                      | ††                    | 94                          | 105 072            | 29 012                   | 7 085                           | 3 973   |
| 7011 pt.                  | Hotels-----  | ††                 | ††                 | ††                                      | ††                    | 30                          | (D)                | (D)                      | (D)                             | (D)   |
| 7011 pt.                  | Hotels, 25 guestrooms or more-----                                 | ††                 | ††                 | ††                                      | ††                    | 25                          | (D)                | (D)                      | (D)                             | (D)   |
| 7011 pt.                  | Hotels, less than 25 guestrooms-----                               | **                 | **                 | **                                      | **                    | 5                           | (D)                | (D)                      | (D)                             | (D)   |
| 7011 pt.                  | Motels, motor hotels, and tourist courts-----                      | ††                 | ††                 | ††                                      | ††                    | 64                          | (D)                | (D)                      | (D)                             | (D)   |
| 7011 pt.                  | Motels, tourist courts-----  | **                 | **                 | **                                      | **                    | 51                          | (D)                | (D)                      | (D)                             | (D)   |
| 7011 pt.                  | Motor hotels-----  | **                 | **                 | **                                      | **                    | 13                          | 33 180             | 9 012                    | 2 301                           | 1 107   |
| 702, 3, 4                 | Other lodging places-----  | ††                 | ††                 | ††                                      | ††                    | 15                          | 930                | 210                      | 52                              | 48  |
| 703                       | Trailing parks and camps-----                                      | ††                 | ††                 | ††                                      | ††                    | 1                           | (D)                | (D)                      | (D)                             | (D)   |
| 702, 4                    | Rooming, boarding, and membership lodging-----                     | ††                 | ††                 | ††                                      | ††                    | 14                          | (D)                | (D)                      | (D)                             | (D)   |
| 72                        | Personal services-----   | ††                 | ††                 | ††                                      | ††                    | 452                         | 81 122             | 31 055                   | 7 717                           | 3 300   |
| 721                       | Laundry, cleaning, and garment services-----                       | ††                 | ††                 | ††                                      | ††                    | 124                         | 42 627             | 16 593                   | 4 016                           | 1 327   |
| 7215                      | Coin-operated laundries and dry cleaning-----                      | ††                 | ††                 | ††                                      | ††                    | 25                          | 3 211              | 634                      | 158                             | 81  |
| 721 ex. 7215              | Other laundry, cleaning, and garment services-----                 | ††                 | ††                 | ††                                      | ††                    | 99                          | 39 416             | 15 959                   | 3 858                           | 1 246   |
| 7211                      | Power laundries, family and commercial*-----                       | **                 | **                 | **                                      | **                    | 5                           | 3 091              | 1 497                    | 353                             | 131   |
| 7216                      | Dry-cleaning plants, except rug cleaning*-----                     | **                 | **                 | **                                      | **                    | 52                          | 7 987              | 2 848                    | 680                             | 316   |
| Other 721                 | Laundry and cleaning services, n.e.c.*-----                        | **                 | **                 | **                                      | **                    | 42                          | 28 338             | 11 614                   | 2 825                           | 799   |
| 7212                      | Garment pressing and agents for laundries and dry cleaners-----    | **                 | **                 | **                                      | **                    | 5                           | (D)                | (D)                      | (D)                             | (D)   |
| 7213                      | Linen supply*-----   | **                 | **                 | **                                      | **                    | 3                           | 9 187              | 3 623                    | 906                             | 225   |
| 7217                      | Carpet and upholstery cleaning-----                                | **                 | **                 | **                                      | **                    | 20                          | 2 238              | 942                      | 200                             | 77  |
| 7218                      | Industrial launderers*-----  | **                 | **                 | **                                      | **                    | 7                           | 14 458             | 6 297                    | 1 533                           | 406   |
| 7214, 9                   | Other laundry, garment services, including diaper*-----            | **                 | **                 | **                                      | **                    | 7                           | (D)                | (D)                      | (D)                             | (D)   |
| 722                       | Photographic studios, portrait-----                                | ††                 | ††                 | ††                                      | ††                    | 25                          | 3 081              | 749                      | 214                             | 115   |
| 723, 4                    | Beauty and barber shops-----                                       | ††                 | ††                 | ††                                      | ††                    | 216                         | 17 835             | 7 772                    | 1 919                           | 986   |
| 723                       | Beauty shops-----  | ††                 | ††                 | ††                                      | ††                    | 200                         | 16 937             | 7 427                    | 1 843                           | 945   |
| 724                       | Barber shops-----  | ††                 | ††                 | ††                                      | ††                    | 16                          | 898                | 345                      | 76                              | 41  |
| 725                       | Shoe repair, shoe shine, and hat-cleaning shops-----               | ††                 | ††                 | ††                                      | ††                    | 8                           | 536                | 129                      | 41                              | 30  |
| 726                       | Funeral service and crematories-----                               | ††                 | ††                 | ††                                      | ††                    | 26                          | 8 189              | 2 517                    | 597                             | 199   |
| 729                       | Miscellaneous personal services-----                               | ††                 | ††                 | ††                                      | ††                    | 53                          | 8 854              | 3 295                    | 930                             | 643   |

**Table 6. Summary Statistics for Firms Subject to Federal Income Tax for Counties With 300 Establishments or More: 1982—Con.**

[For meaning of abbreviations and symbols, see introductory text. For explanation of terms and comparability of 1977 and 1982 censuses, see appendix A. For information on geographic areas followed by Δ, see appendix F.]

| SIC code            | Geographic area and kind of business or operation              | All establishments |                    |   |                       | Establishments with payroll |                    |                          |                                 | Paid employees for pay period including March 12 (number) |
|---------------------|--|--------------------|--------------------|---|-----------------------|-----------------------------|--------------------|--------------------------|---------------------------------|---|
|                     |  | Number             | Receipts (\$1,000) | Unincorporated businesses or operations |                       | Number                      | Receipts (\$1,000) | Annual payroll (\$1,000) | First quarter payroll (\$1,000) |   |
|                     |  |                    |                    | Individual proprietorships (number)     | Partnerships (number) |                             |                    |                          |                                 |   |
|                     | <b>MULTNOMAH COUNTY—Con.</b>                                   |                    |                    |   |                       |                             |                    |                          |                                 |   |
| 73                  | <b>Business services</b> -----                                 | ††                 | ††                 | ††                                      | ††                    | 924                         | 385 709            | 161 634                  | 40 186                          | 13 030  |
| 731                 | Advertising -----  | ††                 | ††                 | ††                                      | ††                    | 73                          | 31 038             | 12 507                   | 3 184                           | 604   |
| 7311                | Advertising agencies -----                                     | ††                 | ††                 | ††                                      | ††                    | 59                          | 20 567             | 9 430                    | 2 414                           | 469   |
| 7312                | Outdoor advertising services -----                             | **                 | **                 | **                                      | **                    | 2                           | (D)                | (D)                      | (D)                             | (D)   |
| 7313                | Radio, TV, publishers' advertising representatives -----       | **                 | **                 | **                                      | **                    | 9                           | (D)                | (D)                      | (D)                             | (D)   |
| 7319                | Advertising, n.e.c. -----                                      | **                 | **                 | **                                      | **                    | 3                           | (D)                | (D)                      | (D)                             | (D)   |
| 734                 | Services to dwellings and other buildings -----                | ††                 | ††                 | ††                                      | ††                    | 143                         | 28 248             | 14 685                   | 3 657                           | 1 797   |
| 7341                | Window cleaning -----  | **                 | **                 | **                                      | **                    | 3                           | (D)                | (D)                      | (D)                             | (D)   |
| 7342                | Disinfecting and exterminating services -----                  | **                 | **                 | **                                      | **                    | 14                          | 2 976              | 1 108                    | 250                             | 83  |
| 7349                | Cleaning and maintenance services, n.e.c. -----                | **                 | **                 | **                                      | **                    | 126                         | (D)                | (D)                      | (D)                             | (D)   |
| 737                 | Computer and data processing services -----                    | ††                 | ††                 | ††                                      | ††                    | 81                          | 73 841             | 27 595                   | 7 125                           | 1 606   |
| 7372                | Computer programming and other software services -----         | **                 | **                 | **                                      | **                    | 27                          | (D)                | (D)                      | (D)                             | (D)   |
| 7374                | Data processing services -----                                 | **                 | **                 | **                                      | **                    | 42                          | 59 585             | 21 994                   | 5 789                           | 1 323   |
| 7379                | Computer related services, n.e.c. -----                        | **                 | **                 | **                                      | **                    | 12                          | (D)                | (D)                      | (D)                             | (D)   |
| 7392                | Management, consulting, and public relations services -----    | ††                 | ††                 | ††                                      | ††                    | 140                         | 49 444             | 24 116                   | 5 730                           | 1 293   |
| 7394                | Equipment rental and leasing services -----                    | ††                 | ††                 | ††                                      | ††                    | 76                          | 42 116             | 12 008                   | 3 156                           | 637   |
| Other 73            | <b>Other business services</b> -----                           | ††                 | ††                 | ††                                      | ††                    | 411                         | 161 022            | 70 723                   | 17 334                          | 7 093   |
| 732                 | Credit reporting, collection agencies -----                    | **                 | **                 | **                                      | **                    | 34                          | 12 660             | 5 020                    | 1 258                           | 386   |
| 7331                | Direct mail advertising services -----                         | **                 | **                 | **                                      | **                    | 11                          | 7 018              | 2 918                    | 744                             | 269   |
| 7332                | Blueprinting and photocopying services -----                   | **                 | **                 | **                                      | **                    | 10                          | (D)                | (D)                      | (D)                             | (D)   |
| 7333                | Commercial photography, art, and graphics -----                | **                 | **                 | **                                      | **                    | 47                          | 11 094             | 3 229                    | 892                             | 230   |
| 7339                | Stenographic services; and reproduction services, n.e.c. ----- | **                 | **                 | **                                      | **                    | 22                          | 2 627              | 1 202                    | 276                             | 92  |
| 736                 | Personnel supply services -----                                | **                 | **                 | **                                      | **                    | 68                          | 21 533             | 14 220                   | 3 231                           | 1 488   |
| 7361                | Employment agencies -----                                      | **                 | **                 | **                                      | **                    | 42                          | 7 095              | 3 476                    | 970                             | 345   |
| 7362                | Help supply services -----                                     | **                 | **                 | **                                      | **                    | 26                          | 14 438             | 10 744                   | 2 261                           | 1 143   |
| 7369                | Facilities management services -----                           | **                 | **                 | **                                      | **                    | -                           | -                  | -                        | -                               | -   |
| 7391                | Research and development laboratories -----                    | **                 | **                 | **                                      | **                    | 5                           | 964                | 319                      | 140                             | 47  |
| 7397                | Testing laboratories and facilities -----                      | **                 | **                 | **                                      | **                    | 8                           | (D)                | (D)                      | (D)                             | (D)   |
| 7393                | Detective agencies and protective services -----               | **                 | **                 | **                                      | **                    | 42                          | (D)                | (D)                      | (D)                             | (D)   |
| 7395                | Photofinishing laboratories* -----                             | **                 | **                 | **                                      | **                    | 23                          | 26 972             | 6 476                    | 1 549                           | 508   |
| 7399 pt.            | Sign painting shops -----                                      | **                 | **                 | **                                      | **                    | 3                           | (D)                | (D)                      | (D)                             | (D)   |
| 7399 pt.            | Interior designing -----                                       | **                 | **                 | **                                      | **                    | 16                          | 2 898              | 665                      | 159                             | 64  |
| 7399 pt.            | Telephone answering services -----                             | **                 | **                 | **                                      | **                    | 17                          | (D)                | (D)                      | (D)                             | (D)   |
| 735, 7396, 7399 pt. | Other business services, n.e.c. -----                          | **                 | **                 | **                                      | **                    | 105                         | 35 918             | 13 295                   | 3 301                           | 1 113   |
| 75                  | <b>Automotive repair, services, and garages</b> -----          | ††                 | ††                 | ††                                      | ††                    | 456                         | 144 059            | 36 356                   | 8 753                           | 2 398   |
| 751                 | Automotive rental and leasing, without drivers -----           | ††                 | ††                 | ††                                      | ††                    | 43                          | 47 320             | 6 577                    | 1 539                           | 402   |
| 752                 | Automobile parking -----                                       | ††                 | ††                 | ††                                      | ††                    | 94                          | (D)                | (D)                      | (D)                             | (D)   |
| 7523                | Parking lots -----   | **                 | **                 | **                                      | **                    | 57                          | (D)                | (D)                      | (D)                             | (D)   |
| 7525                | Parking structures -----                                       | **                 | **                 | **                                      | **                    | 37                          | (D)                | (D)                      | (D)                             | (D)   |
| 753                 | Automotive repair shops -----                                  | ††                 | ††                 | ††                                      | ††                    | 286                         | 75 333             | 24 083                   | 5 812                           | 1 463   |
| 7538                | General automotive repair shops -----                          | ††                 | ††                 | ††                                      | ††                    | 124                         | 25 014             | 7 740                    | 1 856                           | 525   |
| 7538 pt.            | General automotive repair shops, except diesel -----           | **                 | **                 | **                                      | **                    | 118                         | 22 349             | 7 012                    | 1 672                           | 474   |
| 7538 pt.            | Diesel repair shops -----                                      | **                 | **                 | **                                      | **                    | 6                           | 2 665              | 728                      | 184                             | 51  |
| 7531                | Top and body repair shops -----                                | ††                 | ††                 | ††                                      | ††                    | 73                          | 18 258             | 6 353                    | 1 673                           | 391   |
| 7534, 5, 9          | Other automotive repair shops -----                            | ††                 | ††                 | ††                                      | ††                    | 89                          | 32 061             | 9 990                    | 2 283                           | 547   |
| 7534                | Tire retreading and repair shops -----                         | **                 | **                 | **                                      | **                    | 8                           | 10 224             | 2 833                    | 657                             | 129   |
| 7535                | Paint shops -----  | **                 | **                 | **                                      | **                    | 15                          | 2 671              | 982                      | 237                             | 92  |
| 7539 pt.            | Auto electrical and fuel system services -----                 | **                 | **                 | **                                      | **                    | 7                           | 2 306              | 806                      | 186                             | 42  |
| 7539 pt.            | Radiator repair -----  | **                 | **                 | **                                      | **                    | 7                           | 2 729              | 812                      | 186                             | 43  |
| 7539 pt.            | Glass replacement and repair -----                             | **                 | **                 | **                                      | **                    | 9                           | 4 431              | 1 644                    | 362                             | 81  |
| 7539 pt.            | Brake, front end, and wheel alignment -----                    | **                 | **                 | **                                      | **                    | 9                           | 2 723              | 1 032                    | 233                             | 48  |
| 7539 pt.            | Exhaust system services (muffler shops) -----                  | **                 | **                 | **                                      | **                    | 12                          | 2 961              | 784                      | 161                             | 48  |
| 7539 pt.            | Transmission repair shops -----                                | **                 | **                 | **                                      | **                    | 17                          | 3 163              | 898                      | 223                             | 53  |
| 7539 pt.            | Other automotive repair shops, n.e.c. -----                    | **                 | **                 | **                                      | **                    | 5                           | 853                | 199                      | 38                              | 11  |
| 754                 | Automotive services, except repair -----                       | ††                 | ††                 | ††                                      | ††                    | 33                          | (D)                | (D)                      | (D)                             | (D)   |
| 7542                | Car washes -----   | **                 | **                 | **                                      | **                    | 12                          | 3 483              | 847                      | 197                             | 103   |
| 7549                | Other automotive services -----                                | **                 | **                 | **                                      | **                    | 21                          | (D)                | (D)                      | (D)                             | (D)   |
| 76                  | <b>Miscellaneous repair services</b> -----                     | ††                 | ††                 | ††                                      | ††                    | 200                         | 65 139             | 24 949                   | 5 612                           | 1 449   |
| 762                 | Electrical and electronic repair shops -----                   | ††                 | ††                 | ††                                      | ††                    | 68                          | 18 687             | 7 433                    | 1 838                           | 476   |
| 7622                | Radio and TV repair shops -----                                | ††                 | ††                 | ††                                      | ††                    | 29                          | 6 878              | 2 873                    | 690                             | 197   |
| 7623, 9             | Other electrical and electronic repair shops -----             | ††                 | ††                 | ††                                      | ††                    | 39                          | 11 809             | 4 560                    | 1 148                           | 279   |
| 7623                | Refrigeration and air-conditioning repair shops -----          | **                 | **                 | **                                      | **                    | 7                           | 2 229              | 936                      | 204                             | 41  |
| 7629                | Electrical and electronic repair shops, n.e.c. -----           | **                 | **                 | **                                      | **                    | 32                          | 9 580              | 3 624                    | 944                             | 238   |
| 764                 | Reupholstery and furniture repair -----                        | ††                 | ††                 | ††                                      | ††                    | 17                          | 2 048              | 661                      | 162                             | 66  |
| 763, 9              | Other repair shops and related services -----                  | ††                 | ††                 | ††                                      | ††                    | 115                         | 44 404             | 16 855                   | 3 612                           | 907   |
| 763                 | Watch, clock, and jewelry repair -----                         | **                 | **                 | **                                      | **                    | 8                           | 1 067              | 379                      | 100                             | 35  |
| 769                 | Miscellaneous repair and related services -----                | **                 | **                 | **                                      | **                    | 107                         | 43 337             | 16 476                   | 3 512                           | 872   |
| 7692                | Welding repair -----   | **                 | **                 | **                                      | **                    | 8                           | 2 473              | 1 192                    | 268                             | 55  |
| 7694                | Armature rewinding shops -----                                 | **                 | **                 | **                                      | **                    | 9                           | 10 706             | 4 175                    | 985                             | 209   |
| 7699                | Repair shops and related services, n.e.c. -----                | **                 | **                 | **                                      | **                    | 90                          | 30 158             | 11 109                   | 2 259                           | 608   |



**Table 6. Summary Statistics for Firms Subject to Federal Income Tax for Counties With 300 Establishments or More: 1982—Con.**

[For meaning of abbreviations and symbols, see introductory text. For explanation of terms and comparability of 1977 and 1982 censuses, see appendix A. For information on geographic areas followed by Δ, see appendix F]

| SIC code                     | Geographic area and kind of business or operation  | All establishments |                    |   |                       | Establishments with payroll |                    |                          |                                 |   |
|------------------------------|--|--------------------|--------------------|---|-----------------------|-----------------------------|--------------------|--------------------------|---------------------------------|---|
|                              |  | Number             | Receipts (\$1,000) | Unincorporated businesses or operations |                       | Number                      | Receipts (\$1,000) | Annual payroll (\$1,000) | First quarter payroll (\$1,000) | Paid employees for pay period including March 12 (number) |
|                              |  |                    |                    | Individual proprietorships (number)     | Partnerships (number) |                             |                    |                          |                                 |   |
| <b>MULTNOMAH COUNTY—Con.</b> |  |                    |                    |   |                       |                             |                    |                          |                                 |   |
| 78, 79                       | <b>Amusement and recreation services, including motion pictures...</b>                   | ††                 | ††                 | ††                                      | ††                    | 196                         | 71 344             | 19 047                   | 4 909                           | 2 089   |
| 781, 2                       | Motion picture production, distribution, and services .....                              | ††                 | ††                 | ††                                      | ††                    | 20                          | 5 495              | 1 726                    | 513                             | 163   |
| 783                          | Motion picture theaters .....  | ††                 | ††                 | ††                                      | ††                    | 40                          | 10 628             | 1 671                    | 369                             | 360   |
| 7832                         | Motion picture theaters, except drive-in .....   | **                 | **                 | **                                      | **                    | 37                          | (D)                | (D)                      | (D)                             | (D)   |
| 7833                         | Drive-in motion picture theaters .....   | **                 | **                 | **                                      | **                    | 3                           | (D)                | (D)                      | (D)                             | (D)   |
| 792                          | Producers, orchestras, and entertainers .....  | ††                 | ††                 | ††                                      | ††                    | 26                          | 5 457              | 913                      | 186                             | 169   |
| 7922                         | Theatrical producers (except motion picture) and miscellaneous theatrical services ..... | **                 | **                 | **                                      | **                    | 5                           | (D)                | (D)                      | (D)                             | (D)   |
| 7929                         | Bands, orchestras, actors, and other entertainers and entertainment groups .....         | **                 | **                 | **                                      | **                    | 21                          | (D)                | (D)                      | (D)                             | (D)   |
| 793                          | Bowling alleys and billiards and pool establishments .....                               | ††                 | ††                 | ††                                      | ††                    | 15                          | 6 097              | 2 116                    | 568                             | 312   |
| 7932                         | Billiard and pool establishments .....   | ††                 | ††                 | ††                                      | ††                    | 1                           | (D)                | (D)                      | (D)                             | (D)   |
| 7933                         | Bowling alleys .....   | ††                 | ††                 | ††                                      | ††                    | 14                          | (D)                | (D)                      | (D)                             | (D)   |
| 79 ex. 792, 3                | <b>Commercial sports and other amusement and recreation services ..</b>                  | ††                 | ††                 | ††                                      | ††                    | 95                          | 43 667             | 12 621                   | 3 273                           | 1 085   |
| 794                          | Commercial sports .....  | ††                 | ††                 | ††                                      | ††                    | 7                           | 19 704             | 6 863                    | 2 065                           | 372   |
| 7941                         | Professional sports clubs, managers, promoters .....                                     | ††                 | ††                 | ††                                      | ††                    | 3                           | (D)                | (D)                      | (D)                             | (D)   |
| 7948                         | Racing, including track operation .....  | ††                 | ††                 | ††                                      | ††                    | 4                           | (D)                | (D)                      | (D)                             | (D)   |
| 79 ex. 792, 3, 4             | <b>Other amusement and recreation services .....</b>                                     | ††                 | ††                 | ††                                      | ††                    | 88                          | 23 963             | 5 758                    | 1 208                           | 713   |
| 791                          | Dance halls, studios, and schools .....  | **                 | **                 | **                                      | **                    | 14                          | 825                | 248                      | 66                              | 55  |
| 7992                         | Public golf courses .....  | **                 | **                 | **                                      | **                    | 5                           | 3 186              | 827                      | 158                             | 87  |
| 7993                         | Coin-operated amusement device operators .....   | **                 | **                 | **                                      | **                    | 15                          | 3 345              | 528                      | 122                             | 59  |
| 7996                         | Amusement parks .....  | **                 | **                 | **                                      | **                    | 1                           | (D)                | (D)                      | (D)                             | (D)   |
| 7997                         | Membership sports and recreation clubs .....   | **                 | **                 | **                                      | **                    | 13                          | (D)                | (D)                      | (D)                             | (D)   |
| 7999                         | Amusement and recreation services, n.e.c. ....   | **                 | **                 | **                                      | **                    | 40                          | 10 377             | 2 283                    | 395                             | 227   |
| 7999 pt.                     | Concession operators of amusement devices, rides .....                                   | **                 | **                 | **                                      | **                    | 3                           | (D)                | (D)                      | (D)                             | (D)   |
| 7999 pt.                     | Carnivals, circuses, and fairs .....   | **                 | **                 | **                                      | **                    | 1                           | (D)                | (D)                      | (D)                             | (D)   |
| 7999 pt.                     | Other commercial recreation and amusements .....   | **                 | **                 | **                                      | **                    | 36                          | 4 780              | 1 250                    | 310                             | 181   |
| 80, ex. 806                  | <b>Health services, except hospitals .....</b>   | ††                 | ††                 | ††                                      | ††                    | 1 395                       | 390 633            | 154 818                  | 39 347                          | 8 862   |
| 801                          | Offices of physicians .....  | ††                 | ††                 | ††                                      | ††                    | 647                         | 220 592            | 86 522                   | 22 911                          | 3 103   |
| 802                          | Offices of dentists .....  | ††                 | ††                 | ††                                      | ††                    | 410                         | 63 516             | 22 694                   | 5 392                           | 1 645   |
| 803                          | Offices of osteopathic physicians .....  | ††                 | ††                 | ††                                      | ††                    | 36                          | 5 513              | 2 652                    | 592                             | 119   |
| 8041                         | Offices of chiropractors .....   | ††                 | ††                 | ††                                      | ††                    | 61                          | 6 255              | 1 316                    | 289                             | 122   |
| 8042                         | Offices of optometrists .....  | ††                 | ††                 | ††                                      | ††                    | 49                          | 8 300              | 2 030                    | 451                             | 161   |
| 805                          | Nursing and personal care facilities .....   | ††                 | ††                 | ††                                      | ††                    | 39                          | 38 425             | 19 818                   | 4 845                           | 2 483   |
| 8049, 807, 8, 9              | <b>Other health services .....</b>   | ††                 | ††                 | ††                                      | ††                    | 153                         | 48 032             | 19 786                   | 4 867                           | 1 229   |
| 807                          | Medical and dental laboratories .....  | ††                 | ††                 | ††                                      | ††                    | 55                          | 23 666             | 10 374                   | 2 576                           | 599   |
| 8071                         | Medical laboratories .....   | ††                 | ††                 | ††                                      | ††                    | 19                          | 16 091             | 6 259                    | 1 568                           | 336   |
| 8072                         | Dental laboratories .....  | ††                 | ††                 | ††                                      | ††                    | 36                          | 7 575              | 4 115                    | 1 008                           | 263   |
| 8049, 808, 9                 | Other health services, n.e.c. ....   | ††                 | ††                 | ††                                      | ††                    | 98                          | 24 366             | 9 412                    | 2 291                           | 630   |
| 81                           | <b>Legal services .....</b>  | ††                 | ††                 | ††                                      | ††                    | 548                         | 193 244            | 64 533                   | 15 824                          | 3 098   |
| 823, 4, 9                    | <b>Selected educational services .....</b>   | ††                 | ††                 | ††                                      | ††                    | 34                          | 11 196             | 3 907                    | 1 082                           | 294   |
| 823                          | Libraries and information centers .....  | **                 | **                 | **                                      | **                    | -                           | -                  | -                        | -                               | -   |
| 824                          | Correspondence schools and vocational schools .....                                      | **                 | **                 | **                                      | **                    | 17                          | 9 501              | 3 410                    | 967                             | 239   |
| 829                          | Schools and educational services, n.e.c. ....  | **                 | **                 | **                                      | **                    | 17                          | 1 695              | 497                      | 115                             | 55  |
| 891                          | <b>Engineering, architectural, and surveying services .....</b>                          | ††                 | ††                 | ††                                      | ††                    | 190                         | 95 506             | 47 183                   | 13 257                          | 2 053   |
| 891 pt.                      | Architectural services .....   | **                 | **                 | **                                      | **                    | 69                          | 39 733             | 15 982                   | 4 368                           | 770   |
| 891 pt.                      | Engineering services .....   | **                 | **                 | **                                      | **                    | 105                         | 54 034             | 30 389                   | 8 685                           | 1 228   |
| 891 pt.                      | Surveying services .....   | **                 | **                 | **                                      | **                    | 16                          | 1 739              | 812                      | 204                             | 55  |
| 893                          | <b>Accounting, auditing, and bookkeeping services .....</b>                              | ††                 | ††                 | ††                                      | ††                    | 238                         | 80 020             | 32 408                   | 8 289                           | 1 821   |
| 83, 892, 9                   | <b>Social and other services .....</b>   | ††                 | ††                 | ††                                      | ††                    | 129                         | 16 503             | 6 617                    | 1 553                           | 825   |
| 83                           | Social services .....  | **                 | **                 | **                                      | **                    | 108                         | 14 662             | 5 907                    | 1 378                           | 781   |
| 835                          | Child day care services .....  | **                 | **                 | **                                      | **                    | 35                          | 2 835              | 1 234                    | 294                             | 274   |
| 832, 3, 6, 9                 | Other social services .....  | **                 | **                 | **                                      | **                    | 73                          | 11 827             | 4 673                    | 1 084                           | 507   |
| 892, 9                       | Other services .....   | **                 | **                 | **                                      | **                    | 21                          | 1 841              | 710                      | 175                             | 44  |

**Table 6. Summary Statistics for Firms Subject to Federal Income Tax for Counties With 300 Establishments or More: 1982—Con.**

[For meaning of abbreviations and symbols, see introductory text. For explanation of terms and comparability of 1977 and 1982 censuses, see appendix A. For information on geographic areas followed by Δ, see appendix F]

| SIC code                 | Geographic area and kind of business or operation                         | All establishments |                    |   |                       | Establishments with payroll |                    |                          |                                 | Paid employees for pay period including March 12 (number) |
|--------------------------|---|--------------------|--------------------|---|-----------------------|-----------------------------|--------------------|--------------------------|---------------------------------|---|
|                          |   | Number             | Receipts (\$1,000) | Unincorporated businesses or operations |                       | Number                      | Receipts (\$1,000) | Annual payroll (\$1,000) | First quarter payroll (\$1,000) |   |
|                          |   |                    |                    | Individual proprietorships (number)     | Partnerships (number) |                             |                    |                          |                                 |   |
| <b>WASHINGTON COUNTY</b> |   |                    |                    |   |                       |                             |                    |                          |                                 |   |
|                          | <b>Total</b> .....  | ††                 | ††                 | ††                                      | ††                    | 1 473                       | 367 905            | 135 867                  | 33 017                          | 10 016  |
| 70                       | <b>Hotels, motels, and other lodging places</b> .....                     | ††                 | ††                 | ††                                      | ††                    | 36                          | 18 713             | 4 455                    | 1 029                           | 839   |
| 7011                     | Hotels, motor hotels, and motels.....                                     | ††                 | ††                 | ††                                      | ††                    | 30                          | 18 462             | 4 397                    | 1 020                           | 829   |
| 7011 pt.                 | Hotels.....   | ††                 | ††                 | ††                                      | ††                    | 6                           | (D)                | (D)                      | (D)                             | (D)   |
| 7011 pt.                 | Hotels, motor hotels, and tourist courts.....                             | ††                 | ††                 | ††                                      | ††                    | 24                          | (D)                | (D)                      | (D)                             | (D)   |
| 702, 3, 4                | Other lodging places.....   | ††                 | ††                 | ††                                      | ††                    | 6                           | 251                | 58                       | 9                               | 10  |
| 72                       | <b>Personal services</b> .....  | ††                 | ††                 | ††                                      | ††                    | 184                         | 22 123             | 7 881                    | 1 885                           | 1 100   |
| 721                      | Laundry, cleaning, and garment services.....                              | ††                 | ††                 | ††                                      | ††                    | 44                          | 5 094              | 1 708                    | 455                             | 218   |
| 7215                     | Coin-operated laundries and dry cleaning.....                             | ††                 | ††                 | ††                                      | ††                    | 6                           | 359                | 67                       | 15                              | 10  |
| 721 ex.                  | Other laundry, cleaning, and garment services.....                        | ††                 | ††                 | ††                                      | ††                    | 38                          | 4 735              | 1 641                    | 440                             | 208   |
| 7215                     | Power laundries, family and commercial*.....                              | **                 | **                 | **                                      | **                    | 1                           | (D)                | (D)                      | (D)                             | (D)   |
| 7211                     | Dry-cleaning plants, except rug cleaning*.....                            | **                 | **                 | **                                      | **                    | 23                          | 3 628              | 1 133                    | 315                             | 147   |
| 7216                     | Laundry and cleaning services, n.e.c.*.....                               | **                 | **                 | **                                      | **                    | 14                          | (D)                | (D)                      | (D)                             | (D)   |
| Other 721                |   |                    |                    |   |                       |                             |                    |                          |                                 |   |
| 722                      | Photographic studios, portrait.....                                       | ††                 | ††                 | ††                                      | ††                    | 15                          | 3 039              | 729                      | 140                             | 52  |
| 723, 4                   | <b>Beauty and barber shops</b> .....                                      | ††                 | ††                 | ††                                      | ††                    | 84                          | 7 077              | 3 117                    | 721                             | 402   |
| 723                      | Beauty shops.....   | ††                 | ††                 | ††                                      | ††                    | 80                          | 6 981              | 3 083                    | 713                             | 398   |
| 724                      | Barber shops.....   | ††                 | ††                 | ††                                      | ††                    | 4                           | 96                 | 34                       | 8                               | 4   |
| 725                      | Shoe repair, shoe shine, and hat-cleaning shops.....                      | ††                 | ††                 | ††                                      | ††                    | 3                           | 501                | 157                      | 46                              | 15  |
| 726                      | Funeral service and crematories.....                                      | ††                 | ††                 | ††                                      | ††                    | 10                          | 2 632              | 742                      | 189                             | 47  |
| 729                      | Miscellaneous personal services.....                                      | ††                 | ††                 | ††                                      | ††                    | 28                          | 3 780              | 1 428                    | 334                             | 366   |
| 73                       | <b>Business services</b> .....  | ††                 | ††                 | ††                                      | ††                    | 272                         | 84 196             | 33 622                   | 8 081                           | 2 235   |
| 731                      | Advertising.....  | ††                 | ††                 | ††                                      | ††                    | 12                          | 2 572              | 1 234                    | 276                             | 53  |
| 734                      | Services to dwellings and other buildings.....                            | ††                 | ††                 | ††                                      | ††                    | 51                          | 5 372              | 2 611                    | 627                             | 333   |
| 737                      | Computer and data processing services.....                                | ††                 | ††                 | ††                                      | ††                    | 40                          | 33 724             | 13 007                   | 3 154                           | 567   |
| 7392                     | Management, consulting, and public relations services.....                | ††                 | ††                 | ††                                      | ††                    | 46                          | 6 120              | 2 584                    | 600                             | 171   |
| 7394                     | Equipment rental and leasing services.....                                | ††                 | ††                 | ††                                      | ††                    | 31                          | 13 267             | 3 185                    | 721                             | 178   |
| Other 73                 | Other business services.....  | ††                 | ††                 | ††                                      | ††                    | 92                          | 23 141             | 11 001                   | 2 703                           | 933   |
| 75                       | <b>Automotive repair, services, and garages</b> .....                     | ††                 | ††                 | ††                                      | ††                    | 100                         | 25 483             | 7 048                    | 1 666                           | 467   |
| 751                      | Automotive rental and leasing, without drivers.....                       | ††                 | ††                 | ††                                      | ††                    | 6                           | 2 635              | 437                      | 106                             | 32  |
| 752                      | Automobile parking.....   | ††                 | ††                 | ††                                      | ††                    | 2                           | (D)                | (D)                      | (D)                             | (D)   |
| 753                      | Automotive repair shops.....  | ††                 | ††                 | ††                                      | ††                    | 84                          | 20 018             | 6 128                    | 1 433                           | 378   |
| 7538                     | General automotive repair shops.....                                      | ††                 | ††                 | ††                                      | ††                    | 36                          | 5 257              | 1 535                    | 368                             | 113   |
| 7531                     | Top and body repair shops.....  | ††                 | ††                 | ††                                      | ††                    | 20                          | 8 163              | 2 791                    | 705                             | 156   |
| 7534, 5, 9               | Other automotive repair shops.....  | ††                 | ††                 | ††                                      | ††                    | 28                          | 6 598              | 1 802                    | 360                             | 109   |
| 754                      | Automotive services, except repair.....                                   | ††                 | ††                 | ††                                      | ††                    | 8                           | (D)                | (D)                      | (D)                             | (D)   |
| 76                       | <b>Miscellaneous repair services</b> .....                                | ††                 | ††                 | ††                                      | ††                    | 44                          | 7 376              | 2 720                    | 630                             | 177   |
| 762                      | Electrical and electronic repair shops.....                               | ††                 | ††                 | ††                                      | ††                    | 12                          | 3 157              | 1 305                    | 313                             | 79  |
| 7622                     | Radio and TV repair shops.....  | ††                 | ††                 | ††                                      | ††                    | 6                           | 994                | 494                      | 117                             | 33  |
| 7623, 9                  | Other electrical and electronic repair shops.....                         | ††                 | ††                 | ††                                      | ††                    | 6                           | 2 163              | 811                      | 196                             | 46  |
| 764                      | Reupholstery and furniture repair.....                                    | ††                 | ††                 | ††                                      | ††                    | 6                           | 298                | 84                       | 19                              | 12  |
| 763, 9                   | Other repair shops and related services.....                              | ††                 | ††                 | ††                                      | ††                    | 26                          | 3 921              | 1 331                    | 298                             | 86  |
| 78, 79                   | <b>Amusement and recreation services, including motion pictures</b> ..... | ††                 | ††                 | ††                                      | ††                    | 52                          | 15 246             | 3 960                    | 916                             | 704   |
| 781, 2                   | Motion picture production, distribution, and services.....                | ††                 | ††                 | ††                                      | ††                    | 3                           | 435                | 137                      | 38                              | 10  |
| 783                      | Motion picture theaters.....  | ††                 | ††                 | ††                                      | ††                    | 9                           | 3 341              | 459                      | 92                              | 94  |
| 792                      | Producers, orchestras, and entertainers.....                              | ††                 | ††                 | ††                                      | ††                    | 4                           | 50                 | 29                       | 8                               | 13  |
| 793                      | Bowling alleys and billiards and pool establishments.....                 | ††                 | ††                 | ††                                      | ††                    | 8                           | 2 609              | 772                      | 194                             | 165   |
| 79 ex. 792, 3            | Commercial sports and other amusement and recreation services.....        | ††                 | ††                 | ††                                      | ††                    | 28                          | 8 811              | 2 563                    | 584                             | 422   |
| 80, ex. 806              | <b>Health services, except hospitals</b> .....                            | ††                 | ††                 | ††                                      | ††                    | 515                         | 126 262            | 47 588                   | 12 380                          | 2 897   |
| 801                      | Offices of physicians.....  | ††                 | ††                 | ††                                      | ††                    | 234                         | 75 022             | 28 778                   | 7 883                           | 997   |
| 802                      | Offices of dentists.....  | ††                 | ††                 | ††                                      | ††                    | 177                         | 29 264             | 10 229                   | 2 465                           | 726   |
| 803                      | Offices of osteopathic physicians.....                                    | ††                 | ††                 | ††                                      | ††                    | 6                           | 471                | 142                      | 35                              | 16  |
| 8041                     | Offices of chiropractors.....   | ††                 | ††                 | ††                                      | ††                    | 27                          | 2 911              | 830                      | 183                             | 65  |
| 8042                     | Offices of optometrists.....  | ††                 | ††                 | ††                                      | ††                    | 18                          | 2 662              | 634                      | 146                             | 63  |
| 805                      | Nursing and personal care facilities.....                                 | ††                 | ††                 | ††                                      | ††                    | 10                          | 10 737             | 4 974                    | 1 220                           | 898   |
| 8049, 807, 8, 9          | Other health services.....  | ††                 | ††                 | ††                                      | ††                    | 43                          | 5 195              | 2 001                    | 448                             | 132   |
| 81                       | <b>Legal services</b> .....   | ††                 | ††                 | ††                                      | ††                    | 76                          | 10 774             | 3 340                    | 826                             | 236   |
| 823, 4, 9                | <b>Selected educational services</b> .....                                | ††                 | ††                 | ††                                      | ††                    | 12                          | 2 282              | 754                      | 152                             | 42  |
| 891                      | <b>Engineering, architectural, and surveying services</b> .....           | ††                 | ††                 | ††                                      | ††                    | 58                          | 38 557             | 17 811                   | 3 828                           | 669   |
| 893                      | <b>Accounting, auditing, and bookkeeping services</b> .....               | ††                 | ††                 | ††                                      | ††                    | 73                          | 12 025             | 4 650                    | 1 177                           | 342   |
| 83, 892, 9               | <b>Social and other services</b> .....                                    | ††                 | ††                 | ††                                      | ††                    | 51                          | 4 868              | 2 038                    | 447                             | 308   |
| 83                       | Social services.....  | **                 | **                 | **                                      | **                    | 42                          | 4 310              | 1 826                    | 390                             | 290   |
| 892, 9                   | Other services.....   | **                 | **                 | **                                      | **                    | 9                           | 558                | 212                      | 57                              | 18  |



**Table 7. Summary Statistics for Firms Subject to Federal Income Tax for Places With 300 Establishments or More: 1982**

[For meaning of abbreviations and symbols, see introductory text. For explanation of terms and comparability of 1977 and 1982 censuses, see appendix A. For information on geographic areas followed by Δ, see appendix F]

| SIC code         | Geographic area and kind of business or operation                         | All establishments |                    |   |                       | Establishments with payroll |                    |                          |                                 |   |
|------------------|---|--------------------|--------------------|---|-----------------------|-----------------------------|--------------------|--------------------------|---------------------------------|---|
|                  |   | Number             | Receipts (\$1,000) | Unincorporated businesses or operations |                       | Number                      | Receipts (\$1,000) | Annual payroll (\$1,000) | First quarter payroll (\$1,000) | Paid employees for pay period including March 12 (number) |
|                  |   |                    |                    | Individual proprietorships (number)     | Partnerships (number) |                             |                    |                          |                                 |   |
| <b>BEAVERTON</b> |   |                    |                    |   |                       |                             |                    |                          |                                 |   |
|                  | <b>Total</b> .....  | ††                 | ††                 | ††                                      | ††                    | 347                         | 120 321            | 39 814                   | 9 080                           | 2 834   |
| 70               | <b>Hotels, motels, and other lodging places</b> .....                     | ††                 | ††                 | ††                                      | ††                    | 9                           | 8 928              | 1 870                    | 474                             | 434   |
| 7011             | Hotels, motor hotels, and motels.....                                     | ††                 | ††                 | ††                                      | ††                    | 7                           | (D)                | (D)                      | (D)                             | (D)   |
| 7011 pt.         | Hotels.....   | ††                 | ††                 | ††                                      | ††                    | 2                           | (D)                | (D)                      | (D)                             | (D)   |
| 7011 pt.         | Motels, motor hotels, and tourist courts.....                             | ††                 | ††                 | ††                                      | ††                    | 5                           | (D)                | (D)                      | (D)                             | (D)   |
| 702, 3, 4        | Other lodging places.....   | ††                 | ††                 | ††                                      | ††                    | 2                           | (D)                | (D)                      | (D)                             | (D)   |
| 72               | <b>Personal services</b> .....  | ††                 | ††                 | ††                                      | ††                    | 50                          | 6 156              | 2 035                    | 495                             | 228   |
| 721              | Laundry, cleaning, and garment services.....                              | ††                 | ††                 | ††                                      | ††                    | 11                          | 1 575              | 550                      | 141                             | 57  |
| 7215             | Coin-operated laundries and dry cleaning.....                             | ††                 | ††                 | ††                                      | ††                    | 2                           | (D)                | (D)                      | (D)                             | (D)   |
| 721 ex.          | Other laundry, cleaning, and garment services.....                        | ††                 | ††                 | ††                                      | ††                    | 9                           | (D)                | (D)                      | (D)                             | (D)   |
| 7215             | Power laundries, family and commercial*.....                              | **                 | **                 | **                                      | **                    | -                           | -                  | -                        | -                               | -   |
| 7211             | Dry-cleaning plants, except rug cleaning*.....                            | **                 | **                 | **                                      | **                    | 6                           | 1 203              | 449                      | 118                             | 42  |
| 7216             | Laundry and cleaning services, n.e.c.*.....                               | **                 | **                 | **                                      | **                    | 3                           | (D)                | (D)                      | (D)                             | (D)   |
| Other 721        |   |                    |                    |   |                       |                             |                    |                          |                                 |   |
| 722              | Photographic studios, portrait.....                                       | ††                 | ††                 | ††                                      | ††                    | 5                           | 2 069              | 501                      | 88                              | 23  |
| 723, 4           | Beauty and barber shops.....  | ††                 | ††                 | ††                                      | ††                    | 22                          | 1 371              | 648                      | 166                             | 102   |
| 723              | Beauty shops.....   | ††                 | ††                 | ††                                      | ††                    | 20                          | (D)                | (D)                      | (D)                             | (D)   |
| 724              | Barber shops.....   | ††                 | ††                 | ††                                      | ††                    | 2                           | (D)                | (D)                      | (D)                             | (D)   |
| 725              | Shoe repair, shoe shine, and hat-cleaning shops.....                      | ††                 | ††                 | ††                                      | ††                    | 1                           | (D)                | (D)                      | (D)                             | (D)   |
| 726              | Funeral service and crematories.....                                      | ††                 | ††                 | ††                                      | ††                    | 4                           | 473                | 135                      | 40                              | 6   |
| 729              | Miscellaneous personal services.....                                      | ††                 | ††                 | ††                                      | ††                    | 7                           | (D)                | (D)                      | (D)                             | (D)   |
| 73               | <b>Business services</b> .....  | ††                 | ††                 | ††                                      | ††                    | 88                          | 26 084             | 10 860                   | 2 563                           | 871   |
| 731              | Advertising.....  | ††                 | ††                 | ††                                      | ††                    | 2                           | (D)                | (D)                      | (D)                             | (D)   |
| 734              | Services to dwellings and other buildings.....                            | ††                 | ††                 | ††                                      | ††                    | 11                          | 1 037              | 514                      | 117                             | 64  |
| 737              | Computer and data processing services.....                                | ††                 | ††                 | ††                                      | ††                    | 12                          | 7 243              | 2 078                    | 521                             | 98  |
| 7392             | Management, consulting, and public relations services.....                | ††                 | ††                 | ††                                      | ††                    | 17                          | 3 336              | 1 497                    | 338                             | 105   |
| 7394             | Equipment rental and leasing services.....                                | ††                 | ††                 | ††                                      | ††                    | 10                          | 2 064              | 643                      | 143                             | 57  |
| Other 73         | Other business services.....  | ††                 | ††                 | ††                                      | ††                    | 36                          | (D)                | (D)                      | (D)                             | (D)   |
| 75               | <b>Automotive repair, services, and garages</b> .....                     | ††                 | ††                 | ††                                      | ††                    | 23                          | 9 223              | 2 145                    | 514                             | 133   |
| 751              | Automotive rental and leasing, without drivers.....                       | ††                 | ††                 | ††                                      | ††                    | 2                           | (D)                | (D)                      | (D)                             | (D)   |
| 752              | Automobile parking.....   | ††                 | ††                 | ††                                      | ††                    | -                           | -                  | -                        | -                               | -   |
| 753              | Automotive repair shops.....  | ††                 | ††                 | ††                                      | ††                    | 17                          | 5 676              | 1 648                    | 380                             | 88  |
| 7538             | General automotive repair shops.....                                      | ††                 | ††                 | ††                                      | ††                    | 5                           | 556                | 113                      | 30                              | 11  |
| 7531             | Top and body repair shops.....  | ††                 | ††                 | ††                                      | ††                    | 5                           | (D)                | (D)                      | (D)                             | (D)   |
| 7534, 5, 9       | Other automotive repair shops.....  | ††                 | ††                 | ††                                      | ††                    | 7                           | (D)                | (D)                      | (D)                             | (D)   |
| 754              | Automotive services, except repair.....                                   | ††                 | ††                 | ††                                      | ††                    | 4                           | (D)                | (D)                      | (D)                             | (D)   |
| 76               | <b>Miscellaneous repair services</b> .....                                | ††                 | ††                 | ††                                      | ††                    | 9                           | 3 064              | 1 175                    | 272                             | 62  |
| 762              | Electrical and electronic repair shops.....                               | ††                 | ††                 | ††                                      | ††                    | 3                           | (D)                | (D)                      | (D)                             | (D)   |
| 7622             | Radio and TV repair shops.....  | ††                 | ††                 | ††                                      | ††                    | 1                           | (D)                | (D)                      | (D)                             | (D)   |
| 7623, 9          | Other electrical and electronic repair shops.....                         | ††                 | ††                 | ††                                      | ††                    | 2                           | (D)                | (D)                      | (D)                             | (D)   |
| 764              | Reupholstery and furniture repair.....                                    | ††                 | ††                 | ††                                      | ††                    | 2                           | (D)                | (D)                      | (D)                             | (D)   |
| 763, 9           | Other repair shops and related services.....                              | ††                 | ††                 | ††                                      | ††                    | 4                           | (D)                | (D)                      | (D)                             | (D)   |
| 78, 79           | <b>Amusement and recreation services, including motion pictures</b> ..... | ††                 | ††                 | ††                                      | ††                    | 12                          | 4 592              | 1 095                    | 269                             | 198   |
| 781, 2           | Motion picture production, distribution, and services.....                | ††                 | ††                 | ††                                      | ††                    | 1                           | (D)                | (D)                      | (D)                             | (D)   |
| 783              | Motion picture theaters.....  | ††                 | ††                 | ††                                      | ††                    | 4                           | (D)                | (D)                      | (D)                             | (D)   |
| 792              | Producers, orchestras, and entertainers.....                              | ††                 | ††                 | ††                                      | ††                    | -                           | -                  | -                        | -                               | -   |
| 793              | Bowling alleys and billiards and pool establishments.....                 | ††                 | ††                 | ††                                      | ††                    | 4                           | 1 781              | 478                      | 112                             | 94  |
| 79 ex. 792, 3    | Commercial sports and other amusement and recreation services.....        | ††                 | ††                 | ††                                      | ††                    | 3                           | (D)                | (D)                      | (D)                             | (D)   |
| 80, ex. 806      | <b>Health services, except hospitals</b> .....                            | ††                 | ††                 | ††                                      | ††                    | 86                          | 32 104             | 6 665                    | 1 589                           | 328   |
| 801              | Offices of physicians.....  | ††                 | ††                 | ††                                      | ††                    | 21                          | 21 888             | 3 401                    | 857                             | 92  |
| 802              | Offices of dentists.....  | ††                 | ††                 | ††                                      | ††                    | 43                          | 7 143              | 2 243                    | 492                             | 179   |
| 803              | Offices of osteopathic physicians.....                                    | ††                 | ††                 | ††                                      | ††                    | 2                           | (D)                | (D)                      | (D)                             | (D)   |
| 8041             | Offices of chiropractors.....   | ††                 | ††                 | ††                                      | ††                    | 7                           | (D)                | (D)                      | (D)                             | (D)   |
| 8042             | Offices of optometrists.....  | ††                 | ††                 | ††                                      | ††                    | 4                           | 951                | 190                      | 40                              | 13  |
| 805              | Nursing and personal care facilities.....                                 | ††                 | ††                 | ††                                      | ††                    | -                           | -                  | -                        | -                               | -   |
| 8049, 807, 8, 9  | Other health services.....  | ††                 | ††                 | ††                                      | ††                    | 9                           | 1 484              | 688                      | 166                             | 31  |
| 81               | <b>Legal services</b> .....   | ††                 | ††                 | ††                                      | ††                    | 12                          | 2 149              | 549                      | 131                             | 55  |
| 823, 4, 9        | <b>Selected educational services</b> .....                                | ††                 | ††                 | ††                                      | ††                    | 5                           | 503                | 162                      | 41                              | 8   |
| 891              | <b>Engineering, architectural, and surveying services</b> .....           | ††                 | ††                 | ††                                      | ††                    | 18                          | 23 771             | 11 882                   | 2 459                           | 389   |
| 893              | <b>Accounting, auditing, and bookkeeping services</b> .....               | ††                 | ††                 | ††                                      | ††                    | 21                          | 2 298              | 828                      | 187                             | 66  |
| 83, 892, 9       | <b>Social and other services</b> .....                                    | ††                 | ††                 | ††                                      | ††                    | 14                          | 1 449              | 548                      | 86                              | 62  |
| 83               | Social services.....  | **                 | **                 | **                                      | **                    | 11                          | (D)                | (D)                      | (D)                             | (D)   |
| 892, 9           | Other services.....   | **                 | **                 | **                                      | **                    | 3                           | (D)                | (D)                      | (D)                             | (D)   |

**Table 7. Summary Statistics for Firms Subject to Federal Income Tax for Places With 300 Establishments or More: 1982—Con.**

[For meaning of abbreviations and symbols, see introductory text. For explanation of terms and comparability of 1977 and 1982 censuses, see appendix A. For information on geographic areas followed by Δ, see appendix F]

| SIC code        | Geographic area and kind of business or operation                         | All establishments |                    |   |                       | Establishments with payroll |                    |                          |                                 |   |
|-----------------|---|--------------------|--------------------|---|-----------------------|-----------------------------|--------------------|--------------------------|---------------------------------|---|
|                 |   | Number             | Receipts (\$1,000) | Unincorporated businesses or operations |                       | Number                      | Receipts (\$1,000) | Annual payroll (\$1,000) | First quarter payroll (\$1,000) | Paid employees for pay period including March 12 (number) |
|                 |   |                    |                    | Individual proprietorships (number)     | Partnerships (number) |                             |                    |                          |                                 |   |
| <b>BEND</b>     |   |                    |                    |   |                       |                             |                    |                          |                                 |   |
|                 | <b>Total</b> .....  | ††                 | ††                 | ††                                      | ††                    | 326                         | 67 302             | 21 849                   | 5 417                           | 1 792   |
| 70              | <b>Hotels, motels, and other lodging places</b> .....                     | ††                 | ††                 | ††                                      | ††                    | 16                          | 7 970              | 1 914                    | 408                             | 290   |
| 7011            | Hotels, motor hotels, and motels.....                                     | ††                 | ††                 | ††                                      | ††                    | 16                          | 7 970              | 1 914                    | 408                             | 290   |
| 7011 pt.        | Hotels.....   | ††                 | ††                 | ††                                      | ††                    | 2                           | (D)                | (D)                      | (D)                             | (D)   |
| 7011 pt.        | Motels, motor hotels, and tourist courts.....                             | ††                 | ††                 | ††                                      | ††                    | 14                          | (D)                | (D)                      | (D)                             | (D)   |
| 702, 3, 4       | Other lodging places.....   | ††                 | ††                 | ††                                      | ††                    | -                           | -                  | -                        | -                               | -   |
| 72              | <b>Personal services</b> .....  | ††                 | ††                 | ††                                      | ††                    | 43                          | 5 133              | 1 533                    | 353                             | 227   |
| 721             | Laundry, cleaning, and garment services.....                              | ††                 | ††                 | ††                                      | ††                    | 11                          | (D)                | (D)                      | (D)                             | (D)   |
| 7215            | Coin-operated laundries and dry cleaning.....                             | ††                 | ††                 | ††                                      | ††                    | 3                           | (D)                | (D)                      | (D)                             | (D)   |
| 721 ex.         | Other laundry, cleaning, and garment services.....                        | ††                 | ††                 | ††                                      | ††                    | 8                           | (D)                | (D)                      | (D)                             | (D)   |
| 7215            |   |                    |                    |   |                       |                             |                    |                          |                                 |   |
| 7211            | Power laundries, family and commercial*.....                              | **                 | **                 | **                                      | **                    | -                           | -                  | -                        | -                               | -   |
| 7216            | Dry-cleaning plants, except rug cleaning*.....                            | **                 | **                 | **                                      | **                    | 2                           | (D)                | (D)                      | (D)                             | (D)   |
| Other 721       | Laundry and cleaning services, n.e.c.*.....                               | **                 | **                 | **                                      | **                    | 6                           | (D)                | (D)                      | (D)                             | (D)   |
| 722             | Photographic studios, portrait.....                                       | ††                 | ††                 | ††                                      | ††                    | 4                           | 295                | 63                       | 12                              | 15  |
| 723, 4          | <b>Beauty and barber shops</b> .....                                      | ††                 | ††                 | ††                                      | ††                    | 21                          | (D)                | (D)                      | (D)                             | (D)   |
| 723             | Beauty shops.....   | ††                 | ††                 | ††                                      | ††                    | 21                          | (D)                | (D)                      | (D)                             | (D)   |
| 724             | Barber shops.....   | ††                 | ††                 | ††                                      | ††                    | -                           | (D)                | (D)                      | (D)                             | (D)   |
| 725             | Shoe repair, shoe shine, and hat-cleaning shops.....                      | ††                 | ††                 | ††                                      | ††                    | 1                           | (D)                | (D)                      | (D)                             | (D)   |
| 726             | Funeral service and crematories.....                                      | ††                 | ††                 | ††                                      | ††                    | 2                           | (D)                | (D)                      | (D)                             | (D)   |
| 729             | Miscellaneous personal services.....                                      | ††                 | ††                 | ††                                      | ††                    | 4                           | (D)                | (D)                      | (D)                             | (D)   |
| 73              | <b>Business services</b> .....  | ††                 | ††                 | ††                                      | ††                    | 40                          | 5 181              | 1 964                    | 475                             | 209   |
| 731             | Advertising.....  | ††                 | ††                 | ††                                      | ††                    | 1                           | (D)                | (D)                      | (D)                             | (D)   |
| 734             | Services to dwellings and other buildings.....                            | ††                 | ††                 | ††                                      | ††                    | 9                           | 447                | 110                      | 25                              | 21  |
| 737             | Computer and data processing services.....                                | ††                 | ††                 | ††                                      | ††                    | 2                           | (D)                | (D)                      | (D)                             | (D)   |
| 7392            | Management, consulting, and public relations services.....                | ††                 | ††                 | ††                                      | ††                    | 2                           | (D)                | (D)                      | (D)                             | (D)   |
| 7394            | Equipment rental and leasing services.....                                | ††                 | ††                 | ††                                      | ††                    | 4                           | 910                | 262                      | 42                              | 17  |
| Other 73        | Other business services.....  | ††                 | ††                 | ††                                      | ††                    | 22                          | 3 077              | 1 409                    | 363                             | 160   |
| 75              | <b>Automotive repair, services, and garages</b> .....                     | ††                 | ††                 | ††                                      | ††                    | 30                          | 4 706              | 1 023                    | 239                             | 85  |
| 751             | Automotive rental and leasing, without drivers.....                       | ††                 | ††                 | ††                                      | ††                    | 2                           | (D)                | (D)                      | (D)                             | (D)   |
| 752             | Automobile parking.....   | ††                 | ††                 | ††                                      | ††                    | 1                           | (D)                | (D)                      | (D)                             | (D)   |
| 753             | Automotive repair shops.....  | ††                 | ††                 | ††                                      | ††                    | 24                          | 3 712              | 858                      | 208                             | 61  |
| 7538            | General automotive repair shops.....                                      | ††                 | ††                 | ††                                      | ††                    | 13                          | 2 605              | 580                      | 129                             | 41  |
| 7531            | Top and body repair shops.....  | ††                 | ††                 | ††                                      | ††                    | 5                           | (D)                | (D)                      | (D)                             | (D)   |
| 7534, 5, 9      | Other automotive repair shops.....  | ††                 | ††                 | ††                                      | ††                    | 6                           | (D)                | (D)                      | (D)                             | (D)   |
| 754             | Automotive services, except repair.....                                   | ††                 | ††                 | ††                                      | ††                    | 3                           | (D)                | (D)                      | (D)                             | (D)   |
| 76              | <b>Miscellaneous repair services</b> .....                                | ††                 | ††                 | ††                                      | ††                    | 17                          | (D)                | (D)                      | (D)                             | (D)   |
| 762             | Electrical and electronic repair shops.....                               | ††                 | ††                 | ††                                      | ††                    | 2                           | (D)                | (D)                      | (D)                             | (D)   |
| 7622            | Radio and TV repair shops.....  | ††                 | ††                 | ††                                      | ††                    | 1                           | (D)                | (D)                      | (D)                             | (D)   |
| 7623, 9         | Other electrical and electronic repair shops.....                         | ††                 | ††                 | ††                                      | ††                    | 1                           | (D)                | (D)                      | (D)                             | (D)   |
| 764             | Reupholstery and furniture repair.....                                    | ††                 | ††                 | ††                                      | ††                    | 4                           | (D)                | (D)                      | (D)                             | (D)   |
| 763, 9          | Other repair shops and related services.....                              | ††                 | ††                 | ††                                      | ††                    | 11                          | (D)                | (D)                      | (D)                             | (D)   |
| 78, 79          | <b>Amusement and recreation services, including motion pictures</b> ..... | ††                 | ††                 | ††                                      | ††                    | 16                          | 2 558              | 622                      | 119                             | 88  |
| 781, 2          | Motion picture production, distribution, and services.....                | ††                 | ††                 | ††                                      | ††                    | -                           | -                  | -                        | -                               | -   |
| 783             | Motion picture theaters.....  | ††                 | ††                 | ††                                      | ††                    | 6                           | (D)                | (D)                      | (D)                             | (D)   |
| 792             | Producers, orchestras, and entertainers.....                              | ††                 | ††                 | ††                                      | ††                    | -                           | -                  | -                        | -                               | -   |
| 793             | Bowling alleys and billiards and pool establishments.....                 | ††                 | ††                 | ††                                      | ††                    | 2                           | (D)                | (D)                      | (D)                             | (D)   |
| 79 ex. 792, 3   | Commercial sports and other amusement and recreation services.....        | ††                 | ††                 | ††                                      | ††                    | 8                           | 1 121              | 415                      | 72                              | 52  |
| 80, ex. 806     | <b>Health services, except hospitals</b> .....                            | ††                 | ††                 | ††                                      | ††                    | 113                         | 29 458             | 11 078                   | 2 882                           | 615   |
| 801             | Offices of physicians.....  | ††                 | ††                 | ††                                      | ††                    | 50                          | (D)                | (D)                      | (D)                             | (D)   |
| 802             | Offices of dentists.....  | ††                 | ††                 | ††                                      | ††                    | 34                          | 5 292              | 1 701                    | 452                             | 140   |
| 803             | Offices of osteopathic physicians.....                                    | ††                 | ††                 | ††                                      | ††                    | -                           | -                  | -                        | -                               | -   |
| 8041            | Offices of chiropractors.....   | ††                 | ††                 | ††                                      | ††                    | 7                           | (D)                | (D)                      | (D)                             | (D)   |
| 8042            | Offices of optometrists.....  | ††                 | ††                 | ††                                      | ††                    | 4                           | 609                | 95                       | 22                              | 15  |
| 805             | Nursing and personal care facilities.....                                 | ††                 | ††                 | ††                                      | ††                    | 4                           | (D)                | (D)                      | (D)                             | (D)   |
| 8049, 807, 8, 9 | Other health services.....  | ††                 | ††                 | ††                                      | ††                    | 14                          | (D)                | (D)                      | (D)                             | (D)   |
| 81              | <b>Legal services</b> .....   | ††                 | ††                 | ††                                      | ††                    | 24                          | 3 789              | 1 076                    | 250                             | 85  |
| 823, 4, 9       | <b>Selected educational services</b> .....                                | ††                 | ††                 | ††                                      | ††                    | -                           | (D)                | (D)                      | (D)                             | (D)   |
| 891             | <b>Engineering, architectural, and surveying services</b> .....           | ††                 | ††                 | ††                                      | ††                    | 9                           | 3 562              | 1 109                    | 363                             | 72  |
| 893             | <b>Accounting, auditing, and bookkeeping services</b> .....               | ††                 | ††                 | ††                                      | ††                    | 15                          | 2 555              | 901                      | 209                             | 61  |
| 83, 892, 9      | <b>Social and other services</b> .....                                    | ††                 | ††                 | ††                                      | ††                    | 3                           | 446                | 96                       | 20                              | 17  |
| 83              | Social services.....  | **                 | **                 | **                                      | **                    | 1                           | (D)                | (D)                      | (D)                             | (D)   |
| 892, 9          | Other services.....   | **                 | **                 | **                                      | **                    | 2                           | (D)                | (D)                      | (D)                             | (D)   |



**Table 7. Summary Statistics for Firms Subject to Federal Income Tax for Places With 300 Establishments or More: 1982—Con.**

[For meaning of abbreviations and symbols, see introductory text. For explanation of terms and comparability of 1977 and 1982 censuses, see appendix A. For information on geographic areas followed by Δ, see appendix F]

| SIC code         | Geographic area and kind of business or operation                   | All establishments |                    |   |                       | Establishments with payroll |                    |                          |                                 |   |
|------------------|---|--------------------|--------------------|---|-----------------------|-----------------------------|--------------------|--------------------------|---------------------------------|---|
|                  |   | Number             | Receipts (\$1,000) | Unincorporated businesses or operations |                       | Number                      | Receipts (\$1,000) | Annual payroll (\$1,000) | First quarter payroll (\$1,000) | Paid employees for pay period including March 12 (number) |
|                  |   |                    |                    | Individual proprietorships (number)     | Partnerships (number) |                             |                    |                          |                                 |   |
| <b>CORVALLIS</b> |   |                    |                    |   |                       |                             |                    |                          |                                 |   |
|                  | Total .....   | ††                 | ††                 | ††                                      | ††                    | 357                         | 107 453            | 45 928                   | 12 449                          | 2 688   |
| 70               | Hotels, motels, and other lodging places .....                      | ††                 | ††                 | ††                                      | ††                    | 11                          | (D)                | (D)                      | (D)                             | (D)   |
| 7011             | Hotels, motor hotels, and motels .....                              | ††                 | ††                 | ††                                      | ††                    | 6                           | (D)                | (D)                      | (D)                             | (D)   |
| 7011 pt.         | Hotels .....  | ††                 | ††                 | ††                                      | ††                    | 1                           | (D)                | (D)                      | (D)                             | (D)   |
| 7011 pt.         | Motels, motor hotels, and tourist courts .....                      | ††                 | ††                 | ††                                      | ††                    | 5                           | (D)                | (D)                      | (D)                             | (D)   |
| 702, 3, 4        | Other lodging places .....  | ††                 | ††                 | ††                                      | ††                    | 5                           | (D)                | (D)                      | (D)                             | (D)   |
| 72               | Personal services .....   | ††                 | ††                 | ††                                      | ††                    | 42                          | (D)                | (D)                      | (D)                             | (D)   |
| 721              | Laundry, cleaning, and garment services .....                       | ††                 | ††                 | ††                                      | ††                    | 11                          | 1 947              | 850                      | 215                             | 79  |
| 7215             | Coin-operated laundries and dry cleaning .....                      | ††                 | ††                 | ††                                      | ††                    | 2                           | (D)                | (D)                      | (D)                             | (D)   |
| 721 ex.          | Other laundry, cleaning, and garment services .....                 | ††                 | ††                 | ††                                      | ††                    | 9                           | (D)                | (D)                      | (D)                             | (D)   |
| 7215             | Power laundries, family and commercial* .....                       | **                 | **                 | **                                      | **                    | -                           | -                  | -                        | -                               | -   |
| 7211             | Dry-cleaning plants, except rug cleaning* .....                     | **                 | **                 | **                                      | **                    | 5                           | 506                | 222                      | 52                              | 28  |
| 7216             | Laundry and cleaning services, n.e.c.* .....                        | **                 | **                 | **                                      | **                    | 4                           | (D)                | (D)                      | (D)                             | (D)   |
| Other 721        |   |                    |                    |   |                       |                             |                    |                          |                                 |   |
| 722              | Photographic studios, portrait .....                                | ††                 | ††                 | ††                                      | ††                    | 2                           | (D)                | (D)                      | (D)                             | (D)   |
| 723, 4           | Beauty and barber shops .....                                       | ††                 | ††                 | ††                                      | ††                    | 19                          | (D)                | (D)                      | (D)                             | (D)   |
| 723              | Beauty shops .....  | ††                 | ††                 | ††                                      | ††                    | 15                          | (D)                | (D)                      | (D)                             | (D)   |
| 724              | Barber shops .....  | ††                 | ††                 | ††                                      | ††                    | 4                           | 207                | 125                      | 35                              | 11  |
| 725              | Shoe repair, shoe shine, and hat-cleaning shops .....               | ††                 | ††                 | ††                                      | ††                    | -                           | -                  | -                        | -                               | -   |
| 726              | Funeral service and crematories .....                               | ††                 | ††                 | ††                                      | ††                    | 2                           | (D)                | (D)                      | (D)                             | (D)   |
| 729              | Miscellaneous personal services .....                               | ††                 | ††                 | ††                                      | ††                    | 8                           | 376                | 79                       | 20                              | 19  |
| 73               | Business services .....   | ††                 | ††                 | ††                                      | ††                    | 46                          | (D)                | (D)                      | (D)                             | (D)   |
| 731              | Advertising .....   | ††                 | ††                 | ††                                      | ††                    | -                           | (D)                | (D)                      | (D)                             | (D)   |
| 734              | Services to dwellings and other buildings .....                     | ††                 | ††                 | ††                                      | ††                    | 5                           | 271                | 96                       | 18                              | 12  |
| 737              | Computer and data processing services .....                         | ††                 | ††                 | ††                                      | ††                    | 9                           | (D)                | (D)                      | (D)                             | (D)   |
| 7392             | Management, consulting, and public relations services .....         | ††                 | ††                 | ††                                      | ††                    | 3                           | (D)                | (D)                      | (D)                             | (D)   |
| 7394             | Equipment rental and leasing services .....                         | ††                 | ††                 | ††                                      | ††                    | 7                           | 1 328              | 370                      | 80                              | 25  |
| Other 73         | Other business services .....                                       | ††                 | ††                 | ††                                      | ††                    | 22                          | 2 527              | 1 009                    | 244                             | 146   |
| 75               | Automotive repair, services, and garages .....                      | ††                 | ††                 | ††                                      | ††                    | 22                          | (D)                | (D)                      | (D)                             | (D)   |
| 751              | Automotive rental and leasing, without drivers .....                | ††                 | ††                 | ††                                      | ††                    | 2                           | (D)                | (D)                      | (D)                             | (D)   |
| 752              | Automobile parking .....  | ††                 | ††                 | ††                                      | ††                    | -                           | -                  | -                        | -                               | -   |
| 753              | Automotive repair shops .....                                       | ††                 | ††                 | ††                                      | ††                    | 19                          | 2 856              | 809                      | 218                             | 77  |
| 7538             | General automotive repair shops .....                               | ††                 | ††                 | ††                                      | ††                    | 10                          | (D)                | (D)                      | (D)                             | (D)   |
| 7531             | Top and body repair shops .....                                     | ††                 | ††                 | ††                                      | ††                    | 2                           | (D)                | (D)                      | (D)                             | (D)   |
| 7534, 5, 9       | Other automotive repair shops .....                                 | ††                 | ††                 | ††                                      | ††                    | 7                           | 775                | 264                      | 77                              | 33  |
| 754              | Automotive services, except repair .....                            | ††                 | ††                 | ††                                      | ††                    | 1                           | (D)                | (D)                      | (D)                             | (D)   |
| 76               | Miscellaneous repair services .....                                 | ††                 | ††                 | ††                                      | ††                    | 10                          | (D)                | (D)                      | (D)                             | (D)   |
| 762              | Electrical and electronic repair shops .....                        | ††                 | ††                 | ††                                      | ††                    | 4                           | 239                | 70                       | 16                              | 10  |
| 7622             | Radio and TV repair shops .....                                     | ††                 | ††                 | ††                                      | ††                    | 2                           | (D)                | (D)                      | (D)                             | (D)   |
| 7623, 9          | Other electrical and electronic repair shops .....                  | ††                 | ††                 | ††                                      | ††                    | 2                           | (D)                | (D)                      | (D)                             | (D)   |
| 764              | Reupholstery and furniture repair .....                             | ††                 | ††                 | ††                                      | ††                    | 1                           | (D)                | (D)                      | (D)                             | (D)   |
| 763, 9           | Other repair shops and related services .....                       | ††                 | ††                 | ††                                      | ††                    | 5                           | 494                | 103                      | 24                              | 8   |
| 78, 79           | Amusement and recreation services, including motion pictures .....  | ††                 | ††                 | ††                                      | ††                    | 16                          | 3 654              | 691                      | 152                             | 125   |
| 781, 2           | Motion picture production, distribution, and services .....         | ††                 | ††                 | ††                                      | ††                    | -                           | -                  | -                        | -                               | -   |
| 783              | Motion picture theaters .....                                       | ††                 | ††                 | ††                                      | ††                    | 3                           | (D)                | (D)                      | (D)                             | (D)   |
| 792              | Producers, orchestras, and entertainers .....                       | ††                 | ††                 | ††                                      | ††                    | -                           | -                  | -                        | -                               | -   |
| 793              | Bowling alleys and billiards and pool establishments .....          | ††                 | ††                 | ††                                      | ††                    | 2                           | (D)                | (D)                      | (D)                             | (D)   |
| 79 ex. 792, 3    | Commercial sports and other amusement and recreation services ..... | ††                 | ††                 | ††                                      | ††                    | 11                          | (D)                | (D)                      | (D)                             | (D)   |
| 80, ex. 806      | Health services, except hospitals .....                             | ††                 | ††                 | ††                                      | ††                    | 113                         | (D)                | (D)                      | (D)                             | (D)   |
| 801              | Offices of physicians .....   | ††                 | ††                 | ††                                      | ††                    | 48                          | (D)                | (D)                      | (D)                             | (D)   |
| 802              | Offices of dentists .....   | ††                 | ††                 | ††                                      | ††                    | 38                          | (D)                | (D)                      | (D)                             | (D)   |
| 803              | Offices of osteopathic physicians .....                             | ††                 | ††                 | ††                                      | ††                    | 1                           | (D)                | (D)                      | (D)                             | (D)   |
| 8041             | Offices of chiropractors .....                                      | ††                 | ††                 | ††                                      | ††                    | 4                           | (D)                | (D)                      | (D)                             | (D)   |
| 8042             | Offices of optometrists .....                                       | ††                 | ††                 | ††                                      | ††                    | 6                           | 942                | 165                      | 40                              | 17  |
| 805              | Nursing and personal care facilities .....                          | ††                 | ††                 | ††                                      | ††                    | 2                           | (D)                | (D)                      | (D)                             | (D)   |
| 8049, 807, 8, 9  | Other health services .....   | ††                 | ††                 | ††                                      | ††                    | 14                          | 11 085             | 5 709                    | 1 357                           | 282   |
| 81               | Legal services .....  | ††                 | ††                 | ††                                      | ††                    | 35                          | (D)                | (D)                      | (D)                             | (D)   |
| 823, 4, 9        | Selected educational services .....                                 | ††                 | ††                 | ††                                      | ††                    | 2                           | (D)                | (D)                      | (D)                             | (D)   |
| 891              | Engineering, architectural, and surveying services .....            | ††                 | ††                 | ††                                      | ††                    | 16                          | (D)                | (D)                      | (D)                             | (D)   |
| 893              | Accounting, auditing, and bookkeeping services .....                | ††                 | ††                 | ††                                      | ††                    | 29                          | (D)                | (D)                      | (D)                             | (D)   |
| 83, 892, 9       | Social and other services .....                                     | ††                 | ††                 | ††                                      | ††                    | 15                          | (D)                | (D)                      | (D)                             | (D)   |
| 83               | Social services .....   | **                 | **                 | **                                      | **                    | 10                          | (D)                | (D)                      | (D)                             | (D)   |
| 892, 9           | Other services .....  | **                 | **                 | **                                      | **                    | 5                           | (D)                | (D)                      | (D)                             | (D)   |

**Table 7. Summary Statistics for Firms Subject to Federal Income Tax for Places With 300 Establishments or More: 1982—Con.**

[For meaning of abbreviations and symbols, see introductory text. For explanation of terms and comparability of 1977 and 1982 censuses, see appendix A. For information on geographic areas followed by Δ, see appendix F]

| SIC code        | Geographic area and kind of business or operation                  | All establishments |                    |   |                       | Establishments with payroll |                    |                          |                                 |   |
|-----------------|--|--------------------|--------------------|---|-----------------------|-----------------------------|--------------------|--------------------------|---------------------------------|---|
|                 |  | Number             | Receipts (\$1,000) | Unincorporated businesses or operations |                       | Number                      | Receipts (\$1,000) | Annual payroll (\$1,000) | First quarter payroll (\$1,000) | Paid employees for pay period including March 12 (number) |
|                 |  |                    |                    | Individual proprietorships (number)     | Partnerships (number) |                             |                    |                          |                                 |   |
| <b>EUGENE</b>   |  |                    |                    |   |                       |                             |                    |                          |                                 |   |
|                 | Total.....   | ††                 | ††                 | ††                                      | ††                    | 1 170                       | 280 020            | 108 246                  | 27 285                          | 7 840   |
| 70              | Hotels, motels, and other lodging places.....                      | ††                 | ††                 | ††                                      | ††                    | 32                          | 16 180             | 4 027                    | 1 061                           | 689   |
| 7011            | Hotels, motor hotels, and motels.....                              | ††                 | ††                 | ††                                      | ††                    | 28                          | 15 478             | 3 868                    | 1 023                           | 665   |
| 7011 pt.        | Hotels.....  | ††                 | ††                 | ††                                      | ††                    | 6                           | (D)                | (D)                      | (D)                             | (D)   |
| 7011 pt.        | Motels, motor hotels, and tourist courts.....                      | ††                 | ††                 | ††                                      | ††                    | 22                          | (D)                | (D)                      | (D)                             | (D)   |
| 702, 3, 4       | Other lodging places.....  | ††                 | ††                 | ††                                      | ††                    | 4                           | 702                | 159                      | 38                              | 24  |
| 72              | Personal services.....   | ††                 | ††                 | ††                                      | ††                    | 119                         | 16 372             | 6 102                    | 1 469                           | 773   |
| 721             | Laundry, cleaning, and garment services.....                       | ††                 | ††                 | ††                                      | ††                    | 28                          | 7 470              | 2 610                    | 645                             | 269   |
| 7215            | Coin-operated laundries and dry cleaning.....                      | ††                 | ††                 | ††                                      | ††                    | 7                           | 582                | 110                      | 26                              | 30  |
| 721 ex. 7215    | Other laundry, cleaning, and garment services.....                 | ††                 | ††                 | ††                                      | ††                    | 21                          | 6 888              | 2 500                    | 619                             | 239   |
| 7211            | Power laundries, family and commercial*.....                       | **                 | **                 | **                                      | **                    | 1                           | (D)                | (D)                      | (D)                             | (D)   |
| 7216            | Dry-cleaning plants, except rug cleaning*.....                     | **                 | **                 | **                                      | **                    | 10                          | 1 406              | 476                      | 109                             | 69  |
| Other 721       | Laundry and cleaning services, n.e.c.*.....                        | **                 | **                 | **                                      | **                    | 10                          | (D)                | (D)                      | (D)                             | (D)   |
| 722             | Photographic studios, portrait.....                                | ††                 | ††                 | ††                                      | ††                    | 7                           | 589                | 188                      | 44                              | 28  |
| 723, 4          | Beauty and barber shops.....                                       | ††                 | ††                 | ††                                      | ††                    | 55                          | 4 355              | 2 086                    | 492                             | 286   |
| 723             | Beauty shops.....  | ††                 | ††                 | ††                                      | ††                    | 50                          | (D)                | (D)                      | (D)                             | (D)   |
| 724             | Barber shops.....  | ††                 | ††                 | ††                                      | ††                    | 5                           | (D)                | (D)                      | (D)                             | (D)   |
| 725             | Shoe repair, shoe shine, and hat-cleaning shops.....               | ††                 | ††                 | ††                                      | ††                    | 4                           | 241                | 64                       | 15                              | 8   |
| 726             | Funeral service and crematories.....                               | ††                 | ††                 | ††                                      | ††                    | 5                           | 1 463              | 433                      | 107                             | 36  |
| 729             | Miscellaneous personal services.....                               | ††                 | ††                 | ††                                      | ††                    | 20                          | 2 254              | 721                      | 166                             | 146   |
| 73              | Business services.....   | ††                 | ††                 | ††                                      | ††                    | 192                         | 45 753             | 16 993                   | 4 030                           | 1 453   |
| 731             | Advertising.....   | ††                 | ††                 | ††                                      | ††                    | 18                          | (D)                | (D)                      | (D)                             | (D)   |
| 734             | Services to dwellings and other buildings.....                     | ††                 | ††                 | ††                                      | ††                    | 29                          | (D)                | (D)                      | (D)                             | (D)   |
| 737             | Computer and data processing services.....                         | ††                 | ††                 | ††                                      | ††                    | 23                          | 7 682              | 2 723                    | 638                             | 158   |
| 7392            | Management, consulting, and public relations services.....         | ††                 | ††                 | ††                                      | ††                    | 29                          | 4 494              | 2 420                    | 601                             | 149   |
| 7394            | Equipment rental and leasing services.....                         | ††                 | ††                 | ††                                      | ††                    | 13                          | 4 986              | 1 155                    | 305                             | 79  |
| Other 73        | Other business services.....                                       | ††                 | ††                 | ††                                      | ††                    | 80                          | 19 188             | 7 777                    | 1 705                           | 730   |
| 75              | Automotive repair, services, and garages.....                      | ††                 | ††                 | ††                                      | ††                    | 91                          | 28 069             | 7 569                    | 1 974                           | 599   |
| 751             | Automotive rental and leasing, without drivers.....                | ††                 | ††                 | ††                                      | ††                    | 8                           | (D)                | (D)                      | (D)                             | (D)   |
| 752             | Automobile parking.....  | ††                 | ††                 | ††                                      | ††                    | 1                           | (D)                | (D)                      | (D)                             | (D)   |
| 753             | Automotive repair shops.....                                       | ††                 | ††                 | ††                                      | ††                    | 68                          | 21 204             | 6 281                    | 1 635                           | 439   |
| 7538            | General automotive repair shops.....                               | ††                 | ††                 | ††                                      | ††                    | 37                          | 12 362             | 3 411                    | 923                             | 242   |
| 7531            | Top and body repair shops.....                                     | ††                 | ††                 | ††                                      | ††                    | 11                          | 3 153              | 1 031                    | 283                             | 75  |
| 7534, 5, 9      | Other automotive repair shops.....                                 | ††                 | ††                 | ††                                      | ††                    | 20                          | 5 689              | 1 839                    | 429                             | 122   |
| 754             | Automotive services, except repair.....                            | ††                 | ††                 | ††                                      | ††                    | 14                          | 2 402              | 634                      | 160                             | 81  |
| 76              | Miscellaneous repair services.....                                 | ††                 | ††                 | ††                                      | ††                    | 42                          | 9 543              | 3 149                    | 760                             | 233   |
| 762             | Electrical and electronic repair shops.....                        | ††                 | ††                 | ††                                      | ††                    | 16                          | 3 644              | 1 372                    | 329                             | 109   |
| 7622            | Radio and TV repair shops.....                                     | ††                 | ††                 | ††                                      | ††                    | 7                           | 461                | 117                      | 27                              | 14  |
| 7623, 9         | Other electrical and electronic repair shops.....                  | ††                 | ††                 | ††                                      | ††                    | 9                           | 3 183              | 1 255                    | 302                             | 95  |
| 764             | Reupholstery and furniture repair.....                             | ††                 | ††                 | ††                                      | ††                    | 1                           | (D)                | (D)                      | (D)                             | (D)   |
| 763, 9          | Other repair shops and related services.....                       | ††                 | ††                 | ††                                      | ††                    | 25                          | (D)                | (D)                      | (D)                             | (D)   |
| 78, 79          | Amusement and recreation services, including motion pictures.....  | ††                 | ††                 | ††                                      | ††                    | 37                          | 9 115              | 2 202                    | 464                             | 308   |
| 781, 2          | Motion picture production, distribution, and services.....         | ††                 | ††                 | ††                                      | ††                    | 1                           | (D)                | (D)                      | (D)                             | (D)   |
| 783             | Motion picture theaters.....                                       | ††                 | ††                 | ††                                      | ††                    | 9                           | 2 974              | 398                      | 86                              | 89  |
| 792             | Producers, orchestras, and entertainers.....                       | ††                 | ††                 | ††                                      | ††                    | 3                           | (D)                | (D)                      | (D)                             | (D)   |
| 793             | Bowling alleys and billiards and pool establishments.....          | ††                 | ††                 | ††                                      | ††                    | 3                           | (D)                | (D)                      | (D)                             | (D)   |
| 79 ex. 792, 3   | Commercial sports and other amusement and recreation services..... | ††                 | ††                 | ††                                      | ††                    | 21                          | 3 958              | 1 036                    | 199                             | 118   |
| 80, ex. 806     | Health services, except hospitals.....                             | ††                 | ††                 | ††                                      | ††                    | 352                         | 88 681             | 42 724                   | 11 079                          | 2 189   |
| 801             | Offices of physicians.....   | ††                 | ††                 | ††                                      | ††                    | 155                         | 50 644             | 27 183                   | 7 345                           | 908   |
| 802             | Offices of dentists.....   | ††                 | ††                 | ††                                      | ††                    | 116                         | 19 472             | 7 691                    | 1 775                           | 513   |
| 803             | Offices of osteopathic physicians.....                             | ††                 | ††                 | ††                                      | ††                    | 4                           | (D)                | (D)                      | (D)                             | (D)   |
| 8041            | Offices of chiropractors.....                                      | ††                 | ††                 | ††                                      | ††                    | 11                          | (D)                | (D)                      | (D)                             | (D)   |
| 8042            | Offices of optometrists.....                                       | ††                 | ††                 | ††                                      | ††                    | 16                          | 1 909              | 333                      | 75                              | 36  |
| 805             | Nursing and personal care facilities.....                          | ††                 | ††                 | ††                                      | ††                    | 5                           | 5 600              | 2 728                    | 671                             | 348   |
| 8049, 807, 8, 9 | Other health services.....   | ††                 | ††                 | ††                                      | ††                    | 45                          | 9 797              | 4 384                    | 1 127                           | 340   |
| 81              | Legal services.....  | ††                 | ††                 | ††                                      | ††                    | 152                         | 28 189             | 10 762                   | 2 657                           | 642   |
| 823, 4, 9       | Selected educational services.....                                 | ††                 | ††                 | ††                                      | ††                    | 7                           | (D)                | (D)                      | (D)                             | (D)   |
| 891             | Engineering, architectural, and surveying services.....            | ††                 | ††                 | ††                                      | ††                    | 52                          | 12 996             | 5 813                    | 1 435                           | 302   |
| 893             | Accounting, auditing, and bookkeeping services.....                | ††                 | ††                 | ††                                      | ††                    | 60                          | 16 280             | 6 299                    | 1 697                           | 365   |
| 83, 892, 9      | Social and other services.....                                     | ††                 | ††                 | ††                                      | ††                    | 34                          | (D)                | (D)                      | (D)                             | (D)   |
| 83              | Social services.....   | **                 | **                 | **                                      | **                    | 28                          | 3 127              | 1 307                    | 339                             | 167   |
| 892, 9          | Other services.....  | **                 | **                 | **                                      | **                    | 6                           | (D)                | (D)                      | (D)                             | (D)   |



**Table 7. Summary Statistics for Firms Subject to Federal Income Tax for Places With 300 Establishments or More: 1982—Con.**

[For meaning of abbreviations and symbols, see introductory text. For explanation of terms and comparability of 1977 and 1982 censuses, see appendix A. For information on geographic areas followed by Δ, see appendix F]

| SIC code        | Geographic area and kind of business or operation                  | All establishments |                    |   |                       | Establishments with payroll |                    |                          |                                 |   |
|-----------------|--|--------------------|--------------------|---|-----------------------|-----------------------------|--------------------|--------------------------|---------------------------------|---|
|                 |  | Number             | Receipts (\$1,000) | Unincorporated businesses or operations |                       | Number                      | Receipts (\$1,000) | Annual payroll (\$1,000) | First quarter payroll (\$1,000) | Paid employees for pay period including March 12 (number) |
|                 |  |                    |                    | Individual proprietorships (number)     | Partnerships (number) |                             |                    |                          |                                 |   |
| <b>MEDFORD</b>  |  |                    |                    |   |                       |                             |                    |                          |                                 |   |
|                 | Total.....   | ††                 | ††                 | ††                                      | ††                    | 496                         | 119 722            | 47 734                   | 12 358                          | 3 518   |
| 70              | Hotels, motels, and other lodging places.....                      | ††                 | ††                 | ††                                      | ††                    | 20                          | 9 612              | 2 222                    | 501                             | 385   |
| 7011            | Hotels, motor hotels, and motels.....                              | ††                 | ††                 | ††                                      | ††                    | 17                          | (D)                | (D)                      | (D)                             | (D)   |
| 7011 pt.        | Hotels.....  | ††                 | ††                 | ††                                      | ††                    | 5                           | (D)                | (D)                      | (D)                             | (D)   |
| 7011 pt.        | Motels, motor hotels, and tourist courts.....                      | ††                 | ††                 | ††                                      | ††                    | 12                          | (D)                | (D)                      | (D)                             | (D)   |
| 702, 3, 4       | Other lodging places.....  | ††                 | ††                 | ††                                      | ††                    | 3                           | (D)                | (D)                      | (D)                             | (D)   |
| 72              | Personal services.....   | ††                 | ††                 | ††                                      | ††                    | 44                          | 8 493              | 3 163                    | 774                             | 418   |
| 721             | Laundry, cleaning, and garment services.....                       | ††                 | ††                 | ††                                      | ††                    | 6                           | 4 178              | 1 575                    | 368                             | 132   |
| 7215            | Coin-operated laundries and dry cleaning.....                      | ††                 | ††                 | ††                                      | ††                    | 1                           | (D)                | (D)                      | (D)                             | (D)   |
| 721 ex.         | Other laundry, cleaning, and garment services.....                 | ††                 | ††                 | ††                                      | ††                    | 5                           | (D)                | (D)                      | (D)                             | (D)   |
| 7215            | Power laundries, family and commercial*.....                       | ∴                  | ∴                  | ∴                                       | ∴                     | 1                           | (D)                | (D)                      | (D)                             | (D)   |
| 7211            | Dry-cleaning plants, except rug cleaning*.....                     | ∴                  | ∴                  | ∴                                       | ∴                     | 3                           | (D)                | (D)                      | (D)                             | (D)   |
| 7216            | Laundry and cleaning services, n.e.c.*.....                        | ∴                  | ∴                  | ∴                                       | ∴                     | 1                           | (D)                | (D)                      | (D)                             | (D)   |
| Other 721       |  |                    |                    |   |                       |                             |                    |                          |                                 |   |
| 722             | Photographic studios, portrait.....                                | ††                 | ††                 | ††                                      | ††                    | 6                           | 690                | 137                      | 20                              | 20  |
| 723, 4          | Beauty and barber shops.....                                       | ††                 | ††                 | ††                                      | ††                    | 22                          | 1 893              | 788                      | 181                             | 111   |
| 723             | Beauty shops.....  | ††                 | ††                 | ††                                      | ††                    | 21                          | (D)                | (D)                      | (D)                             | (D)   |
| 724             | Barber shops.....  | ††                 | ††                 | ††                                      | ††                    | 1                           | (D)                | (D)                      | (D)                             | (D)   |
| 725             | Shoe repair, shoe shine, and hat-cleaning shops.....               | ††                 | ††                 | ††                                      | ††                    | 1                           | (D)                | (D)                      | (D)                             | (D)   |
| 726             | Funeral service and crematories.....                               | ††                 | ††                 | ††                                      | ††                    | 2                           | (D)                | (D)                      | (D)                             | (D)   |
| 729             | Miscellaneous personal services.....                               | ††                 | ††                 | ††                                      | ††                    | 7                           | (D)                | (D)                      | (D)                             | (D)   |
| 73              | Business services.....   | ††                 | ††                 | ††                                      | ††                    | 80                          | 10 541             | 4 155                    | 1 008                           | 442   |
| 731             | Advertising.....   | ††                 | ††                 | ††                                      | ††                    | 4                           | 1 339              | 774                      | 191                             | 62  |
| 734             | Services to dwellings and other buildings.....                     | ††                 | ††                 | ††                                      | ††                    | 15                          | 861                | 318                      | 81                              | 62  |
| 737             | Computer and data processing services.....                         | ††                 | ††                 | ††                                      | ††                    | 4                           | (D)                | (D)                      | (D)                             | (D)   |
| 7392            | Management, consulting, and public relations services.....         | ††                 | ††                 | ††                                      | ††                    | 6                           | 946                | 345                      | 90                              | 35  |
| 7394            | Equipment rental and leasing services.....                         | ††                 | ††                 | ††                                      | ††                    | 9                           | 932                | 267                      | 129                             | 21  |
| Other 73        | Other business services.....                                       | ††                 | ††                 | ††                                      | ††                    | 42                          | (D)                | (D)                      | (D)                             | (D)   |
| 75              | Automotive repair, services, and garages.....                      | ††                 | ††                 | ††                                      | ††                    | 39                          | 6 712              | 1 847                    | 449                             | 154   |
| 751             | Automotive rental and leasing, without drivers.....                | ††                 | ††                 | ††                                      | ††                    | 5                           | 1 344              | 230                      | 54                              | 30  |
| 752             | Automobile parking.....  | ††                 | ††                 | ††                                      | ††                    | 1                           | (D)                | (D)                      | (D)                             | (D)   |
| 753             | Automotive repair shops.....                                       | ††                 | ††                 | ††                                      | ††                    | 30                          | 5 137              | 1 543                    | 378                             | 111   |
| 7538            | General automotive repair shops.....                               | ††                 | ††                 | ††                                      | ††                    | 12                          | 1 870              | 469                      | 110                             | 31  |
| 7531            | Top and body repair shops.....                                     | ††                 | ††                 | ††                                      | ††                    | 8                           | 1 648              | 577                      | 156                             | 45  |
| 7534, 5, 9      | Other automotive repair shops.....                                 | ††                 | ††                 | ††                                      | ††                    | 10                          | 1 619              | 497                      | 112                             | 35  |
| 754             | Automotive services, except repair.....                            | ††                 | ††                 | ††                                      | ††                    | 3                           | (D)                | (D)                      | (D)                             | (D)   |
| 76              | Miscellaneous repair services.....                                 | ††                 | ††                 | ††                                      | ††                    | 22                          | 3 024              | 993                      | 262                             | 86  |
| 762             | Electrical and electronic repair shops.....                        | ††                 | ††                 | ††                                      | ††                    | 7                           | (D)                | (D)                      | (D)                             | (D)   |
| 7622            | Radio and TV repair shops.....                                     | ††                 | ††                 | ††                                      | ††                    | 3                           | (D)                | (D)                      | (D)                             | (D)   |
| 7623, 9         | Other electrical and electronic repair shops.....                  | ††                 | ††                 | ††                                      | ††                    | 4                           | (D)                | (D)                      | (D)                             | (D)   |
| 764             | Reupholstery and furniture repair.....                             | ††                 | ††                 | ††                                      | ††                    | 3                           | (D)                | (D)                      | (D)                             | (D)   |
| 763, 9          | Other repair shops and related services.....                       | ††                 | ††                 | ††                                      | ††                    | 12                          | 2 376              | 772                      | 207                             | 64  |
| 78, 79          | Amusement and recreation services, including motion pictures.....  | ††                 | ††                 | ††                                      | ††                    | 19                          | 6 964              | 1 449                    | 357                             | 212   |
| 781, 2          | Motion picture production, distribution, and services.....         | ††                 | ††                 | ††                                      | ††                    | 3                           | (D)                | (D)                      | (D)                             | (D)   |
| 783             | Motion picture theaters.....                                       | ††                 | ††                 | ††                                      | ††                    | 4                           | (D)                | (D)                      | (D)                             | (D)   |
| 792             | Producers, orchestras, and entertainers.....                       | ††                 | ††                 | ††                                      | ††                    | 1                           | (D)                | (D)                      | (D)                             | (D)   |
| 793             | Bowling alleys and billiards and pool establishments.....          | ††                 | ††                 | ††                                      | ††                    | 1                           | (D)                | (D)                      | (D)                             | (D)   |
| 79 ex. 792, 3   | Commercial sports and other amusement and recreation services..... | ††                 | ††                 | ††                                      | ††                    | 10                          | 2 658              | 856                      | 213                             | 111   |
| 80, ex. 806     | Health services, except hospitals.....                             | ††                 | ††                 | ††                                      | ††                    | 145                         | 54 699             | 27 995                   | 7 397                           | 1 335   |
| 801             | Offices of physicians.....   | ††                 | ††                 | ††                                      | ††                    | 70                          | 35 130             | 20 620                   | 5 617                           | 611   |
| 802             | Offices of dentists.....   | ††                 | ††                 | ††                                      | ††                    | 42                          | 6 729              | 2 342                    | 551                             | 202   |
| 803             | Offices of osteopathic physicians.....                             | ††                 | ††                 | ††                                      | ††                    | 2                           | (D)                | (D)                      | (D)                             | (D)   |
| 8041            | Offices of chiropractors.....                                      | ††                 | ††                 | ††                                      | ††                    | 5                           | 843                | 204                      | 58                              | 8   |
| 8042            | Offices of optometrists.....                                       | ††                 | ††                 | ††                                      | ††                    | 9                           | 1 353              | 311                      | 73                              | 27  |
| 805             | Nursing and personal care facilities.....                          | ††                 | ††                 | ††                                      | ††                    | 3                           | (D)                | (D)                      | (D)                             | (D)   |
| 8049, 807, 8, 9 | Other health services.....   | ††                 | ††                 | ††                                      | ††                    | 14                          | 4 133              | 1 086                    | 270                             | 73  |
| 81              | Legal services.....  | ††                 | ††                 | ††                                      | ††                    | 52                          | 8 812              | 2 340                    | 670                             | 166   |
| 823, 4, 9       | Selected educational services.....                                 | ††                 | ††                 | ††                                      | ††                    | 3                           | (D)                | (D)                      | (D)                             | (D)   |
| 891             | Engineering, architectural, and surveying services.....            | ††                 | ††                 | ††                                      | ††                    | 23                          | 3 504              | 1 309                    | 360                             | 96  |
| 893             | Accounting, auditing, and bookkeeping services.....                | ††                 | ††                 | ††                                      | ††                    | 38                          | 4 779              | 1 481                    | 385                             | 133   |
| 83, 892, 9      | Social and other services.....                                     | ††                 | ††                 | ††                                      | ††                    | 11                          | (D)                | (D)                      | (D)                             | (D)   |
| 83              | Social services.....   | ∴                  | ∴                  | ∴                                       | ∴                     | 10                          | 2 051              | 645                      | 158                             | 78  |
| 892, 9          | Other services.....  | ∴                  | ∴                  | ∴                                       | ∴                     | 1                           | (D)                | (D)                      | (D)                             | (D)   |

**Table 7. Summary Statistics for Firms Subject to Federal Income Tax for Places With 300 Establishments or More: 1982—Con.**

[For meaning of abbreviations and symbols, see introductory text. For explanation of terms and comparability of 1977 and 1982 censuses, see appendix A. For information on geographic areas followed by Δ, see appendix F]

| SIC code            | Geographic area and kind of business or operation               | All establishments |                    |   |                       | Establishments with payroll |                    |                          |                                 |   |
|---------------------|---|--------------------|--------------------|---|-----------------------|-----------------------------|--------------------|--------------------------|---------------------------------|---|
|                     |   | Number             | Receipts (\$1,000) | Unincorporated businesses or operations |                       | Number                      | Receipts (\$1,000) | Annual payroll (\$1,000) | First quarter payroll (\$1,000) | Paid employees for pay period including March 12 (number) |
|                     |   |                    |                    | Individual proprietorships (number)     | Partnerships (number) |                             |                    |                          |                                 |   |
|                     | <b>PORTLAND</b>   |                    |                    |   |                       |                             |                    |                          |                                 |   |
|                     | <b>Total</b> .....  | ††                 | ††                 | ††                                      | ††                    | 3 933                       | 1 396 415          | 524 095                  | 132 908                         | 35 280  |
| 70                  | <b>Hotels, motels, and other lodging places</b> .....           | ††                 | ††                 | ††                                      | ††                    | 90                          | 81 122             | 22 845                   | 5 558                           | 3 163   |
| 7011                | Hotels, motor hotels, and motels.....                           | ††                 | ††                 | ††                                      | ††                    | 80                          | 80 441             | 22 685                   | 5 517                           | 3 127   |
| 7011 pt.            | Hotels.....   | ††                 | ††                 | ††                                      | ††                    | 27                          | 56 882             | 16 600                   | 3 968                           | 2 204   |
| 7011 pt.            | Hotels, 25 guestrooms or more.....                              | ††                 | ††                 | ††                                      | ††                    | 23                          | 56 366             | 16 502                   | 3 946                           | 2 183   |
| 7011 pt.            | Hotels, less than 25 guestrooms.....                            | ††                 | ††                 | ††                                      | ††                    | 4                           | 516                | 98                       | 22                              | 21  |
| 7011 pt.            | Motels, motor hotels, and tourist courts.....                   | ††                 | ††                 | ††                                      | ††                    | 53                          | 23 559             | 6 085                    | 1 549                           | 923   |
| 7011 pt.            | Motels, tourist courts.....                                     | ††                 | ††                 | ††                                      | ††                    | 43                          | (D)                | (D)                      | (D)                             | (D)   |
| 7011 pt.            | Motor hotels.....   | ††                 | ††                 | ††                                      | ††                    | 10                          | (D)                | (D)                      | (D)                             | (D)   |
| 702, 3, 4           | Other lodging places.....                                       | ††                 | ††                 | ††                                      | ††                    | 10                          | 681                | 160                      | 41                              | 36  |
| 703                 | Trailer parks and camps.....                                    | ††                 | ††                 | ††                                      | ††                    | -                           | -                  | -                        | -                               | -   |
| 702, 4              | Rooming, boarding, and membership lodging.....                  | ††                 | ††                 | ††                                      | ††                    | 10                          | 681                | 160                      | 41                              | 36  |
| 72                  | <b>Personal services</b> .....                                  | ††                 | ††                 | ††                                      | ††                    | 335                         | 68 175             | 26 269                   | 6 450                           | 2 700   |
| 721                 | Laundry, cleaning, and garment services.....                    | ††                 | ††                 | ††                                      | ††                    | 96                          | 38 474             | 15 008                   | 3 617                           | 1 169   |
| 7215                | Coin-operated laundries and dry cleaning.....                   | ††                 | ††                 | ††                                      | ††                    | 22                          | (D)                | (D)                      | (D)                             | (D)   |
| 721 ex. 7215        | Other laundry, cleaning, and garment services.....              | ††                 | ††                 | ††                                      | ††                    | 74                          | (D)                | (D)                      | (D)                             | (D)   |
| 7215                | Power laundries, family and commercial*.....                    | ††                 | ††                 | ††                                      | ††                    | 4                           | (D)                | (D)                      | (D)                             | (D)   |
| 7216                | Dry-cleaning plants, except rug cleaning*.....                  | ††                 | ††                 | ††                                      | ††                    | 36                          | 6 495              | 2 447                    | 564                             | 261   |
| Other 721           | Laundry and cleaning services, n.e.c.*.....                     | ††                 | ††                 | ††                                      | ††                    | 34                          | (D)                | (D)                      | (D)                             | (D)   |
| 7212                | Garment pressing and agents for laundries and dry cleaners..... | ††                 | ††                 | ††                                      | ††                    | 3                           | 728                | 238                      | 61                              | 31  |
| 7213                | Linen supply*.....  | ††                 | ††                 | ††                                      | ††                    | 3                           | 9 187              | 3 623                    | 906                             | 225   |
| 7217                | Carpet and upholstery cleaning.....                             | ††                 | ††                 | ††                                      | ††                    | 16                          | 2 166              | 891                      | 183                             | 75  |
| 7218                | Industrial laundriers*.....                                     | ††                 | ††                 | ††                                      | ††                    | 6                           | (D)                | (D)                      | (D)                             | (D)   |
| 7214, 9             | Other laundry, garment services, including diaper*.....         | ††                 | ††                 | ††                                      | ††                    | 6                           | (D)                | (D)                      | (D)                             | (D)   |
| 722                 | Photographic studios, portrait.....                             | ††                 | ††                 | ††                                      | ††                    | 20                          | 2 642              | 603                      | 151                             | 81  |
| 723, 4              | Beauty and barber shops.....                                    | ††                 | ††                 | ††                                      | ††                    | 155                         | 13 196             | 5 834                    | 1 399                           | 725   |
| 723                 | Beauty shops.....   | ††                 | ††                 | ††                                      | ††                    | 144                         | (D)                | (D)                      | (D)                             | (D)   |
| 724                 | Barber shops.....   | ††                 | ††                 | ††                                      | ††                    | 11                          | (D)                | (D)                      | (D)                             | (D)   |
| 725                 | Shoe repair, shoe shine, and hat-cleaning shops.....            | ††                 | ††                 | ††                                      | ††                    | 7                           | (D)                | (D)                      | (D)                             | (D)   |
| 726                 | Funeral service and crematories.....                            | ††                 | ††                 | ††                                      | ††                    | 20                          | 6 714              | 2 182                    | 517                             | 169   |
| 729                 | Miscellaneous personal services.....                            | ††                 | ††                 | ††                                      | ††                    | 37                          | (D)                | (D)                      | (D)                             | (D)   |
| 73                  | <b>Business services</b> .....                                  | ††                 | ††                 | ††                                      | ††                    | 809                         | 351 985            | 146 678                  | 36 681                          | 11 515  |
| 731                 | Advertising.....  | ††                 | ††                 | ††                                      | ††                    | 70                          | (D)                | (D)                      | (D)                             | (D)   |
| 7311                | Advertising agencies.....                                       | ††                 | ††                 | ††                                      | ††                    | 58                          | (D)                | (D)                      | (D)                             | (D)   |
| 7312                | Outdoor advertising services.....                               | ††                 | ††                 | ††                                      | ††                    | 2                           | (D)                | (D)                      | (D)                             | (D)   |
| 7313                | Radio, TV, publishers' advertising representatives.....         | ††                 | ††                 | ††                                      | ††                    | 8                           | (D)                | (D)                      | (D)                             | (D)   |
| 7319                | Advertising, n.e.c.....   | ††                 | ††                 | ††                                      | ††                    | 2                           | (D)                | (D)                      | (D)                             | (D)   |
| 734                 | Services to dwellings and other buildings.....                  | ††                 | ††                 | ††                                      | ††                    | 117                         | 25 483             | 13 642                   | 3 378                           | 1 644   |
| 7341                | Window cleaning.....  | ††                 | ††                 | ††                                      | ††                    | 3                           | (D)                | (D)                      | (D)                             | (D)   |
| 7342                | Disinfecting and exterminating services.....                    | ††                 | ††                 | ††                                      | ††                    | 9                           | 1 675              | 631                      | 132                             | 50  |
| 7349                | Cleaning and maintenance services, n.e.c.....                   | ††                 | ††                 | ††                                      | ††                    | 105                         | (D)                | (D)                      | (D)                             | (D)   |
| 737                 | Computer and data processing services.....                      | ††                 | ††                 | ††                                      | ††                    | 74                          | 66 969             | 25 226                   | 6 573                           | 1 415   |
| 7372                | Computer programming and other software services.....           | ††                 | ††                 | ††                                      | ††                    | 24                          | 6 224              | 2 825                    | 685                             | 141   |
| 7374                | Data processing services.....                                   | ††                 | ††                 | ††                                      | ††                    | 39                          | 53 419             | 19 931                   | 5 311                           | 1 160   |
| 7379                | Computer related services, n.e.c.....                           | ††                 | ††                 | ††                                      | ††                    | 11                          | 7 326              | 2 470                    | 577                             | 114   |
| 7392                | Management, consulting, and public relations services.....      | ††                 | ††                 | ††                                      | ††                    | 121                         | 39 601             | 17 992                   | 4 275                           | 1 054   |
| 7394                | Equipment rental and leasing services.....                      | ††                 | ††                 | ††                                      | ††                    | 59                          | 38 087             | 11 348                   | 3 036                           | 600   |
| Other 73            | Other business services.....                                    | ††                 | ††                 | ††                                      | ††                    | 368                         | (D)                | (D)                      | (D)                             | (D)   |
| 732                 | Credit reporting, collection agencies.....                      | ††                 | ††                 | ††                                      | ††                    | 32                          | 12 345             | 4 834                    | 1 212                           | 368   |
| 7331                | Direct mail advertising services.....                           | ††                 | ††                 | ††                                      | ††                    | 11                          | 7 018              | 2 918                    | 744                             | 269   |
| 7332                | Blueprinting and photocopying services.....                     | ††                 | ††                 | ††                                      | ††                    | 8                           | 1 284              | 394                      | 103                             | 32  |
| 7333                | Commercial photography, art, and graphics.....                  | ††                 | ††                 | ††                                      | ††                    | 46                          | (D)                | (D)                      | (D)                             | (D)   |
| 7339                | Stenographic services; and reproduction services, n.e.c.....    | ††                 | ††                 | ††                                      | ††                    | 18                          | 2 389              | 1 131                    | 258                             | 82  |
| 736                 | Personnel supply services.....                                  | ††                 | ††                 | ††                                      | ††                    | 67                          | 22 297             | 14 744                   | 3 393                           | 1 495   |
| 7361                | Employment agencies.....  | ††                 | ††                 | ††                                      | ††                    | 41                          | (D)                | (D)                      | (D)                             | (D)   |
| 7362                | Help supply services.....                                       | ††                 | ††                 | ††                                      | ††                    | 26                          | (D)                | (D)                      | (D)                             | (D)   |
| 7369                | Facilities management services.....                             | ††                 | ††                 | ††                                      | ††                    | -                           | -                  | -                        | -                               | -   |
| 7391                | Research and development laboratories.....                      | ††                 | ††                 | ††                                      | ††                    | 5                           | 964                | 319                      | 140                             | 47  |
| 7397                | Testing laboratories and facilities.....                        | ††                 | ††                 | ††                                      | ††                    | 5                           | 1 528              | 716                      | 192                             | 46  |
| 7393                | Detective agencies and protective services.....                 | ††                 | ††                 | ††                                      | ††                    | 32                          | 29 029             | 18 345                   | 4 550                           | 1 974   |
| 7395                | Photofinishing laboratories*.....                               | ††                 | ††                 | ††                                      | ††                    | 23                          | 26 972             | 6 476                    | 1 549                           | 508   |
| 7399 pt.            | Sign painting shops.....  | ††                 | ††                 | ††                                      | ††                    | 2                           | (D)                | (D)                      | (D)                             | (D)   |
| 7399 pt.            | Interior designing.....   | ††                 | ††                 | ††                                      | ††                    | 16                          | 2 898              | 665                      | 159                             | 64  |
| 7399 pt.            | Telephone answering services.....                               | ††                 | ††                 | ††                                      | ††                    | 14                          | 3 029              | 1 416                    | 340                             | 169   |
| 735, 7396, 7399 pt. | Other business services, n.e.c.....                             | ††                 | ††                 | ††                                      | ††                    | 89                          | (D)                | (D)                      | (D)                             | (D)   |



**Table 7. Summary Statistics for Firms Subject to Federal Income Tax for Places With 300 Establishments or More: 1982—Con.**

[For meaning of abbreviations and symbols, see introductory text. For explanation of terms and comparability of 1977 and 1982 censuses, see appendix A. For information on geographic areas followed by Δ, see appendix F]

| SIC code             | Geographic area and kind of business or operation  | All establishments |                    |   |                       | Establishments with payroll |                    |                          |                                 |   |
|----------------------|--|--------------------|--------------------|---|-----------------------|-----------------------------|--------------------|--------------------------|---------------------------------|---|
|                      |  | Number             | Receipts (\$1,000) | Unincorporated businesses or operations |                       | Number                      | Receipts (\$1,000) | Annual payroll (\$1,000) | First quarter payroll (\$1,000) | Paid employees for pay period including March 12 (number) |
|                      |  |                    |                    | Individual proprietorships (number)     | Partnerships (number) |                             |                    |                          |                                 |   |
| <b>PORTLAND—Con.</b> |  |                    |                    |   |                       |                             |                    |                          |                                 |   |
| 75                   | Automotive repair, services, and garages.....  | ††                 | ††                 | ††                                      | ††                    | 378                         | 116 725            | 29 707                   | 7 172                           | 1 950   |
| 751                  | Automotive rental and leasing, without drivers .....                                     | ††                 | ††                 | ††                                      | ††                    | 34                          | 38 532             | 5 322                    | 1 249                           | 308   |
| 752                  | Automobile parking .....   | ††                 | ††                 | ††                                      | ††                    | 93                          | (D)                | (D)                      | (D)                             | (D)   |
| 7523                 | Parking lots .....   | ††                 | ††                 | ††                                      | ††                    | 56                          | (D)                | (D)                      | (D)                             | (D)   |
| 7525                 | Parking structures .....   | **                 | **                 | **                                      | **                    | 37                          | (D)                | (D)                      | (D)                             | (D)   |
| 753                  | Automotive repair shops.....   | ††                 | ††                 | ††                                      | ††                    | 225                         | 57 538             | 18 907                   | 4 573                           | 1 132   |
| 7538                 | General automotive repair shops .....  | ††                 | ††                 | ††                                      | ††                    | 94                          | 20 000             | 6 322                    | 1 531                           | 414   |
| 7538 pt.             | General automotive repair shops, except diesel .....                                     | **                 | **                 | **                                      | **                    | 88                          | 17 335             | 5 594                    | 1 347                           | 363   |
| 7538 pt.             | Diesel repair shops .....  | **                 | **                 | **                                      | **                    | 6                           | 2 665              | 728                      | 184                             | 51  |
| 7531                 | Top and body repair shops .....  | ††                 | ††                 | ††                                      | ††                    | 63                          | 15 592             | 5 431                    | 1 400                           | 316   |
| 7534, 5, 9           | Other automotive repair shops .....  | ††                 | ††                 | ††                                      | ††                    | 68                          | 21 946             | 7 154                    | 1 642                           | 402   |
| 7534                 | Tire retreading and repair shops .....   | **                 | **                 | **                                      | **                    | 5                           | (D)                | (D)                      | (D)                             | (D)   |
| 7535                 | Paint shops .....  | **                 | **                 | **                                      | **                    | 11                          | 2 132              | 817                      | 199                             | 72  |
| 7539 pt.             | Auto electrical and fuel system services .....   | **                 | **                 | **                                      | **                    | 6                           | (D)                | (D)                      | (D)                             | (D)   |
| 7539 pt.             | Radiator repair .....  | **                 | **                 | **                                      | **                    | 6                           | (D)                | (D)                      | (D)                             | (D)   |
| 7539 pt.             | Glass replacement and repair .....   | **                 | **                 | **                                      | **                    | 6                           | 3 458              | 1 378                    | 306                             | 70  |
| 7539 pt.             | Brake, front end, and wheel alignment .....  | **                 | **                 | **                                      | **                    | 8                           | (D)                | (D)                      | (D)                             | (D)   |
| 7539 pt.             | Exhaust system services (muffler shops) .....  | **                 | **                 | **                                      | **                    | 8                           | 1 981              | 514                      | 114                             | 32  |
| 7539 pt.             | Transmission repair shops .....  | **                 | **                 | **                                      | **                    | 14                          | 2 555              | 728                      | 177                             | 49  |
| 7539 pt.             | Other automotive repair shops, n.e.c. ....   | **                 | **                 | **                                      | **                    | 4                           | (D)                | (D)                      | (D)                             | (D)   |
| 754                  | Automotive services, except repair .....   | ††                 | ††                 | ††                                      | ††                    | 26                          | (D)                | (D)                      | (D)                             | (D)   |
| 7542                 | Car washes .....   | **                 | **                 | **                                      | **                    | 12                          | 3 483              | 847                      | 197                             | 103   |
| 7549                 | Other automotive services .....  | **                 | **                 | **                                      | **                    | 14                          | (D)                | (D)                      | (D)                             | (D)   |
| 76                   | Miscellaneous repair services .....  | ††                 | ††                 | ††                                      | ††                    | 154                         | 56 091             | 20 439                   | 4 753                           | 1 202   |
| 762                  | Electrical and electronic repair shops .....   | ††                 | ††                 | ††                                      | ††                    | 52                          | 17 228             | 6 899                    | 1 699                           | 439   |
| 7622                 | Radio and TV repair shops .....  | ††                 | ††                 | ††                                      | ††                    | 20                          | 6 244              | 2 696                    | 647                             | 183   |
| 7623, 9              | Other electrical and electronic repair shops .....                                       | ††                 | ††                 | ††                                      | ††                    | 32                          | 10 984             | 4 203                    | 1 052                           | 256   |
| 7623                 | Refrigeration and air-conditioning repair shops .....                                    | **                 | **                 | **                                      | **                    | 4                           | (D)                | (D)                      | (D)                             | (D)   |
| 7629                 | Electrical and electronic repair shops, n.e.c. ....                                      | **                 | **                 | **                                      | **                    | 28                          | (D)                | (D)                      | (D)                             | (D)   |
| 764                  | Reupholstery and furniture repair .....  | ††                 | ††                 | ††                                      | ††                    | 17                          | 2 001              | 657                      | 161                             | 67  |
| 763, 9               | Other repair shops and related services.....   | ††                 | ††                 | ††                                      | ††                    | 85                          | 36 862             | 12 883                   | 2 893                           | 696   |
| 763                  | Watch, clock, and jewelry repair .....   | **                 | **                 | **                                      | **                    | 7                           | (D)                | (D)                      | (D)                             | (D)   |
| 769                  | Miscellaneous repair and related services .....  | **                 | **                 | **                                      | **                    | 78                          | (D)                | (D)                      | (D)                             | (D)   |
| 7692                 | Welding repair .....   | **                 | **                 | **                                      | **                    | 5                           | 2 056              | 1 106                    | 247                             | 45  |
| 7694                 | Armature rewinding shops .....   | **                 | **                 | **                                      | **                    | 8                           | (D)                | (D)                      | (D)                             | (D)   |
| 7699                 | Repair shops and related services, n.e.c. ....   | **                 | **                 | **                                      | **                    | 65                          | 23 757             | 7 440                    | 1 612                           | 419   |
| 78, 79               | Amusement and recreation services, including motion pictures..                           | ††                 | ††                 | ††                                      | ††                    | 150                         | 49 027             | 13 642                   | 4 016                           | 1 545   |
| 781, 2               | Motion picture production, distribution, and services .....                              | ††                 | ††                 | ††                                      | ††                    | 20                          | 5 495              | 1 726                    | 513                             | 163   |
| 783                  | Motion picture theaters.....   | ††                 | ††                 | ††                                      | ††                    | 34                          | 9 058              | 1 554                    | 343                             | 317   |
| 7832                 | Motion picture theaters, except drive-in .....   | **                 | **                 | **                                      | **                    | 31                          | (D)                | (D)                      | (D)                             | (D)   |
| 7833                 | Drive-in motion picture theaters .....   | **                 | **                 | **                                      | **                    | 3                           | (D)                | (D)                      | (D)                             | (D)   |
| 792                  | Producers, orchestras, and entertainers .....  | ††                 | ††                 | ††                                      | ††                    | 23                          | (D)                | (D)                      | (D)                             | (D)   |
| 7922                 | Theatrical producers (except motion picture) and miscellaneous theatrical services ..... | **                 | **                 | **                                      | **                    | 5                           | (D)                | (D)                      | (D)                             | (D)   |
| 7929                 | Bands, orchestras, actors, and other entertainers and entertainment groups .....         | **                 | **                 | **                                      | **                    | 18                          | 2 353              | 222                      | 50                              | 98  |
| 793                  | Bowling alleys and billiards and pool establishments .....                               | ††                 | ††                 | ††                                      | ††                    | 8                           | (D)                | (D)                      | (D)                             | (D)   |
| 7932                 | Billiard and pool establishments.....  | ††                 | ††                 | ††                                      | ††                    | 1                           | (D)                | (D)                      | (D)                             | (D)   |
| 7933                 | Bowling alleys.....  | ††                 | ††                 | ††                                      | ††                    | 7                           | (D)                | (D)                      | (D)                             | (D)   |
| 79 ex. 792, 3        | Commercial sports and other amusement and recreation services ..                         | ††                 | ††                 | ††                                      | ††                    | 65                          | 25 997             | 8 547                    | 2 715                           | 780   |
| 794                  | Commercial sports.....   | ††                 | ††                 | ††                                      | ††                    | 6                           | (D)                | (D)                      | (D)                             | (D)   |
| 7941                 | Professional sports clubs, managers, promoters .....                                     | ††                 | ††                 | ††                                      | ††                    | 3                           | (D)                | (D)                      | (D)                             | (D)   |
| 7948                 | Racing, including track operation .....  | ††                 | ††                 | ††                                      | ††                    | 3                           | (D)                | (D)                      | (D)                             | (D)   |
| 79 ex. 792, 3, 4     | Other amusement and recreation services .....  | ††                 | ††                 | ††                                      | ††                    | 59                          | (D)                | (D)                      | (D)                             | (D)   |
| 791                  | Dance halls, studios, and schools .....  | **                 | **                 | **                                      | **                    | 10                          | (D)                | (D)                      | (D)                             | (D)   |
| 7992                 | Public golf courses .....  | **                 | **                 | **                                      | **                    | 2                           | (D)                | (D)                      | (D)                             | (D)   |
| 7993                 | Coin-operated amusement device operators .....   | **                 | **                 | **                                      | **                    | 8                           | 1 719              | 288                      | 60                              | 29  |
| 7996                 | Amusement parks .....  | **                 | **                 | **                                      | **                    | 1                           | (D)                | (D)                      | (D)                             | (D)   |
| 7997                 | Membership sports and recreation clubs .....   | **                 | **                 | **                                      | **                    | 7                           | 2 233              | 659                      | 175                             | 80  |
| 7999                 | Amusement and recreation services, n.e.c. ....   | **                 | **                 | **                                      | **                    | 31                          | 9 073              | 1 915                    | 308                             | 156   |
| 7999 pt.             | Concession operators of amusement devices, rides .....                                   | **                 | **                 | **                                      | **                    | 3                           | (D)                | (D)                      | (D)                             | (D)   |
| 7999 pt.             | Carnivals, circuses, and fairs.....  | **                 | **                 | **                                      | **                    | 1                           | (D)                | (D)                      | (D)                             | (D)   |
| 7999 pt.             | Other commercial recreation and amusements.....  | **                 | **                 | **                                      | **                    | 27                          | 3 476              | 882                      | 223                             | 110   |

**Table 7. Summary Statistics for Firms Subject to Federal Income Tax for Places With 300 Establishments or More: 1982—Con.**

[For meaning of abbreviations and symbols, see introductory text. For explanation of terms and comparability of 1977 and 1982 censuses, see appendix A. For information on geographic areas followed by Δ, see appendix F]

| SIC code             | Geographic area and kind of business or operation           | All establishments |                    |   |                       | Establishments with payroll |                    |                          |                                 | Paid employees for pay period including March 12 (number) |
|----------------------|---|--------------------|--------------------|---|-----------------------|-----------------------------|--------------------|--------------------------|---------------------------------|---|
|                      |   | Number             | Receipts (\$1,000) | Unincorporated businesses or operations |                       | Number                      | Receipts (\$1,000) | Annual payroll (\$1,000) | First quarter payroll (\$1,000) |   |
|                      |   |                    |                    | Individual proprietorships (number)     | Partnerships (number) |                             |                    |                          |                                 |   |
| <b>PORTLAND—Con.</b> |   |                    |                    |   |                       |                             |                    |                          |                                 |   |
| 80, ex. 806          | Health services, except hospitals .....                     | ††                 | ††                 | ††                                      | ††                    | 1 024                       | 296 984            | 117 671                  | 30 233                          | 5 945   |
| 801                  | Offices of physicians .....                                 | ††                 | ††                 | ††                                      | ††                    | 503                         | 180 927            | 71 320                   | 19 211                          | 2 397   |
| 802                  | Offices of dentists .....                                   | ††                 | ††                 | ††                                      | ††                    | 292                         | 45 269             | 16 447                   | 3 883                           | 1 167   |
| 803                  | Offices of osteopathic physicians .....                     | ††                 | ††                 | ††                                      | ††                    | 29                          | 4 370              | 2 165                    | 479                             | 93  |
| 8041                 | Offices of chiropractors .....                              | ††                 | ††                 | ††                                      | ††                    | 39                          | 3 728              | 764                      | 155                             | 75  |
| 8042                 | Offices of optometrists .....                               | ††                 | ††                 | ††                                      | ††                    | 27                          | 4 920              | 1 161                    | 263                             | 94  |
| 805                  | Nursing and personal care facilities .....                  | ††                 | ††                 | ††                                      | ††                    | 19                          | 19 422             | 9 930                    | 2 467                           | 1 154   |
| 8049, 807, 8, 9      | Other health services .....                                 | ††                 | ††                 | ††                                      | ††                    | 115                         | 38 348             | 15 884                   | 3 775                           | 965   |
| 807                  | Medical and dental laboratories .....                       | ††                 | ††                 | ††                                      | ††                    | 39                          | 19 858             | 9 117                    | 2 253                           | 507   |
| 8071                 | Medical laboratories .....                                  | ††                 | ††                 | ††                                      | ††                    | 12                          | 13 374             | 5 459                    | 1 354                           | 275   |
| 8072                 | Dental laboratories .....                                   | ††                 | ††                 | ††                                      | ††                    | 27                          | 6 484              | 3 658                    | 899                             | 232   |
| 8049, 808, 9         | Other health services, n.e.c. ....                          | ††                 | ††                 | ††                                      | ††                    | 76                          | 18 490             | 6 767                    | 1 522                           | 458   |
| 81                   | Legal services .....  | ††                 | ††                 | ††                                      | ††                    | 517                         | 188 955            | 62 982                   | 15 430                          | 2 987   |
| 823, 4, 9            | Selected educational services .....                         | ††                 | ††                 | ††                                      | ††                    | 25                          | 8 231              | 2 989                    | 881                             | 210   |
| 823                  | Libraries and information centers .....                     | **                 | **                 | **                                      | **                    | -                           | -                  | -                        | -                               | -   |
| 824                  | Correspondence schools and vocational schools .....         | **                 | **                 | **                                      | **                    | 12                          | (D)                | (D)                      | (D)                             | (D)   |
| 829                  | Schools and educational services, n.e.c. ....               | **                 | **                 | **                                      | **                    | 13                          | (D)                | (D)                      | (D)                             | (D)   |
| 891                  | Engineering, architectural, and surveying services .....    | ††                 | ††                 | ††                                      | ††                    | 176                         | 93 645             | 45 670                   | 12 809                          | 1 976   |
| 891 pt.              | Architectural services .....                                | **                 | **                 | **                                      | **                    | 64                          | 38 862             | 15 681                   | 4 330                           | 760   |
| 891 pt.              | Engineering services .....                                  | **                 | **                 | **                                      | **                    | 100                         | 53 515             | 29 356                   | 8 320                           | 1 172   |
| 891 pt.              | Surveying services .....                                    | **                 | **                 | **                                      | **                    | 12                          | 1 268              | 633                      | 159                             | 44  |
| 893                  | Accounting, auditing, and bookkeeping services .....        | ††                 | ††                 | ††                                      | ††                    | 192                         | 75 284             | 30 897                   | 7 883                           | 1 625   |
| 83, 892, 9           | Social and other services .....                             | ††                 | ††                 | ††                                      | ††                    | 83                          | 10 191             | 4 306                    | 1 042                           | 462   |
| 83                   | Social services .....                                       | **                 | **                 | **                                      | **                    | 67                          | 8 913              | 3 813                    | 912                             | 428   |
| 835                  | Child day care services .....                               | **                 | **                 | **                                      | **                    | 16                          | 1 294              | 588                      | 143                             | 106   |
| 832, 3, 6, 9         | Other social services .....                                 | **                 | **                 | **                                      | **                    | 51                          | 7 619              | 3 225                    | 769                             | 322   |
| 892, 9               | Other services .....  | **                 | **                 | **                                      | **                    | 16                          | 1 278              | 493                      | 130                             | 34  |
| <b>SALEM</b>         |   |                    |                    |   |                       |                             |                    |                          |                                 |   |
|                      | Total .....   | ††                 | ††                 | ††                                      | ††                    | 931                         | 191 993            | 71 489                   | 17 465                          | 5 473   |
| 70                   | Hotels, motels, and other lodging places .....              | ††                 | ††                 | ††                                      | ††                    | 17                          | 4 414              | 1 022                    | 240                             | 182   |
| 7011                 | Hotels, motor hotels, and motels .....                      | ††                 | ††                 | ††                                      | ††                    | 15                          | (D)                | (D)                      | (D)                             | (D)   |
| 7011 pt.             | Hotels .....  | ††                 | ††                 | ††                                      | ††                    | -                           | -                  | -                        | -                               | -   |
| 7011 pt.             | Hotels, motor hotels, and tourist courts .....              | ††                 | ††                 | ††                                      | ††                    | 15                          | (D)                | (D)                      | (D)                             | (D)   |
| 702, 3, 4            | Other lodging places .....                                  | ††                 | ††                 | ††                                      | ††                    | 2                           | (D)                | (D)                      | (D)                             | (D)   |
| 72                   | Personal services .....                                     | ††                 | ††                 | ††                                      | ††                    | 110                         | 13 955             | 5 282                    | 1 252                           | 684   |
| 721                  | Laundry, cleaning, and garment services .....               | ††                 | ††                 | ††                                      | ††                    | 20                          | (D)                | (D)                      | (D)                             | (D)   |
| 7215                 | Coin-operated laundries and dry cleaning .....              | ††                 | ††                 | ††                                      | ††                    | -                           | (D)                | (D)                      | (D)                             | (D)   |
| 721 ex. 7215         | Other laundry, cleaning, and garment services .....         | ††                 | ††                 | ††                                      | ††                    | 20                          | (D)                | (D)                      | (D)                             | (D)   |
| 7211                 | Power laundries, family and commercial* .....               | **                 | **                 | **                                      | **                    | 1                           | (D)                | (D)                      | (D)                             | (D)   |
| 7216                 | Dry-cleaning plants, except rug cleaning* .....             | **                 | **                 | **                                      | **                    | 12                          | (D)                | (D)                      | (D)                             | (D)   |
| Other 721            | Laundry and cleaning services, n.e.c.* .....                | **                 | **                 | **                                      | **                    | 7                           | 1 904              | 606                      | 157                             | 56  |
| 722                  | Photographic studios, portrait .....                        | ††                 | ††                 | ††                                      | ††                    | 7                           | 617                | 152                      | 30                              | 22  |
| 723, 4               | Beauty and barber shops .....                               | ††                 | ††                 | ††                                      | ††                    | 57                          | 4 938              | 2 213                    | 515                             | 283   |
| 723                  | Beauty shops .....  | ††                 | ††                 | ††                                      | ††                    | 51                          | 4 625              | 2 094                    | 477                             | 271   |
| 724                  | Barber shops .....  | ††                 | ††                 | ††                                      | ††                    | 6                           | 313                | 119                      | 38                              | 12  |
| 725                  | Shoe repair, shoe shine, and hat-cleaning shops .....       | ††                 | ††                 | ††                                      | ††                    | 4                           | 259                | 94                       | 15                              | 14  |
| 726                  | Funeral service and crematories .....                       | ††                 | ††                 | ††                                      | ††                    | 6                           | 1 997              | 712                      | 166                             | 47  |
| 729                  | Miscellaneous personal services .....                       | ††                 | ††                 | ††                                      | ††                    | 16                          | (D)                | (D)                      | (D)                             | (D)   |
| 73                   | Business services .....                                     | ††                 | ††                 | ††                                      | ††                    | 146                         | 28 753             | 10 661                   | 2 779                           | 861   |
| 731                  | Advertising .....   | ††                 | ††                 | ††                                      | ††                    | 7                           | (D)                | (D)                      | (D)                             | (D)   |
| 734                  | Services to dwellings and other buildings .....             | ††                 | ††                 | ††                                      | ††                    | 27                          | 1 724              | 767                      | 160                             | 123   |
| 737                  | Computer and data processing services .....                 | ††                 | ††                 | ††                                      | ††                    | 10                          | 2 922              | 841                      | 231                             | 40  |
| 7392                 | Management, consulting, and public relations services ..... | ††                 | ††                 | ††                                      | ††                    | 37                          | 6 308              | 2 528                    | 531                             | 151   |
| 7394                 | Equipment rental and leasing services .....                 | ††                 | ††                 | ††                                      | ††                    | 13                          | 8 232              | 2 671                    | 715                             | 145   |
| Other 73             | Other business services .....                               | ††                 | ††                 | ††                                      | ††                    | 52                          | (D)                | (D)                      | (D)                             | (D)   |
| 75                   | Automotive repair, services, and garages .....              | ††                 | ††                 | ††                                      | ††                    | 62                          | 12 797             | 3 984                    | 934                             | 323   |
| 751                  | Automotive rental and leasing, without drivers .....        | ††                 | ††                 | ††                                      | ††                    | 4                           | 1 302              | 322                      | 73                              | 23  |
| 752                  | Automobile parking .....                                    | ††                 | ††                 | ††                                      | ††                    | 1                           | (D)                | (D)                      | (D)                             | (D)   |
| 753                  | Automotive repair shops .....                               | ††                 | ††                 | ††                                      | ††                    | 50                          | 10 686             | 3 322                    | 777                             | 245   |
| 7538                 | General automotive repair shops .....                       | ††                 | ††                 | ††                                      | ††                    | 22                          | 3 674              | 1 086                    | 286                             | 75  |
| 7531                 | Top and body repair shops .....                             | ††                 | ††                 | ††                                      | ††                    | 13                          | 3 050              | 1 110                    | 243                             | 85  |
| 7534, 5, 9           | Other automotive repair shops .....                         | ††                 | ††                 | ††                                      | ††                    | 15                          | 3 962              | 1 126                    | 248                             | 85  |
| 754                  | Automotive services, except repair .....                    | ††                 | ††                 | ††                                      | ††                    | 7                           | (D)                | (D)                      | (D)                             | (D)   |



**Table 7. Summary Statistics for Firms Subject to Federal Income Tax for Places With 300 Establishments or More: 1982—Con.**

[For meaning of abbreviations and symbols, see introductory text. For explanation of terms and comparability of 1977 and 1982 censuses, see appendix A. For information on geographic areas followed by Δ, see appendix F]

| SIC code        | Geographic area and kind of business or operation                   | All establishments |                    |   |                       | Establishments with payroll |                    |                          |                                 |   |
|-----------------|---|--------------------|--------------------|---|-----------------------|-----------------------------|--------------------|--------------------------|---------------------------------|---|
|                 |   | Number             | Receipts (\$1,000) | Unincorporated businesses or operations |                       | Number                      | Receipts (\$1,000) | Annual payroll (\$1,000) | First quarter payroll (\$1,000) | Paid employees for pay period including March 12 (number) |
|                 |   |                    |                    | Individual proprietorships (number)     | Partnerships (number) |                             |                    |                          |                                 |   |
|                 | <b>SALEM—Con.</b>   |                    |                    |   |                       |                             |                    |                          |                                 |   |
| 76              | Miscellaneous repair services .....                                 | ††                 | ††                 | ††                                      | ††                    | 27                          | 7 732              | 2 208                    | 550                             | 154   |
| 762             | Electrical and electronic repair shops .....                        | ††                 | ††                 | ††                                      | ††                    | 5                           | 958                | 378                      | 82                              | 32  |
| 7622            | Radio and TV repair shops .....                                     | ††                 | ††                 | ††                                      | ††                    | 2                           | (D)                | (D)                      | (D)                             | (D)   |
| 7623, 9         | Other electrical and electronic repair shops .....                  | ††                 | ††                 | ††                                      | ††                    | 3                           | (D)                | (D)                      | (D)                             | (D)   |
| 764             | Reupholstery and furniture repair .....                             | ††                 | ††                 | ††                                      | ††                    | 1                           | (D)                | (D)                      | (D)                             | (D)   |
| 763, 9          | Other repair shops and related services .....                       | ††                 | ††                 | ††                                      | ††                    | 21                          | (D)                | (D)                      | (D)                             | (D)   |
| 78, 79          | Amusement and recreation services, including motion pictures...     | ††                 | ††                 | ††                                      | ††                    | 26                          | 5 982              | 1 088                    | 271                             | 195   |
| 781, 2          | Motion picture production, distribution, and services .....         | ††                 | ††                 | ††                                      | ††                    | -                           | -                  | -                        | -                               | -   |
| 783             | Motion picture theaters .....                                       | ††                 | ††                 | ††                                      | ††                    | 6                           | (D)                | (D)                      | (D)                             | (D)   |
| 792             | Producers, orchestras, and entertainers .....                       | ††                 | ††                 | ††                                      | ††                    | 2                           | (D)                | (D)                      | (D)                             | (D)   |
| 793             | Bowling alleys and billiards and pool establishments .....          | ††                 | ††                 | ††                                      | ††                    | 4                           | (D)                | (D)                      | (D)                             | (D)   |
| 79 ex. 792, 3   | Commercial sports and other amusement and recreation services ..... | ††                 | ††                 | ††                                      | ††                    | 14                          | 2 302              | 517                      | 137                             | 98  |
| 80, ex. 806     | Health services, except hospitals .....                             | ††                 | ††                 | ††                                      | ††                    | 323                         | 77 239             | 32 796                   | 7 746                           | 2 000   |
| 801             | Offices of physicians .....   | ††                 | ††                 | ††                                      | ††                    | 151                         | 44 436             | 20 406                   | 4 770                           | 808   |
| 802             | Offices of dentists .....   | ††                 | ††                 | ††                                      | ††                    | 96                          | 14 673             | 4 953                    | 1 250                           | 379   |
| 803             | Offices of osteopathic physicians .....                             | ††                 | ††                 | ††                                      | ††                    | 1                           | (D)                | (D)                      | (D)                             | (D)   |
| 8041            | Offices of chiropractors .....                                      | ††                 | ††                 | ††                                      | ††                    | 18                          | 2 271              | 436                      | 98                              | 44  |
| 8042            | Offices of optometrists .....                                       | ††                 | ††                 | ††                                      | ††                    | 11                          | (D)                | (D)                      | (D)                             | (D)   |
| 805             | Nursing and personal care facilities .....                          | ††                 | ††                 | ††                                      | ††                    | 12                          | 8 292              | 3 963                    | 928                             | 540   |
| 8049, 807, 8, 9 | Other health services .....   | ††                 | ††                 | ††                                      | ††                    | 34                          | 5 525              | 2 582                    | 602                             | 193   |
| 81              | Legal services .....  | ††                 | ††                 | ††                                      | ††                    | 106                         | 19 352             | 6 219                    | 1 603                           | 435   |
| 823, 4, 9       | Selected educational services .....                                 | ††                 | ††                 | ††                                      | ††                    | 11                          | 1 413              | 372                      | 78                              | 50  |
| 891             | Engineering, architectural, and surveying services .....            | ††                 | ††                 | ††                                      | ††                    | 20                          | 6 205              | 2 209                    | 629                             | 122   |
| 893             | Accounting, auditing, and bookkeeping services .....                | ††                 | ††                 | ††                                      | ††                    | 41                          | 9 854              | 4 193                    | 1 025                           | 255   |
| 83, 892, 9      | Social and other services .....                                     | ††                 | ††                 | ††                                      | ††                    | 42                          | 4 297              | 1 455                    | 358                             | 212   |
| 83              | Social services .....   | **                 | **                 | **                                      | **                    | 39                          | 3 811              | 1 333                    | 329                             | 198   |
| 892, 9          | Other services .....  | **                 | **                 | **                                      | **                    | 3                           | 486                | 122                      | 29                              | 14  |

**Table 8. Summary Statistics for Firms Subject to Federal Income Tax for Counties and for Places With 2,500 Inhabitants or More: 1982**

[For meaning of abbreviations and symbols, see introductory text. For explanation of terms and comparability of 1977 and 1982 censuses, see appendix A. For information on geographic areas followed by Δ, see appendix F.]

| Geographic area      | All establishments |                    |   | Establishments with payroll |                                 |  |   |                    |   |                    |   |                    |   | Selected kind-of-business or operation groups |                         |                    |
|----------------------|--------------------|--------------------|---|-----------------------------|---------------------------------|--|---|--------------------|---|--------------------|---|--------------------|---|---|-------------------------|--------------------|
|                      | Num-ber            | Receipts (\$1,000) | Unincorporated businesses or operations | Total                       |                                 | Paid employees for pay period including March 12 (no.) | Hotels, motels, and other lodging places (SIC 70) |                    | Automotive repair, services, and garages (SIC 75) |                    | Amusement and recreation services, including motion pictures (SIC 78, 79) |                    | Health services, except hospitals (SIC 80, ex. 806) |   | Legal services (SIC 81) |                    |
|                      |                    |                    |   | Annual payroll (\$1,000)    | First quarter payroll (\$1,000) |  | Num-ber   | Receipts (\$1,000) | Num-ber   | Receipts (\$1,000) | Num-ber   | Receipts (\$1,000) | Num-ber   | Receipts (\$1,000)                            | Num-ber                 | Receipts (\$1,000) |
| <b>Oregon</b>        | 11                 | 16 280             | 11                                      | 1 429 841                   | 356 881                         | 112 268  | 723   | 291 429            | 1 375   | 327 802            | 770   | 202 528            | 5 015   | 1 222 661                                     | 1 471                   | 332 478            |
| Baker County         | 11                 | 76                 | 11                                      | 3 406                       | 788                             | 372  | 8   | 2 151              | 3   | (D)                | 4   | 347                | 22  | 3 785   | 7                       | 909                |
| Baker                | 11                 | 64                 | 11                                      | 3 196                       | 749                             | 336  | 5   | (D)                | 2   | (D)                | 2   | (D)                | 22  | (D)   | 7                       | 909                |
| Balance of county    | 11                 | 12                 | 11                                      | 210                         | 39                              | 34   | 3   | (D)                | 1   | (D)                |   |                    |   |   |                         |                    |
| Benton County        | 11                 | 402                | 11                                      | 48 500                      | 13 222                          | 2 897  | 13  | 3 754              | 27  | 4 228              | 22  | 4 781              | 115   | 30 134  | 37                      | 3 715              |
| Albany (part) Δ      | 11                 | 6                  | 11                                      | 301                         | 95                              | 61   | 6   | (D)                |   | (D)                | 1   | (D)                | 113   | (D)   | 35                      | (D)                |
| Corvallis            | 11                 | 357                | 11                                      | 45 926                      | 12 449                          | 2 688  | 11  | (D)                | 22  | (D)                | 16  | 3 654              | 113   | (D)   | 2                       | (D)                |
| Philomath            | 11                 | 10                 | 11                                      | 299                         | 68                              | 20   | 2   | (D)                | 3   | 362                | 5   | (D)                | 1   | (D)   |                         |                    |
| Balance of county    | 11                 | 29                 | 11                                      | 1 942                       | 612                             | 128  | 2   | (D)                | 2   | (D)                |   |                    |   |   |                         |                    |
| Clackamas County     | 11                 | 1 075              | 11                                      | 74 954                      | 18 494                          | 6 773  | 16  | 10 928             | 88  | 18 078             | 67  | 11 113             | 359   | 84 158  | 68                      | 8 259              |
| Canby                | 11                 | 44                 | 11                                      | 2 358                       | 576                             | 245  | 4   | 734                | 4   | 734                | 2   | (D)                | 18  | 4 577   | 3                       | 256                |
| Gladstone            | 11                 | 51                 | 11                                      | 1 179                       | 4 581                           | 1 128  | 4   | 529                | 9   | 1 204              | 5   | 747                | 14  | 6 301   | 3                       | (D)                |
| Lake Oswego (part) Δ | 11                 | 193                | 11                                      | 11 769                      | 2 842                           | 1 060  | 4   | (D)                | 6   | 1 557              | 12  | 1 252              | 63  | (D)   | 13                      | 1 177              |
| Milwaukie (part) Δ   | 11                 | 135                | 11                                      | (D)                         | (D)                             | (D)  | 4   | (D)                | 6   | 1 823              | 6   | (D)                | 56  | 11 252  | 12                      | 1 372              |
| Molalla              | 11                 | 25                 | 11                                      | 1 451                       | 357                             | 174  | 1   | (D)                |   | (D)                |   |                    | 11  | 2 469   | 1                       | (D)                |
| Balance of county    | 11                 | 148                | 11                                      | 16 526                      | 4 076                           | 1 135  | 1   | (D)                | 16  | 3 792              | 2   | 1 033              | 53  | 24 114  | 19                      | 3 434              |
| Oregon City          | 11                 | 11                 | 11                                      | 1 215                       | 311                             | 101  | 1   | (D)                | 2   | (D)                | 2   | (D)                | 2   | (D)   |                         |                    |
| Portland (part) Δ    | 11                 | 21                 | 11                                      | 829                         | 196                             | 81   | 3   | (D)                | 3   | (D)                |   |                    | 8   | 978   | 3                       | 180                |
| Sandy                | 11                 | 21                 | 11                                      | 2 691                       | 307                             | 53   |   |                    | 1   | (D)                |   |                    | 19  | (D)   | 5                       | 439                |
| Tualatin (part) Δ    | 11                 | 37                 | 11                                      | 5 306                       | 178                             | 178  | 3   | (D)                | 4   | (D)                | 2   | (D)                | 17  | 3 521   | 2                       | (D)                |
| West Linn            | 11                 | 26                 | 11                                      | 2 499                       | 593                             | 150  | 3   | (D)                | 4   | (D)                |   |                    | 4   | 300   | 2                       | (D)                |
| Wilsonville (part) Δ | 11                 | 363                | 11                                      | (D)                         | (D)                             | (D)  | 6   | 8 225              | 36  | 8 090              | 31  | 6 093              | 94  | 15 065  | 7                       | 447                |
| Balance of county    | 11                 | 194                | 11                                      | 12 343                      | 2 771                           | 1 189  | 32  | (D)                | 12  | 1 671              | 15  | 4 924              | 41  | 10 781  | 15                      | 2 010              |
| Clatsop County       | 11                 | 94                 | 11                                      | 7 536                       | 1 750                           | 660  | 7   | 1 419              | 6   | (D)                | 6   | 1 344              | 27  | 7 072   | 7                       | 1 223              |
| Astoria              | 11                 | 65                 | 11                                      | 3 630                       | 769                             | 340  | 16  | 1 230              | 4   | 345                | 7   | (D)                | 13  | (D)   | 5                       | (D)                |
| Seaside              | 11                 | 35                 | 11                                      | 1 177                       | 252                             | 189  | 9   | (D)                | 2   | (D)                | 2   | (D)                | 1   | (D)   | 3                       | (D)                |
| Balance of county    | 11                 | 114                | 11                                      | 6 515                       | 1 489                           | 630  | 6   | 1 333              | 8   | 730                | 5   | 670                | 39  | 7 331   | 6                       | 700                |
| Columbia County      | 11                 | 95                 | 11                                      | 2 742                       | 656                             | 303  | 3   | (D)                | 3   | 292                | 3   | (D)                | 6   | 4 929   | 4                       | (D)                |
| St. Helens           | 11                 | 12                 | 11                                      | 6 461                       | 678                             | 219  | 3   | (D)                | 4   | (D)                | 2   | (D)                | 10  | 1 341   | 2                       | (D)                |
| Scappoose            | 11                 | 346                | 11                                      | 77 488                      | 26 355                          | 2 168  | 28  | 7 268              | 32  | 7 268              | 20  | 5 700              | 111   | 34 782  | 25                      | 4 095              |
| Balance of county    | 11                 | 169                | 11                                      | 17 178                      | 3 919                           | 1 321  | 8   | 4 096              | 14  | 4 251              | 9   | 3 110              | 62  | 24 540  | 10                      | 2 823              |
| Coos County          | 11                 | 25                 | 11                                      | 683                         | 164                             | 81   | 1   | (D)                | 3   | 475                | 4   | (D)                | 3   | 844   | 7                       | 537                |
| Coos Bay             | 11                 | 16                 | 11                                      | 622                         | 141                             | 62   | 1   | (D)                | 3   | 326                |   |                    |   |   | 1                       | (D)                |
| Curry County         | 11                 | 85                 | 11                                      | 5 859                       | 1 566                           | 450  | 5   | (D)                | 6   | 662                |   |                    | 32  | 7 590   | 5                       | 597                |
| North Bend           | 11                 | 51                 | 11                                      | 2 013                       | 446                             | 254  | 13  | 1 616              | 6   | 1 554              | 2   | (D)                | 10  | 1 266   | 2                       | (D)                |
| Balance of county    | 11                 | 52                 | 11                                      | 3 963                       | 916                             | 356  | 2   | (D)                | 2   | (D)                | 2   | (D)                | 14  | 3 310   | 6                       | 785                |
| Crook County         | 11                 | 46                 | 11                                      | 3 885                       | 902                             | 345  | 2   | (D)                | 2   | (D)                | 2   | (D)                | 13  | (D)   | 5                       | (D)                |
| Prineville           | 11                 | 6                  | 11                                      | 78                          | 14                              | 11   | 1   | (D)                |   |                    |   |                    | 1   | (D)   | 1                       | (D)                |
| Balance of county    | 11                 | 101                | 11                                      | 3 150                       | 680                             | 353  | 27  | 4 543              | 8   | 1 550              | 9   | 889                | 16  | 3 310   | 8                       | 629                |
| Curry County         | 11                 | 43                 | 11                                      | 1 850                       | 385                             | 172  | 6   | 1 696              | 4   | 1 242              | 3   | 113                | 9   | 2 426   | 3                       | 383                |
| Brookings            | 11                 | 58                 | 11                                      | 1 300                       | 295                             | 181  | 21  | 2 857              | 4   | 308                | 6   | 776                | 7   | 884   | 5                       | 246                |
| Balance of county    | 11                 | 459                | 11                                      | 95 352                      | 21 849                          | 8 077  | 33  | (D)                | 42  | 6 287              | 25  | 13 611             | 144   | 35 770  | 32                      | 4 951              |
| Deschutes County     | 11                 | 326                | 11                                      | 67 302                      | 16 208                          | 5 417  | 16  | 7 970              | 30  | 4 706              | 16  | 2 558              | 113   | 29 458  | 24                      | 3 789              |
| Bend                 | 11                 | 64                 | 11                                      | 2 729                       | 740                             | 314  | 6   | 583                | 5   | 618                | 3   | 679                | 19  | 3 688   | 6                       | (D)                |
| Redmond              | 11                 | 89                 | 11                                      | 5 770                       | 1 920                           | 780  | 11  | (D)                | 7   | 963                | 6   | 10 374             | 12  | 2 624   | 2                       | (D)                |
| Balance of county    | 11                 | 494                | 11                                      | 23 533                      | 5 536                           | 2 240  | 33  | (D)                | 42  | 7 250              | 23  | 3 534              | 159   | 29 550  | 33                      | 4 511              |
| Douglas County       | 11                 | 26                 | 11                                      | 1 459                       | 295                             | 113  | 3   | (D)                | 2   | (D)                | 2   | (D)                | 12  | 1 815   | 3                       | (D)                |
| Myrtle Creek         | 11                 | 289                | 11                                      | 5 017                       | 376                             | 142  | 3   | 472                | 5   | 543                | 2   | (D)                | 12  | 1 549   | 2                       | 301                |
| Heedersport          | 11                 | 25                 | 11                                      | 16 208                      | 3 904                           | 1 508  | 16  | 2 553              | 20  | 3 578              | 10  | 1 422              | 103   | 22 286  | 25                      | 4 032              |
| Roseburg             | 11                 | 25                 | 11                                      | 2 353                       | 798                             | 176  | 3   | (D)                | 1   | (D)                | 2   | (D)                | 8   | 673   | 1                       | (D)                |
| Sutherlin            | 11                 | 16                 | 11                                      | 648                         | 130                             | 85   |   |                    | 1   | (D)                | 6   | 574                | 20  | 2 653   | 2                       | (D)                |
| Winston              | 11                 | 98                 | 11                                      | 3 203                       | 655                             | 300  | 10  | 1 103              | 13  | 916                | 6   | 582                | 4   | 2 653   | 2                       | (D)                |
| Balance of county    | 11                 | 9                  | 11                                      | 1 214                       | 107                             | 89   | 4   | (D)                |   |                    |   |                    | 2   | (D)   | 1                       | (D)                |
| Gilliam County       | 11                 | 27                 | 11                                      | 3 988                       | 1 017                           | 121  | 3   | (D)                | 5   | 651                | 1   | (D)                | 4   | 656   | 3                       | 583                |
| Grant County         | 11                 | 27                 | 11                                      | 1 017                       | 223                             | 121  | 3   | (D)                | 5   | 651                | 1   | (D)                | 4   | 656   | 3                       | 583                |



**Table 8. Summary Statistics for Firms Subject to Federal Income Tax for Counties and for Places With 2,500 Inhabitants or More: 1982—Con.**

[For meaning of abbreviations and symbols, see introductory text. For explanation of terms and comparability of 1977 and 1982 censuses, see appendix A. For information on geographic areas followed by Δ, see appendix F.]

| Geographic area        | All establishments |                    |   |                    | Total                    |                                 |  |   | Selected kind-of-business or operation groups |  |                    |   |                    |   |                    |                         |                    |
|------------------------|--------------------|--------------------|---|--------------------|--------------------------|---------------------------------|--|---|---|--|--------------------|---|--------------------|---|--------------------|-------------------------|--------------------|
|                        | Num-ber            | Receipts (\$1,000) | Unincorporated businesses or operations |                    | Annual payroll (\$1,000) | First quarter payroll (\$1,000) | Paid employees for pay period including March 12 (no.) | Hotels, motels, and other lodging places (SIC 70) |   | Automotive repair services, and garages (SIC 75) |                    | Amusement and recreation services, including motion pictures (SIC 78, 79) |                    | Health services, except hospitals (SIC 80, ex. 806) |                    | Legal services (SIC 81) |                    |
|                        |                    |                    | Individual proprietorships (no.)        | Partnerships (no.) |                          |                                 |  | Num-ber   | Receipts (\$1,000)                            | Num-ber  | Receipts (\$1,000) | Num-ber   | Receipts (\$1,000) | Num-ber   | Receipts (\$1,000) | Num-ber                 | Receipts (\$1,000) |
| <b>Oregon—Con.</b>     |                    |                    |   |                    |                          |                                 |  |   |   |  |                    |   |                    |   |                    |                         |                    |
| Harney County.....     | 11                 | 4 631              | 11                                      | 1 173              | 266                      | 152                             | 9  | 599   | 3   | (D)  | 3                  | (D)   | 9                  | 1 675   | 4                  | 1 074                   |                    |
| Burns.....             | 32                 | 4 169              | 32                                      | 1 084              | 251                      | 143                             | 9  | (D)   | 3   | (D)  | 1                  | (D)   | 9                  | 1 675   | 4                  | 1 074                   |                    |
| Balance of county..... | 7                  | 462                | 7                                       | 89                 | 15                       |                                 |  | (D)   | 2   | (D)  | 2                  | (D)   |                    |   |                    |                         |                    |
| Hood River County..... | 11                 | 18 680             | 11                                      | 6 502              | 1 920                    | 885                             | 4  | 3 686   | 5   | 528  | 5                  | (D)   | 32                 | 5 758   | 6                  | 777                     |                    |
| Hood River.....        | 73                 | 12 532             | 73                                      | 4 501              | 1 063                    | 464                             | 4  | (D)   | 4   | (D)  | 4                  | (D)   | 31                 | (D)   | 6                  | 777                     |                    |
| Balance of county..... | 11                 | 6 148              | 11                                      | 2 001              | 837                      | 421                             | 2  | (D)   | 1   | (D)  | 1                  | (D)   | 1                  | (D)   | 6                  |                         |                    |
| Jackson County.....    | 791                | 155 624            | 791                                     | 59 573             | 4 844                    | 4 844                           | 46   | 16 122  | 63  | 9 125  | 42                 | 10 297  | 235                | 66 106  | 67                 | 10 053                  |                    |
| Ashland.....           | 128                | 16 704             | 128                                     | 6 181              | 1 469                    | 669                             | 16   | 5 224   | 8   | 345  | 8                  | 706   | 50                 | 6 163   | 10                 | 900                     |                    |
| Central Point.....     | 48                 | 4 770              | 48                                      | 1 742              | 448                      | 171                             | 17   | 576   | 7   | 576  | 4                  | 115   | 15                 | 2 550   | 10                 | 900                     |                    |
| Eagle Point.....       | 8                  | 377                | 8                                       | 90                 | 23                       | 17                              | 20   | 9 612   | 39  | 6 712  | 19                 | 6 964   | 2                  | (D)   | 52                 | 8 812                   |                    |
| Medford.....           | 496                | 119 722            | 496                                     | 47 734             | 12 358                   | 3 518                           | 20   | 9 612   | 39  | 6 712  | 19                 | 6 964   | 145                | 54 699  | 52                 | 8 812                   |                    |
| Talent.....            | 6                  | 681                | 6                                       | 121                | 25                       | 15                              | 1  | (D)   | 1   | (D)  | 1                  | (D)   | 1                  | 2 402   | 3                  | (D)                     |                    |
| Balance of county..... | 105                | 13 370             | 105                                     | 3 705              | 902                      | 454                             | 9  | (D)   | 12  | (D)  | 11                 | 2 512   | 22                 | 2 402   | 3                  | (D)                     |                    |
| Jefferson County.....  | 11                 | 4 130              | 11                                      | 1 173              | 259                      | 118                             | 6  | 432   | 4   | (D)  | 2                  | (D)   | 8                  | 1 534   | 5                  | 513                     |                    |
| Josephine County.....  | 317                | 55 213             | 317                                     | 18 577             | 4 547                    | 2 169                           | 24   | 11 812  | 30  | 2 977  | 21                 | 3 995   | 106                | 22 117  | 22                 | 2 989                   |                    |
| Grants Pass.....       | 264                | 46 044             | 264                                     | 14 762             | 3 702                    | 1 661                           | 16   | 10 410  | 23  | 2 293  | 14                 | 3 195   | 90                 | 17 142  | 20                 | (D)                     |                    |
| Balance of county..... | 53                 | 9 169              | 53                                      | 3 815              | 845                      | 508                             | 8  | 1 402   | 7   | 684  | 7                  | 800   | 16                 | 4 975   | 2                  | (D)                     |                    |
| Klamath County.....    | 326                | 49 293             | 326                                     | 17 342             | 4 351                    | 1 521                           | 29   | 4 781   | 34  | 4 069  | 17                 | 2 647   | 97                 | 19 974  | 39                 | 4 492                   |                    |
| Klamath Falls.....     | 267                | 41 468             | 267                                     | 15 007             | 3 792                    | 1 274                           | 17   | 3 658   | 24  | 3 041  | 13                 | 2 063   | 85                 | 18 174  | 39                 | 4 492                   |                    |
| Balance of county..... | 59                 | 7 825              | 59                                      | 2 335              | 559                      | 247                             | 12   | 1 123   | 10  | 1 028  | 4                  | 584   | 12                 | 1 800   | 39                 | 4 492                   |                    |
| Lake County.....       | 33                 | 3 329              | 33                                      | 937                | 161                      | 97                              | 6  | 478   | 4   | 477  | 2                  | (D)   | 8                  | 1 289   | 3                  | 401                     |                    |
| Lakeview.....          | 29                 | 3 163              | 29                                      | 898                | 149                      | 93                              | 6  | 478   | 2   | (D)  | 2                  | (D)   | 7                  | (D)   | 3                  | 401                     |                    |
| Balance of county..... | 4                  | 166                | 4                                       | 39                 | 12                       | 4                               |  |   | 2   | (D)  | 2                  | (D)   | 1                  | (D)   | 3                  | 401                     |                    |
| Lane County.....       | 1 718              | 373 884            | 1 718                                   | 143 493            | 36 087                   | 10 921                          | 58   | 24 145  | 145   | 37 348   | 64                 | 15 931  | 521                | 123 380   | 177                | 32 086                  |                    |
| Cottage Grove.....     | 61                 | 10 815             | 61                                      | 4 008              | 976                      | 431                             | 2  | (D)   | 6   | (D)  | 2                  | (D)   | 24                 | 4 854   | 3                  | 262                     |                    |
| Eugene.....            | 1 170              | 260 020            | 1 170                                   | 108 246            | 27 285                   | 7 840                           | 32   | 16 180  | 91  | 28 069   | 37                 | 9 115   | 352                | 88 681  | 152                | 28 189                  |                    |
| Florence.....          | 24                 | 2 757              | 24                                      | 816                | 206                      | 90                              | 4  | 635   | 2   | (D)  | 2                  | (D)   | 6                  | 1 340   | 2                  | (D)                     |                    |
| Junction City.....     | 25                 | 3 417              | 25                                      | 1 309              | 309                      | 163                             | 1  | (D)   | 1   | (D)  | 1                  | (D)   | 11                 | 2 257   | 1                  | (D)                     |                    |
| Oakridge.....          | 14                 | 1 176              | 14                                      | 496                | 110                      | 38                              | 1  | (D)   | 1   | (D)  | 1                  | (D)   | 4                  | 616   | 1                  | (D)                     |                    |
| Springfield.....       | 240                | 44 258             | 240                                     | 16 964             | 4 408                    | 1 341                           | 4  | 3 046   | 26  | 5 660  | 11                 | 1 916   | 90                 | 19 884  | 13                 | 2 828                   |                    |
| Balance of county..... | 184                | 31 441             | 184                                     | 11 654             | 2 793                    | 998                             | 15   | (D)   | 19  | 3 000  | 11                 | 4 435   | 34                 | 5 748   | 5                  | 495                     |                    |
| Lincoln County.....    | 237                | 50 978             | 237                                     | 16 970             | 3 992                    | 1 850                           | 60   | 26 060  | 11  | 1 511  | 13                 | 1 926   | 53                 | 9 931   | 19                 | 3 308                   |                    |
| Lincoln City.....      | 70                 | 13 418             | 70                                      | 4 121              | 941                      | 493                             | 22   | 7 170   | 3   | (D)  | 6                  | 646   | 15                 | 3 191   | 3                  | 582                     |                    |
| Newport.....           | 104                | 20 638             | 104                                     | 6 925              | 1 788                    | 762                             | 20   | 6 963   | 4   | 833  | 4                  | 901   | 24                 | 4 616   | 11                 | 2 260                   |                    |
| Toledo.....            | 14                 | 1 315              | 14                                      | 457                | 105                      | 23                              | 1  | (D)   | 1   | (D)  | 1                  | (D)   | 6                  | 757   | 1                  | (D)                     |                    |
| Balance of county..... | 49                 | 15 607             | 49                                      | 5 467              | 1 588                    | 572                             | 73   | (D)   | 3   | 325  | 2                  | (D)   | 8                  | 1 367   | 4                  | (D)                     |                    |
| Linn County.....       | 393                | 61 784             | 393                                     | 23 146             | 6 007                    | 1 910                           | 13   | 2 073   | 32  | 4 576  | 23                 | 2 788   | 137                | 27 213  | 27                 | 4 369                   |                    |
| Albany (part) Δ.....   | 252                | 43 886             | 252                                     | 17 225             | 4 498                    | 1 293                           | 11   | (D)   | 22  | 3 916  | 10                 | (D)   | 80                 | 17 152  | 20                 | 3 863                   |                    |
| Lebanon.....           | 89                 | 11 682             | 89                                      | 4 019              | 1 048                    | 414                             | 6  | 218   | 5   | (D)  | 6                  | 716   | 37                 | 7 643   | 4                  | 510                     |                    |
| Sweet Home.....        | 36                 | 3 329              | 36                                      | 1 097              | 285                      | 130                             | 1  | (D)   | 1   | (D)  | 3                  | 172   | 14                 | 1 961   | 3                  | (D)                     |                    |
| Balance of county..... | 36                 | 2 887              | 36                                      | 805                | 176                      | 73                              |  |   | 4   | (D)  | 4                  | (D)   | 6                  | 457   | 3                  | (D)                     |                    |
| Malheur County.....    | 154                | 20 840             | 154                                     | 6 311              | 1 404                    | 599                             | 11   | 1 484   | 22  | 3 274  | 8                  | 1 075   | 43                 | 7 054   | 12                 | 2 520                   |                    |
| Nyssa.....             | 16                 | 1 522              | 16                                      | 402                | 86                       | 47                              | 1  | (D)   | 1   | (D)  | 1                  | (D)   | 5                  | (D)   | 1                  | (D)                     |                    |
| Ontario.....           | 117                | 16 883             | 117                                     | 5 474              | 1 224                    | 510                             | 8  | 1 040   | 16  | 2 866  | 7                  | (D)   | 36                 | 6 243   | 3                  | 1 613                   |                    |
| Balance of county..... | 21                 | 2 435              | 21                                      | 435                | 94                       | 42                              | 2  | (D)   | 4   | (D)  | 2                  | (D)   | 2                  | (D)   | 8                  | (D)                     |                    |
| Marion County.....     | 1 315              | 254 152            | 1 315                                   | 93 288             | 22 935                   | 7 995                           | 22   | (D)   | 107   | 19 804   | 56                 | 11 949  | 447                | 104 420   | 124                | 20 963                  |                    |
| Mount Angel.....       | 14                 | 1 395              | 14                                      | 492                | 110                      | 47                              | 3  | 445   | 3   | 445  | 5                  | (D)   | 5                  | 551   | 2                  | (D)                     |                    |
| Salem (part) Δ.....    | 902                | 167 912            | 902                                     | 70 281             | 17 180                   | 5 353                           | 17   | 4 414   | 62  | 12 797   | 25                 | (D)   | 316                | 75 893  | 104                | (D)                     |                    |
| Silverton.....         | 48                 | 7 334              | 48                                      | 2 651              | 696                      | 344                             | 4  | 1 280   | 4   | 541  | 20                 | (D)   | 20                 | 3 628   | 3                  | 285                     |                    |
| Slayton.....           | 53                 | 5 875              | 53                                      | 2 085              | 521                      | 223                             | 2  | (D)   | 4   | (D)  | 2                  | (D)   | 20                 | 2 795   | 5                  | 634                     |                    |
| Woodburn.....          | 69                 | 10 626             | 69                                      | 3 742              | 889                      | 471                             | 8  | 1 319   | 8   | 637  | 24                 | 4 995   | 24                 | 5 411   | 6                  | 708                     |                    |
| Balance of county..... | 229                | 41 010             | 229                                     | 14 037             | 3 539                    | 1 557                           | 4  | 585   | 26  | 1 319  | 17                 | 4 995   | 62                 | 16 142  | 4                  | 249                     |                    |
| Morrow County.....     | 24                 | 2 874              | 24                                      | 851                | 179                      | 86                              | 3  | 398   | 2   | (D)  | 1                  | (D)   | 6                  | 395   | 3                  | 302                     |                    |

**Table 8. Summary Statistics for Firms Subject to Federal Income Tax for Counties and for Places With 2,500 Inhabitants or More: 1982—Con.**

[For meaning of abbreviations and symbols, see introductory text. For explanation of terms and comparability of 1977 and 1982 censuses, see appendix A. For information on geographic areas followed by Δ, see appendix F.]

| Geographic area      | All establishments |                    |                                   |                     | Establishments with payroll                   |                    |                          |                                 |  |         |   |         |   |         |   |         |                         |         |                    |
|----------------------|--------------------|--------------------|-----------------------------------|---------------------|---|--------------------|--------------------------|---------------------------------|--|---------|---|---------|---|---------|---|---------|-------------------------|---------|--------------------|
|                      | Total              |                    |                                   |                     | Selected kind-of-business or operation groups |                    |                          |                                 |  |         | Automotive repair, services, and garages (SIC 75) |         | Amusement and recreation services, including motion pictures (SIC 78, 79) |         | Health services, except hospitals (SIC 80, ex. 806) |         | Legal services (SIC 81) |         |                    |
|                      | Num-ber            | Receipts (\$1,000) | Individual proprie-torships (no.) | Part-nerships (no.) | Num-ber                                       | Receipts (\$1,000) | Annual payroll (\$1,000) | First quarter payroll (\$1,000) | Paid employees for pay period including March 12 (no.) | Num-ber | Receipts (\$1,000)                                | Num-ber | Receipts (\$1,000)  | Num-ber | Receipts (\$1,000)                                  | Num-ber | Receipts (\$1,000)      | Num-ber | Receipts (\$1,000) |
| <b>Oregon—Con.</b>   |                    |                    |                                   |                     |   |                    |                          |                                 |  |         |   |         |   |         |   |         |                         |         |                    |
| Multnomah County     | 4 871              | 1 640 477          | 153 666                           | 43 240              | 109   | 106 002            | 144 059                  | 196                             | 71 344   | 1 395   | 390 633   | 548     | 193 244   |         |   |         |                         |         |                    |
| Gresham              | 186                | 32 721             | 2 763                             | 1 168               | 5   | 586                | 4 133                    | 12                              | 3 406  | 81      | 16 578  | 13      | 1 124   |         |   |         |                         |         |                    |
| Lake Oswego (part) Δ | 5                  | (D)                | (D)                               | (D)                 | 1   | (D)                | (D)                      | 2                               | (D)  | 2       | (D)   | (D)     | (D)   |         |   |         |                         |         |                    |
| Milwaukie (part) Δ   | 3                  | (D)                | (D)                               | (D)                 | 1   | (D)                | (D)                      | 2                               | (D)  | (D)     | (D)   | (D)     | (D)   |         |   |         |                         |         |                    |
| Portland (part) Δ    | 3 894              | 1 385 415          | 131 972                           | 34 965              | 88  | (D)                | (D)                      | 146                             | 47 391   | 1 010   | 294 371   | 516     | (D)   |         |   |         |                         |         |                    |
| Trousdale            | 9                  | 658                | 104                               | 9                   | 2   | (D)                | (D)                      | 1                               | (D)  | 1       | (D)   | (D)     | (D)   |         |   |         |                         |         |                    |
| Balance of county    | 774                | 220 048            | 18 849                            | 7 070               | 13  | 24 602             | 23 362                   | 36                              | (D)  | 301     | (D)   | 19      | (D)   |         |   |         |                         |         |                    |
| Polk County          | 140                | 19 137             | 1 576                             | 602                 | 2   | (D)                | 1 930                    | 10                              | 1 770  | 46      | 7 533   | 12      | 1 407   |         |   |         |                         |         |                    |
| Dallas               | 56                 | 7 776              | 695                               | 278                 | 1   | (D)                | 359                      | 4                               | (D)  | 24      | 3 940   | 5       | 538   |         |   |         |                         |         |                    |
| Independence         | 20                 | 2 645              | 707                               | 62                  | 1   | (D)                | 286                      | 1                               | (D)  | 6       | (D)   | 2       | (D)   |         |   |         |                         |         |                    |
| Monmouth             | 21                 | 2 295              | 697                               | 197                 | 1   | (D)                | (D)                      | 1                               | (D)  | 8       | 1 100   | 3       | 348   |         |   |         |                         |         |                    |
| Salem (part) Δ       | 29                 | 4 061              | 285                               | 120                 | 1   | (D)                | (D)                      | 1                               | (D)  | 7       | 1 346   | 2       | (D)   |         |   |         |                         |         |                    |
| Balance of county    | 12                 | 2 340              | 216                               | 73                  | 1   | (D)                | (D)                      | 3                               | (D)  | 1       | (D)   | (D)     | (D)   |         |   |         |                         |         |                    |
| Sherman County       | 4                  | (D)                | (D)                               | (D)                 | 1   | (D)                | (D)                      | (D)                             | (D)  | (D)     | (D)   | 1       | (D)   |         |   |         |                         |         |                    |
| Tillamook County     | 109                | 14 265             | 4 219                             | 461                 | 17  | 1 898              | 889                      | 10                              | 2 984  | 26      | 4 341   | 11      | 1 500   |         |   |         |                         |         |                    |
| Tillamook            | 63                 | 8 147              | 2 751                             | 285                 | 15  | (D)                | 713                      | 6                               | (D)  | 17      | 3 799   | 8       | 1 015   |         |   |         |                         |         |                    |
| Balance of county    | 46                 | 6 118              | 1 468                             | 176                 | 2   | (D)                | 318                      | 5                               | (D)  | 9       | 542   | 3       | 485   |         |   |         |                         |         |                    |
| Umatilla County      | 281                | 47 662             | 15 365                            | 1 611               | 28  | 7 350              | 4 589                    | 18                              | 2 962  | 89      | 17 717  | 29      | 4 460   |         |   |         |                         |         |                    |
| Hermiston            | 68                 | 9 972              | 3 412                             | 878                 | 6   | 916                | 1 146                    | 3                               | (D)  | 21      | 3 371   | 9       | (D)   |         |   |         |                         |         |                    |
| Milton-Freeswater    | 26                 | 4 781              | 1 669                             | 292                 | 2   | (D)                | 483                      | 1                               | (D)  | 13      | 2 724   | 2       | (D)   |         |   |         |                         |         |                    |
| Pendleton            | 143                | 27 031             | 8 487                             | 789                 | 11  | 4 823              | 2 331                    | 9                               | 1 404  | 43      | 9 515   | 17      | 3 034   |         |   |         |                         |         |                    |
| Umatilla             | 15                 | 1 714              | 493                               | 106                 | 3   | (D)                | 536                      | 1                               | (D)  | 5       | 562   | 1       | (D)   |         |   |         |                         |         |                    |
| Balance of county    | 29                 | 4 164              | 1 304                             | 232                 | 6   | (D)                | 349                      | 3                               | (D)  | 7       | 1 545   | (D)     | (D)   |         |   |         |                         |         |                    |
| Union County         | 150                | 26 274             | 8 642                             | 631                 | 10  | 1 836              | 3 364                    | 6                               | 1 215  | 58      | 11 373  | 14      | 1 738   |         |   |         |                         |         |                    |
| La Grange            | 126                | 23 326             | 7 863                             | 717                 | 8   | (D)                | 2 725                    | 5                               | (D)  | 53      | 10 819  | 14      | 1 738   |         |   |         |                         |         |                    |
| Balance of county    | 24                 | 2 948              | 779                               | 114                 | 2   | (D)                | 639                      | 1                               | (D)  | 5       | 554   | (D)     | (D)   |         |   |         |                         |         |                    |
| Wallowa County       | 40                 | 3 605              | 1 270                             | 113                 | 7   | 617                | 719                      | 5                               | 333  | 8       | 1 209   | 2       | (D)   |         |   |         |                         |         |                    |
| Wasco County         | 126                | 21 652             | 8 272                             | 760                 | 11  | 3 408              | 1 520                    | 5                               | 713  | 45      | 9 088   | 8       | 1 564   |         |   |         |                         |         |                    |
| City of the Dalles   | 118                | 20 811             | 7 951                             | 732                 | 8   | (D)                | 1 520                    | 5                               | 713  | 43      | (D)   | 8       | 1 564   |         |   |         |                         |         |                    |
| Balance of county    | 8                  | 841                | 321                               | 28                  | 3   | (D)                | (D)                      | 2                               | (D)  | 2       | (D)   | (D)     | (D)   |         |   |         |                         |         |                    |
| Washington County    | 1 473              | 367 905            | 135 867                           | 10 016              | 36  | 18 713             | 25 483                   | 52                              | 15 246   | 515     | 126 262   | 76      | 10 774  |         |   |         |                         |         |                    |
| Beaverton            | 437                | 120 321            | 39 814                            | 2 834               | 9   | 8 928              | 9 223                    | 12                              | 4 592  | 86      | 32 104  | 12      | 2 149   |         |   |         |                         |         |                    |
| Cornelius            | 10                 | 946                | 302                               | 34                  | 4   | (D)                | 233                      | 2                               | (D)  | 2       | (D)   | (D)     | (D)   |         |   |         |                         |         |                    |
| Forest Grove         | 78                 | 12 923             | 4 586                             | 477                 | 2   | (D)                | 1 076                    | 2                               | (D)  | 38      | 8 790   | 8       | 549   |         |   |         |                         |         |                    |
| Hillsboro            | 203                | 38 034             | 13 244                            | 1 161               | 3   | (D)                | 3 230                    | 19                              | 1 534  | 81      | 16 881  | 19      | 3 696   |         |   |         |                         |         |                    |
| Lake Oswego (part) Δ | 1                  | (D)                | (D)                               | (D)                 | 1   | (D)                | (D)                      | 1                               | (D)  | 1       | (D)   | (D)     | (D)   |         |   |         |                         |         |                    |
| Portland (part) Δ    | 28                 | 7 390              | 2 702                             | 214                 | 1   | (D)                | 625                      | 2                               | (D)  | 12      | (D)   | 1       | (D)   |         |   |         |                         |         |                    |
| Tigard               | 194                | 43 162             | 16 936                            | 1 393               | 5   | 987                | 4 287                    | 4                               | (D)  | 54      | 9 757   | 6       | 963   |         |   |         |                         |         |                    |
| Umatilla (part) Δ    | 52                 | 13 107             | 5 119                             | 387                 | 1   | (D)                | 245                      | 1                               | (D)  | 22      | (D)   | 5       | 602   |         |   |         |                         |         |                    |
| Wilsonville (part) Δ | 6                  | 4 506              | 1 578                             | 88                  | 1   | (D)                | 316                      | 1                               | (D)  | 22      | (D)   | (D)     | (D)   |         |   |         |                         |         |                    |
| Balance of county    | 594                | (D)                | (D)                               | (D)                 | 14  | 5 579              | 7 422                    | 22                              | 6 784  | 219     | 52 772  | 25      | (D)   |         |   |         |                         |         |                    |
| Wheeler County       | 2                  | (D)                | (D)                               | (D)                 | (D)   | (D)                | (D)                      | (D)                             | (D)  | 1       | (D)   | (D)     | (D)   |         |   |         |                         |         |                    |
| Yamhill County       | 261                | 41 174             | 14 178                            | 1 399               | 3   | 1 322              | 2 646                    | 18                              | 2 974  | 104     | 19 600  | 21      | 2 600   |         |   |         |                         |         |                    |
| McMinville           | 196                | 25 896             | 8 375                             | 809                 | 1   | (D)                | 1 597                    | 9                               | 1 956  | 57      | 16 175  | 12      | 2 007   |         |   |         |                         |         |                    |
| Newberg              | 82                 | 10 286             | 4 077                             | 409                 | 1   | (D)                | 507                      | 5                               | 376  | 32      | 6 614   | 6       | (D)   |         |   |         |                         |         |                    |
| Balance of county    | 43                 | 5 190              | 1 726                             | 171                 | 1   | (D)                | (D)                      | 4                               | 642  | 15      | 1 811   | 1       | (D)   |         |   |         |                         |         |                    |



**Table 9. Counties Ranked by Volume of Receipts of Firms Subject to Federal Income Tax: 1982**

[Includes only establishments with payroll. For meaning of abbreviations and symbols, see introductory text. For explanation of terms and comparability of 1977 and 1982 censuses, see appendix A. For information on geographic areas followed by Δ, see appendix F]

| Geographic area     | Rank <sup>1</sup> | Receipts (\$1,000) | Cumulative         |                        | Geographic area    | Rank <sup>1</sup> | Receipts (\$1,000) | Cumulative         |                        |
|---------------------|-------------------|--------------------|--------------------|------------------------|--------------------|-------------------|--------------------|--------------------|------------------------|
|                     |                   |                    | Receipts (\$1,000) | Percent of State total |                    |                   |                    | Receipts (\$1,000) | Percent of State total |
| <b>Oregon</b> ----- | <b>(X)</b>        | <b>3 898 545</b>   | <b>3 898 545</b>   | <b>100.0</b>           | <b>Oregon—Con.</b> |                   |                    |                    |                        |
| Multnomah -----     | 1                 | 1 640 477          | 1 640 477          | 42.1                   | Wasco -----        | 19                | 21 652             | 3 744 359          | 96.0                   |
| Lane -----          | 2                 | 373 884            | 2 014 361          | 51.7                   | Malheur -----      | 20                | 20 840             | 3 765 199          | 96.6                   |
| Washington -----    | 3                 | 367 905            | 2 382 266          | 61.1                   | Polk -----         | 21                | 19 137             | 3 784 336          | 97.1                   |
| Marion -----        | 4                 | 254 152            | 2 636 418          | 67.6                   | Hood River -----   | 22                | 18 680             | 3 803 016          | 97.5                   |
| Clackamas -----     | 5                 | 201 620            | 2 838 038          | 72.8                   | Columbia -----     | 23                | 17 122             | 3 820 138          | 98.0                   |
| Jackson -----       | 6                 | 155 624            | 2 993 662          | 76.8                   | Crook -----        | 24                | 16 260             | 3 836 398          | 98.4                   |
| Benton -----        | 7                 | 115 244            | 3 108 906          | 79.7                   | Tillamook -----    | 25                | 14 265             | 3 850 663          | 98.8                   |
| Deschutes -----     | 8                 | 95 352             | 3 204 258          | 82.2                   | Curry -----        | 26                | 13 061             | 3 863 724          | 99.1                   |
| Coos -----          | 9                 | 77 488             | 3 281 746          | 84.2                   | Baker -----        | 27                | 10 452             | 3 874 176          | 99.4                   |
| Douglas -----       | 10                | 71 716             | 3 353 462          | 86.0                   | Harney -----       | 28                | 4 631              | 3 878 807          | 99.5                   |
| Linn -----          | 11                | 61 784             | 3 415 246          | 87.6                   | Jefferson -----    | 29                | 4 130              | 3 882 937          | 99.6                   |
| Josephine -----     | 12                | 55 213             | 3 470 459          | 89.0                   | Grant -----        | 30                | 3 988              | 3 886 925          | 99.7                   |
| Lincoln -----       | 13                | 50 978             | 3 521 437          | 90.3                   | Wallowa -----      | 31                | 3 605              | 3 890 530          | 99.8                   |
| Klamath -----       | 14                | 49 293             | 3 570 730          | 91.6                   | Lake -----         | 32                | 3 329              | 3 893 859          | 99.9                   |
| Umatilla -----      | 15                | 47 662             | 3 618 392          | 92.8                   | Morrow -----       | 33                | 2 874              | 3 896 733          | 100.0                  |
| Yamhill -----       | 16                | 41 174             | 3 659 566          | 93.9                   | Gilliam -----      | 34                | 1 214              | 3 897 947          | 100.0                  |
| Clatsop -----       | 17                | 36 867             | 3 696 433          | 94.8                   | Sherman -----      | (X)               | (D)                | (X)                | (X)                    |
| Union -----         | 18                | 26 274             | 3 722 707          | 95.5                   | Wheeler -----      | (X)               | (D)                | (X)                | (X)                    |

<sup>1</sup>Counties with suppressed receipts (if applicable) are listed at end of table rather than by rank to avoid disclosing data for individual companies.

**Table 10. Places With 2,500 Inhabitants or More Ranked by Volume of Receipts of Firms Subject to Federal Income Tax: 1982**

[Includes only establishments with payroll. For meaning of abbreviations and symbols, see introductory text. For explanation of terms and comparability of 1977 and 1982 censuses, see appendix A. For information on geographic areas followed by Δ, see appendix F.]

| Geographic area          | Rank <sup>1</sup> | Cumulative         |                    |                        | Geographic area        | Rank <sup>1</sup> | Cumulative         |                    |                        |
|--------------------------|-------------------|--------------------|--------------------|------------------------|------------------------|-------------------|--------------------|--------------------|------------------------|
|                          |                   | Receipts (\$1,000) | Receipts (\$1,000) | Percent of State total |                        |                   | Receipts (\$1,000) | Receipts (\$1,000) | Percent of State total |
| <b>Oregon</b> .....      | <b>(X)</b>        | <b>3 898 545</b>   | <b>3 898 545</b>   | <b>100.0</b>           | <b>Oregon—Con.</b>     |                   |                    |                    |                        |
| Portland .....           | 1                 | 1 396 415          | 1 396 415          | 35.8                   | Hermiston .....        | 41                | 9 972              | 3 112 629          | 79.8                   |
| Eugene .....             | 2                 | 280 020            | 1 676 435          | 43.0                   | Baker .....            | 42                | 9 505              | 3 122 134          | 80.1                   |
| Salem .....              | 3                 | 191 993            | 1 868 428          | 47.9                   | St. Helens .....       | 43                | 9 031              | 3 131 165          | 80.3                   |
| Beaverton .....          | 4                 | 120 321            | 1 988 749          | 51.0                   | Redmond .....          | 44                | 8 491              | 3 139 656          | 80.5                   |
| Medford .....            | 5                 | 119 722            | 2 108 471          | 54.1                   | Tillamook .....        | 45                | 8 147              | 3 147 803          | 80.7                   |
| Corvallis .....          | 6                 | 107 453            | 2 215 924          | 56.8                   | Dallas .....           | 46                | 7 776              | 3 155 579          | 80.9                   |
| Bend .....               | 7                 | 67 302             | 2 283 226          | 58.6                   | Canby .....            | 47                | 7 482              | 3 163 061          | 81.1                   |
| Cosco Bay .....          | 8                 | 50 035             | 2 333 261          | 59.8                   | Silverton .....        | 48                | 7 334              | 3 170 395          | 81.3                   |
| Roseburg .....           | 9                 | 47 288             | 2 380 549          | 61.1                   | Brookings .....        | 49                | 7 187              | 3 177 582          | 81.5                   |
| Grants Pass .....        | 10                | 46 044             | 2 426 593          | 62.2                   | Stayton .....          | 50                | 5 875              | 3 183 457          | 81.7                   |
| Albany .....             | 11                | 45 187             | 2 471 780          | 63.4                   | West Linn .....        | 51                | 5 306              | 3 188 763          | 81.8                   |
| Springfield .....        | 12                | 44 258             | 2 516 038          | 64.5                   | Reedsport .....        | 52                | 5 017              | 3 193 780          | 81.9                   |
| Tigard .....             | 13                | 43 182             | 2 559 220          | 65.6                   | Milton-Freewater ..... | 53                | 4 781              | 3 198 561          | 82.0                   |
| Klamath Falls .....      | 14                | 41 468             | 2 600 688          | 66.7                   | Central Point .....    | 54                | 4 770              | 3 203 331          | 82.2                   |
| Oregon City .....        | 15                | 39 818             | 2 640 506          | 67.7                   | Myrtle Creek .....     | 55                | 4 459              | 3 207 790          | 82.3                   |
| Hillsboro .....          | 16                | 38 094             | 2 678 600          | 68.7                   | Burns .....            | 56                | 4 169              | 3 211 959          | 82.4                   |
| Gresham .....            | 17                | 32 721             | 2 711 321          | 69.5                   | Molalla .....          | 57                | 3 833              | 3 215 792          | 82.5                   |
| Lake Oswego .....        | 18                | 31 789             | 2 743 110          | 70.4                   | Junction City .....    | 58                | 3 417              | 3 219 209          | 82.6                   |
| Pendleton .....          | 19                | 27 031             | 2 770 141          | 71.1                   | Sweet Home .....       | 59                | 3 329              | 3 222 538          | 82.7                   |
| McMinnville .....        | 20                | 25 696             | 2 795 837          | 71.7                   | Lakeview .....         | 60                | 3 163              | 3 225 701          | 82.7                   |
| Milwaukie .....          | 21                | 23 359             | 2 819 196          | 72.3                   | Florence .....         | 61                | 2 757              | 3 228 458          | 82.8                   |
| La Grande .....          | 22                | 23 326             | 2 842 522          | 72.9                   | Sandy .....            | 62                | 2 691              | 3 231 149          | 82.9                   |
| Astoria .....            | 23                | 22 357             | 2 864 879          | 73.5                   | Independence .....     | 63                | 2 645              | 3 233 794          | 82.9                   |
| City of the Dalles ..... | 24                | 20 811             | 2 885 690          | 74.0                   | Coquille .....         | 64                | 2 563              | 3 236 357          | 83.0                   |
| Newport .....            | 25                | 20 638             | 2 906 328          | 74.5                   | Myrtle Point .....     | 65                | 2 408              | 3 238 765          | 83.1                   |
| Ontario .....            | 26                | 16 883             | 2 923 211          | 75.0                   | Sutherlin .....        | 66                | 2 353              | 3 241 118          | 83.1                   |
| Ashland .....            | 27                | 16 704             | 2 939 915          | 75.4                   | Monmouth .....         | 67                | 2 295              | 3 243 413          | 83.2                   |
| North Bend .....         | 28                | 16 030             | 2 955 945          | 75.8                   | Winston .....          | 68                | 2 235              | 3 245 648          | 83.3                   |
| Tualatin .....           | 29                | 15 902             | 2 971 847          | 76.2                   | Umatilla .....         | 69                | 1 714              | 3 247 362          | 83.3                   |
| Prineville .....         | 30                | 15 899             | 2 987 746          | 76.6                   | Scappoose .....        | 70                | 1 630              | 3 248 992          | 83.3                   |
| Lincoln City .....       | 31                | 13 418             | 3 001 164          | 77.0                   | Nyssa .....            | 71                | 1 522              | 3 250 514          | 83.4                   |
| Forest Grove .....       | 32                | 12 923             | 3 014 087          | 77.3                   | Mount Angel .....      | 72                | 1 395              | 3 251 909          | 83.4                   |
| Hood River .....         | 33                | 12 532             | 3 026 619          | 77.6                   | Toledo .....           | 73                | 1 315              | 3 253 224          | 83.4                   |
| Gladstone .....          | 34                | 11 719             | 3 038 338          | 77.9                   | Oakridge .....         | 74                | 1 176              | 3 254 400          | 83.5                   |
| Lebanon .....            | 35                | 11 682             | 3 050 020          | 78.2                   | Cornelius .....        | 75                | 946                | 3 255 346          | 83.5                   |
| Wilsonville .....        | 36                | 10 870             | 3 060 890          | 78.5                   | Philomath .....        | 76                | 861                | 3 256 207          | 83.5                   |
| Cottage Grove .....      | 37                | 10 815             | 3 071 705          | 78.8                   | Talent .....           | 77                | 681                | 3 256 888          | 83.5                   |
| Woodburn .....           | 38                | 10 626             | 3 082 331          | 79.1                   | Troutdale .....        | 78                | 658                | 3 257 546          | 83.6                   |
| Newberg .....            | 39                | 10 288             | 3 092 619          | 79.3                   | Eagle Point .....      | 79                | 377                | 3 257 923          | 83.6                   |
| Seaside .....            | 40                | 10 038             | 3 102 657          | 79.6                   |                        |                   |                    |                    |                        |

<sup>1</sup>Places with suppressed receipts (if applicable) are listed at end of table rather than by rank to avoid disclosing data for individual companies.



# APPENDIX A.

## General Explanation

### CENSUS COVERAGE AND METHODOLOGY

**Structure and method of enumeration**—Firms in the 1982 Census of Service Industries were divided into the nonmail universe and mail universe. The coverage and the method of obtaining census information from each follow:

1. The nonmail universe consists of selected small employers, i.e., single-establishment firms with payroll below a specified cutoff. (The term "employers" refers to firms with one or more paid employees at any time during 1982 as shown in the active administrative records of other Federal agencies, whether or not they were subject to payment of Federal Insurance Contributions Act (FICA) taxes.) Although the cutoff varied by kind of business, small employers generally were firms with one to four employees; they represented about 10 percent of total receipts of establishments covered in the census.

Data on receipts, payroll, and employment for employer firms below the cutoff were derived or estimated from administrative records of other Federal agencies, except for a 10-percent sample of small employer firms in classifications for which specialized data requirements precluded reliance solely on administrative records sources.

2. The mail universe consists of firms for which information was obtained basically by means of a mail canvass and includes:
  - a. Large employers, i.e., all employer firms above the size cutoff referred to in section 1. above. Within this category, a report of company organization is conducted periodically to identify firms which operated establishments at more than one location and to obtain information on payroll and mid-March employment at each location. The 1981 Report of Company Organization was used as a coverage check in the census. In the census mailing package containing the appropriate 1982 questionnaires, multiestablishment firms also were sent a form to use in updating the list of establishments with those opened since 1981.
  - b. The 10-percent sample of small employer firms in classifications for which specialized data requirements precluded reliance solely on administrative records sources (see section 1 above). These were sent the census mailing packages containing the appropriate 1982 questionnaire.

**Method of classifying kinds of business**—The service industries classifications for all establishments were based on the Standard Industrial Classification (SIC) Manual.<sup>1</sup> However, the method of assigning these classifications, and the level of detail at which establishments were classified, differed between the non-mail and mail universes as follows:

1. The nonmail universe was classified on the basis of the most current census kind-of-business classification available from one of the Bureau's current sample surveys or the 1977 census. Otherwise, the classification was obtained from the administrative records of other Federal agencies.

If the census or administrative record classification proved inadequate (none corresponded to a 1982 census classification in the detail required for employers), the firm was sent a brief inquiry requesting information necessary to assign a 1982 census kind-of-business code.

2. Establishments in the mail universe were classified on the basis of their self-designation, answers to questions on receipts by type of service provided, and other special inquiries.

### COMPARABILITY OF THE 1977 AND 1982 CENSUSES

The 1977 and 1982 censuses were conducted under similar conditions and procedures except for the following:

**Geographic areas**—The boundaries of a number of areas for which data are shown in the 1982 census are not the same as in the 1977 census because of annexations, other boundary changes, redefinitions of SMSA's, and changes in qualifying criteria since 1977.

In 1977, separate data were published for certain census-defined, unincorporated places with 25,000 inhabitants or more. For 1982, data for census-defined, unincorporated places are no longer shown separately, but are included as part of the "remainder of county" statistics. In addition, improved methods, used in the 1982 census for determining the proper geographic areas into which businesses are tabulated within a given county, resulted in a number of businesses that were not tabulated as part of the "remainder of county" statistics in previous censuses being included within the "remainder of county" for 1982.

<sup>1</sup>Standard Industrial Classification Manual: 1972. For sale by Superintendent of Documents, U.S. Government Printing Office, Washington, D.C. 20402. Stock No. 041-001-00066-6. 1977 Supplement, Stock No. 003-005-00176-0.

In 1977, special economic urban areas (see Geographic Areas Covered in introductory text) in New England qualified for separate publication if they had an urban population of at least 2,500 and a total population of at least 10,000. For 1982, the urban population requirement has been eliminated, and the area must have a population of 10,000 to qualify for separate publication.

**Nonemployer firms**—In 1977 and prior censuses, the combined data for all establishments (nonemployer firms plus establishments of employer firms) were presented for selected kind-of-business classifications, including all 2-digit major industry groups. For these censuses, data for nonemployer firms were obtained from administrative records of the Internal Revenue Service (IRS) based on business tax returns. For 1982, data for nonemployers and the combined data for all establishments are not available. These data could not be published as planned because many businesses were miscoded by the IRS into various miscellaneous categories rather than in the specific kinds of business. As a result, when the IRS supplied the Bureau of the Census with the kind-of-business codes derived from information reported for 1982 by businesses on IRS form 1040, Schedule C, the Bureau found that there were proportionately far more businesses classified in miscellaneous categories for 1982 than for 1977. The Bureau of the Census and the IRS are taking steps to ensure that data can be published for all establishments by kind of business in the 1987 and subsequent censuses.

**Scope**—In the 1977 Census of Service Industries, data were presented in the Geographic Area Series of reports in two separate segments. One segment was comprised of establishments of firms subject to Federal income tax and classified in industries covered in censuses prior to 1977.<sup>2</sup> The second segment was comprised of two sections. One section included establishments of firms which were subject to Federal income tax but classified in industries which were not covered in the censuses prior to 1977.<sup>3</sup> Also included in this section was arrangement of passenger transportation (SIC 4722). The other section included all firms that were exempt from Federal income tax under provisions of section 501 or 521 of the Internal Revenue Code.<sup>4</sup> Establishments of firms subject to Federal income tax were tabulated separately from those exempt from Federal income tax. The 1982 Census of Service Industries eliminates this segmentation. However, the taxable/tax-exempt distinction is maintained.

Some industries covered in the 1977 census were not covered for 1982: SIC's 806, 821, 822, 863, and 865. SIC 4722, which was included in the 1977 Census of Service Industries, is now published as part of the 1982 report, Selected Statistics for Transportation Industries, part of the 1982 Census of Transportation.

**Federal income tax status/kind-of-business combinations**—In the 1977 Census of Service Industries, firms were classified based on Federal income tax filing requirements. This classification was based primarily upon the response to an inquiry on the census questionnaire. Establishments which indicated that all or part of their income was exempt from Federal income tax under provision of section 501 or 521 of the IRS code were classified as tax-exempt; establishments indicating no such exemption were classified as taxable. For establishments in the nonmail universe, the tax status classification was based upon the type of tax return filed by the firm or organization.

For the most part, in 1977, establishments were grouped for publication according to their tax status. However, a few kinds of business<sup>5</sup> were assumed to be exempt from Federal income tax, and were tabulated with the tax-exempt category. Establishments of firms that were exempt from Federal income tax, but which were in a kind of business not generally expected to be exempt, were tabulated in a miscellaneous kind-of-business category.

For the 1982 census, the same kinds of business<sup>5</sup> are definitionally considered exempt from Federal income tax, certain kinds of business<sup>6</sup> are tabulated according to their tax status, and the remaining kinds of business are definitionally considered subject to Federal income tax. The miscellaneous kind-of-business category of firms exempt from Federal income tax has been eliminated.

**Volume measure**—For 1982, as in previous censuses, the basic dollar volume measure for firms subject to Federal income tax is receipts; however, for 1982 the basic dollar volume measure for the tax-exempt category is revenue. For 1977, expenses was used as the basic measure. For 1982, expenses data are shown in table 2 for comparison to 1977. (See definitions of receipts, revenue, and expenses in the Explanation of Terms section below.)

## EXPLANATION OF TERMS

**Establishments**—An establishment is a single physical location at which business is conducted. It is not necessarily identical with a company or enterprise, which may consist of one establishment or more. Statistics for service industries represent a summary of reports for individual establishments rather than companies. For cases where a census report was received, separate information was obtained for each location where business was conducted. When administrative records of other Federal agencies were used instead of a census report, no information was available on the number of locations operated. Estimates of this number were derived from a sample and will be provided in the service industries report, Miscellaneous Subjects (SC82-I-4). Each census report was tabulated according to the physical location at which

<sup>2</sup>SIC's 701; 703; 72; 73; 75; 76; 78; 79; 8072; 81; 891.

<sup>3</sup>SIC's 702; 704; 80 ex. 8072; 82; 83; 89 ex. 891.

<sup>4</sup>SIC's 4722; 84; 86 ex. 866; and other SIC's also mentioned in footnotes 2 and 3.

<sup>5</sup>SIC's 84; 86 ex. 866; 8111 pt..

<sup>6</sup>7011 pt., 7032, 7041, 7391, 7392, 7397, 7922, 7929, 7997, 7999 pt., 8051, 8059, 8081, 8091, 82, 83, and 8922.



the business was conducted. The count of establishments in this publication represents the number in business at the end of the year.

A comparison of the number of establishments in business at the end of the year versus the number active any time during the year for the United States as a whole is presented by kind-of-business group in appendix G of the United States Summary report included as part of this series.

When two activities or more were carried on at a single location under a single ownership, all activities generally were grouped together as a single establishment. The entire establishment was classified on the basis of its major activity and all data for it were included in that classification. However, when distinct and separate economic activities (for which different industry classification codes were appropriate) were conducted under the same ownership at a single location, and when conditions prescribed by the SIC manual for recognizing the existence of more than one establishment were met, separate establishment reports for each of the different activities were obtained in the census.

Leased service departments (separately owned businesses operated as departments or concessions of another service establishment or of a retail business under another ownership, such as a separately owned shoe shine parlor in a barber shop or a beauty salon in a department store) are treated as separate service establishments for census purposes. Leased retail departments located in service establishments (e.g., a gift shop located in a hotel) are considered separate retail establishments.

**Firms**—A firm is a business organization or entity consisting of one domestic establishment (location) or more under common ownership or control. For economic census purposes, the terms "firm" and "company" are synonymous.

**Receipts (Basic dollar volume measure for service establishments of firms subject to Federal income tax)**—Includes receipts from customers or clients for services rendered, from the use of facilities, and from merchandise sold during 1982 whether or not payment was received in 1982, except for health practitioners, legal services, and architectural, engineering and surveying services, which reported on a cash basis (payments received in 1982 regardless of when services were rendered). Gasoline, liquor, tobacco, and other excise taxes, which are paid by the manufacturer or wholesaler and included in the cost of goods purchased, are also included.

Receipts are net after deductions for refunds and allowances for merchandise returned by customers. Receipts do not include sales, occupancy, admissions, or other taxes collected from customers and remitted directly by the firm to a local, State, or Federal tax agency; nor do they include nonoperating income from such sources as interest, investments, or sale or rental of real estate.

Receipts in this report do not include service receipts of manufacturers, wholesalers, retail establishments, or other businesses whose primary activity is other than service. They do, however, include receipts other than

from services rendered (e.g., sale of merchandise to individuals or other businesses) by establishments primarily engaged in performing services and classified in the service industries.

Although the count of establishments in this report represents the number in business at the end of the year, the receipts figures include receipts of all establishments in business at any time during the year.

**Revenue (Basic dollar volume measure for firms exempt from Federal income tax)**—Includes revenue from customers or clients for services rendered and merchandise sold during 1982 whether or not payment was received in 1982. Also included are income from interest, dividends, gross contributions, gifts, and grants (whether or not restricted for use in operations), rents, royalties, dues and assessments from members and affiliates, and net receipts from fundraising activities. Receipts from taxable business activities, as well as tax-exempt activities, are included.

Revenue does not include sales, admissions, and other taxes collected by the organization from customers or clients and paid directly to a local, State, or Federal tax agency; income from the sale of real estate, investments, or other assets; receipts of separately operated departments, concessions, etc., which are leased to others; and amounts transferred to operating funds from capital or reserve funds.

**Expenses**—Expenses include payroll, employee benefits, interest and rent, taxes, cost of supplies used for operation, depreciation expense, fees paid for fundraising, and other expenses charged to operations during 1982.

Expenses in this report exclude outlays for purchase of real estate; construction and all other capital improvements; funds invested; assessments or dues paid to the parent or other chapters of the same organization; and, for fundraising organizations, funds transferred to charities and other organizations.

**Annual payroll**—Payroll includes all forms of compensation such as salaries, wages, commissions, bonuses, vacation allowances, sick-leave pay, and the value of payments in kind (e.g., free meals and lodgings), paid during the year to all employees. Tips and gratuities received by employees from patrons and reported to employers are included. For corporations, it includes amounts paid to officers and executives; for unincorporated businesses, it does not include profit or other compensation of proprietors or partners. Payroll is reported before deductions for social security, income tax, insurance, union dues, etc. This definition of payroll is the same as that used by the Internal Revenue Service on form 941.

**First quarter payroll**—This item consists of payroll, as defined above, paid to persons employed at any time during the quarter January to March 1982.

**Paid employees for pay period including March 12**—Paid employees consist of the full-time and part-time employees, including salaried officers and executives of



corporations, who were on the payroll in the pay period including March 12. Included are employees on paid sick leave, paid holidays, and paid vacations; not included are proprietors and partners of unincorporated businesses. The definition of paid employees is the same as that used on IRS form 941.

**Legal form of organization**—The legal form of organization for firms in the mail universe was based on the response to the organization status inquiry on the various census forms. The legal form of organization of nonmail firms was generally based on administrative records of other Federal agencies.

Limited data are published in this series of reports for individual proprietorships and partnerships. A later service industries report, Establishment and Firm Size (Including Legal Form of Organization), SC82-I-1, will present data by the following legal forms of organization for firms subject to Federal income taxes:

1. Corporations.
2. Individual proprietorships.
3. Partnerships.
4. Other.

**Auxiliary establishments**—Each company included in this census was asked to identify and report separately auxiliary locations whose primary functions were to manage, administer, service, or support the activities of the other establishments of the company. Data for auxiliaries which primarily support service establishments are presented for selected industrial classifications in tables included in the United States Summary report of this series. Data for auxiliaries are presented for more detailed industry breakdowns in a subsequent report issued as part of the 1982 Enterprise Statistics reports.

## KIND-OF-BUSINESS CLASSIFICATIONS

Services, as defined in the 1972 SIC manual, include establishments primarily engaged in rendering a wide variety of services to individuals and business establishments.

Establishments covered by the census were assigned kind-of-business classifications according to the industry classifications defined in the 1972 SIC manual. When a more detailed classification than defined in the SIC manual was needed, additional kinds of business were identified within an SIC industry.

Some of the kind-of-business titles and/or codes used on several of the report forms are different from those in the 1972 SIC manual. The code variations do not affect the data tabulated in these publications, since all necessary adjustments are made during the data processing stage.

The basis for a kind-of-business classification is described above in Method of Classifying Kinds of Business. Descriptions for those kinds of business for which data are provided in this report follow.

## Hotels, Rooming Houses, Camps, and Other Lodging Places (SIC Major Group 70)

This group includes establishments engaged in providing lodging, or lodging and meals, and camping facilities. Hotels which provide accommodations for permanent residents, tourist homes, and residential mobile home parks are classified in Major Group 65, Real Estate.

**Hotels, motor hotels, and motels (SIC 7011)**—The SIC manual combines hotels and motels into a single classification, Hotels, motels, and tourist courts.

For large geographic areas, however, data are presented for the following subdivisions of this classification:

1. Hotels, 25 guestrooms or more.
2. Hotels, less than 25 guestrooms.
3. Motels, tourist courts.
4. Motor hotels.

The classification of individual establishments into hotels, motor hotels, and motels and tourist courts was based primarily on the respondent's self-designation.

**Rooming and boarding houses (SIC 702)**—Establishments renting rooms, with or without board, on a fee basis to permanent or transient guests. Homes for the aged, for children, and for the handicapped that provide additional services, other than nursing care, are classified in Residential care (SIC 836) and homes that provide nursing care in Nursing and personal care facilities (SIC 805). Houses run by membership organizations are classified in Organization hotels and lodging houses, on membership basis (SIC 704).

**Sporting and recreational camps (SIC 7032)**—Sporting and recreational camps providing lodging and meals or lodging only. These include children's camps, fishing camps, hunting camps, and dude ranches.

**Trailer parks and camp sites for transients (SIC 7033)**—Establishments providing overnight or short-term sites for trailers, campers, or tents. Residential mobile home parks are classified in Major Group 65, Real Estate.

**Organization hotels and lodging houses, on membership basis (SIC 704)**—Lodging houses and hotels operated by membership organizations for the benefit of their members and guests, and not open to the general public. Commercial hotels operated by such organizations are classified in Hotels, motor hotels, and motels (group 701). Resident homes for the aged and others in need of residential, social, and personal care are classified in Residential care (SIC 836).

## Personal Services (SIC Major Group 72)

This group includes establishments primarily engaged in providing services generally involving the care of one's



personal appearance or apparel, such as barber and beauty shops, dry-cleaning plants, laundries, and photographic studios.

For establishments classified in SIC 721, data for collecting and distributing units (branch outlets, pickup stations, terminals, or depots) owned and operated by a firm which does its own work are merged with those for the firm which owned them, and are not considered as separate establishments.

**Power laundries, family and commercial (SIC 7211)**—Establishments primarily engaged in operating mechanical laundries with steam or other power. Independently owned agencies for laundry plants are classified in SIC 7212. Laundries using small power equipment of household type are classified in SIC 7219. Excluded are establishments which have power laundry equipment, but which are primarily engaged in a specialty, such as industrial laundering, linen rental, or diaper service. These are classified in other categories within SIC 721.

**Garment pressing, and agents for laundries and dry cleaners (SIC 7212)**—Establishments primarily engaged in providing laundry and dry-cleaning services, but which have laundry and/or dry-cleaning work done by others. Independently owned collecting and distributing agencies serving dry-cleaning plants or power laundries are included in this classification.

**Linen supply (SIC 7213)**—Establishments primarily engaged in supplying, on a rental basis, such laundered linens as uniforms, aprons, table covers, bed linens, and towels. Establishments included in this classification may or may not operate their own power laundry facilities.

**Diaper service (SIC 7214)**—Establishments primarily engaged in supplying diapers (including disposable) and other baby linens to homes, usually on a rental basis. Such establishments may or may not operate their own power laundry facilities.

**Coin-operated laundries and dry cleaning (SIC 7215)**—Establishments primarily engaged in the operation of coin-operated laundry and/or dry-cleaning equipment. Included are establishments known as laundromats, launderettes, self-service dry cleaners, etc. Establishments which operate coin-operated laundering machines in apartment houses and similar locations are included. Establishments which rent coin-operated laundering machines (e.g., to apartment houses) are classified in SIC 7394.

For large geographic areas, data are presented for the following subdivisions of this classification:

1. Coin-operated laundries and dry-cleaning stores.
2. Coin-operated laundry machine routes.

**Dry-cleaning plants, except rug cleaning (SIC 7216)**—Plants primarily engaged in dry cleaning or dyeing apparel and household fabrics other than rugs for the general public. Establishments primarily engaged in cleaning and repairing rugs are classified in SIC 7217. Independently

owned agencies for cleaning plants are classified as SIC 7212. Establishments known as "tailor shops" or "cleaners" are included in this classification only if they do their own cleaning.

**Carpet and upholstery cleaning (SIC 7217)**—Plants primarily engaged in cleaning carpets and upholstered furniture. Establishments primarily engaged in rug repairing are classified in SIC 7699.

**Industrial launderers (SIC 7218)**—Establishments primarily engaged in supplying laundered or dry-cleaned work uniforms, wiping towels, safety equipment (gloves, flame resistant clothing, etc.), dust control items (treated mats or rugs, mops, tool dust covers, cloths, etc.), and similar items to industrial or commercial users. These items may belong to the industrial launderers and be supplied to users on a rental basis, or they may be the customer's own goods. Establishments included in this industry may or may not operate their own laundry or dry-cleaning facilities.

**Laundry and garment services, n.e.c. (SIC 7219)**—Establishments primarily engaged in furnishing other laundry services, including repairing, altering, and storing clothes for individuals, and in the operation of Chinese, French, and other hand laundries. Custom tailors and fur shops making fur apparel to custom order are classified in retail trade.

**Photographic studios, portrait (SIC 722)**—Establishments primarily engaged in photography for the general public. Included in this classification are portrait photographers and school, home, and transient photographers. Establishments primarily engaged in commercial photography are classified in SIC 7333. Establishments primarily engaged in film developing and/or print processing for the trade or for the general public are included in SIC 7395; those engaged in motion picture film processing are classified in SIC 7819.

**Beauty shops (SIC 723)**—Establishments primarily engaged in providing beauty services or both beauty and barber services. Schools for the instruction of beauticians are also included provided a clinic is operated in which a charge is made for services performed by students. Beauty shop concessions (owned and operated by concessionaires) in hotels, department stores, etc., are included. However, beauty shops owned by another business and operated as part of that other business (e.g., hotels, department stores) are not included.

**Barber shops (SIC 724)**—Establishments primarily engaged in providing barber services. Barber colleges are also included provided a charge is made for services performed by students. Barber shop concessions (owned and operated by concessionaires) in hotels and other places are included. However, barber shops owned by another business and operated as part of that other business (e.g., hotels) are not included.



**Shoe repair, shoe shine, and hat-cleaning shops (SIC 725)**—Establishments primarily engaged in repairing footwear, shining shoes, or cleaning and blocking hats. Shoe repair, shoe shine, or hat-cleaning departments operated as part of other service or retail establishments, such as valet shops, laundries; shoe stores, and department stores, are not included as separate service establishments unless independently owned and operated.

**Funeral service and crematories (SIC 726)**—Establishments primarily engaged in preparing the dead for burial, conducting funerals, and cremating the dead. Receipts include funeral merchandise sold and services provided directly by the establishments, such as caskets, burial clothing, and ambulance service. Also included in the receipts are reimbursements for expenditures made to other establishments for funeral-related merchandise sales and services, such as flower sales and livery service. Cemeteries, and crematories operated in conjunction with cemeteries, are classified in SIC 6553; crematories and burial services for pets, in SIC 0752.

**Miscellaneous personal services (SIC 729)**—Establishments primarily engaged in providing personal services, not elsewhere classified, such as Turkish baths; reducing salons; costume and formal wear rental; operation of coin-operated personal service machines, such as weighing machines, public lockers (except cold storage), pay toilets, etc.; social escort service; checkroom concessions; dressmaking service (material owned by customer); and income tax return preparation service. Establishments operating coin-operated amusement machines, such as pinball machines and juke boxes, are classified in SIC 7993. Coin-operated machine rental is classified in SIC 7394. Establishments which operate coin-operated laundering machines in apartment houses and similar locations are classified in SIC 7215.

For large geographic areas, data are presented for the following subdivisions of this classification:

1. Reducing salons and health clubs, except resorts.
2. Tax preparation services.
3. Other personal services, n.e.c.

### **Business Services (SIC Major Group 73)**

This group includes establishments primarily engaged in providing services, not elsewhere classified, to business enterprises on a fee or contract basis.

**Advertising agencies (SIC 7311)**—Establishments primarily engaged in preparing advertising (writing copy, art work, graphics, and other creative work); providing advertising consultation; and placing advertising in periodicals, newspapers, radio, television, or other advertising media, for clients on a commission or fee basis. Establishments which place advertising with media only (media buying services) are classified in SIC 7319. Establishments which provide commercial art for advertising, but do not place the advertising with media, are

classified in SIC 7333. Establishments which write copy, but do not place advertising with media, are classified in SIC 8999. Establishments which solicit advertising for nonaffiliated radio, television, newspapers, or magazines are classified in SIC 7313.

**Outdoor advertising services (SIC 7312)**—Establishments primarily engaged in the preparation and presentation of poster displays and painted and electric displays (principally outdoors) on panels, bulletin boards, and frames. Such establishments may (as incidental services) construct, repair, and maintain display boards and post advertisements. Sign painting shops are classified in SIC 7399. Shops which make neon signs to order are classified in manufacturing. Establishments primarily engaged in erecting signs are classified in construction.

**Radio, TV, and publishers' advertising representatives (SIC 7313)**—Establishments primarily engaged in soliciting advertising on a fee basis for (nonaffiliated) newspapers, magazines, and other publications or for radio and television stations. Advertising sales offices operated by these media are classified as auxiliaries and are not included in this census.

**Advertising, n.e.c. (SIC 7319)**—Establishments primarily engaged in furnishing advertising services, not elsewhere classified, such as handbill distribution, distribution of samples, and transit advertising. Establishments which are primarily engaged in providing commercial art or graphics for the advertising industry are classified in SIC 7333. Establishments primarily engaged in mail advertising services, compiling and selling mailing lists, and related services are classified in SIC 7331.

**Consumer credit reporting agencies, mercantile reporting agencies, and adjustment and collection agencies (SIC 732)**—Establishments primarily engaged in mercantile and consumer credit reporting or the collection or adjustment of claims. Centralized charge services are classified in SIC major group 61. Insurance adjustment agencies and loan companies are also excluded from this census.

For large geographic areas, data are presented for the following subdivisions of this classification:

1. Adjustment and collection agencies.
2. Mercantile reporting agencies.
3. Consumer credit reporting agencies.

**Direct mail advertising services (SIC 7331)**—Establishments primarily engaged in furnishing services for direct mail advertising, such as creating, producing, and mailing of direct mail advertising. This industry also includes establishments primarily engaged in compiling and selling mailing lists. Establishments primarily engaged in reproducing direct mail copy to order, but which perform none of the other direct mail advertising services, are classified in SIC 7339. Establishments engaged only in printing the copy are classified in manufacturing.



**Blueprinting and photocopying services (SIC 7332)**—

Establishments primarily engaged in reproducing drawings, plans, maps, or other copy, by blueprinting or photocopying. Printing, including "quick printing," is classified in manufacturing.

**Commercial photography, art, and graphics (SIC 7333)**—

Establishments engaged in performing graphics, commercial art, or commercial photography services for advertising agencies, publishers, and other business and industrial users. Producers of still and slide films are included here. Establishments engaged in medical photography and art are classified in SIC 8091. Art, except commercial and medical, is classified in SIC 8999. Establishments primarily engaged in portrait photography are classified in SIC 7221.

For large geographic areas, data are presented for the following subdivisions of this classification:

1. Commercial photography.
2. Commercial art.
3. Graphic arts and related design and commercial photography, n.e.c.

**Stenographic services; and reproduction services, n.e.c. (SIC 7339)**—

Establishments primarily engaged in furnishing stenographic services and establishments primarily engaged in mimeographing, rotoprinting, multilithing, and reproduction services. Not included in this industry are establishments primarily engaged in printing (included in manufacturing), blueprinting and photocopying (SIC 7332), and duplicating in connection with direct mail advertising (SIC 7331).

**Window cleaning (SIC 7341)**—Establishments primarily engaged in cleaning windows in structures.

**Disinfecting and exterminating services (SIC 7342)**—

Establishments primarily engaged in providing disinfecting and deodorizing services and in exterminating insects, rodents, and other pests.

**Cleaning and maintenance services, n.e.c. (SIC 7349)**—

Establishments primarily engaged in furnishing, to structures, cleaning and maintenance services, not elsewhere classified, such as janitorial services, floor waxing, and office cleaning. General building maintenance service is included, but general repair contractors primarily engaged in building repair and maintenance work, or in the cleaning of building exteriors by sand or steam blasting, or in cleaning up after construction, are classified in construction.

**News syndicates (SIC 735)**—

Establishments primarily engaged in furnishing news, pictures, features, etc., and in supplying news reporting services to newspapers, periodicals, and radio and television broadcasters. Non-profit syndicates operated on a membership basis and commercial (nonmembership) news syndicates are both included in this classification. Separate establishments of newspaper and periodical publishers which are engaged in gathering news are classified as auxiliaries.

**Employment agencies (SIC 7361)**—

Establishments primarily engaged in providing placement and employment services to employers or those seeking employment. Modeling agencies and nurses' registries are included. Theatrical, radio, and television employment agencies are classified in SIC 7922; motion picture casting bureaus, in SIC 7819; and establishments engaged in furnishing help to other businesses, in SIC 7362.

**Help supply services (SIC 7362)**—

Establishments primarily engaged in supplying help (except agricultural) to other businesses on a contract basis. The help supplied is on the payroll of the supplying establishment. Included are establishments known as "labor pools" and "contract labor offices." Establishments primarily engaged in providing placement and employment services are classified in SIC 7361.

For large geographic areas, data are presented for the following subdivisions of this classification:

1. Office help supply services.
2. Help supply, except office workers.

**Facilities management services (SIC 7369)**—

Establishments, not elsewhere classified, primarily engaged in providing personnel to operate specified facilities or to provide services on a fee or contract basis within another business (or government) establishment or installation. Establishments primarily providing one specialized service are classified in the specialized industry, e.g., janitorial service is included in SIC 7349. Management service only is classified in SIC 7392. Computer facilities management is classified in SIC 7374. Establishments which provide both management and staff to operate a business are classified according to the type of activity of the business operated.

**Computer programming and other software services (SIC 7372)**—

Establishments primarily engaged in providing services in computer programming, systems design and analysis, and other computer software. Establishments primarily engaged in the reproduction and sale of prepackaged computer programs and other software may be included here. When not computer related, these services are classified in SIC 7392.

**Data processing services (SIC 7374)**—

Establishments primarily engaged in providing data processing services to others. Service may consist of complete processing and preparation of reports from data supplied by the customer or it may be specialized, such as keying or making data processing equipment available to others on an hourly or time-sharing basis. Also included are establishments primarily engaged in the management and operation of the computer and data processing facilities of others on a continuing basis.

For large geographic areas, data are presented for the following subdivisions of this classification:

1. Data processing services, except facilities management.
2. Computer facilities management.



**Computer related services, n.e.c. (SIC 7379)**— Establishments primarily engaged in providing computer-related services, not elsewhere classified. Renting and leasing of computers and related data processing equipment is included here, except for finance leasing, which is classified in SIC major group 61. Direct leasing by computer manufacturers is classified in manufacturing or wholesale trade. Also included here are establishments engaged in repair and maintenance of computers, and computer consulting services.

**Research and development laboratories (SIC 7391)**— Establishments primarily engaged in laboratory or other physical research and development activities on a fee or contract basis. Research and development laboratories which perform supporting services for other establishments of the same company are classified as auxiliary to the establishments serviced and are not included here. Also excluded from this classification are establishments engaged in speculative research and development with the intent to manufacture the products of the research or to license others for the use of the patents or processes developed. Nonprofit research agencies funded primarily by investments, grants, or contributions are classified in SIC 8922.

**Management, consulting, and public relations services (SIC 7392)**— Establishments primarily engaged in furnishing a wide variety of general or specialized management, consulting, or public relations services, such as business analysis, business research, efficiency planning, industrial management, market research, personnel management, and traffic consulting, on a contract or fee basis. Establishments primarily engaged in computer related systems analysis, systems engineering, operations research, and other software services, including computer programming services, are classified in SIC 7372. Management and operation of a business, where operating staff as well as management are provided, is classified in the industry of the establishment managed, e.g., hotel management and operation.

For large geographic areas, data are presented for the following subdivisions of this classification:

1. Management and administrative services.
2. Public relations services.
3. Management consulting services.
4. Economic and sociological research.
5. Consulting services, n.e.c.

**Detective agencies and protective services (SIC 7393)**— Establishments primarily engaged in providing personnel for detective, investigative, patrolling, night watching, or personal protection services for businesses and/or individuals. Establishments primarily engaged in installation, maintenance, and monitoring of mechanical protective devices, such as burglar and fire alarm systems, are classified here, but establishments engaged only in the installation of such devices are included in construction,

and establishments engaged only in the sale and installation of such devices are classified in wholesale or retail trade. Armored car services are also included in this industry.

For large geographic areas, data are presented for the following subdivisions of this classification:

1. Detective agencies and guard services.
2. Armored car services.
3. Burglar and fire alarm systems.

**Equipment rental and leasing services (SIC 7394)**— Establishments primarily engaged in renting or leasing (except finance leasing) of machinery, tools, and other equipment, including heavy construction and earth moving equipment. Establishments primarily engaged in finance leasing are classified in SIC major group 61. Establishments renting and leasing automobiles and trucks without drivers are classified in SIC 751; those renting automobiles with drivers, in SIC major group 41. Establishments renting trucks with drivers are classified in transportation; personal items such as lockers (other than refrigerated), clothes, and pillows, in SIC 7299; amusement and recreation items such as bicycles, canoes, and beach chairs and accessories, in SIC 7999; and commercial boats, in SIC major group 44. Direct leasing of machinery or equipment by the manufacturer is classified in manufacturing or wholesale trade. Establishments primarily leasing computer time, including time-sharing services, are classified in SIC 7374; those leasing or renting computers or data processing equipment, in SIC 7379.

For large geographic areas, data are presented for the following subdivisions of this classification:

1. Equipment rental.
2. Equipment leasing, except finance leasing.
3. Leasing or rental of heavy construction equipment without operators.
4. Rental of heavy construction equipment with operators.

**Photofinishing laboratories (SIC 7395)**— Establishments primarily engaged in the developing of films and in photoprinting and enlarging for the trade and/or for the general public. Data for retail outlets (kiosks) for the pickup and delivery of film, which are owned and operated by photofinishing laboratories, are merged with data for the laboratory which owns them, and are not treated as separate establishments. Establishments primarily engaged in processing motion picture films for the motion picture and television industries are classified in SIC 7819.

**Trading stamp services (sales offices) (SIC 7396)**— Establishments primarily engaged in selling trading stamps or merchandise coupons to merchants. The redemption stores of trading stamp companies are not included here, but are classified as auxiliary to this industry.



**Testing laboratories and facilities (SIC 7397)**—Establishments primarily engaged in product testing on a fee or contract basis. Testing laboratories which perform supporting services for other establishments of the same company are classified as auxiliary to the establishments serviced and are not included here. Noncommercial testing laboratories are also included in this category. Testing services for education or personnel (not providing instruction or training) are classified in SIC 7392.

**Business services, not elsewhere classified (SIC 7399)**—Establishments primarily engaged in furnishing business services, not elsewhere classified, such as auctioneers' establishments (service only), business brokers, drafting service, independent lecture bureaus, inspection service, printing brokers, notary publics, and decorating or trimming shop windows.

For large geographic areas, data are presented for the following subdivisions of this classification:

1. Sign painting shops—Establishments primarily engaged in making signs to individual order or in doing office door and window lettering. Establishments primarily engaged in making signs other than on a custom basis and neon sign manufacturers are classified in manufacturing.
2. Interior designing—Establishments primarily engaged in advising clients on the selection of furniture, draperies, rugs, and other interior decorations on a fee or commission basis. Establishments providing an interior designing service, but primarily engaged in the sale of merchandise, are not included. Painting and papering contractors who frequently call themselves "interior decorators" are classified in construction.
3. Telephone answering services—Establishments primarily engaged in transmitting telephone messages to their clients.
4. Water softening services—Establishments primarily engaged in softening water by chemical treatment or other method.
5. Packaging and labeling services—Establishments primarily engaged in packaging and labeling products, on a contract or fee basis, in packages or other containers normally intended for retail distribution. Companies primarily engaged in packing, crating, and otherwise preparing goods for shipping are classified as transportation.
6. Miscellaneous business services, n.e.c.—Establishments primarily engaged in furnishing business services, not elsewhere classified.

### **Automotive Repair, Services, and Garages (SIC Major Group 75)**

This group includes establishments primarily engaged in furnishing automotive repair, parking, rental, and other services to the general public. Similar facilities owned and operated by concerns for their own use and not available

to the general public are treated as auxiliary establishments of those concerns and are not included here. Automobile repair departments maintained by establishments engaged in the sale of new automobiles are classified in retail trade, as are gasoline service stations (where sales of merchandise (including fuel) exceed repair receipts). Automobile driving instruction is classified in SIC 8299.

**Automotive rental and leasing, without drivers (SIC 751)**—Establishments primarily engaged in daily or extended-term rental or leasing of passenger automobiles, trucks, truck tractors and trailers, and other automotive equipment without drivers. Establishments primarily engaged in renting automobiles with drivers are out of scope; those renting or leasing trucks with drivers are classified in SIC group 421; and those renting or leasing heavy construction and earth moving equipment are classified in SIC 7394. Establishments primarily engaged in finance leasing are classified in SIC major group 61.

For large geographic areas, data are presented for the following subdivisions of this classification:

1. Passenger car rental, without drivers (SIC 7512 Part)—Establishments primarily engaged in the short-term rental of passenger cars without drivers. Data for separate automotive rental offices or concessions (e.g., airport locations) in the same metropolitan area, for which a common fleet is maintained, are merged, and are not considered separate establishments.
2. Passenger car leasing, except finance leasing (SIC 7512 Part)—Establishments primarily engaged in extended-term leasing of passenger cars without drivers. These establishments may or may not provide maintenance of the vehicle as part of the lease contract.
3. Truck rental, without drivers (SIC 7513 Part)—Establishments primarily engaged in the short-term rental of trucks, truck tractors, or semitrailers without drivers.
4. Truck leasing, except finance leasing (SIC 7513 Part)—Establishments primarily engaged in extended-term leasing of trucks, truck tractors, or semitrailers without drivers. These establishments may or may not provide maintenance of the vehicle as part of the lease contract.
5. Utility trailer and recreational vehicle rental (SIC 7519)—Establishments primarily engaged in the rental (usually short term) of utility and house trailers and recreational vehicles.

**Parking lots (SIC 7523)**—Establishments primarily engaged in the temporary open air parking of automobiles, usually on an hourly, daily, or monthly basis. Establishments which are a combination of parking lot and structure are classified in SIC 7525. Excluded are municipal parking lots and lots operated by establishments or institutions primarily engaged in other activities, e.g., department stores, hospitals, restaurants. Valet parking is classified in SIC 7299.

**Parking structures (SIC 7525)**—Establishments primarily engaged in the temporary parking or live storage of automobiles within a structure. Long-time or dead storage of automobiles is not included. Establishments which are a combination of structure and lot are included in this classification. Excluded are municipal parking structures and structures operated by establishments or institutions primarily engaged in other activities, e.g., office buildings, apartment buildings, universities. Valet parking is classified in SIC 7299.

**Top and body repair shops (SIC 7531)**—Establishments primarily engaged in the repair of automotive tops, bodies, and interiors.

**Tire retreading and repair shops (SIC 7534)**—Establishments primarily engaged in repairing and retreading automotive tires. Establishments classified here may either retread customers' tires or retread tires for sale or exchange to the user or the trade.

**Paint shops (SIC 7535)**—Establishments primarily engaged in automotive painting and refinishing.

**General automotive repair shops (SIC 7538)**—Establishments primarily engaged in the general repair of automotive vehicles. Establishments primarily engaged in the specialized repair of individual engine components, not elsewhere classified, are classified in SIC 7539. Establishments primarily engaged in repair of motorcycles are classified in SIC 7699.

For large geographic areas, data are presented for the following subdivisions of this classification:

1. General automotive repair shops, except diesel.
2. Diesel repair shops.

**Automotive repair shops, n.e.c. (SIC 7539)**—Establishments primarily engaged in specialized automotive repair, not elsewhere classified, such as fuel service, brake relining, and exhaust system repair.

For large geographic areas, data are presented for the following subdivisions of this classification:

1. Auto electrical and fuel system services—Establishments primarily engaged in providing automotive engine tune-ups and in repairing automotive electrical systems and fuel components, including carburetors.
2. Radiator repair—Establishments primarily engaged in the repair and cleaning of automotive radiators.
3. Glass replacement and repair—Establishments primarily engaged in the repair and replacement of automotive glass.
4. Brake, front end, and wheel alignment—Establishments primarily engaged in relining, repairing, and adjusting automotive brakes; wheel alignment; and repairing and installing springs, axles, and shock absorbers.
5. Exhaust system services (muffler shops)—Establishments primarily engaged in the installation or

repair of automotive exhaust systems (mufflers). The sale of the mufflers or tailpipes is considered to be incidental to the installation of these products.

6. Transmission repair shops—Establishments primarily engaged in the repair of automotive transmissions. If transmissions are sold and installed, the sale of the transmission is considered incidental to the installation. If the transmissions are repaired on a factory basis, the establishment is classified in manufacturing.

7. Other automotive repair shops, n.e.c.—Establishments primarily engaged in specialized automotive repairs, not elsewhere classified, such as frame repair, piston ring service and repair, speedometer repair, heater and air-conditioning repair, etc.

**Car washes (SIC 7542)**—Establishments primarily engaged in washing cars (custom car wash) or furnishing facilities for the self-service washing of cars and trucks. Waxing and polishing are also classified here.

**Other automotive services (SIC 7549)**—Establishments primarily engaged in furnishing automotive services, not elsewhere classified, such as lubricating service, towing service, diagnostic service, undercoating service, inspection service, etc.

### **Miscellaneous Repair Services (SIC Major Group 76)**

This group includes establishments primarily engaged in miscellaneous repair services, not elsewhere classified. Repair departments of retail dealers or manufacturers are not included unless operated as separate establishments and reported as such. This group does not include some repair services of which the more important are: automotive repair services, classified in SIC major group 75; garment and shoe repair, classified in major group 72; and computer maintenance and repair services, classified in SIC 7379. Excluded are ship and boat repair, and railroad repair shops which are included in the census of manufactures.

**Radio and TV repair shops (SIC 7622)**—Establishments primarily engaged in repairing radio and television sets; phonographs, high fidelity (hi-fi) or stereophonic equipment, and tape recorders; in installing and repairing television, amateur and citizens' band antennas; or in installing and servicing radio transmitting and receiving equipment in homes or offices, or in small boats, automobiles, or other vehicles. Establishments primarily engaged in selling radio and television sets are classified in retail trade. Repair departments of radio and television dealers are not included here unless operated and reported as separate establishments.

**Refrigeration and air-conditioning repair shops (SIC 7623)**—Establishments primarily engaged in servicing and repairing household and commercial electrical refrigerators and air-conditioning and refrigeration equipment.



Establishments primarily engaged in servicing and repairing gas refrigerators are classified in SIC 7699. Establishments primarily engaged in installing refrigeration and air-conditioning systems are classified in construction.

**Electrical and electronic repair shops, n.e.c. (SIC 7629)**—Establishments primarily engaged in the servicing and repair of electrical and electronic equipment and electrical appliances (washing machines, vacuum cleaners, irons, toasters, etc.), not elsewhere classified. Radio and television repair shops are classified in SIC 7622. Refrigeration repair shops are classified in SIC 7623. Electrical contractors and electrical shops engaged primarily in house wiring are included in construction. Armature rewinding and the repair of electric motors are classified in SIC 7694. Repair of computers and related equipment is classified in SIC 7379.

**Watch, clock, and jewelry repair (SIC 763)**—Establishments primarily engaged in the repair of watches, clocks, and jewelry.

**Reupholstery and furniture repair (SIC 764)**—Establishments primarily engaged in furniture reupholstering and repair. Establishments primarily engaged in selling upholstery materials, making slipcovers, draperies, etc., to order, or in upholstering new frames to individual order are classified in retail trade, as are establishments making furniture and cabinet work on a custom basis to individual order.

**Welding repair (SIC 7692)**—Establishments primarily engaged in repair work by welding. Automotive welding is classified here. Welding in connection with the manufacture of a product is classified as manufacturing. Welding contractors doing welding work on the construction site are classified in construction, SIC 1799.

**Armature rewinding shops (SIC 7694)**—Establishments primarily engaged in rewinding armatures and rebuilding or repairing electric motors. Establishments classified here may either repair customers' equipment or repair or rebuild for sale or exchange to users or to the trade. Establishments primarily engaged in the repair of electrical appliances are classified in SIC 7629.

**Repair shops and related services, n.e.c. (SIC 7699)**—Establishments primarily engaged in specialized repair services, not elsewhere classified, such as farm machinery and equipment repair; lawnmower, saw, knife, and tool sharpening and repair; bicycle repair; lock and gun repair; musical instrument repair; and the repair of typewriters and business machines. Repair services which involve primarily electrical or electronic equipment or components are classified in SIC 7629; however, primarily mechanical repair of electrically powered equipment, for example, electric sewing machine repair, is included here.

For large geographic areas, data are presented for the following subdivisions of this classification:

1. Farm machinery and equipment repair shops—Establishments primarily engaged in the repair of farm machinery and equipment.

2. Lawnmower, saw, knife, tool sharpening and repair—Establishments primarily engaged in sharpening and repairing lawnmowers, saws, knives, and tools.
3. Sewer and septic tank cleaning services—Establishments primarily engaged in cleaning or repairing sewers and septic tanks. Establishments which install septic tanks are classified in construction.
4. Other repair and related services, n.e.c.—Establishments primarily engaged in specialized repair services, not elsewhere classified, such as aircraft flight instrument repair (except electrical), blacksmith shops, bicycle repair, boiler repair, camera repair, dental instrument repair, furnace and chimney cleaning, gunsmith shops, key duplicating shops, motorcycle repair, musical instrument repair, taxidermists, typewriter repair, umbrella repair, and venetian blind repair.

## **Motion Pictures (SIC Major Group 78)**

This group includes establishments producing and distributing motion pictures, exhibiting motion pictures in commercially operated theaters, and furnishing services to the motion picture industry. The term "motion pictures" includes similar productions for television or other media using film, tape, or other means.

**Motion picture production, except for TV (SIC 7813)**—Establishments primarily engaged in the production of motion pictures for exhibition other than for television. Establishments engaged in both production and distribution are included here.

**Motion picture, tape production for TV (SIC 7814)**—Establishments primarily engaged in the production of motion pictures and of tapes, including commercials, for television exhibition. Establishments engaged in both production and distribution are included here.

**Services allied to motion picture production (SIC 7819)**—Establishments primarily engaged in performing services independent of motion picture production, but allied thereto, such as motion picture film processing, editing, and titling. Also included are casting bureaus, wardrobe and studio property rental, rental and repair of cameras and other motion picture equipment, stock footage film libraries, and television tape services (editing, transfers, etc.).

**Motion picture film exchanges (SIC 7823)**—Establishments primarily engaged in renting films to exhibitors other than in the field of television. Establishments engaged in both distribution and production are included in SIC 7813.

**Film or tape distribution for TV (SIC 7824)**—Establishments primarily engaged in renting film or tape to exhibitors in the field of television. Establishments engaged in both distribution and production are in SIC 7814.

**Services allied to motion picture distribution (SIC 7829)**—Establishments primarily engaged in performing auxiliary services to motion picture distribution, such as film delivery service, film purchasing and booking agencies, and film libraries.

**Motion picture theaters, except drive-in (SIC 7832)**—Commercially operated conventional "four-wall" theaters primarily engaged in the indoor exhibition of motion pictures. Establishments primarily engaged in the commercial exhibition of motion pictures on an itinerant basis with portable projection and sound equipment are included here.

**Drive-in motion picture theaters (SIC 7833)**—Commercially operated theaters, commonly known as open-air or drive-in, primarily engaged in the outdoor exhibition of motion pictures.

### **Amusement and Recreation Services, Except Motion Pictures (SIC Major Group 79)**

This group includes establishments primarily engaged in providing amusement, recreation, or entertainment on payment of a fee or admission charge, except motion pictures. Gambling businesses, where legal, are also included in this major group; however, combined gambling and lodging facilities with 25 guestrooms or more are classified in SIC 7011.

**Dance halls, studios, and schools (SIC 791)**—Establishments primarily engaged in operating public dance halls or ballrooms and dance studios and schools. The renting of dance halls or ballrooms to operators is classified as real estate and excluded from this census.

For large geographic areas, data are presented for the following subdivisions of this classification:

1. Public dance halls or ballrooms.
2. Dance schools, including children's and professional.

**Theatrical producers (except motion pictures), bands, orchestras, and entertainers (SIC 792)**—This classification includes the subgroups indicated below, shown separately for large geographic areas:

1. Producers of live theatrical productions (SIC 7922 Part)—Establishments primarily engaged in presenting live theatrical productions. Theaters which are normally rented to theatrical producers are classified as real estate operations and excluded from this census.
2. Producers of radio and TV shows, except tape (SIC 7922 Part)—Establishments primarily engaged in producing shows for presentation on radio, television, in night clubs, etc.
3. Artists' and entertainers' managers or agents, concert bureaus, booking agents (SIC 7922 Part)—Establishments primarily engaged in representing performers and producers for a fee or commission.

4. Other theatrical services (SIC 7922 Part)—Businesses engaged in theatrical services, not elsewhere classified, such as ticket agencies; theatrical, television, and radio employment agencies; theatrical equipment rental and design; lighting; etc.

5. Dance groups and artists (SIC 7929 Part)—Companies, groups, and artists primarily engaged in the presentation of ballet; modern, folk, or ethnic dance; and similar dance presentations.

6. Symphony orchestras, opera companies, and chamber music organizations (SIC 7929 Part)—Symphony orchestras, opera companies, and chamber music organizations (including chamber orchestras) organized for the presentation of their musical specialty.

7. Other music and entertainment presentations (SIC 7929 Part)—Dance and stage bands, orchestras (except symphony or chamber), combos, quintets, soloists, and similar musical organizations, groups, and artists, as well as other entertainers operating on a contract or fee basis for restaurants, night clubs, radio and television, etc. Also included are promoters of a variety of entertainment.

**Billiard and pool establishments (SIC 7932)**—Establishments primarily engaged in providing facilities for playing billiards and pool.

**Bowling alleys (SIC 7933)**—Establishments primarily engaged in providing facilities for bowling.

**Professional sports clubs, managers, promoters (SIC 7941)**—Operators and promoters of professional and semi-professional athletic clubs, promoters of athletic events, and managers of individual professional athletes. Receipts of such establishments do not include revenue from radio or television broadcasts, from sales of players, from concession operators, or from noncustomer sources. Establishments primarily engaged in renting stadiums and athletic fields to sports promoters and clubs are classified as real estate.

For large geographic areas, data are presented for the following subdivisions of this classification:

1. Baseball clubs.
2. Football clubs.
3. Other professional sports clubs.
4. Managers and promoters.

**Racing, including track operation (SIC 7948)**—Promoters and participants in racing activities, including race track operators, operators of racing stables, jockeys, race horse trainers, and race car owners and operators. Establishments which own race tracks, but do not engage in promotion of racing events, are classified in real estate and are not included in the censuses. Stables and kennels primarily engaged in the breeding or boarding of horses and dogs are classified in agriculture.



For large geographic areas, data are presented for the following subdivisions of this classification:

1. Auto race track operation.
2. Horse race track operation.
3. Dog race track operation.
4. Racing stables and racing, n.e.c.

**Public golf courses (SIC 7992)**—Establishments privately operated and primarily engaged in the operation of golf courses open to the public on a fee basis. Municipally owned and operated golf courses are not included. Membership golf and country clubs are included in SIC 7997. Miniature golf courses and golf driving ranges are classified in SIC 7999.

**Coin-operated amusement device operators (SIC 7993)**—Establishments primarily engaged in operating coin-operated amusement devices either in their own or in other places of business. Such amusement machines include juke boxes, pinball machines, mechanical games, slot machines (where legal), and similar types of amusement equipment. Amusement arcades or parlors are also included. Establishments primarily engaged in rental of such devices are classified in SIC 7394.

**Amusement parks (SIC 7996)**—Establishments known as amusement parks, theme parks, kiddie parks, etc., which group together a number of attractions such as mechanical rides, amusement devices, refreshment stands, picnic grounds, etc. Individual ride operators or concessionaires operating within the park are classified in SIC 7999. Carnivals operating without a fixed exhibition site are also classified in SIC 7999. Owners of the grounds who do not operate the amusement park are classified in real estate.

**Membership sports and recreation clubs (SIC 7997)**—Sports and recreation clubs which maintain facilities restricted to use by members and their guests. Country, golf, tennis, yacht, and swimming clubs are included in this industry. Such establishments are classified here regardless of the proportion of receipts derived from food or liquor sales. Health clubs are classified in SIC 7299. Membership organizations engaged in civic, social, or fraternal activities are classified in SIC 864.

**Amusement and recreation services, n.e.c. (SIC 7999)**—Establishments primarily engaged in the operation of sports, amusement, and recreation services, not elsewhere classified, such as bathing beaches, swimming pools, riding academies and schools, etc. Membership sports and recreation clubs not open to the general public are classified in SIC 7997.

For large geographic areas, data are presented for the following subdivisions of this classification:

1. Concession operators of amusement devices and rides—Concession operators of mechanical rides or of amusement devices in amusement parks, carnivals, circuses, or fairs; or operators of independently operated rides or devices of this type.

2. Carnivals and circuses—Establishments operating a group of amusement, service, and/or retail units and generally known as carnivals, which do not have any fixed exhibition site; or companies engaged in the operation of circuses having acrobatic and animal shows and individual circus acts. Side shows are included here.
3. Fairs—Establishments primarily engaged in arranging and operating the exhibitions and related activities usually associated with county or State fairs. Carnivals and side shows which may be part of the fair, but which are independently owned and operated, are included in the subgroup, "Carnivals and circuses." Other amusement device concessions independently owned and operated are included in the subgroup "Concession operators of amusement devices and rides."
4. Commercial museums, art galleries, and botanical and zoological gardens—Museums, art exhibitors, and botanical and zoological gardens which are supported primarily by admission charges. Commercial art galleries or art dealers primarily selling to the general public are classified in retail trade, SIC 5999. Museums, art galleries, and botanical and zoological gardens supported primarily by contributions, grants, etc., are classified in SIC major group 84.
5. Roller skating rinks—Establishments primarily engaged in operating rinks for roller skating open to the general public for a fee.
6. Ice skating rinks—Establishments primarily engaged in operating rinks for ice skating open to the general public for a fee.
7. Other amusement and recreation services, n.e.c.—Establishments primarily engaged in the commercial operation of sports, amusement, and recreation services, not elsewhere classified. Included are establishments engaged in instruction for sports or recreation, such as baseball, bridge, golf, judo, karate, skiing, swimming, tennis, etc. It also includes establishments renting articles for amusement and recreation, such as beach chairs and accessories, bicycles, golf carts, small boats and canoes, saddle horses, etc.

Other establishments in this classification include commercially operated athletic clubs or gymnasiums, bathing beaches, domino parlors, gambling establishments (where legal), golf driving ranges, miniature golf, riding academies and stables, shooting galleries, slot-car tracks, ski lifts, day camps, and establishments engaged in the commercial operation of swimming pools open to the general public for a fee. Municipally operated golf courses and swimming pools are excluded from this census. Privately owned tourist attractions, such as natural wonders or manmade exhibits, are included.

### **Health Services, Except Hospitals (SIC Major Group 80, except 806)**

This grouping includes establishments primarily engaged in furnishing medical, surgical, and other health services



to persons. Associations or groups primarily engaged in providing medical or other health services to members are included, but those which only provide insurance covering hospitalization or medical costs are classified in Insurance (major group 63).

Health care facilities were primarily coded based on self-designation. Where multiple levels of care were indicated, but were not apparently separate operations, the facility was generally classified based on the highest level of care provided. Veterinarians are classified in Veterinary services (SIC group 074) and are out of scope. Hospitals (SIC 806) are excluded from the 1982 Census of Service Industries.

**Offices of physicians (SIC 801)**—Establishments of licensed practitioners having the degree of M.D. or equivalent and engaged in the practice of general or specialized medicine and surgery. Establishments, such as group clinics, in which a group of physicians is associated for the purpose of practicing the profession, are included here. Clinics not owned by physicians are classified in Outpatient care facilities (SIC 808). Osteopathic physicians are classified in SIC 803.

Associations of physicians formed solely for the sharing of expenses (including payroll) and facilities, and not for the purpose of jointly practicing their profession, are also included here. Receipts are not applicable for these associations since their operations are funded by reimbursements from member firms, and not considered operating receipts for medical services provided; neither are such entities tabulated as separate operating establishments. However, their payroll and employment data are included in statistics presented for this category.

**Offices of dentists (SIC 802)**—Establishments of licensed practitioners having the degree of D.D.S. (or D.D. Sc.) or D.M.D. and engaged in the practice of general or specialized dentistry, including dental surgery. Associations of dentists formed for the sharing of expenses are also included (see SIC 801 for treatment of such associations).

**Offices of osteopathic physicians (SIC 803)**—Establishments of licensed practitioners having the degree D.O. and engaged in the practice of general or specialized osteopathic medicine.

**Offices of chiropractors (SIC 8041)**—Establishments of licensed practitioners engaged in the practice of chiropraxis.

**Offices of optometrists (SIC 8042)**—Establishments of licensed practitioners engaged in the practice of optometry. Establishments where receipts are primarily from the sale of optical goods prescribed as a result of eye examinations performed at another establishment are classified in Miscellaneous retail stores, n.e.c. (SIC 5999).

**Offices of health practitioners, n.e.c. (SIC 8049)**—Establishments of licensed health practitioners engaged in practice in health fields, not elsewhere classified, such as acupuncturists, chiropodists, midwives, nutritionists, occupational therapists, and psychologists.

**Skilled nursing care facilities (SIC 8051)**—Establishments primarily engaged in providing care and treatment for patients who require continuous health care with inpatient beds, but not hospital services. These establishments must have an organized medical staff, including physician services, and continuous nursing services. Included here are extended care facilities, as well as other types of continuous nursing care facilities.

**Nursing and personal care facilities, n.e.c. (SIC 8059)**—Establishments primarily engaged in providing some nursing and health-related personal care with inpatient beds, but not continuous nursing services. These establishments have at least one shift with a licensed or registered nurse to provide routine health care and observation. Included are rest homes, convalescent homes, and other institutions where health care is a major element. Residential facilities, such as homes for the retarded and aged, which provide personal care, but where health care is incidental, are classified in Residential care (SIC 836).

**Medical laboratories (SIC 8071)**—Establishments primarily engaged in providing professional, analytic, or diagnostic services to the medical profession or to the patient as prescribed by a physician. Laboratories engaged in the manufacture of medical or pharmaceutical products are included in the census of manufactures. Laboratories engaged in medical research are classified in Research and development laboratories (SIC 7391) or Noncommercial educational, scientific, and research organizations (SIC 892).

**Dental laboratories (SIC 8072)**—Establishments primarily engaged in making dentures and artificial teeth to order for the dental profession. The manufacture of teeth other than to order is classified in manufacturing.

**Outpatient care facilities (SIC 808)**—Establishments primarily engaged in outpatient care with permanent facilities and with medical services to provide diagnosis, treatment, or both for patients who are ambulatory and do not require inpatient care. Associations or groups formed primarily to provide medical or other health services to their members, and which themselves provide these services, are included. Health care programs which contract out the provision of services are classified in Accident and health insurance (SIC 6321) and are out of scope of the census. Included in this industry are alcoholism treatment clinics, family planning clinics, health maintenance organizations (HMO's), kidney treatment centers, medical clinics (not owned by licensed health practitioners), physical therapy clinics, and rehabilitation centers (medical treatment).

**Health and allied services, n.e.c. (SIC 809)**—Establishments primarily engaged in rendering health and allied services, n.e.c., such as blood banks, blood donor stations, childbirth preparation classes, medical photography and art, oxygen tent services, and visiting nurse associations. Establishments of registered or practical nurses in independent practice are classified in Offices of health practitioners, n.e.c. (SIC 8049). Ambulance services are classified in Local passenger transportation, n.e.c. (SIC 4119) and are out of scope.



## **Legal Services (SIC Major Group 81)**

This major group includes establishments engaged in offering legal advice or legal services, the head or heads of which are members of the bar. Associations of lawyers formed solely for the sharing of expenses (including payroll) and not for the purpose of jointly practicing their profession are also included. Receipts are not applicable for these associations since their operations are funded by reimbursements from member firms, and not considered operating receipts for legal services provided. Neither are such entities considered separate operating establishments; however, their payroll and employment data are included in statistics presented for this category. Nonprofit legal services (including legal aid societies) are classified here.

## **Selected Educational Services (SIC's 823, 824, 829)**

This grouping includes establishments furnishing formal academic or technical courses, correspondence schools, commercial and trade schools, and libraries. Elementary and secondary schools; colleges, universities, and professional schools; and junior colleges and technical institutes are out of scope of the census.

**Libraries and information centers (SIC 823)**—Establishments primarily engaged in lending books (free or fixed charge) and disseminating information to the general public, such as circulating libraries and centers for documentation.

**Correspondence schools (SIC 8241)**—Establishments primarily engaged in furnishing educational courses by mail. Offices maintained by such schools for the sale of correspondence courses are classified as auxiliary establishments and are not included here.

**Data processing schools (SIC 8243)**—Establishments primarily engaged in offering data processing courses in programming and in computer and peripheral equipment operation, including keypunch operation.

**Business and secretarial schools (SIC 8244)**—Establishments primarily engaged in offering courses in business machines operation (except data processing), office procedures, and secretarial and stenographic skills.

**Vocational schools, except vocational high schools, n.e.c. (SIC 8249)**—Establishments primarily engaged in offering specialized trade or commercial courses, not elsewhere classified, but not academic training. This industry includes apprentice training, aviation schools, commercial art schools, and practical nursing schools. Schools for the instruction of beauticians are classified in SIC 723; and barber schools in SIC 724.

**Schools and educational services, n.e.c. (SIC 829)**—Specialized nondegree granting schools, not elsewhere

classified, such as music schools, drama schools, language schools, and civil service and other short-term examination preparatory schools. Vocational counseling (excluding rehabilitation) is also included here. Educational testing is included in Management, consulting, and public relations services (SIC 7392).

## **Social Services (SIC Major Group 83)**

This major group includes establishments providing social services and rehabilitation services to those persons with social or personal problems requiring special services, and to the handicapped and the disadvantaged. Also included are organizations soliciting funds to be used directly for these and related services, as well as community development and planning agencies.

**Individual and family social services (SIC 832)**—Establishments primarily engaged in providing one or more of a variety of individual and family social, counseling, welfare, or referral services, including refugee, disaster, and temporary relief services. This industry also includes offices of specialists providing counseling and referral services and settlement houses, neighborhood centers, and senior citizens' centers. Organizations engaged in community improvement, neighborhood development, or social change are classified in Social services, n.e.c. (SIC 839).

**Job training and vocational rehabilitation services (SIC 833)**—Establishments primarily engaged in providing training and vocational rehabilitation services for the unemployed, the underemployed, the handicapped, and to persons who have a job market disadvantage because of lack of education, job skill or experience, skill obsolescence, or personal characteristics or problems. Included are upgrading and job development services, skill training, world-of-work orientation, and vocational rehabilitation counseling. Also included are establishments primarily engaged in providing work experience for rehabilitees, as well as offices of specialists providing rehabilitation and job counseling.

**Child day care services (SIC 835)**—Establishments primarily engaged in care of infants or children, or in providing prekindergarten education where medical care or delinquency correction is not a major element. These establishments may or may not have substantial educational programs. Establishments providing babysitting services are classified in Miscellaneous personal services (SIC 7299).

**Residential care (SIC 836)**—Establishments primarily engaged in the provision of residential social and personal care for children, the aged, and special categories of persons with some limits on ability for self-care, but where medical care is not a major element. Included here are group foster homes; halfway group homes; homes for the retarded, the aged, the deaf, and blind; juvenile correctional homes; and rehabilitation (residential) centers.

**Social services, n.e.c. (SIC 839)**—Establishments primarily engaged in providing social services, not elsewhere classified, including community improvement, social change, and neighborhood development. Also included are organizations primarily engaged in soliciting contributions on their own account and administering appropriations and allocating funds among other agencies engaged in social welfare services; establishments primarily engaged in the prevention of criminal or antisocial behavior; and regional planning agencies. Establishments which raise funds on a fee basis are classified in Business services, n.e.c. (SIC 7399). Civic, social, fraternal and political organizations are included in Major Group 86, Membership Organizations.

Philanthropic trusts and foundations are out of scope and classified in Major Group 67, Holding and Other Investment Offices, unless they are actually engaged in providing social welfare services.

### **Noncommercial Museums, Art Galleries, and Botanical and Zoological Gardens (SIC Major Group 84)**

This major group includes museums, art galleries, and botanical and zoological gardens, which are not operated commercially. Funding of these establishments is not primarily from admission charges. These establishments are of historical, educational, or cultural interest.

**Noncommercial museums and art galleries (SIC 8411)**—Establishments primarily engaged in noncommercial operation of museums and art galleries. Historical, cultural, and educational societies whose functions are primarily providing attractions for the public (funded primarily through contributions and grants) are included here. Establishments primarily operating museums and art galleries commercially (funded primarily from admissions) are included in Amusement and recreation services, n.e.c. (SIC 7999). Art galleries or art dealers primarily selling to the general public are classified in retail trade.

**Noncommercial arboreta, botanical and zoological gardens (SIC 8421)**—Establishments primarily engaged in the noncommercial operation of arboreta and botanical and zoological gardens. Establishments primarily operating commercial exhibits (funded primarily from admissions) are included in Amusement and recreation services, n.e.c. (SIC 7999).

### **Selected Membership Organizations (SIC's 861, 862, 864, 869)**

This grouping includes organizations operating on a membership basis for the promotion of the interests of the members. Also included are organizations which are not operated on a membership basis, but for the promotion of the interests of a constituency or group of supporters. This grouping does not include establishments operated by membership organizations which are elsewhere classified, such as hotels open to the general public, golf and country clubs, fraternity and sorority houses, and credit unions.

Establishments of religious organizations operated for worship or for promotion of religious activities, such as churches, convents, religion schools and missions, are classified in Religious organizations (SIC 866) and are out of scope of the census. Also excluded are Labor unions and similar labor organizations (SIC 863) and Political organizations (SIC 865).

**Business associations (SIC 861)**—Membership organizations engaged in promoting business interests of their members, such as better business bureaus, boards of trade, chambers of commerce, industrial standards committees, merchants associations, real estate boards, and trade associations. Farmers' cooperative marketing associations are classified in wholesale trade. Security and commodity exchanges are classified in SIC 623 and are out of scope. Civic and social businessmen's clubs are included in Civic, social, and fraternal organizations (SIC 864).

**Professional membership organizations (SIC 862)**—Membership organizations of professional persons for the advancement of the interests of their profession, such as bar associations, engineering associations, and scientific membership organizations.

**Civic, social, and fraternal associations (SIC 864)**—Membership organizations engaged in civic, social, or fraternal activities, such as alumni associations, citizens' associations, fraternities, scout organizations, singing societies, university clubs, veterans' organizations, youth associations, consumer education and public advocacy groups (except organizations primarily engaged in research). Bars and restaurants owned and operated by organizations, for members and guests only, are also classified here. Hotels and lodging houses operated by organizations for members and their guests, including fraternity and sorority houses, are classified in Organization hotels and lodging houses, on membership basis (SIC 704). Membership sports and recreation clubs are classified in SIC 7997.

**Membership organizations, n.e.c. (SIC 869)**—Membership organizations, not elsewhere classified, such as athletic regulatory associations, automobile owners' associations, farm bureaus, historical clubs, and humane societies.

### **Miscellaneous Services (SIC Major Group 89)**

This major group includes establishments engaged in performing services, not elsewhere classified, such as those rendered by engineers, architects, surveyors, accountants, artists, lecturers, and writers, and establishments primarily engaged in noncommercial educational, scientific, and other general welfare research activities.

**Engineering, architectural, and surveying services (SIC 891)**—Establishments primarily performing professional services in the fields of architecture, engineering, and land



surveying. Graphic arts and related design are classified in SIC 7333; drafting services, in SIC 7399; systems engineering or design (not computer related), in SIC 7392; and computer related systems engineering or design, in SIC 7372. Establishments primarily engaged in construction contracting are classified in construction. Landscape architects are classified in agricultural services.

For large geographic areas, data are presented for the following subdivisions of this classification:

1. Architectural services.
2. Engineering services.
3. Surveying services.


**Noncommercial educational, scientific, and research organizations (SIC 892)**—Establishments primarily engaged in noncommercial research into and dissemination of information for public health, education, or general welfare, such as archaeological expeditions, educational research, medical research, and research institutes. Establishments included here operate primarily on funds from endowments, contributions, and grants. Establishments primarily engaged in physical research on a contract or fee (commercial) basis are included in Research and development laboratories (SIC 7391), and those primarily engaged in nonphysical research on a commercial basis are included in Management, consulting, and public relations services (SIC 7392).

**Accounting, auditing, and bookkeeping services (SIC 893)**—Establishments primarily engaged in furnishing accounting, auditing, or bookkeeping services. Such establishments may, as part of providing such service, use

data processing and tabulation techniques, although those techniques do not qualify as primary activities. Establishments primarily providing income tax preparation services for individuals without accounting, auditing, and bookkeeping services are classified in Miscellaneous personal services (SIC 7299).

**Services, n.e.c. (SIC 899)**—Establishments primarily providing services, not elsewhere classified, such as artists (excluding commercial and medical artists), authors, scientific consultants (working on their own account), inventors, lecturers, music arrangers, newspaper columnists, radio commentators, song writers, weather forecasters, and writers. Establishments primarily providing commercial art services are classified in Commercial photography, art, and graphics (SIC 7333); writers of advertising copy who also place advertising with the media are classified in Advertising agencies (SIC 7311); business and management consultants are classified in Management, consulting and public relations services (SIC 7392), engineering consultants in Engineering, architectural, and surveying services (SIC 891); computer consulting in Computer related services, n.e.c. (SIC 7379); and advertising consulting in Advertising agencies (SIC 7311).

There is evidence that among small employer establishments (for which kind-of-business information is obtained from administrative records), many service establishments are classified incorrectly in this industry because there is insufficient information to determine the correct kind-of-business classification. Therefore, the published data probably overstate the number of establishments and level of activity for this category.





# APPENDIX B.

## General Questions



U.S. DEPARTMENT OF COMMERCE  
BUREAU OF THE CENSUS  
FORM

### 1982 CENSUS OF SERVICE INDUSTRIES

O.M.B. APPROVAL NO. 0607-0383 EXPIRES 11/84

**NOTICE** - Response to this inquiry is required by law (title 13, U.S. Code). By the same law, your report to the Census Bureau is confidential. It may be seen only by sworn Census employees and may be used only for statistical purposes. The law also provides that copies retained in your files are immune from legal process.

In correspondence pertaining to this report please refer to this Census File Number (CFN)

Employer Identification (EI) Number

**Please complete this form and RETURN TO**  
**BUREAU OF THE CENSUS**  
 1201 East Tenth Street  
 Jeffersonville, Indiana 47134

**DUE DATE: FEBRUARY 15, 1983**

If you cannot file by the due date, a time extension request should be sent to the above address; please include your 11-digit Census File Number (CFN).

**Note** - Please read the accompanying instructions before answering the questions.

Please correct errors in name, address, and ZIP code. ENTER street and number if not shown.

**Item 1 - EMPLOYER IDENTIFICATION NUMBER**  
 Is the Employer Identification (EI) Number shown in the label the SAME as that used for this establishment on its latest 1982 Employer's Quarterly Federal Tax Return, Treasury Form 941?  
 094 1  YES 2  NO - Enter current EI No. (9 digits)

**Item 4 - ORGANIZATIONAL STATUS**  
 Mark (X) the ONE box which best describes this establishment during 1982.  
 003 1  Individual proprietorship 0  Corporation  
 2  Partnership 9  Other - Specify  
 5  Government - Specify

**Item 2 - PHYSICAL LOCATION OF ESTABLISHMENT**  
 Answer items a, b, c, and d.  
**NOTE:** P.O. boxes or rural routes are not physical locations.  
 a.  Same as shown in mailing label. If different, indicate change.  
 NUMBER AND STREET  
 CITY TOWN VILLAGE ETC STATE ZIP CODE

**Item 5 - TAX STATUS**  
 a. Is this establishment operated on a not-for-profit basis?  
 005 1  YES 2  NO - SKIP to item 6  
 b. Was all or part of the income of this establishment or organization exempt from Federal income taxes under section 501 or 521 of the Internal Revenue Code?  
 004 1  YES 2  NO

b. Is this establishment physically located inside the legal boundaries of the city, town, village, etc.?  
 095 1  YES 2  NO 3  No legal boundaries 4  Don't know  
 c. Type of municipality where physically located  
 096 1  City, village, 2  Town or or borough 3  Other or township don't know  
 d. Name of county where physically located

| HOW TO REPORT DOLLAR FIGURES | Value figures may be reported in dollars or rounded to thousands.                  | Mil-<br>lions<br>(000) | Thou-<br>sands<br>(000) | Dol-<br>lars<br>(000) |
|------------------------------|--|------------------------|-------------------------|-----------------------|
|                              | Example: If a figure is \$1,125,628, report either                                 | 1                      | 126                     |                       |
|                              | <b>Preferred</b> (arrow pointing to 125) <b>Acceptable</b> (arrow pointing to 628) | 1                      | 125                     | 628                   |

**Item 3 - OPERATIONAL STATUS**  
 a. How many months during 1982 did this firm or organization actively operate this establishment?  
 002 Number of months  
 b. Mark (X) the ONE box which best describes this establishment at the end of 1982.  
 001 1  In operation  
 2  Temporarily or seasonally inactive  
 3  Ceased operation - Give date → Month Day Year  
 4  Sold or leased to another operator - Give date at right AND enter name, etc., below  
 NAME OF NEW OWNER OR OPERATOR  
 NUMBER AND STREET  
 CITY STATE ZIP CODE

**Item 6 - DOLLAR VOLUME**

|  | Mil. | Thou. | Dol. |
|--|------|-------|------|
| If the answer to item 5b was "YES," skip to part b; otherwise, complete part a and skip to item 7. | 010  |       |      |
| a. OPERATING RECEIPTS of taxable establishments in 1982  |      |       |      |
| b. REVENUE and EXPENSES of tax-exempt establishments   | 010  |       |      |
| (1) REVENUE in 1982  | 040  |       |      |
| (2) EXPENSES in 1982 (Including payroll)   |      |       |      |

**Item 7 - PAYROLL AND EMPLOYMENT**

|   | Mil. | Thou. | Dol.   |
|---|------|-------|--------|
| a. Payroll in 1982, before deductions   | 030  |       |        |
| (1) Total ANNUAL payroll  | 031  |       |        |
| (2) FIRST QUARTER payroll   |      |       |        |
| b. Employment in 1982   |      |       | Number |
| Number of paid employees for the pay period including March 12, 1982. (Include both full- and part-time employees.) | 032  |       |        |

**Item 8 - KIND OF BUSINESS OR ACTIVITY**  
 Mark (X) the ONE box which best describes the activity that accounted for this establishment's MAJOR portion of receipts or revenue in 1982.  
 (Categories appropriate to individual form)

PENALTY FOR FAILURE TO REPORT

CONTINUE ON PAGE 2 →

(Items 9 through 15 (where applicable) vary by form and contain questions on data such as sources of receipts, hotel rooms, laundry equipment, exported services, theater capacity, and personnel and payroll by type.)

The following items represent the last three items (although item numbers vary) used on all forms.

**NOTE** Answer item 13 only if your Census File Number (CFN), shown in the address label of this report form, begins with a zero.

**Item 13 - OWNERSHIP, CONTROL, AND LOCATIONS OF OPERATION**

a. Is this establishment owned or controlled by another entity? 097 1  YES → 2  NO

ENTER OWNING OR CONTROLLING ENTITY NAME, ADDRESS, AND ZIP CODE

EI No. (9 digits) [ ] - [ ] [ ] [ ] [ ] [ ] [ ] [ ] [ ] [ ]

b. Does this establishment own or control any other entity or entities? 098 1  YES → 2  NO

ENTER OWNED OR CONTROLLED ENTITY NAME, ADDRESS, AND ZIP CODE

EI No. (9 digits) [ ] - [ ] [ ] [ ] [ ] [ ] [ ] [ ] [ ] [ ]

c. How many establishments were operated under the EI Number shown in the address label (or as corrected in item 1) at the end of 1982? → 079

Number

If more than one, provide the physical location address and other information indicated below for each establishment. Continue with same format in item 14 (or attach a separate sheet) if necessary.

| 1                            | NAME, ADDRESS, AND ZIP CODE | 1982                | Mil. | Thou. | Dol. |
|------------------------------|-----------------------------|---------------------|------|-------|------|
|                              |                             | Receipts or revenue | 081  |       |      |
| KIND-OF-BUSINESS DESCRIPTION |                             | Annual payroll      | 082  |       |      |
|                              |                             | Census use          | 088  |       |      |

| 2                            | NAME, ADDRESS, AND ZIP CODE | 1982                | Mil. | Thou. | Dol. |
|------------------------------|-----------------------------|---------------------|------|-------|------|
|                              |                             | Receipts or revenue | 081  |       |      |
| KIND-OF-BUSINESS DESCRIPTION |                             | Annual payroll      | 082  |       |      |
|                              |                             | Census use          | 088  |       |      |

**Item 14 - REMARKS** - Please use this space for any explanations that may be essential in understanding your reported data.

**Item 15 - CERTIFICATION** - This report is substantially accurate and has been prepared in accordance with instructions.

|   |           |                                 |                |                                |
|---|-----------|---------------------------------|----------------|--------------------------------|
| Name of person to contact regarding this report - Print or type |           | Period covered by this report → | FROM: Mo. Year | TO: Mo. Year                   |
| Telephone →   | Area code | Number                          | Extension      | Signature of authorized person |
|   |           |                                 |                | Date                           |

FDRM

U.S. GOVERNMENT PRINTING OFFICE: 1982-559-111/33



# APPENDIX C.

## Kind-of-Business Titles and Reporting-Form Numbers

Listed below are service industries kind-of-business titles and their corresponding reporting-form numbers. Requests for copies of any of these forms, including the inquiries used to classify establishments by kind of business, should be directed to the Business Division, Bureau of the Census, Washington, D.C. 20233.

| SIC code | Title  | Reporting form CB- | SIC code | Title   | Reporting form CB- |
|----------|--|--------------------|----------|---|--------------------|
| 70       | HOTELS, ROOMING HOUSES, CAMPS, AND OTHER LODGING PLACES                |                    | 73       | BUSINESS SERVICES--Con.   |                    |
| 7011 pt. | Hotels, 25 guestrooms or more.....                                     | 7001               | 7392 pt. | Management and administrative services.....                               | 7306               |
| 7011 pt. | Hotels, less than 25 guestrooms.....                                   | 7001               | 7392 pt. | Public relations services.....  | 7306               |
| 7011 pt. | Motels, tourist courts.....  | 7001               | 7392 pt. | Management consulting services.....                                       | 7306               |
| 7011 pt. | Motor hotels.....  | 7001               | 7392 pt. | Economic and sociological research.....                                   | 7306               |
| 702      | Rooming and boarding houses.....                                       | 7002               | 7393 pt. | Detective agencies and guard services.....                                | 7308               |
| 7032     | Sporting and recreational camps.....                                   | 7002               | 7393 pt. | Armored car services.....   | 7308               |
| 7033     | Trailer parks and camp sites for transients....                        | 7002               | 7393 pt. | Burglar and fire alarm systems.....                                       | 7308               |
| 704      | Organization hotels and lodging houses, on membership basis.....       | 7002               | 7394 pt. | Equipment rental.....   | 7307               |
| 72       | PERSONAL SERVICES  |                    | 7394 pt. | Equipment leasing, except finance leasing.....                            | 7307               |
| 7211     | Power laundries, family and commercial.....                            | 7201               | 7394 pt. | Leasing and rental of heavy construction equipment without operators..... | 7307               |
| 7212     | Garment pressing and agents for laundries and dry cleaners.....        | 7201               | 7394 pt. | Rental of heavy construction equipment with operators.....                | 7307               |
| 7213     | Linen supply.....  | 7201               | 7395     | Photofinishing laboratories.....  | 7303               |
| 7214     | Diaper service.....  | 7201               | 7396     | Trading stamp services (sales offices).....                               | 7308               |
| 7215 pt. | Coin-operated laundries and dry-cleaning stores....                    | 7201               | 7397     | Testing laboratories and facilities.....                                  | 7305               |
| 7215 pt. | Coin-operated laundry machine routes.....                              | 7201               | 7399 pt. | Sign painting shops.....  | 7308               |
| 7216     | Dry-cleaning plants, except rug cleaning.....                          | 7201               | 7399 pt. | Interior designing.....   | 7308               |
| 7217     | Carpet and upholstery cleaning.....                                    | 7201               | 7399 pt. | Telephone answering services.....   | 7308               |
| 7218     | Industrial launderers.....   | 7201               | 7399 pt. | Water softening services.....   | 7308               |
| 7219     | Laundry and garment services, n.e.c.....                               | 7201               | 7399 pt. | Packaging and labeling services.....                                      | 7308               |
| 722      | Photographic studios, portrait.....                                    | 7303               | 7399 pt. | Miscellaneous business services, n.e.c.....                               | 7308               |
| 723      | Beauty shops.....  | 7203               | 75       | AUTOMOTIVE REPAIR, SERVICES, AND GARAGES                                  |                    |
| 724      | Barber shops.....  | 7203               | 7512 pt. | Passenger car rental, without drivers.....                                | 7501               |
| 725      | Shoe repair, shoe shine, and hat-cleaning shops....                    | 7203               | 7512 pt. | Passenger car leasing, except finance leasing.....                        | 7501               |
| 726      | Funeral service and crematories.....                                   | 7202               | 7513 pt. | Truck rental, without drivers.....  | 7501               |
| 729 pt.  | Reducing salons and health clubs, except resorts...                    | 7203               | 7513 pt. | Truck leasing, except finance leasing.....                                | 7501               |
| 729 pt.  | Tax preparation services.....  | 7203               | 7513 pt. | Utility trailer and recreational vehicle rental...                        | 7501               |
| 729 pt.  | Other personal services, n.e.c.....                                    | 7203               | 7519     |   |                    |
| 73       | BUSINESS SERVICES  |                    | 7523     | Parking lots.....   | 7502               |
| 7311     | Advertising agencies.....  | 7301               | 7525     | Parking structures.....   | 7502               |
| 7312     | Outdoor advertising services.....                                      | 7301               | 7531     | Top and body repair shops.....  | 7503               |
| 7313     | Radio, TV, publishers' advertising representatives.                    | 7301               | 7534     | Tire retreading and repair shops.....                                     | 7503               |
| 7319     | Advertising, n.e.c.....  | 7301               | 7535     | Paint shops.....  | 7503               |
| 732 pt.  | Adjustment and collection agencies.....                                | 7302               | 7538 pt. | General automotive repair shops, except diesel....                        | 7503               |
| 732 pt.  | Mercantile reporting agencies.....                                     | 7302               | 7538 pt. | Diesel repair shops.....  | 7503               |
| 732 pt.  | Consumer credit reporting agencies.....                                | 7302               | 7539 pt. | Auto electrical and fuel system services.....                             | 7503               |
| 7331     | Direct mail advertising services.....                                  | 7308               | 7539 pt. | Radiator repair.....  | 7503               |
| 7332     | Blueprinting and photocopying services.....                            | 7308               | 7539 pt. | Glass replacement and repair.....   | 7503               |
| 7333 pt. | Commercial photography.....  | 7303               | 7539 pt. | Brake, front end, and wheel alignment.....                                | 7503               |
| 7333 pt. | Commercial art.....  | 7303               | 7539 pt. | Exhaust system services (muffler shops).....                              | 7503               |
| 7333 pt. | Graphic arts and related design and commercial photography, n.e.c..... | 7303               | 7539 pt. | Transmission repair shops.....  | 7503               |
| 7339     | Stenographic services; and reproduction services, n.e.c.....           | 7308               | 7542     | Other automotive repair shops, n.e.c.....                                 | 7503               |
| 7341     | Window cleaning.....   | 7308               | 7549     | Car washes.....   | 7503               |
| 7342     | Disinfecting and exterminating services.....                           | 7308               | 76       | MISCELLANEOUS REPAIR SERVICES   |                    |
| 7349     | Cleaning and maintenance services, n.e.c.....                          | 7308               | 7622     | Radio and TV repair shops.....  | 7600               |
| 735      | News syndicates.....   | 7308               | 7623     | Refrigeration and air-conditioning repair shops.....                      | 7600               |
| 7361     | Employment agencies.....   | 7308               | 7629     | Electrical and electronic repair shops, n.e.c.....                        | 7600               |
| 7362 pt. | Office help supply services.....                                       | 7308               | 763      | Watch, clock, and jewelry repair.....                                     | 7600               |
| 7362 pt. | Help supply, except office workers.....                                | 7308               | 764      | Reupholstery and furniture repair.....                                    | 7600               |
| 7369     | Facilities management services.....                                    | 7308               | 7692     | Welding repair.....   | 7600               |
| 7372     | Computer programming and other software services...                    | 7304               | 7694     | Armature rewinding shops.....   | 7600               |
| 7374 pt. | Data processing services, except facilities management.....            | 7304               | 7699 pt. | Farm machinery and equipment repair shops.....                            | 7600               |
| 7374 pt. | Computer facilities management.....                                    | 7304               | 7699 pt. | Lawnmower, saw, knife, tool sharpening and repair.....                    | 7600               |
| 7379     | Computer related services, n.e.c.....                                  | 7304               | 7699 pt. | Sewer and septic tank cleaning services.....                              | 7600               |
| 7391     | Research and development laboratories.....                             | 7305               | 7699 pt. | Other repair and related services, n.e.c.....                             | 7600               |

| SIC code | Title   | Reporting form CB- | SIC code  | Title  | Reporting form CB- |
|----------|---|--------------------|-----------|--|--------------------|
| 78       | MOTION PICTURES   |                    | 80        | HEALTH SERVICES, EXCEPT HOSPITALS--Con.                                    |                    |
| 7813     | Motion picture production, except for TV.....                                       | 7801               | 8051      | Skilled nursing care facilities.....                                       | 8004               |
| 7814     | Motion picture, tape production for TV.....   | 7801               | 8059      | Nursing and personal care facilities, n.e.c.....                           | 8004               |
| 7819     | Services allied to motion picture production.....                                   | 7802               | 8071      | Medical laboratories.....  | 8003               |
| 7823     | Motion picture film exchanges.....  | 7801               | 8072      | Dental laboratories.....   | 8003               |
| 7824     | Film or tape distribution for TV.....   | 7801               | 808       | Outpatient care facilities.....  | 8004               |
| 7829     | Services allied to motion picture distribution.....                                 | 7802               | 809       | Health and allied services, n.e.c.....                                     | 8004               |
| 7832     | Motion picture theaters, except drive-in.....                                       | 7803               |           |  |                    |
| 7833     | Drive-in motion picture theaters.....   | 7803               | 81        | LEGAL SERVICES   |                    |
| 79       | AMUSEMENT AND RECREATION SERVICES, EXCEPT MOTION PICTURES                           |                    | 81 pt.    | Offices of lawyers.....  | 8100               |
|          |   |                    | 81 pt.    | Legal aid societies and similar legal services.....                        | 8100               |
| 791 pt.  | Public dance halls or ballrooms.....  | 7905               |           |  |                    |
| 791 pt.  | Dance schools, including children's and professionals'.....                         | 7905               | 823, 4, 9 | SELECTED EDUCATIONAL SERVICES  |                    |
| 7922 pt. | Producers of live theatrical productions.....                                       | 7901               | 823       | Libraries and information centers.....                                     | 8200               |
| 7922 pt. | Producers of radio and TV shows, except tape.....                                   | 7901               | 8241      | Correspondence schools.....  | 8200               |
| 7922 pt. | Artists' and entertainers' managers or agents, concert bureaus, booking agents..... | 7901               | 8243      | Data processing schools.....   | 8200               |
| 7922 pt. | Other theatrical services.....  | 7901               | 8244      | Business and secretarial schools.....                                      | 8200               |
| 7929 pt. | Dance groups and artists.....   | 7901               | 8249      | Vocational schools, except vocational high schools, n.e.c.....             | 8200               |
| 7929 pt. | Symphony orchestras, opera companies, and chamber music organizations.....          | 7901               | 829       | Schools and educational services, n.e.c.....                               | 8200               |
| 7929 pt. | Other music and entertainment presentations.....                                    | 7901               | 83        | SOCIAL SERVICES  |                    |
| 7932     | Billiard and pool establishments.....   | 7902               | 832       | Individual and family social services.....                                 | 8300               |
| 7933     | Bowling alleys.....   | 7902               | 833       | Job training and vocational rehabilitation services.....                   | 8300               |
| 7941 pt. | Baseball clubs.....   | 7902               | 835       | Child day care services.....   | 8300               |
| 7941 pt. | Football clubs.....   | 7902               | 836       | Residential care.....  | 8300               |
| 7941 pt. | Other professional sports clubs.....  | 7902               | 839       | Social services, n.e.c.....  | 8300               |
| 7941 pt. | Managers and promoters.....   | 7902               |           |  |                    |
| 7948 pt. | Auto racetrack operation.....   | 7902               | 84        | NONCOMMERCIAL MUSEUMS, ART GALLERIES, AND BOTANICAL AND ZOOLOGICAL GARDENS |                    |
| 7948 pt. | Horse racetrack operation.....  | 7902               | 8411      | Noncommercial museums and art galleries.....                               | 7904               |
| 7948 pt. | Dog racetrack operation.....  | 7902               | 8421      | Noncommercial arboreta, botanical, and zoological gardens.....             | 7904               |
| 7948 pt. | Racing stables and racing, n.e.c.....   | 7902               |           |  |                    |
| 7992     | Public golf courses.....  | 7905               |           |  |                    |
| 7993     | Coin-operated amusement device operators.....                                       | 7905               | 86        | SELECTED MEMBERSHIP ORGANIZATIONS  |                    |
| 7996     | Amusement parks.....  | 7902               | 861       | Business associations.....   | 8600               |
| 7997     | Membership sports and recreation clubs.....   | 7903               | 862       | Professional membership organizations.....                                 | 8600               |
| 7999 pt. | Concession operators of amusement devices, rides... Carnivals and circuses.....     | 7905               | 864       | Civic, social, and fraternal associations.....                             | 8600               |
| 7999 pt. | Fairs.....  | 7905               | 869       | Membership organizations, n.e.c.....                                       | 8600               |
| 7999 pt. | Commercial museums, art galleries, and botanical and zoological gardens.....        | 7904               |           |  |                    |
| 7999 pt. | Roller skating rinks.....   | 7905               | 89        | MISCELLANEOUS SERVICES   |                    |
| 7999 pt. | Ice skating rinks.....  | 7905               | 891 pt.   | Architectural services.....  | 8901               |
| 7999 pt. | Other amusement and recreation services, n.e.c.....                                 | 7905               | 891 pt.   | Engineering services.....  | 8901               |
|          |   |                    | 891 pt.   | Surveying services.....  | 8901               |
| 80       | HEALTH SERVICES, EXCEPT HOSPITALS   |                    | 892       | Noncommercial educational, scientific, and research organizations.....     | 7305               |
| 801      | Offices of physicians.....  | 8001               | 893       | Accounting, auditing, and bookkeeping services.....                        | 8902               |
| 802      | Offices of dentists.....  | 8002               | 899       | Services, n.e.c.....   | 8902               |
| 803      | Offices of osteopathic physicians.....  | 8001               |           |  |                    |
| 8041     | Offices of chiropractors.....   | 8001               |           |  |                    |
| 8042     | Offices of optometrists.....  | 8001               |           |  |                    |
| 8049     | Offices of health practitioners, n.e.c.....   | 8001               |           |  |                    |



# APPENDIX D.

## Standard Metropolitan Statistical Areas

[Titles and definitions shown for SMSA's are those established by the Office of Management and Budget, as of January 1982]

### Standard Metropolitan Statistical Areas

---

SMSA and definition

---

**Eugene-Springfield, Oreg.**  
Lane County, Oreg.


**Medford, Oreg.<sup>1</sup>**  
Jackson County, Oreg.

**Portland, Oreg.-Wash.**  
Clackamas County, Oreg.  
Multnomah County, Oreg.  
Washington County, Oreg.  
Clark County, Wash.

**Salem, Oreg.**  
Marion County, Oreg.  
Polk County, Oreg.

---

<sup>1</sup>New SMSA since 1977 Economic Censuses.





# APPENDIX E.

## Percent of Receipts/Revenue Based on Administrative Records and Estimation for the State: 1982

**Table E-1. Firms Subject to Federal Income Tax**

[Includes only establishments with payroll. For meaning of abbreviations and symbols, and for more information on reliability of data, see introductory text]

| SIC code   | Kind of business or operation                                     | Percent of receipts†—                    |                        | SIC code            | Kind of business or operation  | Percent of receipts†—                    |                        |
|------------|---|--|------------------------|---------------------|--|--|------------------------|
|            |   | From administrative records <sup>1</sup> | Estimated <sup>2</sup> |                     |  | From administrative records <sup>1</sup> | Estimated <sup>2</sup> |
|            | <b>Total</b> .....  | <b>1</b>                                 | <b>1</b>               | <b>73</b>           | <b>Business services—Con.</b>  |  |                        |
| <b>70</b>  | <b>Hotels, motels, and other lodging places</b> .....             | <b>1</b>                                 | <b>1</b>               | 7394                | Equipment rental and leasing services .....                                | 1  | 1                      |
|            | Hotels, motor hotels, and motels .....                            | 1  | 1                      | 7394 pt.            | Equipment rental .....   | 1  | 1                      |
| 7011       | Hotels .....  | 0  | 0                      | 7394 pt.            | Equipment leasing, except finance leasing .....                            | 1  | 0                      |
| 7011 pt.   | Hotels, 25 guestrooms or more .....                               | 0  | 0                      | 7394 pt.            | Leasing and rental of heavy construction equipment without operators ..... | 1  | 3                      |
| 7011 pt.   | Hotels, less than 25 guestrooms .....                             | 1  | 1                      | 7394 pt.            | Rental of heavy construction equipment with operators .....                | 0  | 1                      |
| 7011 pt.   | Motels, motor hotels, and tourist courts .....                    | 1  | 1                      | Other 73            | Other business services .....  | 1  | 1                      |
| 7011 pt.   | Motels, tourist courts .....                                      | 2  | 2                      | 732                 | Credit reporting, collection agencies .....                                | 1  | 1                      |
| 7011 pt.   | Motor hotels .....  | 0  | 0                      | 732 pt.             | Adjustment and collection agencies .....                                   | 1  | 1                      |
| 702, 3, 4  | Other lodging places .....  | 1  | 2                      | 732 pt.             | Mercantile reporting agencies .....  | (D)                                      | (D)                    |
| 703        | Trailing parks and camps .....                                    | 1  | 1                      | 732 pt.             | Consumer credit reporting agencies .....                                   | (D)                                      | (D)                    |
| 7032       | Sporting and recreational camps .....                             | 1  | 1                      | 732 pt.             |  |  |                        |
| 7033       | Trailing parks and camp sites for transients .....                | 1  | 2                      | 7331                | Direct mail advertising services .....                                     | 2  | 3                      |
| 702, 4     | Rooming, boarding, and membership lodging .....                   | 0  | 3                      | 7332                | Blueprinting and photocopying services .....                               | 3  | 2                      |
| 702        | Rooming and boarding houses .....                                 | 1  | 2                      | 7333                | Commercial photography, art, and graphics .....                            | 2  | 1                      |
| 704        | Organization hotels and lodging houses, on membership basis ..... | 0  | 5                      | 7333 pt.            | Commercial photography .....   | 1  | 1                      |
|            |   |  |                        | 7333 pt.            | Commercial art .....   | 0  | 1                      |
| <b>72</b>  | <b>Personal services</b> .....                                    | <b>1</b>                                 | <b>1</b>               | 7333 pt.            | Graphic arts and related design and commercial photography, n.e.c. .....   | 2  | 1                      |
| 721        | Laundry, cleaning, and garment services .....                     | 1  | 0                      | 7339                | Stenographic services; and reproduction services, n.e.c. .....             | 1  | 2                      |
| 7215       | Coin-operated laundries and dry cleaning .....                    | 1  | 1                      | 736                 | Personnel supply services .....  | 1  | 1                      |
| 7215 pt.   | Coin-operated laundries and dry-cleaning stores .....             | (D)                                      | (D)                    | 7361                | Employment agencies .....  | 3  | 1                      |
| 7215 pt.   | Coin-operated laundry machine routes .....                        | (D)                                      | (D)                    | 7362                | Help supply services .....   | 0  | 1                      |
| 7215 ex.   | Other laundry, cleaning, and garment services .....               | 0  | 0                      | 7362 pt.            | Office help supply services .....  | 0  | 1                      |
| 7215       |   |  |                        | 7362 pt.            | Help supply, except office workers .....                                   | 0  | 0                      |
| 7211       | Power laundries, family and commercial* .....                     | 1  | 1                      | 7369                | Facilities management services .....                                       | 0  | 0                      |
| 7216       | Dry-cleaning plants, except rug cleaning* .....                   | 1  | 1                      | 7391                | Research and development laboratories .....                                | 0  | 2                      |
| Other 721  | Laundry and cleaning services, n.e.c.* .....                      | 0  | 0                      | 7397                | Testing laboratories and facilities .....                                  | 1  | 0                      |
| 7212       | Garment pressing and agents for laundries and dry cleaners .....  | 0  | 3                      | 7393                | Detective agencies and protective services .....                           | 0  | 0                      |
| 7213       | Linen supply* .....   | 0  | 0                      | 7393 pt.            | Detective agencies and guard services .....                                | 0  | 0                      |
| 7217       | Carpet and upholstery cleaning .....                              | 2  | 2                      | 7393 pt.            | Armored car services .....   | (D)                                      | (D)                    |
| 7218       | Industrial launderers* .....                                      | 0  | 0                      | 7393 pt.            | Burglar and fire alarm systems .....                                       | (D)                                      | (D)                    |
| 7214, 9    | Other laundry, garment services, including diaper* .....          | 2  | 0                      | 7395                | Photofinishing laboratories* .....   | 0  | 1                      |
| 7214       | Diaper service* .....   | 2  | 0                      | 7399 pt.            | Sign painting shops .....  | 4  | 1                      |
| 7219       | Laundry and garment services, n.e.c. .....                        | 1  | 1                      | 7399 pt.            | Interior designing .....   | 2  | 3                      |
|            |   |  |                        | 7399 pt.            | Telephone answering services .....   | 0  | 1                      |
| <b>722</b> | <b>Photographic studios, portrait</b> .....                       | <b>2</b>                                 | <b>1</b>               | 735, 7396, 7399 pt. | Other business services, n.e.c. .....                                      | 1  | 2                      |
| 723, 4     | Beauty and barber shops .....                                     | 2  | 2                      | 735                 | News syndicates .....  | (D)                                      | (D)                    |
| 723        | Beauty shops .....  | 2  | 2                      | 7396                | Trading stamp services (sales offices) .....                               | 0  | 0                      |
| 724        | Barber shops .....  | 2  | 1                      | 7399 pt.            | Water softening services .....   | 4  | 0                      |
| 725        | Shoe repair, shoe shine, and hat-cleaning shops .....             | 1  | 0                      | 7399 pt.            | Packaging and labeling services .....                                      | (D)                                      | (D)                    |
| 726        | Funeral service and crematories .....                             | 0  | 0                      | 7399 pt.            | Miscellaneous business services, n.e.c. .....                              | 1  | 2                      |
| 729        | Miscellaneous personal services .....                             | 1  | 3                      | <b>75</b>           | <b>Automotive repair, services, and garages</b> .....                      | <b>1</b>                                 | <b>1</b>               |
| 729 pt.    | Reducing salons and health clubs, except resorts .....            | 1  | 5                      | 751                 | Automotive rental and leasing, without drivers .....                       | 0  | 0                      |
| 729 pt.    | Tax preparation services .....                                    | 1  | 3                      | 751 pt.             | Passenger car rental, without drivers .....                                | 0  | 0                      |
| 729 pt.    | Other personal services, n.e.c. .....                             | 2  | 2                      | 751 pt.             | Passenger car leasing, except finance leasing .....                        | (D)                                      | (D)                    |
|            |   |  |                        | 7519                | Truck rental, without drivers .....  | 0  | 0                      |
| <b>73</b>  | <b>Business services</b> .....                                    | <b>1</b>                                 | <b>1</b>               | 7519                | Truck leasing, except finance leasing .....                                | 0  | 0                      |
| 731        | Advertising .....   | 0  | 1                      | 752                 | Utility trailer and recreational vehicle rental .....                      | (D)                                      | (D)                    |
| 7311       | Advertising agencies .....  | 0  | 1                      | 7523                | Automobile parking .....   | 0  | 1                      |
| 7312       | Outdoor advertising services .....                                | (D)                                      | (D)                    | 7525                | Parking lots .....   | (D)                                      | (D)                    |
| 7313       | Radio, TV, publishers' advertising representatives .....          | 0  | 0                      | 753                 | Parking structures .....   | (D)                                      | (D)                    |
| 7319       | Advertising, n.e.c. .....   | (D)                                      | (D)                    | 7538                | Automotive repair shops .....  | 1  | 1                      |
| 734        | Services to dwellings and other buildings .....                   | 2  | 2                      | 7538 pt.            | General automotive repair shops .....                                      | 1  | 1                      |
| 7341       | Window cleaning .....   | 3  | 0                      | 7538 pt.            | General automotive repair shops, except diesel .....                       | 2  | 1                      |
| 7342       | Disinfecting and exterminating services .....                     | 1  | 0                      | 7538 pt.            | Diesel repair shops .....  | 1  | 1                      |
| 7349       | Cleaning and maintenance services, n.e.c. .....                   | 2  | 2                      | 7531                | Top and body repair shops .....  | 1  | 1                      |
| 737        | Computer and data processing services .....                       | 0  | 1                      | 7534, 5, 9          | Other automotive repair shops .....  | 1  | 1                      |
| 7372       | Computer programming and other software services .....            | 0  | 1                      | 7534                | Tire retreading and repair shops .....                                     | 0  | 1                      |
| 7374       | Data processing services .....                                    | 0  | 2                      | 7535                | Paint shops .....  | 2  | 1                      |
| 7374 pt.   | Data processing services, except facilities management .....      | (D)                                      | (D)                    | 7539 pt.            | Auto electrical and fuel system services .....                             | 1  | 0                      |
| 7374 pt.   | Computer facilities management .....                              | (D)                                      | (D)                    | 7539 pt.            | Radiator repair .....  | 1  | 0                      |
| 7379       | Computer related services, n.e.c. .....                           | 1  | 1                      | 7539 pt.            | Glass replacement and repair .....   | 1  | 1                      |
| 7392       | Management, consulting, and public relations services .....       | 1  | 1                      | 7539 pt.            | Brake, front end, and wheel alignment .....                                | 1  | 0                      |
| 7392 pt.   | Management and administrative services .....                      | 0  | 2                      | 7539 pt.            | Exhaust system services (muffler shops) .....                              | 1  | 2                      |
| 7392 pt.   | Public relations services .....                                   | 5  | 2                      | 7539 pt.            | Transmission repair shops .....  | 1  | 1                      |
| 7392 pt.   | Management consulting services .....                              | 1  | 1                      | 754                 | Other automotive repair shops, n.e.c. .....                                | 3  | 1                      |
| 7392 pt.   | Economic and sociological research .....                          | 5  | 3                      | 7542                | Automotive services, except repair .....                                   | 2  | 1                      |
| 7392 pt.   | Consulting services, n.e.c. .....                                 | 2  | 2                      | 7549                | Car washes .....   | 2  | 1                      |
|            |   |  |                        |                     | Other automotive services .....  | 1  | 1                      |

See footnotes at end of table.

**Table E-1. Firms Subject to Federal Income Tax—Con.**

[Includes only establishments with payroll. For meaning of abbreviations and symbols, and for more information on reliability of data, see introductory text]

| SIC code      | Kind of business or operation  | Percent of receipts†—        |            | SIC code         | Kind of business or operation   | Percent of receipts†—        |            |
|---------------|--|------------------------------|------------|------------------|---|------------------------------|------------|
|               |  | From administrative records¹ | Estimated² |                  |   | From administrative records¹ | Estimated² |
| 76            | Miscellaneous repair services -----  | 2                            | 1          | 78, 79           | Amusement and recreation services, including motion pictures—Con.             |                              |            |
| 762           | Electrical and electronic repair shops -----   | 2                            | 1          | 79 ex. 792, 3    | Commercial sports and other amusement and recreation services—Con.            |                              |            |
| 7622          | Radio and TV repair shops -----  | 2                            | 1          | 79 ex. 792, 3, 4 | Other amusement and recreation services -----                                 | 2                            | 1          |
| 7623, 9       | Other electrical and electronic repair shops -----                                       | 2                            | 1          | 791              | Dance halls, studios, and schools -----                                       | 1                            | 2          |
| 7623          | Refrigeration and air-conditioning repair shops -----                                    | 6                            | 1          | 791 pt.          | Public dance halls or ballrooms -----   | (D)                          | (D)        |
| 7629          | Electrical and electronic repair shops, n.e.c. ---                                       | 1                            | 1          | 791 pt.          | Dance schools, including children's and professionals' -----                  | (D)                          | (D)        |
| 764           | Reupholstery and furniture repair -----  | 4                            | 1          | 7992             | Public golf courses -----   | 0                            | 2          |
|               |  |                              |            | 7993             | Coin-operated amusement device operators ----                                 | 0                            | 1          |
|               |  |                              |            | 7996             | Amusement parks -----   | 3                            | 0          |
|               |  |                              |            | 7997             | Membership sports and recreation clubs -----                                  | 1                            | 1          |
| 763, 9        | Other repair shops and related services -----  | 2                            | 1          | 7999             | Amusement and recreation services, n.e.c.-----                                | 3                            | 1          |
| 763           | Watch, clock, and jewelry repair -----   | 0                            | 3          | 7999 pt.         | Concession operators of amusement devices, rides -----                        | 0                            | 3          |
| 769           | Miscellaneous repair and related services -----  | 2                            | 1          | 7999 pt.         | Carnivals, circuses, and fairs -----  | 0                            | 0          |
| 7692          | Welding repair -----   | 3                            | 1          | 7999 pt.         | Carnivals and circuses -----  | (D)                          | (D)        |
| 7694          | Armature rewinding shops -----   | 1                            | 0          | 7999 pt.         | Fairs -----   | (D)                          | (D)        |
| 7699          | Repair shops and related services, n.e.c. -----  | 2                            | 1          | 7999 pt.         | Other commercial recreation and amusements -----                              | 3                            | 1          |
| 7699 pt.      | Farm machinery and equipment repair shops -----  | 5                            | 2          | 7999 pt.         | Commercial museums, art galleries, and botanical and zoological gardens ----- | (D)                          | (D)        |
| 7699 pt.      | Lawnmower, saw, knife, tool sharpening and repair -----                                  | 2                            | 1          | 7999 pt.         | Roller skating rinks -----  | 0                            | 0          |
| 7699 pt.      | Sewer and septic tank cleaning services -----  | 0                            | 2          | 7999 pt.         | Ice skating rinks -----   | (D)                          | (D)        |
| 7699 pt.      | Other repair and related services, n.e.c. -----  | 2                            | 2          | 7999 pt.         | Other amusement and recreation services, n.e.c. -----                         | 4                            | 1          |
| 78, 79        | Amusement and recreation services, including motion pictures -----                       | 1                            | 1          | 80, ex. 806      | Health services, except hospitals -----                                       | 1                            | 1          |
|               |  |                              |            | 801              | Offices of physicians -----   | 1                            | 1          |
| 781, 2        | Motion picture production, distribution, and services -----                              | 0                            | 0          | 802              | Offices of dentists -----   | 1                            | 1          |
| 7813          | Motion picture production, except for TV -----   | (D)                          | (D)        | 803              | Offices of osteopathic physicians -----                                       | 1                            | 1          |
| 7814          | Motion picture, tape production for TV -----   | 0                            | 1          | 8041             | Offices of chiropractors -----  | 1                            | 1          |
| 7819          | Services allied to motion picture production -----                                       | 0                            | 0          | 8042             | Offices of optometrists -----   | 1                            | 1          |
| 7823          | Motion picture film exchanges -----  | 0                            | 0          | 805              | Nursing and personal care facilities -----                                    | 0                            | 1          |
| 7824          | Film or tape distribution for TV -----   | (D)                          | (D)        | 8051             | Skilled nursing care facilities -----   | 0                            | 1          |
| 7829          | Services allied to motion picture distribution -----                                     | (D)                          | (D)        | 8059             | Nursing and personal care facilities, n.e.c. -----                            | 0                            | 0          |
|               |  |                              |            | 8049, 807, 8, 9  | Other health services -----   | 1                            | 1          |
| 783           | Motion picture theaters -----  | 0                            | 0          | 807              | Medical and dental laboratories -----   | 1                            | 1          |
| 7832          | Motion picture theaters, except drive-in -----   | 0                            | 0          | 8071             | Medical laboratories -----  | 1                            | 1          |
| 7833          | Drive-in motion picture theaters -----   | 0                            | 0          | 8072             | Dental laboratories -----   | 1                            | 1          |
|               |  |                              |            | 8049, 808, 9     | Other health services, n.e.c. -----   | 1                            | 1          |
| 792           | Producers, orchestras, and entertainers -----  | 0                            | 1          | 8049             | Offices of health practitioners, n.e.c. -----                                 | 2                            | 0          |
| 7922          | Theatrical producers (except motion picture) and miscellaneous theatrical services ----- | 0                            | 1          | 808              | Outpatient care facilities -----  | 1                            | 2          |
| 7922 pt.      | Producers of live theatrical productions -----   | (D)                          | (D)        | 809              | Health and allied services, n.e.c. -----                                      | 1                            | 1          |
| 7922 pt.      | Producers of radio and TV shows, except tape -----                                       | 0                            | 0          | 81               | Legal services -----  | 1                            | 1          |
| 7922 pt.      | Artists' and entertainers' managers or agents, concert bureaus, booking agents -----     | (D)                          | (D)        | 823, 4, 9        | Selected educational services -----   | 0                            | 0          |
| 7922 pt.      | Other theatrical services -----  | 0                            | 4          | 823              | Libraries and information centers -----                                       | 0                            | 0          |
| 7929          | Bands, orchestras, actors, and other entertainers and entertainment groups -----         | 0                            | 0          | 824              | Correspondence schools and vocational schools ---                             | 0                            | 0          |
| 7929 pt.      | Dance groups and artists -----   | (D)                          | (D)        | 8241             | Correspondence schools -----  | (D)                          | (D)        |
| 7929 pt.      | Symphony orchestras, opera companies, and chamber music organizations -----              | (D)                          | (D)        | 8243             | Data processing schools -----   | (D)                          | (D)        |
| 7929 pt.      | Other music and entertainment presentations ---  | 0                            | 1          | 8244             | Business and secretarial schools -----  | (D)                          | (D)        |
|               |  |                              |            | 8249             | Vocational schools, except vocational high schools, n.e.c. -----              | 0                            | 0          |
| 793           | Bowling alleys and billiards and pool establishments -----                               | 2                            | 2          | 829              | Schools and educational services, n.e.c. -----                                | 2                            | 1          |
| 7932          | Billiard and pool establishments -----   | 7                            | 0          | 891              | Engineering, architectural, and surveying services -----                      | 1                            | 0          |
| 7933          | Bowling alleys -----   | 2                            | 2          | 891 pt.          | Architectural services -----  | 1                            | 0          |
|               |  |                              |            | 891 pt.          | Engineering services -----  | 0                            | 1          |
|               |  |                              |            | 891 pt.          | Surveying services -----  | 1                            | 0          |
| 79 ex. 792, 3 | Commercial sports and other amusement and recreation services -----                      | 1                            | 1          | 893              | Accounting, auditing, and bookkeeping services ---                            | 2                            | 1          |
| 794           | Commercial sports -----  | 0                            | 4          | 83, 892, 9       | Social and other services -----   | 3                            | 2          |
| 7941          | Professional sports clubs, managers, promoters -----                                     | 0                            | 0          | 83               | Social services -----   | 2                            | 2          |
| 7941 pt.      | Baseball clubs -----   | (D)                          | (D)        | 835              | Child day care services -----   | 3                            | 3          |
| 7941 pt.      | Football clubs -----   | 0                            | 0          | 832, 3, 6, 9     | Other social services -----   | 2                            | 2          |
| 7941 pt.      | Other professional sports clubs -----  | (D)                          | (D)        | 832              | Individual and family social services -----                                   | 1                            | 2          |
| 7941 pt.      | Managers and promoters -----   | (D)                          | (D)        | 833              | Job training and vocational rehabilitation services -----                     | 0                            | 0          |
| 7948          | Racing, including track operation -----  | 0                            | 6          | 836              | Residential care -----  | 3                            | 3          |
| 7948 pt.      | Auto race track operation -----  | (D)                          | (D)        | 839              | Social services, n.e.c. -----   | 7                            | 0          |
| 7948 pt.      | Horse race track operation -----   | (D)                          | (D)        | 892, 9           | Other services -----  | 6                            | 1          |
| 7948 pt.      | Dog race track operation -----   | (D)                          | (D)        | 892              | Noncommercial educational, scientific, and research organizations -----       | 5                            | 4          |
| 7948 pt.      | Racing stables and racing, n.e.c. -----  | (D)                          | (D)        | 899              | Services, n.e.c. -----  | 6                            | 0          |

‡ Coverage symbols: 0—Less than 10 percent; 1—10 to 19 percent; 2—20 to 29 percent; 3—30 to 39 percent; 4—40 to 49 percent; 5—50 to 59 percent; 6—60 to 69 percent; 7—70 to 79 percent; 8—80 to 89 percent; 9—90 percent or more.

¹Includes receipts information obtained from administrative records of other Federal agencies.

²Includes receipts information which was imputed based on historic company ratios or administrative records, or on industry averages.



**Table E-2. Firms Exempt From Federal Income Tax**


[Includes only establishments with payroll. For meaning of abbreviations and symbols, and for more information on reliability of data, see introductory text]

| SIC code                | Kind of business or operation  | Percent of revenue ‡—                    |                        | SIC code            | Kind of business or operation   | Percent of revenue ‡—                    |                        |
|-------------------------|--|--|------------------------|---------------------|---|--|------------------------|
|                         |  | From administrative records <sup>1</sup> | Estimated <sup>2</sup> |                     |   | From administrative records <sup>1</sup> | Estimated <sup>2</sup> |
|                         | <b>Total</b> -----   | 0  | 1                      | <b>805, 8, 9</b>    | <b>Selected health services</b> -----   | 0  | 0                      |
| 7011 pt., 7032, 704     | <b>Hotels, camps, and membership lodging</b> -----                                       | 2  | 2                      | 805                 | Nursing and personal care facilities -----  | 0  | 0                      |
| 7011 pt.                | Hotels -----   | 0  | 0                      | 8051                | Skilled nursing care facilities -----   | 1  | 0                      |
| 7032                    | Sporting and recreational camps -----  | 0  | 2                      | 8059                | Nursing and personal care facilities, n.e.c. -----                                  | 0  | 0                      |
| 704                     | Organization hotels and lodging houses, on membership basis -----                        | 2  | 2                      | 808                 | Outpatient care facilities -----  | 0  | 1                      |
|                         |  |  |                        | 809                 | Health and allied services, n.e.c. -----  | 0  | 0                      |
| 7391, 2, 7              | <b>Research, testing, and consulting services</b> -----                                  | (D)                                      | (D)                    | 81                  | <b>Legal aid societies and similar legal services</b> -----                         | (D)                                      | (D)                    |
| 7391                    | Research and development laboratories -----  | (D)                                      | (D)                    | <b>823, 4, 9</b>    | <b>Selected educational services</b> -----  | 0  | 2                      |
| 7392                    | Management, consulting, and public relations services -----                              | (D)                                      | (D)                    | 823                 | Libraries and information centers -----   | (D)                                      | (D)                    |
| 7397                    | Testing laboratories and facilities -----  | (D)                                      | (D)                    | 824                 | Correspondence schools and vocational schools -----                                 | (D)                                      | (D)                    |
|                         |  |  |                        | 8241, 9             | Correspondence and vocational schools, except vocational high schools, n.e.c. ----- | (D)                                      | (D)                    |
| 792, 7997, 7999 pt., 84 | <b>Selected amusement, recreation, and related services</b> -----                        | 0  | 0                      | 8243, 4             | Data processing, business, and secretarial schools -----                            | 0  | 0                      |
| 792                     | Producers, orchestras, and entertainers -----  | 0  | 0                      | 829                 | Schools and educational services, n.e.c. -----                                      | 1  | 4                      |
| 7922                    | Theatrical producers (except motion picture) and miscellaneous theatrical services ----- | 0  | 0                      | 83                  | <b>Social services</b> -----  | 0  | 2                      |
| 7929                    | Bands, orchestras, actors, and other entertainers and entertainment groups -----         | 0  | 0                      | 835                 | Child day care services -----   | 0  | 2                      |
|                         |  |  |                        | 832, 3, 6, 9        | Other social services -----   | 0  | 2                      |
| 7999 pt., 84            | Museums, art galleries, and botanical and zoological gardens -----                       | 0  | 0                      | 832                 | Individual and family social services -----   | 1  | 1                      |
| 7999 pt.                | Commercial museums, art galleries, and botanical and zoological gardens -----            | 0  | 0                      | 833                 | Job training and vocational rehabilitation services -----                           | 0  | 2                      |
| 84                      | Noncommercial museums, art galleries, and botanical and zoological gardens -----         | 0  | 0                      | 836                 | Residential care -----  | 0  | 1                      |
| 8411                    | Noncommercial museums and art galleries -----  | (D)                                      | (D)                    | 839                 | Social services, n.e.c. -----   | 0  | 2                      |
| 8421                    | Noncommercial arboreta, botanical and zoological gardens -----                           | (D)                                      | (D)                    | <b>861, 2, 4, 9</b> | <b>Selected membership organizations</b> -----                                      | 1  | 1                      |
|                         |  |  |                        | 861                 | Business associations -----   | 1  | 1                      |
| 7997                    | Membership sports and recreation clubs -----   | 1  | 1                      | 864                 | Civic, social, and fraternal associations -----                                     | 1  | 2                      |
| 7999 pt.                | Fairs -----  | 0  | 1                      | 862, 9              | Other membership organizations -----  | 0  | 2                      |
|                         |  |  |                        | 862                 | Professional membership organizations -----   | 1  | 1                      |
|                         |  |  |                        | 869                 | Membership organizations, n.e.c. -----  | 0  | 2                      |
|                         |  |  |                        | <b>892</b>          | <b>Noncommercial educational, scientific, and research organizations</b> -----      | 0  | 0                      |

‡ Coverage symbols: 0—Less than 10 percent; 1—10 to 19 percent; 2—20 to 29 percent; 3—30 to 39 percent; 4—40 to 49 percent; 5—50 to 59 percent; 6—60 to 69 percent; 7—70 to 79 percent; 8—80 to 89 percent; 9—90 percent or more.

<sup>1</sup>Includes revenue information obtained from administrative records of other Federal agencies.

<sup>2</sup>Includes revenue information which was imputed based on historic company ratios or administrative records, or on industry averages.





## APPENDIX F. Geographic Notes

**Albany** is in Benton and Linn Counties.

**Lake Oswego** is in Clackamas, Multnomah, and Washington Counties.

**Milwaukie** is in Clackamas and Multnomah Counties.

**Portland** is in Clackamas, Multnomah, and Washington Counties.

**Salem** is in Marion and Polk Counties.

**Tualatin** is in Clackamas and Washington Counties.

**Wilsonville** is in Clackamas and Washington Counties.





**REFERENCE MATERIALS • ORDER FORMS • PUBLICATION CORRECTIONS**

Please send me the items marked (X) below.

Corrections (if there are any) for this publication— **Service Industries, Oregon, SC82-A-38**

If you purchase several different reports from the 1982 Economic Censuses, you should complete this form from each of the reports and return it to the address shown below to receive publication corrections. However, you should complete the following on **only** one of the forms.

Guide to the 1982 Economic Censuses and Related Statistics

Monthly Product Announcement—A monthly notice of all products released by the Census Bureau during the previous month—useful primarily to persons who plan to purchase publications, tapes, etc., in the future.

Publication announcements and order forms — *Mark (X) subjects in which you are interested.*

Retail Trade

Wholesale Trade

Service Industries

Construction Industries

Manufacturing

Mineral Industries

Transportation

Economic Censuses of Outlying Areas (Puerto Rico, Guam, Virgin Islands, and Northern Mariana Islands)

Enterprise Statistics

Minority- and Women-Owned Businesses

Agriculture

County Business Patterns

Quarterly Financial Report

Governments

Foreign Trade

Population

Housing

International Statistics

Geography

Guides, Catalogs, etc.

Name

Organization

Address/PO Box

City

State

ZIP Code

**Mail completed form to** ↓

**Customer Services  
DUSD  
Bureau of the Census  
Washington, D.C. 20233**

TEAR HERE





# Announcing the Second Edition of the State and Metropolitan Area Data Book



If you need ready access to up-to-date statistical information at the metropolitan, State, regional, or national level, then the new State and Metropolitan Area Data Book is for you.

If you are in marketing, the Data Book contains vast information on population change, age distribution, educational attainment, per capita money income, housing value and ownership, and other key indicators.

For planners, it presents a variety of statistics on population, births, deaths, the elderly, poverty, employment, health care, and human services.

For librarians, data from over 40 government and private agencies are summarized, including explanatory text and source citations.

For the economist, researcher, journalist, or whatever your profession may be, you will find this new book an invaluable aid both to you and to your organization.

The State and Metropolitan Area Data Book, 1982, packs into 700 pages a wide assortment of information on the entire United States, 318 standard metropolitan statistical areas (SMSA's) and 16 New England county metropolitan areas (NECMA's) and their component counties, 429 central cities located in SMSA's, 50 States, 4 census regions, 9 census divisions, and the District of Columbia.

It presents 320 data items for the SMSA's and NECMA's; 73 items for the central cities of SMSA's; and 2,018 items for the United States, regions, divisions, States, and the District of Columbia.

Featured are new data from the 1980 Census of Population and Housing, including 1979 income data for families and households; comparative rankings among States and metropolitan areas for 21 demographic and economic measures; and 10 pages of statistics covering recent trends between 1970 and 1980.

The State and Metropolitan Area Data Book, 1982, is handy and easy to use.

Use the GPO order form in this announcement to order your copy today. \$15 (paperbound).

An outline of table headings showing data included in this volume can be obtained at no charge. Also, computer tapes containing the data for States and metropolitan areas will be available for purchase. For additional information, call 301/763-1034, or write:

Chief, Data User Services Division  
U.S. Bureau of the Census  
Washington, D.C. 20233

## ORDER FORM

Send order form to Superintendent of Documents, U.S. Government Printing Office, Washington, D.C. 20402.

Make check or money order payable to:  
SUPERINTENDENT OF DOCUMENTS

State and Metropolitan Area Data Book, 1982

S/N 003-024-04932-5 Price \$15

Enclosed is \$ \_\_\_\_\_  check,

money order, or charge to my

Deposit Account No.

\_\_\_\_\_-\_\_\_\_

OR

Master Card  
and  
VISA  
accepted.

## Credit Card Orders Only

Total charges \$ \_\_\_\_\_ Fill in the boxes below.

Credit Card No. \_\_\_\_\_

Expiration Date  
Month/Year \_\_\_\_\_

PLEASE PRINT OR TYPE

SHIP TO: (Please Print or Type)

Company or personal name

Additional address/attention line

Street address

City

State

ZIP code

(or Country)


## For Office Use Only

Quantity Charges

Enclosed  
To be mailed  
Subscriptions

Postage  
Foreign handling  
MMOB  
OPNR

UPNS  
Discount  
Refund





# PUBLICATION PROGRAM

## 1982 CENSUS OF SERVICE INDUSTRIES

Publications of the 1982 Census of Service Industries, containing data on service industries establishments in the United States, are described below. Publications order forms for specific reports may be obtained from any Department of Commerce district office or from Data User Services Division, Customer Services (Publications), Bureau of the Census, Washington, D.C. 20233. The first results were issued in preliminary reports. Final detailed statistics are issued in separate paperbound reports, which subsequently are assembled and reissued in clothbound volumes.

### Final Reports

#### Geographic area series—52 reports (SC82-A-1 to -52)

A separate paperbound report is being published for establishments with payroll for each State, the District of Columbia, and the United States. Each report presents general statistics for establishments of firms subject to Federal income tax, on number of establishments, receipts, payroll, and employment, by varied service classifications, for the United States, States, the District of Columbia, SMSA's, counties, and places with 300 service establishments or more, by kind of business. Greater kind-of-business detail is shown for larger areas. In addition, for places with 2,500 inhabitants or more and for all counties, statistics are provided on number of establishments and receipts for five major kind-of-business groups. For establishments of firms exempt from Federal income tax, statistics are presented on number of establishments, revenue, payroll, and employment by varied service classifications, for the United States, States, the District of Columbia, and SMSA's. Greater kind-of-business detail is shown for larger areas. For each State, the District of Columbia, and the United States, 1982 data are provided on receipts/revenue and employees per establishment, and on receipts/revenue and payroll per employee. Comparative statistics showing percent changes in receipts/expenses and payroll between 1977 and 1982 also are shown.

#### Industry series—5 reports (SC82-I-1 to -5)

The first report (SC82-I-1) presents data based on size of establishment, size of company or firm (firm size is based on all establishments operated by a firm within the same kind of business or kind-of-business group for which data are presented), and legal form of organization. Establishment statistics are presented by receipts/revenue size and by employment size; statistics for firms, by receipts/revenue size (including concentration by largest firms), by employment size, and by number of establishments operated (single units and multiunits). Statistics are presented for establishments with payroll by kind of business on the number of establishments, receipts/revenue, payroll, and employment for the United States.

A report (SC82-I-2) on capital expenditures, depreciable assets, and operating expenses presents data for firms with payroll for the United States by major kinds of business. Operating expenses include annual payroll, supplemental labor costs, purchased services, etc. Receipts data also are provided.

Three other reports (SC82-I-3 to -5) contain data for hotels, motels, and other lodging places; the motion picture industry; and other miscellaneous subjects. Data are presented for the United States as a whole and, where feasible, for States and SMSA's.

### Final Report Volumes

- Volume I. 1982 Census of Service Industries—Summary and Industry Statistics. Includes data previously issued in series SC82-I.
- Volume II. 1982 Census of Service Industries—Geographic Area Statistics. Includes data previously issued in series SC82-A.

### Microfiche

Every final report in the 1982 Census of Service Industries also will be available on microfiche.

### Public-Use Computer Tapes

Selected data—detailed information by geographic area—also are available on public-use computer tapes. For the selected data, these tapes will provide the same information found in the final reports. Public-use computer tapes are available for users who wish to summarize, rearrange, or process large amounts of data. These tapes, with corresponding technical documentation, are sold by Data User Services Division, Customer Services (Tapes), Bureau of the Census, Washington, D.C. 20233.

## OTHER ECONOMIC CENSUS REPORTS

Data on retail trade, wholesale trade, construction industries, manufactures, mineral industries, transportation, enterprise statistics, minority-owned business enterprises, and women-owned businesses also are available from the 1982 Economic Censuses. A separate series of reports covers the censuses of outlying areas—Puerto Rico, Virgin Islands of the United States, Guam, and the Northern Marianas. Separate announcements describing these reports are available free of charge from Data User Services Division, Customer Services (Publications), Bureau of the Census, Washington, D.C. 20233.

Superintendent of Documents  
U.S. Government Printing Office  
Washington, D.C. 20402



**Official Business**  
Penalty for Private Use, \$300

POSTAGE AND FEES PAID  
U.S. DEPARTMENT OF COMMERCE  
COM-202

Special Fourth-Class  
Rate—Book

