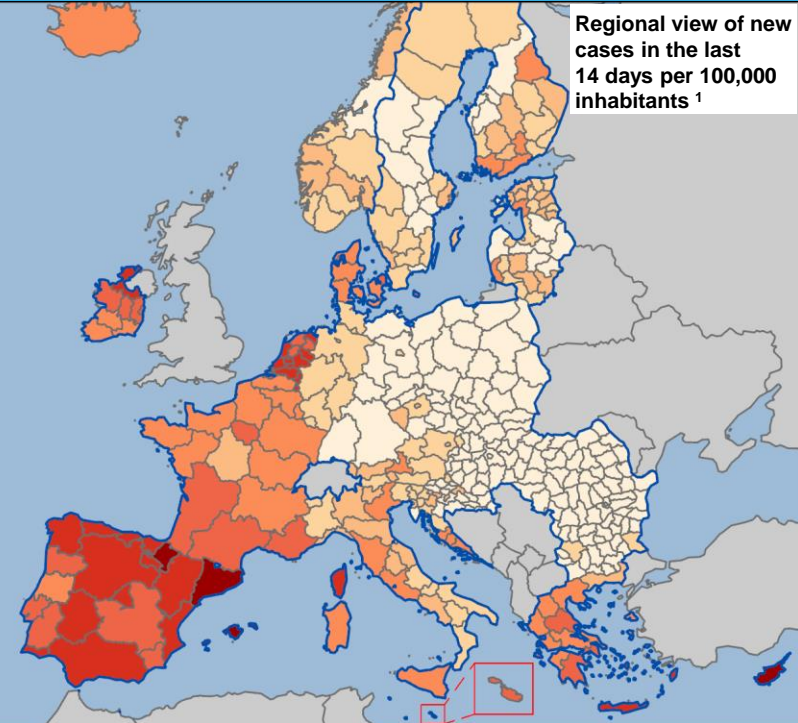
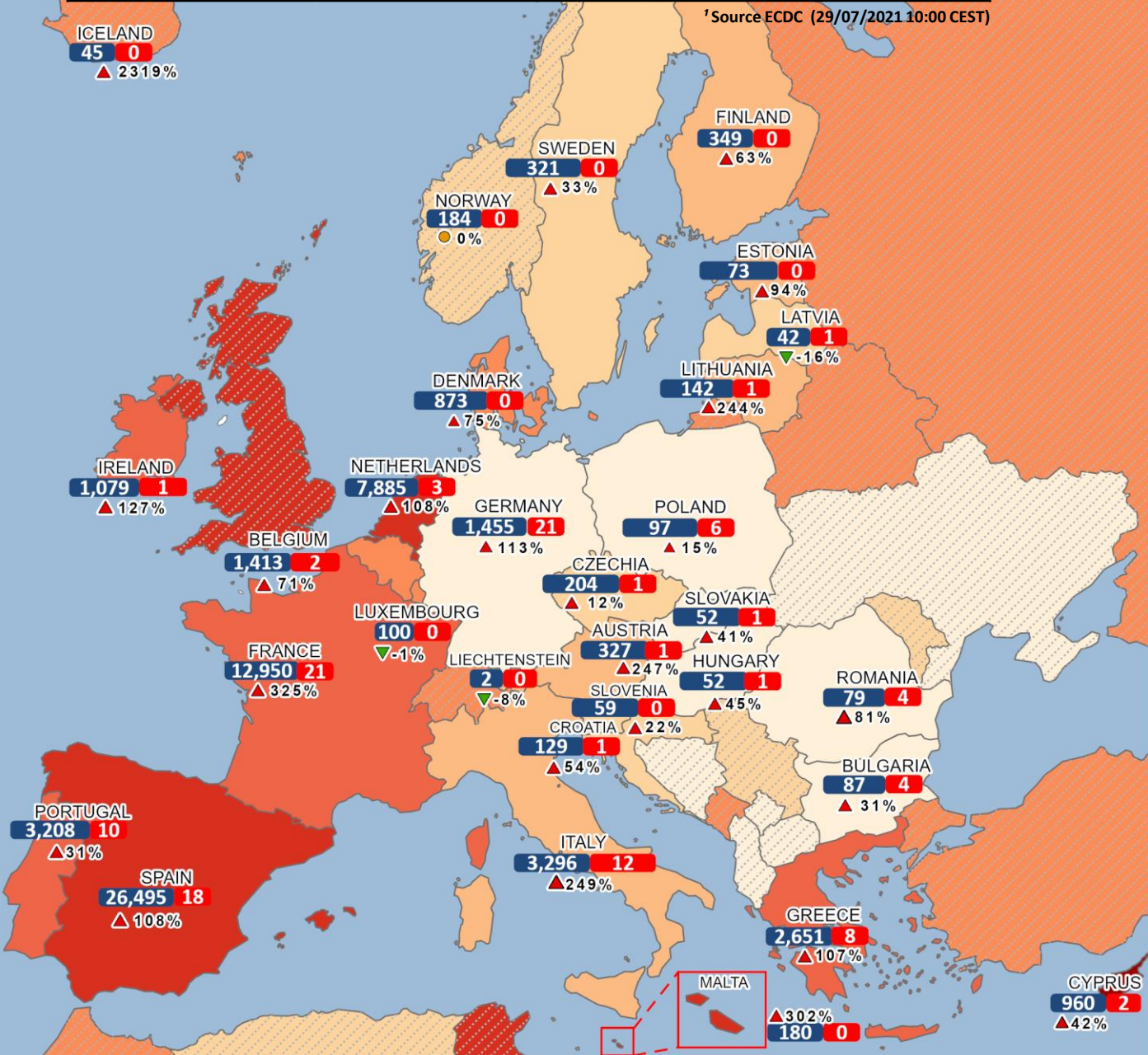


COVID-19 pandemic in the EU/EEA as of 22 July

	Global COVID-19 cases ¹	Cases in EU/EEA ¹
Confirmed Cases	194,860,770	34,435,890
Deaths	4,168,372	743,712

¹ Source ECDC (29/07/2021 10:00 CEST)

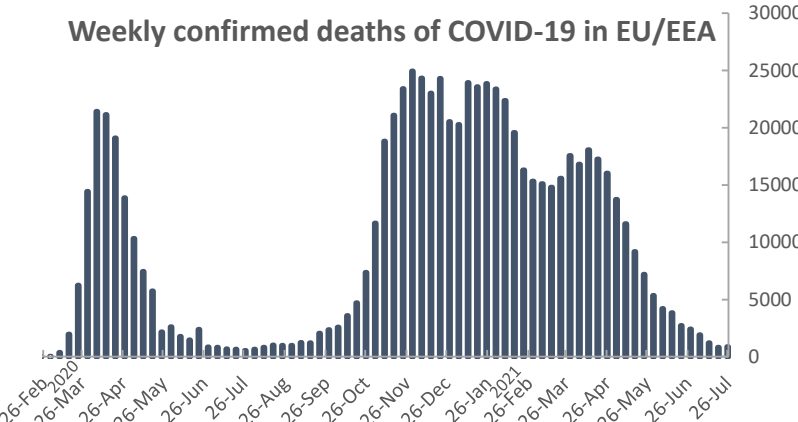


New cases in the last 14 days per 100,000 inhabitants

0	1 - 25	26 - 50	51 - 100	101 - 250	251 - 500	501 - 1000	> 1000
---	--------	---------	----------	-----------	-----------	------------	--------

X 14-day daily average cases² Δ xx% Evolution* 14-day average cases per 100,000 inhabitants²
X 14-day daily average deaths² * Average of current fortnight compared with the previous fortnight
 European Union Non-EU

² Calculated for the period: 12/07/2021 – 26/07/2021 (Week 28-29)



Copyright, European Union, 2021. Map created by DG ECHO A3 Situational Awareness Sector in collaboration with JRC. Sources: ECDC, GISCO. The boundaries and names shown on this map do not imply official endorsement or acceptance by the European Union.
[More info on Corona Virus here](#) and on reopening of the EU MS borders [here](#)