

## **Historic, archived document**

Do not assume content reflects current scientific knowledge, policies, or practices.





FROM THE HOUSE OF  
**GURNEY**

SPRING  
AND FALL  
1923



WASTESA

OPATA

SAPA



WANETA



GURNEY'S  
DAKOTA PEACH

**GURNEY  
SEED AND  
NURSERY  
COMPANY**  
YANKTON, S. D.

FOUR SUPERB  
PEONIES

\$6.00  
VALUE FOR  
\$2.40

*Virgin Mary*

*Crown of Gold*

*Gurney's 357*

*Gurney's 188*

ONE EACH OF  
THESE FINEST PEONIES  
\$2.40





# THE HOUSE OF GURNEY

Dear Friends:—This is the 57th annual catalog of the House of Gurney. They have all been issued in the Great Northwest from the States of Iowa, Nebraska and South Dakota. I believe we have done our bit in aiding the agriculturist, horticulturist and florist to not only increase production, but to have many good things that, without us, they would not have had. It was but a few years ago when ninety per cent of the agriculturists grew nothing but grain and live stock. With the introduction of hardier fruits and flowers, nearly all of you are able to and are producing good groves and windbreaks and desirable fruits, so that you may have them fresh and canned on your table every day of the year; beautiful flowers that add the homey touch to even the sod house on the claim.

All of these have been made possible by our offering you these northern grown fruits, flowers and seeds. Some of the notable items that have been offered you are the Waneta, Sapa, Opata and Hanska plum, Hybrid hardy pears, Sunbeam and Ohta raspberry and Cossack alfalfa, all of these produced by that plant wizard, Professor Hansen. These fruits and alfalfas have made it possible for you to have ample, no matter where you live.

This, I consider, our best catalog. Items quoted are reasonable in price, and I will appreciate it if you will go over this very carefully, as it is a book with much valuable information for you. Retain it and write me when in need of further information. Our entire organization is at your service.

Yours truly,

D. B. GURNEY, *President*

## Description of the Four Most Beautiful Peonies on Opposite Page

**No. 1—Virgin Mary**—A most wonderful flower, pure white with the exception of flakes of flaming scarlet over the various petals, as though a drop of blood had been sprayed over them. The largest pure white. Season Medium late, flowers borne on medium long stems, standing erect through the blooming period. **Each, \$1.75; five for \$6.75.**

**No. 2—Gurney's 357**—This is the most desirable of all peonies of its color, being immense in size, full bomb type, free bloomer, petals tipped with silver, borne on long upright stems standing erect when most other large flowers are breaking over. Season very late. **Each, \$1.50; five for \$5.00.**

**No. 3—Crown of Gold**—In making the selection of the four varieties on the opposite page, we selected from our

fields of nearly 1000 varieties the four best, one each of the four colors. Crown of Gold is the full rose type, half dwarf in its habits, producing large quantities of full rose type flowers, outer guards opening pure white with center petals yellow, changing to white as the flowers mature. Season late. **Each, 75c; five for \$3.50.**

**Gurney's 188**—If you had one hundred varieties of the best selection of red peonies in a field, you would instantly pick Gurney's 188 as the best. Meteor rose color, tall growing, several flowers produced on each stem. Medium early. Unlike other red varieties, it keeps well after cutting. I do not care what price you are asked or may pay for a red peony, it cannot be better than this. **Each, \$2.00; five for \$7.50**

## Special Price On Above Four Varieties

That everyone may have a chance to have the best peonies, we are offering one each of the above four for \$2.40, only a trifle more than the price of one.

## Description and Prices of Fruit Shown on Outside First Cover

**Gurney's Dakota Peach**—The hardiest peach grown. We have exhibited this at the State Fair for the last two years. It is better colored, equal in size and much better quality than Elberta. Stock limited to 237 trees. Size, four to seven feet. **Each, \$1.00.**

**Waneta Plum**—The largest, best quality, best shipping plum, produces heavy annual crops of plums measuring up to two inches through. Size, five to seven feet. **Each, \$1.10; five for \$5.00; ten for \$9.50; 50 for \$43.00; 100 for \$80.00.** 3 to 5 feet, **Each, 90c; five for \$4.25; ten for \$8.25; 50 for \$36.00; 100 for \$65.00.**

**Wastesa**—The largest, heaviest bearing, strictly pure American plum originated by Professor Hansen. Excellent quality, early bearer.

**Sapa**—Sioux Indian for "black." Produces fruit always the next year after planting.

**Opata**—Sioux Indian for "Bouquet." First of all of Hansen's crosses to ripen, produces fruit always the first year after planting.

### Price List for Sapa, Opata and Wastesa

	Each	Per 5	Per 10	Per 50	Per 100
5-7 ft.....	85c	4.10	8.00	37.00	70.00
4-5 ft.....	65c	3.10	6.00	27.00	50.00
3-4 ft.....	50c	2.30	4.40	20.00	37.00

For further description, see Plum, Peach and Peony department.



## READ CAREFULLY—BUSINESS RULES, INSTRUCTIONS AND GUARANTEE

Any business to be successful must have "Rules," and live up to them.

**No. 1**—Never allow any seed to leave our possession until it has been tested, and shows a germinating test that would satisfy us for our own planting.

**No. 2**—Use every means in our power to know that all Seed and Nursery Stock sent out by us are true to name.

**No. 3**—Never give customers less than they pay for; always give them full amount of the very best goods and then put in some extra.

**No. 4**—We guarantee safe arrival at your post office or railroad station of any goods purchased from us, provided you send us notice of their failure to arrive within three months from date of shipment. We do not guarantee against loss of

goods after arrival at prepaid stations where there are no agents. If goods are received at your station or through the postoffice in bad order, accept them, but in every case, if through the postoffice have a statement made by the postmaster or the carrier of the condition of the package when you receive it; if through the railway or express company, a notation on the freight or express receipt of its exact condition, noting torn sacks, shortage in weight, or any other damage that may be made to the shipment. Return this to us and we will immediately reimburse you and make our claim against the transportation company. This protects you.

**No. 5**—Never open a book account with any person; cash before shipment.

## TRANSPORTATION—READ CAREFULLY

**No. 6**—At the prices quoted we deliver goods to any Express or Railway Company or postoffice in the city of Yankton, no charge for bags or boxes. All seeds quoted in packages, ounces, one-fourth, one-half or one pound, and all strawberries, will be sent by parcel post or express, all charges paid to your postoffice or railroad station. Transportation charges on all other seeds and nursery stock, machinery, or other goods handled by us are to be paid by the purchaser.

**No. 7**—Follow shipping instructions given by the customer; if none are given, use our best judgment, always securing the lowest possible rate for them.

**No. 8**—When we receive an order for goods without any signature, or one that we cannot read, we use every effort to locate the party. To avoid this extra trouble and delay in filling orders, please **sign your name to your orders**; give the P. O. address, Rural Route, County, State and name of railroad. Make them plain so that anyone can read them.

**No. 9**—We guarantee safe arrival of all money paid us by bank draft, personal check, express or postoffice money order. We accept currency and coin in any amount, but advise against sending it as it is easily lost in the mail. **We do not guarantee its safe arrival.** We accept postage stamps in payment

of goods, and request when you send them, that you make them in 5c and up denominations. **We, however, do not guarantee their safe arrival.** Your personal check is the most convenient method for you to use. It is often inconvenient to send to town for draft or money order, and if you have money in the bank to cover your check it is good with us. We make you this offer to save you delay and trouble in obtaining the goods you need.

**No. 10**—If we do not have every item ordered, we do not substitute, without your permission. All money sent for goods that we are unable to fill is returned promptly.

**No. 11**—We send out nothing but goods of the best grade. If you want a cheaper, poorer grade, you will have to purchase elsewhere.

**No. 12**—Prices of all goods subject to change without notice.

This is a very important paragraph, as in these times of changing prices it is very difficult to determine what prices may be in February, March or April at the time of writing this catalog in November. We use our best judgment and any information we can secure. Remember, we are just as willing to lower as to raise the prices if the market will warrant.

## PARCEL POST

**No. 13**—We can deliver to your door packages weighing up to and including 70 lbs., in the first, second and third zones, 50 lbs. outside of those three zones. We can deliver these packages to you at a very low rate, lower than express rate in most cases. This will undoubtedly mean a readjustment of express rates to a lower basis.

**No. 14**—Orders packed in rotation as received. Notice mailed on day of receipt of order if order cannot be packed that day. All perishable goods ordered will be shipped just as early in the spring as the weather will permit. **They will reach you in time.**

**No. 15**—We guarantee that all seed ordered from this catalog will prove of satisfactory germinating test to you; that is, on arrival of the seed test it, and if it does not prove satisfactory you may return it to us within **fifteen** days after receipt of the seed by you, returning at our expense, and your money, together with the transportation charges which you

have paid, will be refunded. It is so manifestly impossible for a seller of any perishable article to be responsible for what may happen to it after it leaves his hands, especially one like seeds, which are planted under varying conditions of soil and climate, that we and all other American seed houses disclaim responsibility as to the crop that may be raised from seed which we sell. At the same time, in case of failure to secure proper results caused from some inherent fault in the seeds themselves, Gurney Seed and Nursery Company accept responsibility, not for the crop, but to the extent of the amount of money paid for the seed if immediately advised; or, seeds may be returned. We do not warrant in any way, express or implied, the contents or the description, quality, productiveness, or any other matter of any seed and we will not be in any way responsible for the crop. If the purchaser does not accept the goods on these terms they are at once to be returned, and your money and transportation charges paid by you will be cheerfully refunded.

## We Live Up to All of the Above—GURNEY SEED & NURSERY CO.

Charles and his wife Vera, travel many thousand miles each season, calling on our merchant customers; their territory covers parts of South and North Dakota, Montana and Colorado. They take many interesting pictures for their "book of travels", or memory book.


This last season they met up with Mr. and Mrs. Bruin and the children going leisurely along the trail; they got a good picture which they prize highly, also got a nice group picture of Antelope grazing in an unconcerned manner along the highway.

I am reproducing one of the Bison or Buffalo who blocked

the highway. Vera dismantled from the Buick, took the picture and then "shooed" them away.

Vera and Charles travel fully equipped for camping, camp with the tourists in the many tourist camps and have spent their honeymoon very pleasantly.

They will always pleasantly remember the many evenings in the camps with the tourists from many states, and they recommend to all of you who are contemplating an Auto trip to "do it with a camping outfit", you will have many experiences worth while to relate to the folks and friends at home.



THOUSANDS OF PACKAGES TO POST OFFICE EACH DAY ON THIS TRUCK



BUFFALO









The Folks Who Are Responsible for Your Orders and Something About Them



H.J. GURNEY



J.C. GURNEY




P.S. GURNEY



CHARLES GURNEY



C.A. GURNEY



COL. C.W. GURNEY



MOTHER GURNEY



D.T. GURNEY



G.W. GURNEY



S.S. GURNEY

IN dealing with anyone that you cannot meet personally, seeing their picture and knowing a little about the connection they have in handling your business is more satisfactory. I cannot say very much about any one of them on account of lack of space. A few years ago we showed you a picture of Col. C. W. Gurney and the seven sons. In 1913 Col. Gurney passed to the great beyond. The seven sons are still actively connected and have added the grandsons, Chandler and Charles, sons of D. B.

**H. J.**—Is again located in California, taking care of our West Coast business, which has been growing very rapidly and promises to equal that of any other portion of the United States.

**D. B.**—President and general manager of the business. Responsible for the whole bunch in a business way. Something of a job sometimes. A mighty good bunch, however, and we work well together.

**P. S.**—General overseer of the downtown plant. When you consider that our downtown plant consists of about ten large buildings and large grounds, and houses all the departments, you will know that his job is a strenuous one.

**S. S.**—Is nursery superintendent. S. S. produces the nursery stock received by you, and there are hundreds of acres of it, and increasing each year. It requires the best possible knowledge to grow these trees and plants right. S. S. has lived on some portion of the nursery practically all his life.

**Geo. W.**—Is absolute "Monarch of all he surveys" in the nursery department in the office. He has charge of everything in connection with the nursery department from the office end, and thousands of letters are received by him each day during the busy part of the season.

**C. A.**—His title should be "General Assistant to Everybody." But he is actually Assistant Superintendent of propa-

gation at the nursery during the summer months and Superintendent of nursery packing the balance of the season.

**Donald**—Is Superintendent of the vegetable and flower seed department. Every order that comes to us for these items passes through his hands, and when I tell you that during the busy season we send a good many truck loads of parcel post packages to the postoffice every day containing thousands of packages to the load, you will realize that he has to keep busy.

**J. C.**—Son of D. B. Born in 1895. The first year was devoted to the "nursery" department. From that time to the present he has been in and through most of the departments and has a rattling good working knowledge in any part of the business. He is secretary-treasurer of the company. During the World War, he spent nearly a year in France, and just after the armistice took a look into the "Great Beyond." J. C. is married, has two peaches of kids out at his place, and this puts me in the grandfather class twice.

**Charles**—Son of D. B. Married in Oct., 1921. Almost 21 years old, "some rustler" that boy. Mighty fine wife. Spent his last several summers calling on our merchant customers in a great many of the western states.





ASPARAGUS

The fruit should be cut at four to six inches long and you should not allow any fruit to mature, as it stops the formation of new fruit. Cook it just the same as asparagus. Yields wonderfully. **Pkg., 10c; oz., 25c.**

### Beans, Garden Variety

Wax and string beans can be grown in very large quantities on very small plot of ground and are one of the best vegetables; can be used as green or snap as well as dried beans; is excellent for canning and pickling. The Pole beans are very desirable and can be planted in each hill of sweet corn, or individual stakes can be set for the plants. They yield enormously.


Plant as soon as danger of frost is past, in light, warm soil, in rows two feet apart, three inches apart in the rows. Keep well hoed and draw the earth up to the stems, but do not hoe when wet, as it will cause them to rust and injure the crop. Plant every two weeks until about the middle of August for a succession. One and one-half pounds to 100 feet of drill.

### Gurney's Everbearing Wax Rust-Proof Bush Bean

See colored plate page 33

(45 Days to maturity.) The great campaign carried on by the government for the canning of vegetables applied especially to fresh beans, the wax and green podded beans in the pod. This created a very heavy demand for beans suitable for canning purposes. We planted a larger acreage than usual and have a fine crop, and you will find this not only the best for canning purposes, but the best for using fresh as string or snap beans. As its name implies, it is an ever-bearing bean, or a continuous bearer, over a period of six weeks; it is also rust-proof and practically immune from all other bean diseases, producing always a large crop. This bean is especially valuable to the home gardener for all of the reasons named above. It produces the most beautiful pod of any of the beans, generally of very even length, of a beautiful shiny wax, very brittle and free from fiber, being absolutely stringless until ripe.  $\frac{1}{2}$  pint, 20c; 1 lb., 40c; 5 lbs., \$1.75; 10 lbs., \$3.00; 30 lbs., \$6.00; 60 lbs., \$11.

**Curry's Rust Proof Wax**—(40 days to maturity). Positively proof against rust. This is the earliest of the black wax beans. An ideal bean for the market gardener, being a heavy bearer of large, well-formed pods, tender, absolutely stringless.



CURRY'S RUST PROOF WAX

## GARDEN SEED FOR 1923

Something Good Packed Free with Each Order

### SPECIAL CASH PREMIUMS FOR 1923

**Mammoth Pumpkin**—Every order that goes from the garden and flower seed department contains a package of these Mammoth Pumpkin seed, producing pumpkins weighing as much as 200 lbs. We pay for the largest pumpkin reported **\$10.00 in cash.**

**Gurney's Bugless Potatoes**—The largest yielding, best quality, most immune from bugs of any potato. For the largest potato grown from our seed **\$10.00 in cash.**

**Table Queen Squash**—The highest yielding and best quality individual squash. For the greatest number of squash produced on one vine we pay **\$10.00 in cash.**

**Gurney's Rainbow Flint**—For the longest ear of this remarkable flint corn we pay **\$10.00 IN CASH.**

### Ground Almond

Is a very interesting novelty as one nut will produce as many as 125 to 150 in a hill. They should be sown in good mellow ground, they have a very fine almond flavor. The nuts are about three-quarters of an inch in length, having a thin brown skin and snow white meat that becomes sweeter after the nuts have been harvested and dried for a time. Our seed of these nuts is graded and will make an excellent crop. The nuts are formed near the surface and will mature in the fall after the first frost. **Price, Pkt., 10c;  $\frac{1}{4}$  lb., 25c; lb., 75c, (postpaid).**

### Asparagus

Sow in early spring in drills two inches deep and one foot apart between rows. After the plants are one or two years old transplant them into permanent beds. Set them 15 inches apart each way and cover four inches deep. Manure plentifully each fall, to be forked in very early in the spring, after which sow on a good dressing of salt, one oz. to 50 ft. of drill.

**Columbian Mammoth White**—A distinct variety of strong, vigorous growth, producing large white shoots that remain white as long as fit for use. **Pkt., 5c; oz., 10c;  $\frac{1}{4}$  lb., 30c; lb., 70c.**

**Conover's Colossal**—A standard sort of large size, tender and excellent quality. **Pkt., 5c; oz., 10c;  $\frac{1}{4}$  lb., 30c; lb., 70c.**

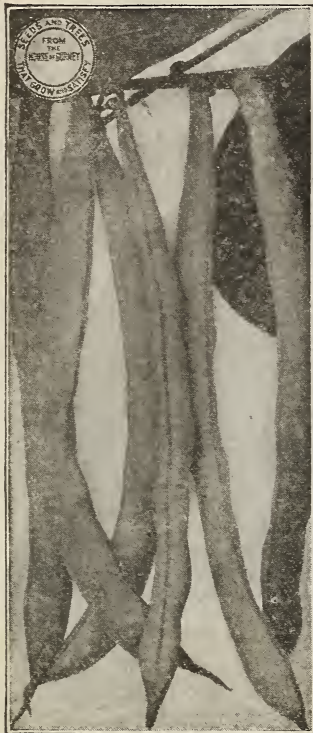
**Summer Asparagus**—Known as "Cut and Come Again." This most delicious vegetable is worth a place in all gardens. The plant makes a strong growth, like summer crookneck squash.



GURNEY'S RUST PROOF WAX

It is a variety that when you sell it to your customer means a re-order. It is excellent to be used as a string bean when the pods are formed and before the beans are full grown. It can be used as a shelled bean when the beans are full grown but not ripe. Quality excellent.  $\frac{1}{2}$  pt., 15c; lb., 35c; 15 lbs., \$2.50; 60 lbs., \$8.50.







DAVIS WHITE WAX

all others. It has outyielded all other varieties of wax beans under adverse conditions and given crops where other varieties have failed. The plant is exceptionally healthy, compact, up right growth, carrying its pods in the center and well up from the ground. It seems to stand wet and dry weather better than other beans and always gives a large yield of handsome pods, long, flat, clear and waxy white. The dry beans are most excellent for cooking. Personally, I prefer them to any Navy Bean.  $\frac{1}{3}$  pt., 15c; lb., 35c; 15 lbs., \$3.00; 60 lbs., \$10.00.

**Gurney's Earliest Brittle Wax**—(40 days to maturity.) This remarkably early clear white bean, delicious in quality, stringless in all stages of its growth, combined with its extreme earliness, makes it one of the most desirable for the garden, and as its name implies, it is of that degree of brittleness that



GURNEY'S BRITTLE WAX



HODSON WAX

**Wardwell Kidney Wax**—(45 days to maturity). An early prolific wax bean; hardy and productive; pods flat, of a delicate waxy yellow and brittle; seed white, mottled brown around the eye.  $\frac{1}{3}$  pt., 15c; lb., 40c; 15 lbs., \$2.75.

**Pencil Pod Black Wax**—(45 days to maturity). A most delicious rich dark yellow snap bean, being so tender and brittle that by taking it at either end and bending it, it will fly into several pieces. Abundant bearer. Seed black when ripe. Price:  $\frac{1}{3}$  pt., 15c; lb., 30c; 15 lbs., \$2.50; 60 lbs., \$8.50.

**Hodson Wax Rust Proof Bush Bean**—(45 days to maturity). Remarkably strong grower, sturdy and productive. Has been entirely free from rust and blight. The plants are well loaded with long, straight, handsome pods averaging about seven inches in length; the color is a very bright yellow, making them very attractive; the pods are brittle and tender and of the very best flavor. They are free from fibre and stringless, while its fine table quality, its long handsome pods will render it of special value to the private gardener.  $\frac{1}{3}$  pt., 15c; lb., 35c; 15 lbs., \$2.75; 60 lbs., \$9.00.

**Davis White Wax**—(40 days to maturity). This bean has taken the place of practically

all others. It has outyielded all other varieties of wax beans under adverse conditions and given crops where other varieties have failed. The plant is exceptionally healthy, compact, up right growth, carrying its pods in the center and well up from the ground. It seems to stand wet and dry weather better than other beans and always gives a large yield of handsome pods, long, flat, clear and waxy white. The dry beans are most excellent for cooking. Personally, I prefer them to any Navy Bean.  $\frac{1}{3}$  pt., 15c; lb., 35c; 15 lbs., \$3.25; 60 lbs., \$10.50.

**Golden Wax**—(40 days to maturity). The Golden Wax is probably the earliest, and we believe the most generally planted and satisfactory of any of the old varieties. Pods are a bright, waxy yellow, good length, a little flatter than round, entirely stringless, and of a fine, buttery flavor. It is excellent for cooking when the pods are just formed. Again, when the beans are nearly ripe, as a shelled bean. An excellent sort for canning or pickling. A very heavy bearer, and withstands adverse conditions. The seed is white, mottled, red and purple.  $\frac{1}{3}$  pt., 15c; lb., 30c; 15 lbs., \$2.50; 60 lbs., \$8.50.

### Green Podded Varieties

**Navy Bean**—A great many people grow what they suppose is the Navy Bean, but is generally a mixed, uneven bean that cooks uneven and lacks quality. Our navy Beans are absolutely pure and hand picked. You will not find a bad bean in a bushel. Per lb., 25c; 15 lbs., \$2.25; 60 lbs., \$7.25.

### Burpee's Green Pod Stringless

—A very desirable dwarf green podded snap sort for the home garden and largely grown for the market. The plants are large, spreading and productive. The pods are medium green, five to six inches long, cylindrical, larger than those of Red Valentine but are quite as fleshy, of equally high quality and remain crisp and tender longer. They mature a little later. Seed of medium size and length, yellowish brown.  $\frac{1}{3}$  pt., 15c; lb., 30c; 15 lbs., \$2.50; 60 lbs., \$8.75.



STRINGLESS GREEN POD



## Pole or Running



KENTUCKY WONDER

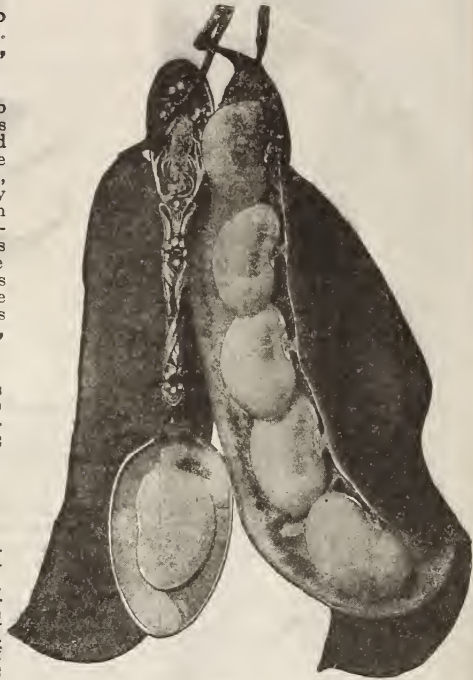
**Large White Lima**—(85 days to maturity). Pods broad and rough. Seeds large, broad and white.  $\frac{1}{3}$  pt., 15c; lb., 35c; 15 lbs., \$3.25.

**Kentucky Wonder**—(70 days to maturity). (Old Homestead.) This climbing variety is very vigorous and productive and bears its pods in large clusters. The pods are green, very long, often being nine or ten inches, nearly round, stringless and very crisp when young, and so fleshy that they are greater in width than breadth. The seed is long, oval, dun-colored. This is one of the very best early Pole Snap Beans for the home garden or market. The supply of seed is limited and purchases should be made early.  $\frac{1}{3}$  pt., 15c; lb., 35c; 15 lbs., \$3.25.

**Golden Cluster Wax**—The flat pods are 7 to 8 inches long. Of a rich golden yellow; stringless and excellent in flavor. White-seeded.  $\frac{1}{3}$  pt. 15c; lb., 35c; 15 lbs., \$3.25.

## Bush Lima

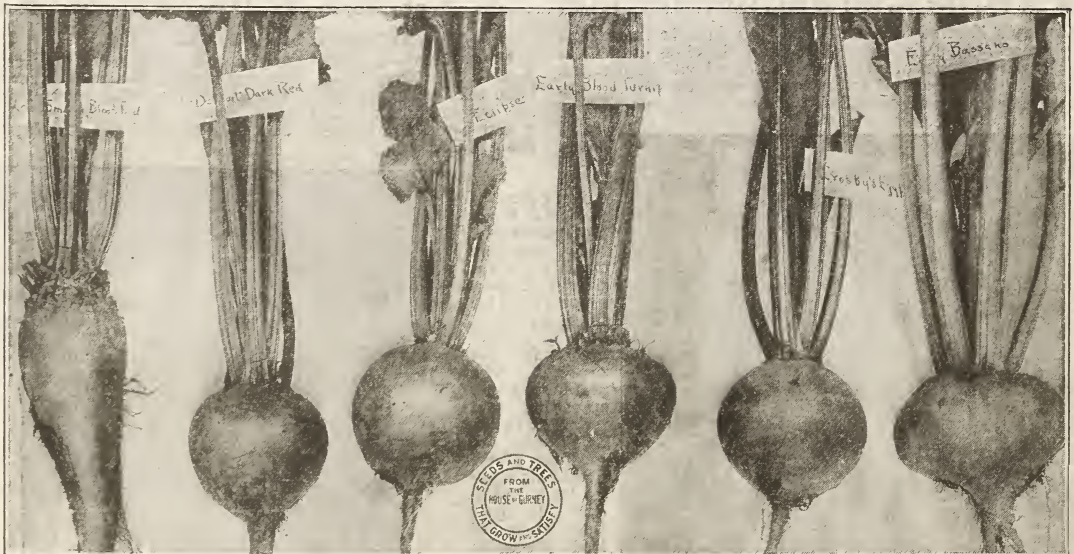
**Improved Henderson Bush Lima**—(70 days to maturity). This is the very early Sieva or Butter Bean of the South. The pods are ready for use a week earlier than those of Burpee's Bush Lima and the plants are immensely productive. When gathered young the beans are of excellent flavor.  $\frac{1}{3}$  pt., 15c; lb., 35c; 15 lbs., \$3.25.



BUSH LIMA

**Bush Lima (Burpee's)**—The true bush form of the old large Lima Bean. It grows vigorously to a height of 18 to 20 inches, forming a circular bush, 2 or 2½ feet in diameter, requiring no poles or stakes, yielding from 50 to 150 fine pods, similar in size and quality to those grown on the large white Lima Beans.  $\frac{1}{3}$  pt., 15c; lb., 40c; 15 lbs., \$3.25.

**Fordhook Bush Lima**—(75 days to maturity). The very best large-seeded variety. The plant is vigorous, erect-growing, bearing well above the ground. The pods, which are produced in large clusters, are medium green, about four and three-fourths inches long, each containing three to five large beans of exceptionally fine quality. Don't fail to plant some of these in your garden this spring. Prices:  $\frac{1}{3}$  pt., 25c; 1 lb., 45c; 5 lbs., \$2.25.



## Table Beets

For an early supply sow as early in the spring as ground can be properly cultivated. Lay out the drills for seed about one foot apart and two inches deep. For the main crop, sow first week in May and for the winter use in June.

**Long Smooth Blood**—The standard long sort. Pkt., 5c; oz., 10c.;  $\frac{1}{4}$  lb., 30c; lb., 90c.

**Detrit Dark Red Turnip**—A grand beet for bunching for market; tops are exceedingly small and uniformly upright; roots are perfect turnip shape, with small tap roots. The principal fault with most Turnip Beets is the occasional appearance of white rings, and this will be found has been overcome by careful selection of the deepest red beets. Quality is the very best, sweet and tender. Gardeners can safely plant it largely. Pkt., 5c; oz., 10c;  $\frac{1}{4}$  lb., 30c., lb., 80c.

**Improved Early Egyptian**—We consider this the best first early beet of all the standard varieties. Best for forcing, best for first outdoor planting, roots very dark red, rounded on top, flat underneath. Small tops, which allow close planting. Pkt., 5c; oz., 10c;  $\frac{1}{4}$  lb., 30c; lb., 80c.

**Arlington Favorite**—A new dark-leaved early blood variety; originated at Arlington, Mass., where it is grown extensively for the Boston market. It follows the Eclipse closely in maturing, but is of much darker color and superior in quality; perfectly round in shape, it differs from all other dark blood sorts, in that it has the sweetness of the Bassano, and yet a very dark, deep blood color. Its small, upright growing tops, early maturing, and the splendid shape and color of the roots make it popular with everyone. Pkt., 5c; oz., 10c;  $\frac{1}{4}$  lb., 30c; lb. 80c.



## Gurney's Early Model Globe

One of our lady customers wrote us that the Model Globe Beet should be sold as an ornamental plant as well as a vegetable. I do not blame or wonder at her making this remark. A row of the Model Globe Beet is very ornamental. The foliage as well as the root, is purplish red, and would make an ornamental bed even in the best front yard. The Model Globe Beet is medium early, always even in size, color and shape. A number of newer varieties have been offered since we offered the Model Globe, but they have never equaled this beet in the trial grounds or in the field. One of the most satisfactory uses of the Model Globe Beet is for pickling purposes, using them when they are about 1 1/4 inches through. They retain their color and are of excellent quality. **Pkt., 10c; oz., 15c; 1/4 lb., 40c; 1/2 lb., 70c; 1 lb., \$1.20.**



GURNEY'S MODEL GLOBE

**Crosby's Egyptian**—It is large, dark red, nearly spherical; one of the best for early planting outdoors. It is a most excellent sort, becoming fit for use sooner than any other variety. **Pkt., 5c; oz., 10c; 1/4 lb., 30c; 1 lb., 85c.**


**Bassano**—Extra early pink, globular root, fresh white, circled with brightest pink. The very best extra early. **Pkt., 5c; oz., 10c; 1/4 lb., 30c; 1 lb., 80c.**

**Bastian Half Long**—An early half long beet, quality excellent and will produce nearly twice the weight in the same time as the early round beets. **Pkt., 5c; oz., 10c; 1/4 lb., 30c; 1 lb., 80c.**

**Extra Early Eclipse**—An excellent sort; about as early as the Egyptian, but we consider it better because it is larger and of much finer quality. **Pkt., 5c; oz., 10c; 1/4 lb., 30c; 1 lb., 80c.**

**Edmand's Early Blood Turnip**—The very best sort for general crop. In quality one of the finest; exceedingly dark; shape globular, having one tap root. **Pkt., 5c; oz., 10c; 1/4 lb., 30c; 1 lb., 80c.**

**Swiss Chard**—For the leaves alone this variety is grown. This gathered young, should be cooked the same as spinach, or later the midribs may be cooked and served the same as asparagus. **Pkt., 5c; oz., 10c; 1/4 lb., 30c; 1 lb., 85c.**



[ SWISS CHARD

## Root Crops—Sugar Beets and Mangels

It is our purpose to give as much advice as possible in this catalog, advice that is worth while, coming as it does from long varied experiences of ourselves and our customers who have been kind enough to report, or where we have visited their many farms and ranches. One of the best paying crops on a stock farm is the acreage of **root crops**.

Their feeding value is high. The variation of feed to live stock is of nearly as much value as the feed itself. The yield per acre is enormous when proper selection of varieties and proper care is given the growing crop. It is not any more difficult to produce an acre of "root crops" than it is an acre of potatoes and none of you would think of discontinuing your potato field. Potatoes do not always yield a full crop, even with best care, but you always plant again; other root crops with good care almost invariably yield a much greater tonnage per acre than potatoes.

Of the numerous kinds and varieties we would select the following for stock purposes: **Mangel Wurzel, Mammoth Long Red**. This produces under good cultivation **twenty tons** per acre. If fed to milch cows will increase flow of milk about 25 per cent. **Mangel Danish Sludstrup**. Long reddish yellow root, probably best of all mangels.

**Sugar Beet**—These will not produce the tonnage per acre that mangels will, but on account of their greater sugar content they are of greater food value. Sugar beets are especially valuable for syrup purposes, for cooking, as you do any other table beet and for canning. A fair yield under good care would be 13 to 17 tons per acre. A load thrown to the hogs, another fed properly to milch cows, will add a vast addition to your year's income.

**Carrots**—Any variety of table carrot listed except the very short, early varieties, will pay well and are of great value for stock purposes as well as for winter's house use. An ordinary yield of carrots, table varieties, would be about 15 tons; of the mastodon variety, about 25 tons. **Oz., 15c; 1/4 lb., 25c; 1 lb., 80c; 5 lbs., \$3.50.**

**From Martin Miller, La qui Parle, Minn.**

This is a photograph of my field of Danish Sludstrup mangels. They sure make good feed and lots of it for my Chester Whites. I know of nothing better in the root line. This picture was taken July 10th.



In foreign countries a man running a dairy or growing stock of any kind for any purpose would be considered a mighty poor manager and in the end would be almost sure to fail, if he failed to grow a quantity of root crops each season. A ration of beet roots with the grain and hay will increase the milk flow at least 25 per cent. The fact that you can produce from 15 to 25 tons of beet roots per acre will, I believe, convince you that it is the greatest and most profitable crop you can grow. An acre of mangel beets can be produced, figuring all of the work from the first plowing of the land until they are harvested, stored, for not to exceed seventeen dollars per acre.

**Mammoth Long Red**—More generally grown than any other sort; roots large, quality excellent. **Oz., 10c; 1/4 lb., 20c; 1 lb., 45c; 5 lbs., \$1.85.**





## DANISH SLUDSTRUP

This most wonderful Mangel has been awarded a first class certificate several times by the Danish Government, which is the highest honor attained in Agricultural circles in Denmark.

Sludstrup is a long reddish yellow root, but not so long as the Mammoth long red. It grows more above the ground and is very easily harvested. The size of the roots, like all other varieties, depends entirely upon circumstances. They are frequently grown to a size weighing from 15 to 20 pounds each. The Danish farmers prefer to grow them smaller, viz., 6 to 10 pounds each, which is accomplished by not allowing so much space in and between the rows. The smaller roots contain a higher percentage of dry matter, consequently the crop is more valuable than if large roots are grown. **Oz., 10c; ½ lb., 35c; 1 lb., 45c; 5 lbs., \$1.90.**



DANISH SLUDSTRUP FOR SEED SELECTION

**Giant Half Sugar Rose**—As its name implies, this is a half sugar beet. Roots of much greater nutritive value than mangels. Yield nearly as large as the best of the mangels. Roots grow about one-half out of the ground, and are conveniently harvested. **Oz., 10c; ½ lb., 25c; 1 lb., 40c; 5 lbs., \$1.75.**

**Yellow Obendorf** monstrous half-long, grows nearly on top of ground; easily harvested. **Oz., 10c; ½ lb., 25c; 1 lb., 40c; 5 lbs., \$1.80.**

**Golden Tankard**—One of the medium sized perfect shaped ones, can be grown closer than other varieties, giving as good yield as large varieties. **Oz., 10c; ½ lb., 25c; 1 lb., 40c; 5 lbs., \$1.80.**

**Vilmorene Sugar Beet**—It unites capacity for a large yield with an exceedingly rich flesh, making it the best for cattle feeding. Tops medium sized; roots above medium size, long top-shaped, growing slightly above the surface; white, washed with red at top; flesh fine grained and very sweet. **Oz., 10c; ¼ lb., 20c; 1 lb., 50c; 5 lbs., \$2.00.**


**White Klein Wanzelben Sugar Beet**—This variety has proved to be a very valuable sort, not only in foreign countries, but as well in Colorado and other sections of this country, where it has been thoroughly tested. It has a rather long, slender root, very rich in sugar, and grows deeply sunk in the ground and it is claimed to yield under average conditions about sixteen tons to the acre, containing 12 to 13 per cent of sugar. **Oz., 10c; ¼ lb., 20c; 1 lb., 50c; 5 lbs., \$2.00.**

## Mixed Table Sugar Beets and Mangels

We have just a few pounds of beet seed that has become mixed in handling. The germination is very high, all fresh seeds, and for stock purposes they will be equal to the best

named varieties, but will not be all of one type. **½ lb., 25c; 1 lb., 40c; 5 lbs., \$1.75.**

## Borecole or Kale



KALE

**Tall Kale**—One of the very best plants for greens, well known and much planted by German-Americans, but little used by others. It is much hardier than cabbage and a good frost improves its quality. The leaves are very curly. **Pkt., 5c; oz., 10c; ¼ lb., 30c; 1 lb., 95c.**

**Dwarf Green**—Hardy, prolific, flavor similar to cabbage; desirable in every garden. **Pkt., 5c; oz., 10c; ¼ lb., 30c.**

## Broccoli

Sow early in spring. Transplant and cultivate the same as Cabbage. The Broccoli is similar to the Cauliflower. They will produce heads in October and November.

**Large White Mammoth**—**Pkt., 10c; oz., 35c; 1 lb., \$2.50.**



BRUSSELS SPROUTS

## Brussels Sprouts

Cultivated for the small heads that grow in considerable numbers on the main stem. It is a delicacy much esteemed by some. Sow in seed bed middle of spring and transplant and manage as Winter Cabbage. **Pkt., 10c; Oz., 25c; ¼ lb., 60c; 1 lb., \$2.25.**





**WHITE PLUME**

**Golden Self-Bleaching Celery**—Like the White Plume, this Celery requires very little earthing up, and in many other respects it is similar to that favorite sort, differing, however, in color, which is yellowish, the heart being large and solid and of a beautiful golden hue. **Pkt., 15c; oz., 40c.**

**Giant Pascal**—Grows about two feet high, the stalks are very broad, thick and crisp, and entirely stringless; the width

**Chicory**

**Large Rooted, or Coffee**—Sown in drills, the roots become well developed. When they are dried, roasted or ground, they become the chicory of commerce, and are used in adulterating coffee. **Pkt., 5c; oz., 15c; ¼ lb., 40c; lb., \$1.50.**

**Cauliflower**

For spring crops only the extra early dwarf varieties should be selected and seed sown in hotbeds early in February, transplanting the young plants to the garden early in April, when the trees are starting out in leaf. For main or fall crop seed should be sown about June 1st, and young plants set out during the latter part of July.

**Gurney's Earliest Market Cauliflower**—This wonderful new short-stemmed, large-headed, heavy-leaved Cauliflower was offered by us in 1910 for the first time, and we wish to say to all lovers of this delicious vegetable that you can grow these as easily as you can grow the cabbage. It is a sure heading variety, nearly every plant making a good, solid head. Is desirable for market gardeners on account of earliness and clear white color, which creates an unusual demand for it. **Pkt., 20c; oz., \$2.00.**

**Early Snowball**—This is a popular extra early strain of dwarf, compact growth. Under favorable circumstances nearly every plant will make a fine solid head of good size. It is valuable for both early and late. **Pkt., 10c; ¼ oz., 50c; oz., \$1.50; ¼ lb., \$4.50.**

**Extra Early Dwarf Erfurt**—(Extra Selected)—This is the choicest selected strain of the popular Erfurt type and is remarkable for its extreme reliability in heading. Plants very dwarf. **Pkt., 10c; oz., \$1.50; ¼ lb., \$5.00.**

**Vetches, Autumn Giant**—The best large late Cauliflower, especially desirable for mixed pickles. **Pkt., 10c; oz., 75c.**

**Celery**

Did you know that Northwestern grown celery will bring almost double the price on the market that the fancy Michigan and California celery will bring? Northwestern celery will not compare with these fancy brands in size or looks, but in quality it is simply perfect. It is easily grown and every family should have some of this nutritious, healthy vegetable.

Sow in April and May and rake seed in lightly; water and shade from strong sun. Prepare trenches from two to four feet apart, a foot wide and a foot deep; dig into the bottom plenty of well-rotted manure, and set the plants when they are three or four inches high, six or eight inches apart in each trench. Keep them shaded until started and gradually earth them up as they grow.

**White Plume**—Out in the State of California they produce and ship thousands of carloads of White Plume celery each year. We have received letters from some of the largest of the California celery growers, telling of the wonderful results from our White Plume seed, and we know that it will give you better results, as it has them. Celery is one of the most delicious of the vegetables, can be grown easily in any small or large garden, and if you ask for it in placing your order a celery leaflet, giving full instructions, will be placed in your package. This is also true of practically all of the vegetables. We have bulletins on all of them for your special benefit. **Pkt., 10c; oz., 25c; ¼ lb., 70c; 1 lb., \$2.00.**


and thickness of the stalks are distinctive features of this variety. It bleaches with but slight "earthing up," and very quickly, usually in five or six days. **Pkt., 5c; oz., 20c; ¼ lb., 50c; lb., \$1.50.**

**Winter Queen**—Highly regarded by growers for late keeping, preserving its solidity and tenderness very late in the spring. Vigorous in growth and of attractive appearance. **Pkt., 5c; oz., 15c; ¼ lb., 50c; lb., \$1.75.**

**Cress**

**Curled or Peppergrass**—Common and well known. **Pkt., 5c; oz., 10c; ¼ lb., 35c; lb., 75c.**

**True Water Cress**—Leaves tender and highly flavored. **Pkt., 10c.**



GURNEY'S EARLIEST MARKET

**From N. W. Low, Hennepin County, Minn.**

I have just opened the package of seed from you. I do not yet know how they will grow, but your packages contain many times more seed than those from other reliable seed houses. My next order to you will be more liberal.

**From Mrs. Chris Ege, Fallon County, Mont.**

Here is my order again for this year's seed. I wish to thank you for the free seed you so kindly sent. They did fine. I enjoyed the flowers, as I love them. I always say Gurney's seed cannot be beat.





CELERICAC

## Celeriac

A variety of celery having turnip-shaped roots which, when cooked and sliced in vinegar, makes a most excellent salad.

**Large Smooth Prague**—This is the largest and best variety grown, and grows to a large size. Pkt., 5c; oz., 20c; ¼ lb., 60c; 1 lb., \$2.00.

## Carrots

If you have never grown root crops for stock, do not neglect it any longer. It will be the most profitable acre on your farm. Cultivate with your corn cultivator if you have plenty of it planted. If not, plant them with your Planet Jr., in the spring, rows 12 to 18 inches apart, and cultivate with Planet Jr. Wheel Hoe during the summer. One man with a Planet Jr. Cultivator will handle two acres per day. A wagon load of these thrown into the feeding yard reduces the chance of disease and is a mighty satisfactory change of food. 20 to 25 tons per acre.

Is actually one of the most valuable and health giving vegetables grown. A great many people do not realize that it is the most delicious of all the vegetables. You can commence using them when they are one-half inch through and use them continuously until they are full grown, and then they are excellent all winter.

**Early Chantenay Carrot**—This carrot is considered by the market gardeners as one of the very best for early use; it grows about six inches long, very uniform in size and shape, stump-rooted, very smooth, deep red, fine grained, sweet and Pkt., 5c; oz., 10c; ¼ lb., 30c; 1 lb., \$1.00.

**Red St. Vallery**—A thick intermediate smooth variety of English origin. Resembles the Danvers Carrot in shape and size, but of better quality and richer orange red. Grows very uniform and a most desirable carrot for private or market gardens. This is also a very desirable carrot for stock or field purposes on account of its immense yield, almost equal to the common stock carrot, Pkt., 5c; oz., 10c; ¼ lb., 30c; lb., 90c.

**Gurney's Pie Carrots**—We do not suppose you have ever made or eaten a carrot pie; very few people know that carrots are good for pie purposes and probably none of you have known that any particular variety or kind of carrot would make a better pie than another. Carrots for pie purposes are at least equal to pumpkins, and the pie resembles in flavor the pumpkin pie, but is much more delicious and on account of your being able to use them long before the pumpkins are ripe you have almost a continuous season of carrot pie, commencing with the carrots when they are about one inch through, and using them until the old carrots are gone in the spring. Make the carrot pie just as you would pumpkin pie, and you will be surprised at the deliciousness of it. This particular carrot is better than any other variety for that purpose, Pkt., 10c; oz., 20c; ¼ lb., 50c.

**Earliest French Forcing**—Small, almost globular root, maturing in about 40 days, valuable for market gardeners on account of its earliness. Pkt., 5c; oz., 10c; ¼ lb., 35c; lb., \$1.20.

**Rubicon Half Long**—It has rapidly grown in popularity, until now it is more largely grown than all other varieties combined. It is best in shape, deep red-orange colored flesh, finest of all in quality. Earlier than Danvers, about the same length, but heavier and thicker at the shoulders, making it more productive; the leaves shorter, fewer and finer. It is a wonderfully heavy cropper, producing thirty to forty tons to the acre under good field culture. Pkt., 5c; oz., 10c; ¼ lb., 30c; lb., 90c.

**Guerende or Ox-Heart**—A variety with short, thick roots, the diameter often exceeding the length. Color, bright orange. Sweet and fine grained; good for table or stock. Pkt., 5c; oz., 10c; ¼ lb., 30c; 1 lb., 90c.

**Danvers**—There is no variety grown which will produce as much to the acre with a minimum length of root, as this one. Under proper condition of the soil and cultivation it may reasonably be expected to produce, which it has done 25 to 30 tons per acre. It is of medium length and heavy at the neck; color is a rich orange. Pkt., 5c; oz., 10c; ¼ lb., 30c; lb., 90c.



EARLY CHANTENAY



GURNEY'S PIE CARROT







GURNEY'S GOLD LUMP

**Improved Long Orange**—A well-known standard sort, roots long, thickest near the crown, tapering regularly to a point; color deep orange; suitable for the table and main field crop. **Pkt., 5c; oz., 10c; ¼ lb., 30c; lb., 90c.**

**Mastodon**—Giant white, best and largest stock carrot grown, nearly one-half its length will be above ground when mature, which makes it easy to harvest. Will produce as many tons of green feed per acre as any vegetable grown. **Pkt., 5c; oz., 15c; ¼ lb., 25c; 1 lb., 80c; 5 lbs., \$3.50.**

**Gurney's Gold Lump**—One of our customers sent us this picture. Said he could not resist the temptation to just go

pull a few and have their "mugs" taken. He tells us it is just a little time after you have planted the seed until you have a full grown carrot. You can grow them mighty thick, and the quality is the very best.

This new carrot is of French origin, is the brightest golden color, grows about 3 inches long and matures earlier than any other carrot grown. Market gardeners can safely discard all other extra earlier and plant largely of this. It is very uniform in size and color, consequently a money-maker, as there are no culls to throw out. **Pkt., 10c; oz., 20c; ½ lb., \$1.00.**

## Cabbage

The high cost of living can be materially reduced by the farmer and the person in town with just a town lot, if they will plant more gardens. The garden should always contain a quantity of cabbage because it can be used in so many ways and is in demand by the housewife almost every day. They will yield very large quantities of good wholesome food, and are one of the easiest of all the vegetables grown. Can be kept all winter in an ordinary root cellar or basement of the house. We print small booklets of instructions for planting, care, diseases, pests, and how to destroy them for practically every vegetable listed. In placing your order do not fail to include these free instructions. They are written by experts and will often save you a crop with just a few minutes' work. Sow the seed in the hot-bed or cold frame, thinner than usual, so that every plant will be good and strong. Transplant often so that when they go into the field you will not have to replant, and in this way make one-half pound of seed do where you used one pound before. You can do it.

Sow one ounce for 3,000 to 4,000 plants. Four ounces for one acre if plants are to be transplanted. If drilled in the field and thinned out 1 ½ pounds per acre.

**From B. A. Nelson,  
Harding County, S. D.**

All of our garden seeds were from your house and we certainly had a fine garden.

**Early Winingstadt**—Another of the conical type, maturing about the same time as the Wakefields. The heads are very pointed and the leaves somewhat fluted on the edges. For the private garden it is one of the best and in point of tenderness or flavor it has no superior. **Pkt., 5c; oz., 20c; ¼ lb., 65c; 1 lb., \$2.00.**


**Copenhagen Market**—The best Early Round headed sort on the market. The heads are very solid, averaging about 8 pounds. It is short stemmed, the heads growing very close to the ground. Matures with Charleston Wakefield and will give a heavier crop per acre. Our stock of this is very fine. **Price, pkt., 10c; oz., 25c; ¼ lb., 90c; 1 lb., \$2.50.**

**St. John's Day Extra Early, Extra Dry Weather Cabbage**—Distinct variety, with extremely short stem. Head very hard and compact, round. **Pkt., 5c; oz., 20c; ¼ lb., 65c; 1 lb., \$1.50.**

**Extra Early Express**—Produces fair sized heads in 80 to 85 days. It is earlier than Etampes, although not quite as large. An important acquisition for the market Gardener for very early use. **Pkt., 5c; oz., 20c; ¼ lb., 75c; 1 lb., \$2.00.**

**Early Jersey Wakefield**—One of the best of the conical types. Very early and makes medium sized, very solid heads, fine flavored and tender. Has few outside leaves. **Price, pkt., 5c; oz., 25c; ¼ lb., 70c; 1 lb., \$2.25.**

**Charleston or Large Wakefield**—This cabbage is of the same type as the Early Jersey Wakefield, but is about 50 per cent larger. The heads are very solid and tender. Matures about a week later than the Early Jersey Wakefield. **Price, pkt., 5c; oz., 20c; ¼ lb., 70c; lb., \$2.25.**



ENKHUIZEN GLORY

**From J. M. Gaunt, Salt Lake County, Utah,**

From the results which I always obtain from your seeds and trees, I think you should devote more space in your catalog telling of the soil and climate of South Dakota, that it produces such early and hardy vegetables and nursery stock.



## CABBAGE—SECOND EARLY AND SUMMER VARIETIES



TRUE JERSEY WAKEFIELD


## Late Varieties

**Premium Late Flat Dutch**—As a variety for winter market it has no superior, and is more extensively grown than any other. Heads large, bluish green, round, solid, broad and flat on top, and often tinted with reddish brown after being touched with frost; they open white and crisp, are tender and well flavored. It is a fall and winter variety, and one of the very best to keep. Decidedly the best late variety for cultivation in our state. **Pkt., 5c; oz., 20c; ¼ lb., 60c; lb., \$1.75.**

**Premium Late Drumhead**—We recommend this sort to market gardeners and growers for shipping purposes. In good, rich soil and with a favorable season, the heads will grow to an enormous size. Very compact and solid, and of excellent flavor. **Pkt., 5c; oz., 20c; ¼ lb., 60c; lb., \$1.75.**

**From Mrs. James A. Neff,  
Richland County, N. D.**

I do not know how many times I have read your fine catalog. It is so folksy and human. I look at each picture face and feel that I could claim to know them. I have read the Journey through Nurseryland many times and have the happy feeling that I have been with real folks.



MAMMOTH ROCK RED

**Enkhuizen Glory**—Our experience with this cabbage makes it appear more valuable to us each season and leads us to recommend it most highly. It produces a large percentage of perfect solid heads. It is one of the best to follow after the early sorts. **Pkt., 10c; oz., 25c; ¼ lb., 80c; 1 lb., \$2.40.**

**All Head Early**—Without doubt this cabbage is unexcelled as an Early Flat Dutch or Summer variety. It makes very uniform, large, deep, flat heads and is a very sure header. Withstands heat and dry weather very well. The grain of this variety is very fine. **Pkt., 5c; oz., 20c; ¼ lb., 65c; 1 lb., \$2.00.**

**Early Flat Dutch**—A very good variety for second early use. Makes good sized flat heads and is very tender and of fine grain. It is similar to All Head. Has few outside leaves. **Pkt., 5c; oz., 20c; ¼ lb., 60c; 1 lb., \$1.75.**

**All Seasons**—A very fine summer or fall Drumhead cabbage. The heads are at least a third larger than All Head, but if planted early will mature within a few days of the All Head. It is also an excellent variety to plant for fall use. **Pkt., 5c; oz., 20c; ¼ lb., 65c; 1 lb., \$2.00.**

**From Mrs. C. C. Tipton,  
Thurston County, Neb.**

From the three Bugless potatoes purchased last spring, I raised one bushel of potatoes. I took bugs off from other varieties and put them on these, but they would not eat the vines.



LATE FLAT DUTCH

**Danish Ball Head**—One of the best varieties for general crop. It has been selected for more than fifty years by the Danish gardeners, who grow it almost exclusively for Winter Cabbage and annually export large quantities. The heads are not as large as late Dutch Flats, but harder and more solid, fine grained and good keepers. **Pkt., 10c; oz., 25c; ¼ lb., 80c; lb., \$2.25.**

**Mammoth Rock Red**—This is by far the best, largest and surest heading red cabbage ever introduced. The plant is large, with numerous spreading leaves. The head is large, round, very solid and deep red color. **Pkt., 10c; oz., 25c; ¼ lb., \$1.00; lb., \$3.00.**

**From Henry Niva, Lawrence County, S. D.**

We used your garden seed last summer and were very much pleased with the garden we grew from it. I am ordering all of my seed this year from you.



## Gurney's Early Ball Head Cabbage

In offering this new early summer Ballhead Cabbage we know that we are presenting the cabbage growing public with a winner and a money-maker and a great deal of satisfaction. This cabbage closely resembles the Danish Ballhead. The heads are perfectly round, good size and mature as early as Wakefield. They are exceptionally good keepers and the late plantings will keep equal to the winter varieties. We recommend this sort especially to market gardeners and for the home garden for both early and late. We feel sure it will take the place of nearly all of the summer varieties, producing a greater per cent of solid heads than any of them, and on account of the small amount of foliage and the compact form in which it grows, can be planted much closer than other varieties. We are offering this feeling sure that it is one of the best articles in the vegetable line we have offered. **Pkt., 10c; oz., 35c; ¼ lb., \$1.20; 1 lb., \$3.50.**



GURNEY'S BALL HEAD

## Chinese Cabbage

**Pe-Tsai or Celery Cabbage**—I believe there have been more disappointed customers of seed houses over this vegetable than any other. It has only been offered for the last few years, and there are so many varieties of it that seedsmen generally have had a difficult time in establishing a correct variety to offer to the trade. We have tried out practically every variety offered, and there is only one that we shall offer in the future. All others have failed to head entirely, or made only a small percentage of marketable heads. Those that failed to make heads have produced immense quantities of seeds. The heading varieties produced but few seed. The Chinese Cabbage is one of the very valuable vegetables and will never be discarded. It is suitable for the usual cabbage purposes, especially valuable as a salad. It has the combined flavor of cabbage, turnip, celery and mustard. This should be planted at about the same season as lettuce for early use, followed by other plants during the summer. Cut these for fall and winter use just as you do other cabbage heads, storing in the same way. **Pkt., 10c; oz., 35c.**

## Cucumbers

Do not plant cucumbers before danger of frost has passed, as the plants are very tender and the least frost will damage or kill them. Plant in hills or rows four feet apart, 10 to 15 seeds to each hill, thinning out later; make soil very rich. For pickles plant from June 1st to the middle of July.

I don't know as there is any use in my talking to you about cucumbers. A fellow certainly cannot do a subject justice if he doesn't like what he is talking about, and positively the only time I can look a cucumber in the face is when the vines are commencing to run and the fields are covered with millions of yellow flowers. This time is when the thousands of little fellows, about an inch to an inch and a half long, are picked and made into pickles. At that time I know and relish a good cucumber. As the cucumber increases in size and they commence to bring him in sliced, I am not there. I will let the other fellow eat him, but not me. The next time I enjoy looking at the cucumber is when the fields are covered with the beautiful yellow bronze ripe ones, ready for the seed thresher. It is really a wonderful sight to see fields of cucumbers with hundreds of thousands of the ripe fruit, all practically alike, the ground fairly covered with them, so easy to grow, so good when made into pickles, for myself, and I expect I will have to agree with the millions of people who eat them sliced. Anyone can grow a cucumber.



PE-TSAI

## Davis Perfect Cucumber

It is seldom that any one cucumber or other vegetable will stand permanently at the top of all others in quality, yield, etc., for as much as eight or ten years at a time. But the Davis Perfect has been on the market for about that time and its nearest competitor is so far behind that it seems safe to predict that Davis Perfect will be the best for a number of years. We have grown this in large fields for seed purposes and the cucumbers would lay so thick on the ground that you could hardly walk without stepping on them. It produces a very small quantity of seed, in fact, less per cucumber than any other cucumber grown. This makes it specially desirable for slicing or for sweet pickles. **Pkt., 10c; oz., 15c; ¼ lb., 40c; 1 lb., \$1.35.**



DAVIS PERFECT





EARLY WHITE SPINE

**Chicago or Westerfield Pickling**—Medium length, pointed, with large, prominent spines; color deep green. **Pkt., 5c; oz., 10c; ¼ lb., 35c; lb., \$1.00.**

**Gherkin or Burr**—Oval-shaped and prickly; for pickling only. **Pkt., 8c; oz., 20c.**

**Improved Extra Long Green**—An extra fine variety, grows very long, very productive. For early and late crops, excellent

**Improved Early White Spine**—This special strain of White Spine Cucumber is noted for its extra earliness, earlier than Fordhook or Arlington. Vines vigorous, fruiting early and abundantly; fruit uniformly straight and handsome, dark green, with a few white spines; flesh tender and of excellent flavor. Great bearer, for table use or pickling. **Pkt., 5c; oz., 10c; ¼ lb., 35c; 1 lb., \$1.00.**

**Early Cluster**—Early, short, and prickly, bears in clusters. **Pkt., 5c; oz., 10c; ¼ lb., 30c; 1 lb., \$1.00.**

**New Everbearing**—Very early, enormously productive, literally covering the ground with its fruit the entire season until killed by frost, making it the most prolific variety in existence. Fruit is medium size and rich, dark green in color, shape long, excellent for pickling or slicing. **Pkt., 5c; oz., 10c; ¼ lb., 35c; 1 lb., \$1.00.**

for pickles. **Pkt., 10c; oz., 15c; ¼ lb., 45c; 1 lb., \$1.35.**

**Earliest of All Cucumbers**—This is a white spine sort, very dark green; when fit to slice, 6 to 7 inches long; has pale green stripes about ½ length from blossom end, straight square ended, firm, and makes a fine pickler. This is a great favorite among market gardeners and others desiring a good, prolific cucumber. **Pkt., 5c; oz., 10c; ¼ lb., 35c; 1 lb., \$1.00.**


## Lemon Cucumber

Here is a cucumber in the shape of a lemon and having a flavor that at once puts it ahead of the common cucumber. It is bound to become a great favorite as a table delicacy. It is an excellent shipper, and picked as a gherkin is delicious. **Pkt., 10c; oz., 20c; ¼ lb., 70c; lb., \$2.60.**

**White Wonder Cucumber**—Color of White Wonder is nearly pure snow white. It grows to good size, usually 8 to 10 inches long, and is very uniform. In season almost the same as the White Spine, but keeps in eatable condition longer. Flavor is pleasing and flesh firm and crisp—fine sliced or in salads. Its smooth, clear surface makes the White Wonder an ideal pickle. Aside from excellent qualities of fruit White Wonder bears a great quantity of them. A packet of seed will furnish you cucumbers in abundance. **Pkt., 10c; oz., 25c; ¼ lb., 75c; 1 lb., \$2.25.**

### From Carl Rutenbeck, Clinton County, Iowa.

The trees I received from you last spring grew fine. I never received any with a better root system than the ones I received from you. I will order more next year.



LEMON CUCUMBER

## Corn, Sweet or Sugar

This is the most satisfactory of all of the grains for table use, and can be made to cover a period from the first of July until the heavy frosts of Fall, if you use proper varieties and season for planting. The earliest of all sweet corn is the Malakhof. By planting this about May 10 to 15 you will have good roasting ears of excellent quality by the first of July. Plant at the same time Golden Bantam and you will have corn a week to ten days later, follow this with Gurney's Early Golden, then Mammoth White Corey, then Early Minnesota and then Country Gentleman or Stowell's Evergreen, and you will have a supply of delicious roasting ears through the entire season. If there are any of these varieties you like better than the other, simply make your plantings about one week apart of that variety and you will accomplish results.

A great many farmers, the very fellows who should have the very best of everything, depend on their field corn for roasting ears. By so doing you are missing the most delicious grain you can have. If your planting is a little larger than can be used in the house, stock of all kinds appreciate it, and it is worth 50c more per hundredweight for fattening purposes than the ordinary field corn.

**Early Minnesota**—A very popular early corn, ears fair size, uniform and of excellent quality. **½ pt., 15c; 1 lb., 25c; 15 lbs., \$2.00; 50 lbs., \$4.50; 100 lbs., \$8.00.**


**Mammoth White Cory**—Produces wonderful yields. This comes in immediately after the Malakhof and will out-yield all other early varieties. The quality is strictly first

class, size of ear much larger than other varieties of early corn, and an exceptionally profitable variety for market gardeners. **½ pt., 15c; 1 lb., 25c; 15 lbs., \$2.00; 50 lbs., \$4.50; 100 lbs., \$8.00.**

**Stowell's Evergreen Sweet Corn**—Due to an oversight, our 1915 catalog failed to list Stowell's Evergreen Sweet Corn. We never knew until that catalog was issued how many fellows wanted Stowell's Evergreen. We were "swamped" with letters from the time the catalog went out until past planting season wondering why we had discontinued Stowell's. Of course, this took a personal letter to all of the people who wanted it and we told them we had the same strain of Stowell's we had been selling them for several years. Absolutely the best of this late, delicious sweet corn. We grow Stowell's in large quantities and we will always grow Stowell's Evergreen until they get something better. **½ pt., 15c; 1 lb., 30c; 15 lbs., \$2.25; 50 lbs., \$7.00; 100 lbs., \$12.00.**

**Golden Cream Sweet Corn**—(See colored photograph on colored insert, Page 32.) There are two standard varieties of sweet corn which are outstanding in quality. They are Golden Bantam and Country Gentleman, and the Golden Cream is a cross of the two. It is of irregular rows like the Country Gentleman, retaining the quality and the deep kernel of this most desirable corn. A golden yellow, early maturing, high yielding, large eared, delicious corn, being ready for table use about ten days later than Golden Bantam and retaining its table qualities several days longer. **Price, ½ pt., 20c; 1 lb., 30c; 1 lb., 45c; 5 lbs., \$1.75; 10 lbs., \$2.75; 25 lbs., \$5.00; 50 lbs., \$9.00.**






PROFESSOR N. E. HANSEN'S MALAKHOF SWEET CORN

This picture shows the first ear of the Malakhof picked in our field this year. I regret that the boys did not give me the date of the planting and picking, but they said that the Malakhof was so much earlier than any other variety that I did not need the information. One of our market gardeners says that he gets the Malakhof so much earlier than others that people are always willing to pay 25c per dozen for these little delicious ears.

Professor Neils Hansen has originated a great many things in vegetables and fruits, but he did not originate this Malakhof Sweet Corn, but found it in Russia, in one of his early trips to that country. He brought it because he considered it the earliest and sweetest sweet corn and that it would fill a place not yet taken by any other variety. The color of this sweet corn varies from an amber to a clear white. It matures the earliest of any variety; planting, say, by the 15th of May, you are practically sure of good roasting ears of mighty good

quality by the 1st of July. The gardeners in and around Yankton sell this corn ahead of all other varieties, and from twenty to twenty-five cents per dozen ears. It will produce often three to four ears to the stalk. They are not large ears, but nearly as large as Golden Bantam. Coming, as they do, ten days ahead of Golden Bantam, it makes it specially pleasing and profitable to grow it. Everyone with either small or large garden can include some of the Malakhof. We would advise for an ordinary family at least one pound of this seed. We are still growing our stock from the original seed.  $\frac{1}{2}$  pt., 15c; 1 lb., 40c; 13 lbs., \$3.25.

From J. C. Knight, Leslieville, Alberta, Canada. The Malakhof seed purchased from you last spring was two weeks earlier than any other variety and was planted a week later.




GOLDEN BANTAM

**Golden Bantam**—Fifty per cent of the sweet corn planted in the United States is of the Golden Bantam variety. It is one of the earliest and sweetest, yielding very heavily, producing good sized ears of the most excellent quality. On account of the seed being very hardy it allows early planting, consequently it reaches the roasting ear stage very early. You can sow this as early as any variety of field corn. The stalks grow only about 4 to 5 feet high and bear generally two good ears to the stalk. When ready for use the kernels are rich golden yellow color—a mighty satisfying sweet corn.

$\frac{1}{2}$  pt., 15c; 1 lb., 30c; 15 lbs., \$2.50; 50 lbs., \$7.00; 100 lbs., \$12.00.

From P. L. Christensen, Mille Lacs County, Minn. I planted my garden with your seed and I have never had such splendid results before. Every seed grew. The Bantam corn now, June 18th, is 30 inches high. I shall certainly recommend your seed to everyone.



**Country Gentleman**—The most delicious of all; for private family use where quality is preferred to size it has no equal. The cob is very small, giving great depth to the kernels.

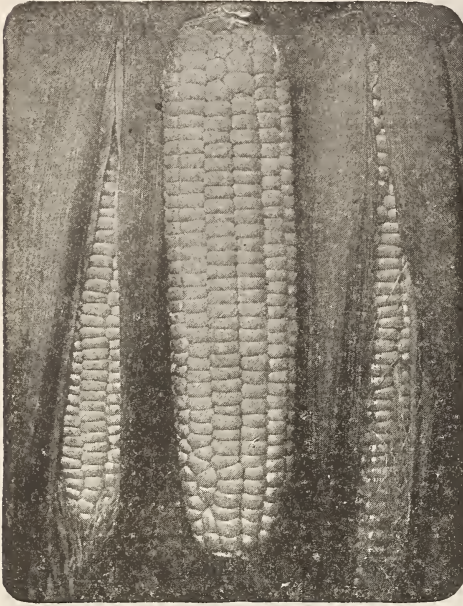
Time of ripening a little later than Stowell's Evergreen  $\frac{1}{2}$  pt., 15c;  $\frac{1}{2}$  lb., 25c; 1 lb., 30c; 15 lbs., \$2.75; 50 lbs., \$8.00; 100 lbs., \$15.00.

### Gurney's Early Golden Sweet Corn

This sweet corn was originated by us here at Yankton, a cross of the Golden Bantam and Early Evergreen. In color it is a bright yellow, the quality is equal to either the Evergreen or the Golden Bantam, size of ear 50 per cent larger than the Golden Bantam, and the average yield from 40 per cent to 60 per cent over the Golden Bantam. It is always advisable to plant your garden for as much of a succession of crops as possible. Sometimes the same variety planted at

different times during the season produces the best results; but in sweet corn we advise the planting of three varieties. We would plant the Golden Bantam for first early, the Gurney Early Golden for second early, Evergreen for third. But if you are going to plant only a small patch in the garden and expect to get along with that, you will get the greatest satisfaction and yield from this Early Golden.  $\frac{1}{2}$  pt., 15c; 1 lb., 35c; 13 lbs., \$2.75.





GURNEY'S EARLIEST JUNE

## Gurney's Earliest June Sweet Corn

It would ordinarily be classed as a novelty, but we have grown it long enough so that it has passed the novelty stage, and you can absolutely depend on its being satisfactory to you. The points of merit we claim for it, and you can demonstrate for yourself, are, first, extreme earliness. Planting at the same time as Golden Bantam, it will be ready a few days earlier. Second, color. A great many people object to yellow sweet corn, and as none of the extremely early varieties of white sweet corn were of good quality, this being a white variety overcomes the objection to the yellow. Next, its quality, which is equal to the best crop of Golden Bantam or later varieties such as Country Gentleman and Evergreen. Next, its size. Making from 12 to 16-rowed ears, averaging from 25 to 50 per cent longer than Golden Bantam; deep-grained; remarkable in the length of time it can be used for cooking purposes. Next, every stalk produces an ear almost identical with all the other stalks in the field, and at the same height. It really is a wonderful sight to see a field of this **Gurney's Earliest June Sweet Corn** in full ear; monstrous ears on small stalks. It is an excellent corn for the market gardener and is especially good for those planting a small patch for their own use. It should be planted about six inches apart in the row, kept well cultivated, and you will find this the most profitable and satisfactory early sweet corn that you can grow.  $\frac{1}{2}$  pt., 25c;  $\frac{1}{2}$  lb., 45c; 1 lb., 75c; 5 lbs., \$1.75.

From Geo. R. Lanning.

Moody County, S. D.


The editor of the paper here had sweet corn out of his own garden Tuesday, July 26th, and so announced in his paper; and then I smiled and said: "Brother Levins, you are away behind the times. On the 10th day of this month, I picked a mess of sweet corn and the wife and I ate it for dinner. Have been eating sweet corn ever since. Moral: If you want early sweet corn, get early seed." I planted my corn on the 12th of May, and on the 10th of July harvested the first. The name of the corn was Gurney's Earliest June.

**DeWolf's Early Acme Sweet Corn**—In placing this new creation of sweet corn before the world a second time, I cannot but feel that if rightly appreciated and widely introduced as it should be on its merits, increased wealth and pleasure will be added through the corn growing section. It is the sweetest and yields from two and one-half to three times as much as the very best of the white varieties. Consequently, it will displace all other varieties for home use and canning. It will yield equally as many bushels to the acre as the best field corn, and on account of its earliness and greater food value, it will be used for hogging down the last week in July, and will displace other early varieties of field corn for this purpose. It made a yield for the originator in 1920 of 362 bushel baskets of ears per acre. Some have objected to its color, saying that yellow was preferable to white. By growing this variety, you will produce white corn that will produce golden dollars in abundance at the end of the season, so that you may have both the white and the yellow. It will make cattle and hog feeding possible and profitable five hundred miles farther north than at present, giving that extended area a cultivated crop to rotate with small grains, thus keeping the fertility of the soil always on a paying basis. Price,  $\frac{1}{2}$  pt., 25c;  $\frac{1}{2}$  lb., 45c; 1 lb., 75c; 5 lbs., \$1.75; 25 lbs., \$7.00; 50 lbs., \$13.00.


From Frank Wilder, The Mandan News.

Morton County, N. D.

I purchased one pound of your DeWolf's Early Acme sweet corn. I planted this one kernel in the place in rows three feet apart, kernels eight to ten inches apart. Two of these rows furnished sweet corn for our table from the 25th of July until the 13th of September. The other 13 rows I have cut and shocked. The stalks of this corn grow from ten to twelve feet high and attract much attention, but you can see that it is remarkably early from the fact that we commenced using it July 25th.



M. J. DEWOLF



DEWOLF EARLY ACME

**Sweet Fodder**—There is nothing better for summer and fall green feed or for curing for winter than Sweet Corn; being sweet and palatable, cattle eat every part of the stalks and leaves. Always a great favorite with dairy farmers, and excellent for soiling. Can be planted as other corn or sowed thickly in drills or broadcast. Sow  $\frac{1}{2}$  bushel per acre in drills, 1 to 1 $\frac{1}{2}$  bushels broadcast. 15 lbs., \$1.00; 50 lbs., \$2.75; 100 lbs., \$5.00.

## Popcorn

About one farmer in ten grows Popcorn, even the little amount that is required for the children's popping during the winter months, when it is enjoyed so much. Give the children this year a little spot in the garden where they can plant at least one pound of the White Rice Popcorn, for their own use this coming winter. I would bet you dollars to doughnuts that the little shavers will never let this popcorn bother you, but they will hoe and cultivate it and produce a greater money yield, per square rod, than you will in the best acre of your own cornfield. Give the kids a try at it. It will yield from eight to ten tons of fodder per acre of as high feeding value as sweet corn. It matures very early, which is an advantage where you are going to be short of early feed for the stock. It can be planted at least twice as thick as other varieties of corn and the yield of ear or shelled corn is usually equal to that of field corn. The market price is much better than for other varieties of corn, and is always marketable. Plant at the rate of 6 to 8 quarts to the acre. **White Rice**— $\frac{1}{2}$  pt., 15c; 1 lb., 20c; 14 lbs., \$1.50; 56 lbs., \$4.00; 100 lbs., \$6.00. **Red Rice**—Fancy seed, bright red,  $\frac{1}{2}$  pt., 30c; 1 lb. 65c. **Japanese Rice**— $\frac{1}{2}$  pt., 20c; 1 lb., 30c; 14 lbs., \$2.25; 56 lbs., \$8.00. **Pop Corn for Popping**—1 lb. carton, 20c; 4 for 60c; 8 for \$1.00.



## DANDELION

Much esteemed for greens, which are cooked like mustard and spinach. The cultivated Dandelion is much superior to the wild one for greens. Sow the seed in May or June on good, rich soil, and thoroughly cultivate, when the leaves will be ready to cut the following spring.

**Improved Large Leaved**—The largest leaved and best cutting variety. Plant is compact and leaves are thick. **Pkt., 10c.**

## Egg Plant

Sow in hotbeds very early in the spring and transplant to 2 or 3 feet apart, in very rich, warm ground. Hoe often and hill up gradually until they blossom.

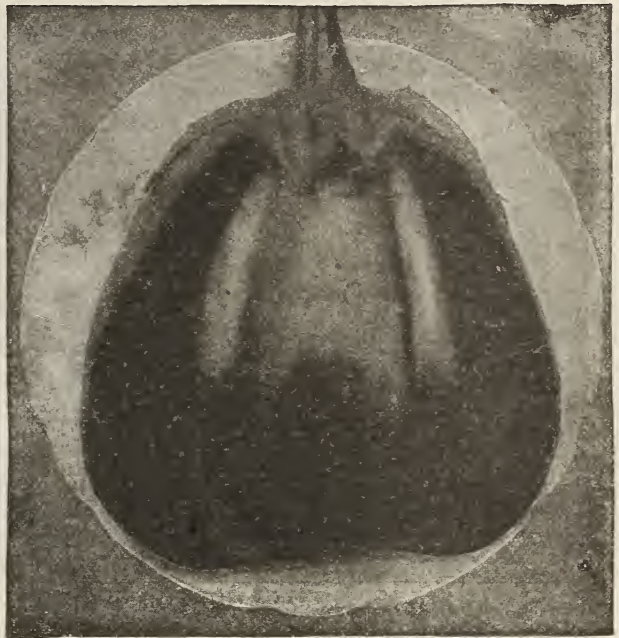
**New Improved New York Purple**—The best variety in cultivation, being early, a sure cropper and of fine quality. The fruit is large, oval, very deep purple. **Pkt., 10c; oz., 40c; ¼ lb., \$1.50; lb., \$5.00.**

## Garlic

**Garlic**—This vegetable is very much in demand for use with meats, sausages, etc. We can furnish in any quantity. **1 lb., 45c; 2 lbs., 80c; 10 lbs., \$3.75.**

## Kohl-Rabi

**Early White Vienna**—Dwarf, small, early; bulb handsome, firm, glossy white; leaves few and small, the best variety for table but should be used when young and not larger than an early Turnip. All varieties are tough and stringy when overgrown. **Pkt., 10c; oz., 20c; ¼ lb., 50c; lb., \$1.50.**



NEW YORK PURPLE

## Lettuce

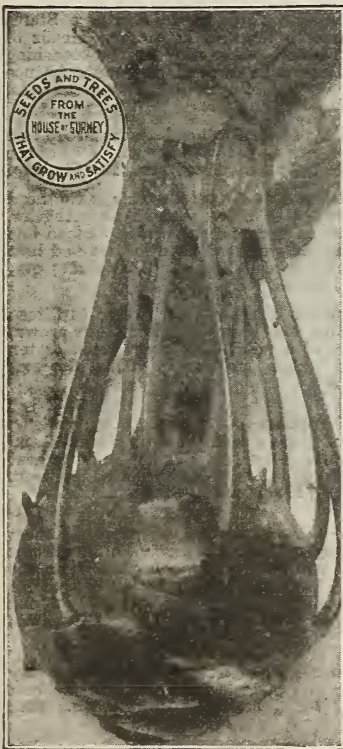
For very best results sow the lettuce in rows just as you always do, but when it is up and making the second set of leaves, transplant it to about four to six inches apart in the rows. Did you ever realize that when you sow lettuce so very thick in the row that you are getting very poor quality lettuce and only about one-tenth the quantity to the row that you should have? By transplanting, the plants will make immense, tender leaves, of good quality, and the headed varieties will often head, making solid heads weighing one pound or more. Give them plenty of room and they will well repay you for the little time and trouble you take in transplanting. Try it out on a small scale anyway, and see if we are not right.

## Gurney's Crisp as Ice

**Very large, extremely crisp, hard-heading, and extra long-standing.**

Grows to a larger size, makes larger heads, is of more pleasing appearance and retains its crispness and mild flavor to a greater degree during the hot summer months than any other crisp-head variety. While especially adapted for midsummer, it is most desirable also for spring and fall.


The plants are of quick, strong growth, attaining a diameter of twelve inches with good cultivation. The leaves are of a soft bright green, growing closely around the head. The heads are tightly folded, six to eight inches in diameter, bleached to a silvery white and nearly as crisp and brittle as celery. **Per pkt., 10c; oz., 20c; ¼ lb., 60c; 1 lb., \$2.00.**



KOHL-RABI, WHITE VIENNA

## Gurney's Stonehead Riviera

This wonderful new Lettuce is of French origin and was introduced from there by us. Very hard-headed, and the most long standing of all lettuces. Heads average size, closely folded, clear light green color, interior leaves blanching to a creamy white. Unequaled for late planting or in places where it will be very hot and dry. **Pkt., 10c; oz., 30c; ¼ lb., \$1.00; ½ lb., \$1.90; 1 lb., \$3.60.**



GURNEY'S STONEHEAD RIVIERA





NEW YORK WONDERFUL OR LOS ANGELES

The production of head lettuce for the market for every day in the year is one of the big industries over the country, very profitable on account of its immense yield and big market.

**Hanson**—A very fine heading variety of large size. The heads are very solid, sweet, tender and crisp throughout and entirely free from any bitter taste. A standard Summer Head Lettuce, very slow to run to seed. **Pkt., 5c; oz., 15c; ¼ lb., 30c; 1 lb., 95c.**

**Market Gardeners' Private Stock**—A strain of black-seeded tennis ball selected with special care for hot-bed and cold frame culture. It makes large, solid heads which stand a long time before sending up seed shoots. **Pkt., 5c; oz., 15c; ¼ lb., 30c; 1 lb., 95c.**

**Big Boston**—A large heading, forcing sort, also for outdoor winter culture. The plants are very hardy and vigorous, with broad, smooth, thin and hard leaves, light green in color, and when well grown are quite tender. **Pkt., 5c; oz., 15c; ¼ lb., 30c; 1 lb., 95c.**

**California Cream Butter**—Splendid lettuce for the open ground, producing very large, solid heads in cool weather. This should be planted just as early as you can work the ground, as it does better than other varieties when weather is

Head lettuce produced from our seed near Omaha brought the grower nearly \$2,000.00 per acre and it was not unusual to find six heads completely fill a standard bushel basket.

cool. This lettuce is largely planted in the Southern States for shipping to the Northern markets in winter. Heads of large size, very solid heads and the interior portion blanching to a beautiful white. The genuine stock of this popular lettuce can be distinguished by very small spots on the outer leaves. **Pkt., 5c; oz., 15c; ¼ lb., 30c; 1 lb., 95c.**

**Brown Dutch**—Medium sized firm head, leaves broad and crumpled, color medium green tinged with brown. One of the best for late planting. **Pkt., 5c; oz., 15c; ¼ lb., 30c; 1 lb., 95c.**

**New York Wonderful or Los Angeles**—This is the head lettuce grown in thousands of acres around Los Angeles, Calif., in Idaho and other places, and shipped in carload lots all over the world. It is the standard head lettuce and best of any except Gurney's Stonehead Riviera. **Pkt., 10c; oz., 35c; ¼ lb., \$1.00; 1 lb., \$3.00.**

**Endive**—Sow in August in shallow drills twelve to fifteen inches apart, and thin to one foot in drills. When fully grown, tie over the outer leaves of a few plants every week or ten days to blanch. Leaves curled, dark green. **Pkt., 5c; oz., 15c; ¼ lb., 35c; 1 lb., \$1.00.**

**Black Seeded Simpson**—A favorite forcing variety; it does not head, but forms a compact mass of leaves, and differs in being lighter colored; stands the summer heat well, and is nearly double the size of the Curled Simpson. **Pkt., 5c; oz., 15c; ¼ lb., 35c; 1 lb., 95c.**

**Grand Rapids**—This is beyond question the most popular of all forcing Lettuce. On account of its upright habit of growth, it can be grown much closer than the other sorts, and it is less liable to rot; the leaves are light yellowish green, excellent for shipping, and keeps a long time without wilting. **Pkt., 5c; oz., 15c; ¼ lb., 35c; 1 lb., 95c.**

**Royal White Summer, or Drumhead**—Heads very large, crisp, tender and of good flavor, one of the best summer varieties. **Pkt., 5c; oz., 15c; ¼ lb., 30c; 1 lb., 90c.**

**Prize Head**—An excellent variety for family use; forms a loose head of a dense mass of leaves, filled at the edge and densely blistered. Deep green in color, tinged with red; crisp, tender and good flavored. **Pkt., 5c; oz., 15c; ¼ lb., 30c; 1 lb., 95c.**



BLACK SEEDED SIMPSON

### LETTUCE AS A STANDARD FOOD

We are more or less in the habit of thinking of lettuce as one of the early spring vegetables with a short two or three weeks' season. It is a delicious and healthful vegetable and may be had every day in the year, the entire growing season from your own garden and the balance of the year from your grocer. It is, prepared in many ways, a delicious salad; cheaper than any other salad even when purchased from the store.

For your own garden plant both leaf and head lettuce, first planting in the hot bed or in a box in the house and transplant into the open as early as weather will permit. Sow more in the open at this transplanting time and again later. Leaf lettuce if not too thick may grow as you have sown it, but HEAD LETTUCE to be at its best MUST BE TRANSPLANTED to about ten inches apart in the row. It will then make desirable heads. Let's have Lettuce all the time.

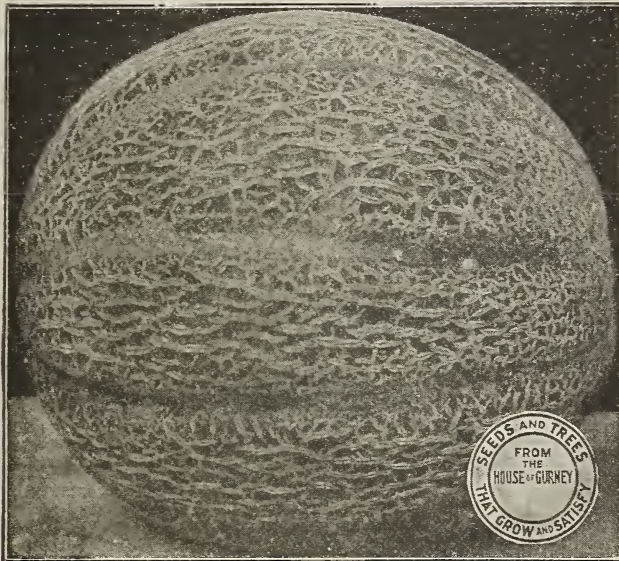


## Melons—Musk

What's the use of letting your boys steal the Melons they want from your neighbors? Why not plant them yourself and have company? Did you ever steal a watermelon? Crawl through the wet cornfield on your belly, about nine or ten o'clock at night, listening every minute for the watchdog, finally reach the patch, and find one of the largest and ripest ones right in the edge of the cornfield, pick it carefully, roll it ahead of you until you are 'way back in the field, then pick it up and run, reach the edge of the field and then with your two or three companions, eat the most delicious watermelon you ever had? Possibly those in your father's patch were much better, but you wanted this melon because it was harder to get. I have stolen melons a good many times. As my hair commences to get gray, I don't know that I approve of it, but boys will steal melons for the next twenty generations just as they have for the last, and when they go into the patch and take just what they want to eat, picking and handling them carefully, not destroying the vines nor spoiling melons, I think we can all forgive the crime just for the fun they get out of it. So plant enough for your boys and a few for the neighbors.



**PRIZE WINNERS**  
All from One Garden—All from Gurney Seed



**GRAND**



## Grand Muskmelon

This splendid new melon is a sport from the Osage, which it resembles in quality, but differs somewhat in color and markings and is more uniform in size. It is at least ten days earlier than Osage, has a more vigorous vine, and because of its vigorous growth, a greater yielder. Color, a peculiar pea-green; flesh, rich salmon or red color. In flavor it surpasses the best grown Osage or Emerald Gem. The flesh extends to the rind and retains the color and quality quite to the outer shell, which, though thin, is very hard and firm, and because of this bears shipment remarkably well.

The flesh is very thick, considering the size of the melon, leaving a small seed cavity. With repeated trials beside the Osage for the last five years, it has proven a more profitable melon for the market. The bushel crates will weigh five pounds heavier than the Osage, which shows that it is a much thicker-meated melon. **Pkt., 10c; oz., 20c; ½ lb., \$1.00; 1 lb., \$1.55.**

## Gurney's Enid Muskmelon

Our description of this extremely valuable new melon when it was introduced by us in 1908: This new and valuable muskmelon originated in Enid, Oklahoma, and is certainly the best of all melons for home use or market gardeners. It is one-half larger than the Rocky Ford, one week earlier and twice as good. Color and shape the same as Rocky Ford, abundant bearer and an excellent market melon. **Pkt., 10c; oz., 20c; ¼ lb., 50c; 1 lb., \$1.50.**

**Jenny Lind**—One of the earliest melons grown; small, round and flattened at ends, deeply ribbed, thickly netted, which makes it valuable for shipping; an excellent variety for the restaurant trade, flesh light green; sweetest of this class. **Pkt., 5c; oz., 15c; ¼ lb., 35c; lb., \$1.15; 5 lbs., \$4.50. Postpaid.**

**Netted Gem**—One of the earliest and best small melons grown. Oval in shape and very uniform in size; flesh light green and of fine flavor; exceedingly productive. **Pkt., 5c; oz., 10c; ¼ lb., 30c; lb., \$1.00; 5 lbs., \$4.00. Postpaid.**

**Paul Rose or Petoskey**—This widely advertised melon is a successful cross of the Osage with the Netted Gem and combines the sweetness of the former with the finely netted appearance of the Gem. The flesh is of orange red color like that of the Osage. A splendid shipper and just the right size for the hotel and table use. **Large pkt., 5c; oz., 15c; ¼ lb., 35c; lb., \$1.00; 5 lbs., \$4.00. Postpaid.**

### From Mrs. J. J. Gardner, Brookings County, S. D.

Everything from your gardens did finely. The Early Six Weeks potatoes produced enough from 15 pounds of seed to supply our two families all winter. I have been sounding your praises all year and shall want more goods from you next year.



**GURNEY'S ENID**





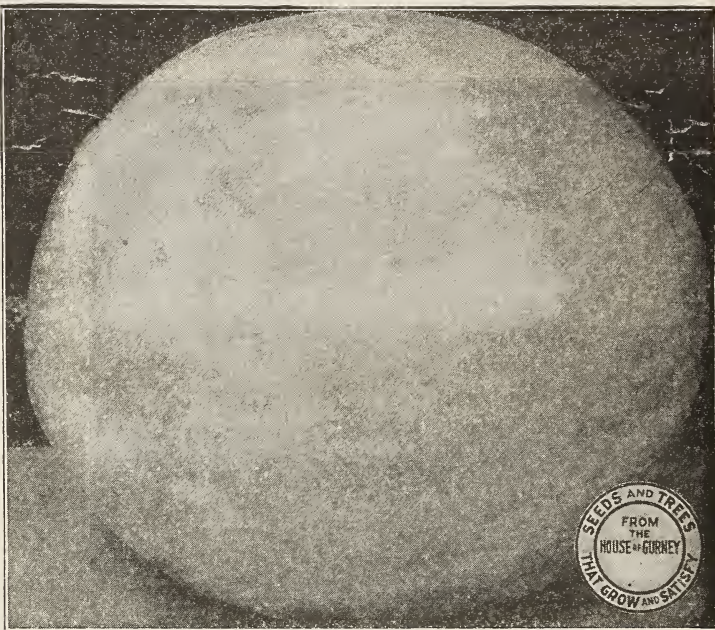
DAVIS' WHITE SEEDED

**Persian Winter Muskmelon**—On the west coast they are grown by the trainload, the meat is of a pleasant golden color, at least three inches thick and has that delicious flavor of the "Hearts of Gold" summer melon. The Persian is a large finely netted dark green melon weighing about 10 pounds. Keeps equal to the Honey Dew. This is the great Christmas melon. **Pkt., 15c; oz., 40c; ¼ lb., \$1.25.**

**Pollock No. 10-25 Salmon Pink**—In twenty years there has been a number of improvements in the **Netted Gem** or the **Rocky Ford Cantaloupe** and the 10-25 Salmon Pink is the latest, yielding heavily, even sized melons, so that after picking there is hardly a cull left in the field, netting a little more heavily from stem to blossom, rust resistant, a few days earlier, and reach the market in such condition that they are worth the money asked. It is a re-selection of Pollock's No. 25. **Price—Pkg., 10c; oz., 20c; ¼ lb., 60c; ½ lb., \$1.00; 1 lb., \$1.75; 5 lbs., \$7.00.**

**From Mrs. J. A. Hill,  
Fillmore County, Neb.**

I received my seed and shrubs and they are in very fine condition. I used your seeds last year and they were the best seeds I ever planted. I believe every seed grew.



HONEY DEW

**Emerald Gem**—I asked the gardener at the Hospital for the Insane to name the muskmelon that he thought the most of, the one that produced the best percentage of strictly good melons of the right size. Without hesitation he said Emerald Gem. For the big institution he grows several acres, and I noticed a larger percentage of Emerald Gem than any other variety; they are nearly smooth skinned, deeply ribbed green rind, with just a few lighter colored stripes, flesh thick so that the seed cavity is not much larger than a walnut. Flesh of a delicate salmon color, and it would be useless for me to tell you much of their quality because you might think I was prejudiced. **Pkt., 5c; oz., 10c; ¼ lb., 35c; lb., \$1.20; 5 lbs., \$5.00, postpaid.**

**From Mrs. Joe Weiss, Hoven, Potter County, S. D.**

I am enclosing pictures of my little son and his cousin, enjoying the watermelons which I was so proud of. Some of these melons weighed thirty pounds and we raised them on breaking without cultivation. I always recommend Gurney's seeds and nursery stock, as they always did well when others failed. I sold \$75.00 worth of melons from .35c worth of seed, besides giving many away. Honey Dew is the best muskmelon I ever grew.

**Davis' White Seed**—We listed this melon in 1911 for the first time and recommended it highly on account of the good showing it had made in our trial grounds in comparison with other melons. Last season we said this was the best quality of any of the muskmelons yet introduced, and one more year's general trial over the country has convinced us that it is the best all-round home and shipping melon yet introduced. This is the only white-seed muskmelon, as all other muskmelons produce a yellow seed only. A report from one of our growers in western Nebraska tells us that the White Seeded was the earliest muskmelon of any that he planted this past season, coming in two weeks ahead of the Osage, and produced more melons to the vine that were marketable than any other melon he has ever grown, and the quality was all good. In most melons you will find some time during the season lots of melons of poor quality; with the Davis White Seeded they are all alike, both for size, color, quality, and the immense number borne on each vine. We can only offer a limited amount of the seed. **Pkt., 10c; oz., 25c; ¼ lb., 80c; 1 lb., \$2.50.**

**Honey Dew**—"Some better than the very best, a whole lot better than all the rest." We might stop right there with our description of the Honey Dew Muskmelon. It is a wonderful production, a cross of an African Casaba and the Rocky Ford Cantaloupe. We want to say just a few words of its value on the market. I have taken from the Daily Chicago Trade Bulletin the market on various melons at different times, and without exception, the Honey Dew was selling at from fifty cents to one dollar and fifty cents per crate more than any other melon on the market. You can eat it in September or keep it until Christmas, it simply gets better all the time.

**Green Fleshed Honey Dew**—**Pkt., 10c; oz., 40c; 2 oz. 70c; 4 oz., \$1.00; ½ lb., \$1.50; 1 lb., \$2.00.**

**Golden Fleshed Honey Dew**—In every respect the same as the Green Fleshed Honey Dew, except the flesh is a rich falden color. **Price—Pkt., 15c; oz., 40c; 2 oz., 70c; 4 oz., \$1.00; ½ lb., \$1.50; 1 lb., \$2.00.**

CHILDREN OF MRS. JOHN WEISS, HOVEN,  
S. D. GURNEY MELONS



**Giant of Colorado**—Large size; oblong; 12 to 15 inches in length, heavily ribbed and netted. Skin green, flesh light green and excellent quality. Best quality of any of the large melons.

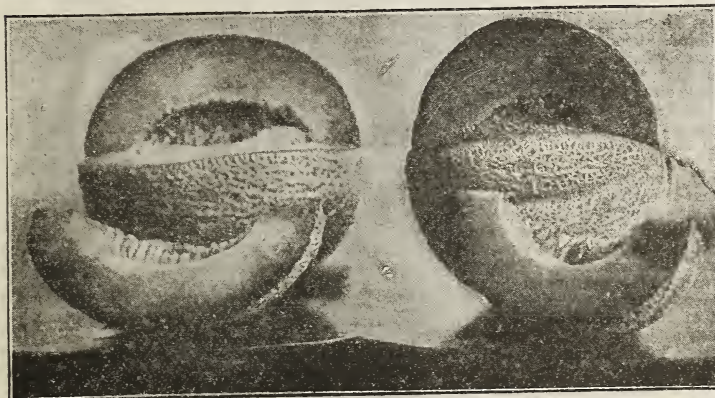
This is a very satisfactory melon for the home garden and home market. The melon is very large and attractive and brings a good price always, but not a good shipping melon. We have picked as high as six ripe melons at one time from a single vine, none of them weighing less than 7 lbs. **Pkt., 5c; oz., 10c; lb., \$1.20; 5 lbs., \$5.00, postpaid.**

**Tip Top**—This wonderfully fine melon should be planted by all melon growers. **It always pleases.** The testimony of all who use **Tip Top** is that every melon produced, whether big or little, early or late, is a good one; sweet, juicy, finest flavor, firm-fleshed and eatable to the outside coating. Its appearance on the market is very attractive—sells on sight. The fruits are of large size, nearly round, evenly ribbed and moderately netted. Flesh rich deep salmon, sweet and spicy. Ripe fruits in 90 days. **Pkt., 5c; oz., 15c; ¼ lb., 45c; lb., \$1.50, postpaid.**

**Rocky Ford**—This variety is an improvement on the **Netted Gem**, and is largely grown in Colorado and shipped by the carload to the eastern cities. It is much sought after by hotel and restaurant keepers on account of its size and exceptionally fine flavor. Flesh is greenish white in color, very juicy and rich and good clear to the rind. It is medium in size, of round oval form and a most excellent keeper. **Pkt., 5c; oz., 10c; ¼ lb., 30c; lb., \$1.00; 5 lbs., \$4.00, postpaid.**



GIANT OF COLORADO



ROCKY FORD

HOODOO

**Hoodoo**—Another of Paul Rose's wonderful melons introduced three years ago, has grown into popular favor more rapidly than any other melon. The Hoodoo melon is equal in quality to any melon planted today, and for all purposes it is better than nearly all others. The color of the flesh is bright orange, meat very thick, seed cavity extremely small, netting is very close and firm, making it one of the very best for shipping. Our seed of this variety is saved from a most carefully selected, inspected field, and is two years ahead in selection of any other seed offered. **Pkt., 10c; oz., 15c; ¼ lb., 35c; lb., \$1.15; 5 lbs., \$4.50, postpaid.**

**Banana**—A peculiar, long, smooth yellow-skinned melon with salmon flesh. **Pkt., 5c; 1 oz., 10c; ¼ lb., 35c; 1 lb., \$1.25, postpaid.**

#### From Mrs. Chas. W. Robert, Beadle County, S. D.


The package of white carrot you sent me on trial last year were fine. They came up so thick that I pulled over half, and from the small package had three bushels when dug. They kept fine in apple boxes in the basement and on this, the first of April, I have a few left, just as sound as when dug. One measures nine and one-half inches around.

**Hearts of Gold**—When the first one was handed to me, the grower said: "Peel it with your knife and eat it as you would an apple. It is solid meat clear through from the thin skin clear to the heart." I tried it and it was a wonderfully delicious melon, absolutely the best second early. We found it again in the Nevada deserts and carried a melon for three days, bumping around in the bottom of the car, then ate it and it was not bruised and was still delicious. This melon marketed in New York and in San Francisco at the height of the melon season, when the market was glutted with other varieties, and sold at a very profitable price to the producer, the first car selling as high as \$4.50 per crate against 75c for standard varieties. Hearts of Gold, like Golden Champlain, makes a heavy crown set and ripens about one week later than Golden Champlain; shape, slightly oblong, well-netted; skin thin, meat thick and firm, quality delicious. No other melon equals it for shipping purposes. One of the growers located on the Lincoln Highway in Nevada, told me that he sold his entire crop to tourists. They would stop and buy a melon and invariably left orders for crates to be sent by parcel post or express to their friends in the East. We expressed a crate across the United States and it reached destination in perfect condition. Market gardeners should plant heavily of this variety. **Pkt., 20c; ½ oz., 40c; oz., 70c; ¼ lb., \$2.10; 1 lb., \$5.60; 5 lbs., \$25.00**



**HEARTS OF GOLD**—This photograph was made from a melon that was shipped from Fallon, Nevada, to Yankton, from Yankton to Rochester, N. Y. and photographed at that place, and still in perfect condition. The wonderful shipping melon.





OSAGE ]

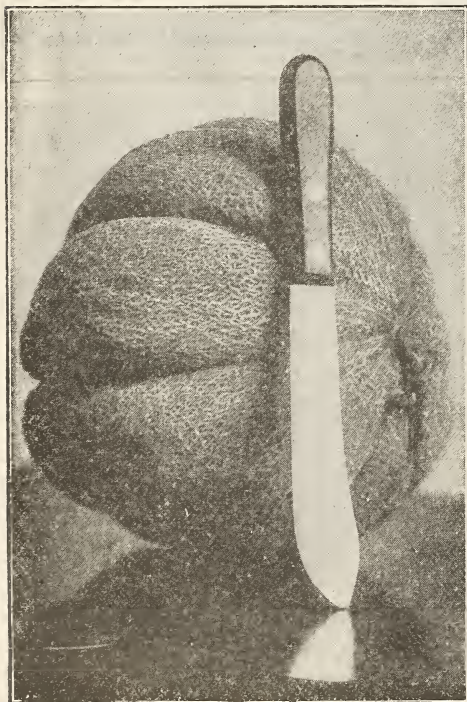
**Walrath's Golden Champlain Muskmelon** (See colored plate, page 67)—Ten reasons for offering this new melon: 1st. Ripens three weeks in advance of the Hackensack, Emerald Gem or Paul Rose. 2nd. It blossoms and sets fruit thickly on laterals before the vines are six inches long. 3rd. By doing this it produces from eight to fifteen large melons in a cluster around the hill which makes them easy to handle. 4th. Because of this unusual habit the first setting of melons matures at the same time. 5th. The vines are very hardy, strong growing, which enables it to handle an immense crop. 6th. Because of its high quality, golden yellow meated fruit. 7th. Its desirable market size, varying from  $2\frac{1}{2}$  to  $3\frac{1}{2}$  lbs. 8th. Because it is the best of thirty-four different kinds tried by the originator. 9th. On account of its earliness it grabs off the early melon money which is always the best money. 10th. Because it is the melon that has extended the melon belt hundreds of miles north, allowing people clear to the Canadian line to enjoy this delicious muskmelon. I quote from the description given by the originator: "In introducing to you our New Habit Cantaloupe, **GOLDEN CHAMPLAIN**. This melon is so early that it can be grown much farther north than any other variety yet introduced. It ripens three weeks earlier than the Emerald Gem, Hackensack or Paul Rose. The nature of the New Habit is that it throws laterals and blossoms before the main stems are six inches long, and real fruit sets on these laterals and develop rapidly. You will find from eight to fifteen large melons in a bunch right around the hill where the seed were planted, making easy and inexpensive handling when ripening. This first setting of melons account starting at the same time, mature at the same time, giving a large crop and the early money getter. The vines are exceptionally strong and hardy. Quality of fruit excellent, flesh golden yellow. Outside skin green, well netted, and firm. Size from  $2\frac{1}{2}$  to  $3\frac{1}{2}$  lbs. I have grown thirty-four different kinds of cantaloupe in the last fifteen years, but the Golden Champlain yields much heavier than any of them even if you only count the first setting. Three years out of four we have picked ripe melons fifty-seven days after planting seeds in the fields, with ordinary field culture. This melon is success-

**Osage**—(Miller's Cream)—This is the most profitable of all melons for the market gardener; uniform quality; it makes no difference what the size of the melons may be, they are all sweet and delicious. The skin is thin, dark green and netted. The flesh is deep salmon, remarkably sweet and of a spicy flavor; extremely thick and delicious to the rind. **Pkt., 5c; oz., 10c; ¼ lb., 35c; lb., \$1.00; 5 lbs., \$4.70, postpaid.**

**Home Sweet Home**—This is a very fine market or family melon. As shown in the illustration, it is oblong in shape, very beautifully netted, thick green flesh, and of delicious flavor. The melons run medium to large in size and exceedingly uniform, and a basket of them makes a very handsome appearance in market. **Pkt., 10c; oz., 15c; ¼ lb., 45c; lb., \$1.25; 5 lbs., \$5.00, postpaid.**



HOME SWEET HOME



HACKENSACK

fully grown in the Lake Champlain district in high altitude, hence its name, **GOLDEN CHAMPLAIN**. Its extreme earliness prevents a lot of melon money from getting into the pockets of the Imperial Valley growers, and gives it to the home producer three weeks sooner."

From Wilbur Harrison, Kingsville, O., 11-19-21.

I received more money from one acre of Golden Champlain muskmelon than from two and one-half acres of any other varieties.

**Golden Champlain Melon**—Successful melon growers, if they knew of the many qualities of this melon, maturing as it does twenty days earlier than others, maturing in 57 days from seed to market, netting \$2,000.00 per acre, they would not hesitate to pay \$20.00 per acre for the seed, about the cost of potato seed per acre, while their profits would be at least five to ten times as much. **Pkt., 25c; ½ oz., 50c; oz., 90c; ¼ lb., \$2.00; 1 lb., \$7.00.**

**Extra Early Hackensack**—This valuable variety is ready for the market fully ten days ahead of the well-known Hackensack, which it much resembles in size, shape and quality; weight from five to ten pounds each; very productive, averaging from five to six melons to the vine; deeply netted; flesh light green. **Pkt., 5c; oz., 10c; ¼ lb., 30c; lb., \$1.00; 5 lbs., \$4.00, postpaid.**

### Citron

We can furnish these in either the small round or the large long. They are used for making preserves, and I guess every housewife knows of numerous other ways to use them. They are a very valuable vegetable. **Pkt., 5c; oz., 10c; ¼ lb., 25c; lb., 90c; 5 lbs., \$4.00, postpaid.**

### From G. Wm. Hickman, Brown County, S. D.

Last year I bought some winter watermelon seed from you and had splendid success. We ate the last one December 27th. I had an acre of melons and found ready sale at top prices. This year I have two acres. We have a magnificent crop in spite of the long drouth.



## The New Watermelon "Corporal Gurney"

We offered this four years ago and, with the exception of a very few reports, it has proven one of the very best melons of the entire list. Its large size, extremely tough rind and excellent quality has made it a desirable market melon. We

are offering it again with the assurance that this is the coming melon for the market, at least for that part of the country where they are grown in large quantities for the market.

We have called this "Corporal Gurney" because the first ripe melon was picked on the day he was appointed corporal. Since then he has become sergeant, but the melon remains "Corporal," although it is absolutely "General" in quality. It is an oblong melon, shorter and much thicker through than the Tom Watson and Kleckley. In color it is a very pleasing gray, or a very light green. The rind is extremely hard, making it best of all melons for shipping purposes. It can be shipped across the United States and back again, and be equal to any freshly picked melon. The quality never has been surpassed, and probably never will be. The rind is thin, but strong enough so that the heaviest man can stand on it without injuring it. I have rolled these melons off from an ordinary table to the floor

without cracking the rind or bruising the flesh. I am not showing you a picture of Corporal Gurney, but a picture of the melon instead. This melon is not as early as the earliest, but will be classed as a medium early melon. Our supply of seed is limited and consequently rather high-priced this season,

### Winter Watermelon (See colored plate, Page 67.)

Yankton, S. D., has the best equipped State Hospital, takes better care of its patients, and cures more than any other in the United States. This is a broad statement, but I believe it is true. It is equipped with theatre, dance hall, ball ground, tennis court, and last, but not least, an immense automobile, carrying thirty passengers, and on every decent day, during the entire year, it is loaded with patients early in the morning, a fifteen mile ride given them, the car then returns to the Hospital and is reloaded, and this operation continues until nightfall. You wonder what this has to do with winter watermelons. I am just coming to that. I have been on the grounds of the Hospital for the Insane at Yankton this summer a number of times, and it was not unusual to see hundreds of the patients on these beautiful grounds among the trees and on the lawn, each patient, if they wanted it, eating watermelon. Their garden covers about thirty acres, all grown

CORPORAL GURNEY

but for satisfaction you had better plant one packet of Corporal Gurney than a dozen packets of other varieties. **Price per well-filled packet, 25c; 1 oz., 35c; ¼ lb., \$1.00; ½ lb., \$1.50; 1 lb., \$2.00; 5 lbs., \$8.00.**

from Gurney's seeds, and they had thousands of the winter watermelons, besides thousands of other kinds. On this date, November 1st, they still have a quantity of the winter watermelons stored. It is the sweetest and best of all. You can almost taste the deliciousness of this wonderfully sweet melon hidden in its luxuriant foliage. It is not only good at time of maturity of the ordinary melon, but can be harvested and kept well up to Christmas time. It is medium-sized, almost clear white rind, the brightest red flesh and small black seeds, very firm and very tough rind, which accounts for its keeping qualities. These should be harvested when ripe, not over-ripe, placed in a cool dry cellar; or if you wish, place them in the open in straw, seeing that the melons do not touch each other and covering all of them with sufficient straw to keep from freezing. Take them out as wanted and you will be well repaid. **Price, pkt., 10c; oz., 25c; ¼ lb., 60c; 1 lb., \$2.00.**

### From Clark Ringling, Humboldt County, Nev.

We planted some of your winter watermelon seed. They are the best watermelon for this country. They started ripening about September 1st and on this date, January 6th, I still have a few. I never saw a poor one among them.

**Round Light Icing**—Fruit medium sized, nearly round, greenish white, slightly veined or dotted with light green. The flesh is light red, sweet and crisp, seed white. A very early melon producing remarkable crops. Late in May in the spring of 1921, we had a telephone order from one of our customers for more than 100 pounds of this seed. I advised that it was too late to plant any watermelon, but he insisted on planting and I recommended some earlier varieties; but he still insisted on Round Light Icing, and he marketed from that field dozens of carloads about as early as the earliest varieties, and received top prices for them. **Price—Pkg., 5c; oz., 10c; ¼ lb., 25c; ½ lb., 50c; 1 lb., 90c; 5 lbs., \$3.00.**

**Georgia Rattlesnake**—One of the oldest Southern varieties, very large, long, light green in color with mottled stripe of a darker shade. Flesh tender and sweet. Plant this variety as early as possible so that it may have the delicious flavor that has made it famous in the south. **Pkt., 5c; oz., 10c; ¼ lb., 25c; ½ lbs., 50c; 1 lb., 90c; 5 lbs., \$3.00.**

ROUND LIGHT ICING





KLECKLEY'S SWEET


The above photo is of Charles and a Kleckley Sweet. The kid married October, 1921. Can you beat it?

**Georgia Rattlesnake**—One of the oldest Southern varieties, very large, long, light green in color with mottled stripe of a darker shade. Flesh tender and sweet. Plant this variety as early as possible so that it may have the delicious flavor that has made it famous in the South. **Pkt., 5c; oz., 10c; ¼ lb., 25c; ½ lb., 50c; 1 lb., 90c; 5 lbs., \$3.00.**

**Kleckley's Sweet**—Vines are strong-growing, producing uniformly large-sized melons. The fruits are oblong. The skin is dark green. Flesh is bright scarlet and ripens to within one-half inch of the rind. The quality is very rich and sweet, hence its name. For the home market or family garden it is decidedly one of the best. **Pkt., 5c; oz., 10c; ¼ lb., 25c; ½ lb., 80c; 5 lbs., \$3.00.**



SOME OF GEO. TRUERS



TOM WATSON

**Tom Watson**—It is not often that a melon will jump from the unknown to the most popular melon grown in a short period of four or five seasons. The Tom Watson is a melon of that type; it is one of the very best shippers of the long melons, and one of the best quality. The melons will grow to a length of about two feet, and about one foot in diameter. The rind is a hard mottled green, thin, but tough enough to endure shipping to any distant market. Of the long shaped melons it is the best shipper of any. The flesh is deep red and comes very close to the rind. We consider this for quality equal to any of the melons, and it sells readily on the market when there is no demand for others. **Pkg., 5c; oz., 10c; ¼ lb., 25c; ½ lb., 70c; 5 lbs., \$2.75.**

**Peerless**—(Ice Cream)—of medium size, thin rind, light mottled green; flesh bright scarlet, solid to the center, and sweet as honey. **Pkt., 5c; oz., 10c; ¼ lb., 25c; ½ lb., 70c; 5 lbs., \$2.75.**

**Fordhook Early**—Without a rival. This is the earliest large-fruited melon in cultivation. We secured a good number of fine large melons before any other varieties ripened, with the exception only of the small Cole's Early. These fruits are of good size, rather short and blocky in form, with large diameter; skin dark green, occasionally with faint stripes of lighter green; flesh bright red, crisp, sweet, and of splendid quality; rind quite thin, but skin tough; make an excellent shipping variety. **Pkt., 5c; oz., 10c; ¼ lb., 25c; ½ lb., 80c; 5 lbs., \$3.00.**

**Kolb's Gem**—A valuable variety. The fruit is large, weighing from 25 to 50 lbs. It has a delicious flavor, and its keeping qualities are the best. **Pkt., 5c; oz., 10c; ¼ lb., 20c; ½ lb., 60c; 5 lbs., by express, \$2.40.**


**McIver's or Wonderful Sugar**—Oblong in shape; size uniformly large; handsome appearance; skin shows broad bands of white, shading into narrower bands of dark green; quality is superior; flesh is soft pale pink, crisp, free from any stringiness, and juicy. The melons have a solid heart, free from cracks, while the seed rows are close to the rim. **Pkt., 5c; oz., 10c; ¼ lb., 25c; ½ lb., 65c.**

**Phinney's Early**—An early variety; medium and uniform size, and a beautiful form. The skin is smooth, with white mottled and dark green stripes. Flesh light red or pink, sweet and delicious. One of the best for home use. **Pkt., 5c; oz., 10c; ¼ lb., 25c; ½ lb., 65c.**




YOUNG BAILEY





### Gurney's Improved Cole's Early Watermelon



**EARLIEST AND SWEETEST**

**Gurney's Improved Cole's Early Watermelon**—This is an improvement over the old COLE'S EARLY. By selection it has been made more uniform in size, better quality and earlier. Sure to ripen. Just the melon for home market. Ripens during August and by far the best watermelon for the northern states, where the seasons are usually too short for any other. Since its introduction melons have ripened further north than it was supposed possible to ripen them. COLE'S EARLY is no less valuable for the middle states from the fact that it ripens melons ahead of any other and continues to bear abundantly throughout the entire season. Weight about 10 to 15 lbs., nearly round, dark green with lighter stripes, flesh brightest red, crisp and free from stringiness. Very solid. Is deliciously sweet and refreshing all the way through to the rind. **Pkt., 5c; oz., 10c; ¼ lb., 25c; 1 lb., 70c; 5 lbs., \$2.65.**

### The Earliest and Sweetest

Almost as far back as I can remember we have urged everyone to plant the Cole's Early, for the earliest and best watermelons. We have not changed our minds a particle about the Cole's Early, as it is still one of the very best, but the earliest and sweetest, a cross of Mountain Sweet and Cole's Early, combining the best qualities of both, is nearly one week earlier than Cole's Early,

three to five pounds heavier, does not break as easily when handled, and the facts are that when the two melons ripening together are placed before you, you will always eat the earliest and sweetest. The average weight of this melon would be probably from 12 to 15 lbs., flesh scarlet, very fine grained, and the flavor is delicious. The seeds are white. Vines producing wonderful crops, often producing eight to twelve melons to the vine. We wish to say to our Northern customers that this earliest and sweetest melon is the one they should plant. There is but little use in planting the large late varieties in your locality. They are only a disappointment, nearly ripe when the frost comes. You will always get under the wire with the Earliest and the Sweetest. **Pkt., 10c; oz., 20c; ¼ lb., 50c; lb., \$1.50.**

**Sweetheart**—Our field of watermelons was certainly a pleasant sight. A field of 30 acres of these planted right and growing right was so well covered with melons that a person could have started in any part of the field and walked around all over it and stepped on a large melon each time. Every melon seemed to be perfect in color and shape. This is certainly a fine strain of this very popular shipping melon. Rind is thin, but firm. Flesh bright red, very sweet and tender, size large. **Pkt., 5c; oz., 10c; ¼ lb., 20c; lb., 65c; 5 lbs., \$2.75.**

**Golden Sweet**—The only desirable yellow meated melon, and for home use the best of all melons. Very thin rind, golden yellow flesh, so remarkably sweet and tender that they will be chosen above all other melons for home, not shipping purposes. **Price—Pkg., 10c; oz., 15c; ¼ lb., 40c; ½ lb., 70c; lb., \$1.30.**



**MY TWO SWEETHEARTS**






Preston, Idaho, Nov. 20th, 1920.

Enclosed find photo of my onion patch grown from your seed. I raised 387 bu. on 56 square rods of land. Some crop! Please send your 1921 catalog as soon as you can as I want to have my seed by the first of March.

I received the check of two dollars and fifty cents (\$2.50) today and am sending you the films of the onion patch, as you request, and have had good luck with all your seeds this year. I had ball head cabbage that weighed 20 lbs. My onion patch measured just exactly fifty-six rods. I am figuring on putting in one acre of onions next year. Send me your 1921 catalog as early as possible.

Ralph Jenkins.

## ONION CULTURE AND PROFIT IN ONIONS



GURNEY'S DAKOTA RED GLOBE

You cannot plant a crop on your farm that will produce more dollars per acre than a crop of onions. The yield in the northwest from the onion **Dakota** and **Southport Red Globe** and other standard varieties is always exceptionally heavy; the gardeners selling but few of them under \$1.25 per bu., and lots of them moving at \$1.50 and \$2.00 per bu., making the greatest yield of dollars per acre of any crop. Onions can be grown and harvested for \$45.00 per acre; this allows about \$8.00 per acre rent for the land. A very ordinary yield would be at least 300 bushels per acre, even this small crop would bring more net dollars per acre than any five acres in an ordinary crop. Yields of one thousand bushels are not uncommon and one of our friends at Bassett, Nebraska, has just sent us a photograph of his field of one and one-fourth acres from which he harvested nine hundred bushels. The varieties he planted were Gurney's Red Globe "Dakota" and Southport Yellow Globe.

Figure the cost of production as high as you please and you could not come within a mile of the gross profit, plant just as many as you can take care of, you cannot flood the market.

In previous years we have devoted several pages to onion culture and profits in onions. Owing to the fact that we have reduced the size of the catalog this year we are compelled to leave out of the regular catalog all of this matter, but instead will pack with each order of one-fourth pound or more an onion bulletin, giving you full instructions for the cultivation, care and marketing of onions. We shall be glad to send copies of these or other bulletins on request at any time.

**Australian Brown**—An early onion of medium size and nearly globular shape; a sure cropper and long keeper. The skin is a bright brown, and the flesh is white, crisp, extremely solid, and of a sweet, mild flavor. This is the longest keeper and the best onion to plant for early market when prices are high—a very beautiful onion. **Pkg., 5c; oz., 20c; ¼ lb., 35c; 1 lb., \$1.35; 5 lbs., \$5.25. Postpaid.**

**Extra Early Red Flat**—For the early market we advise this onion, as it matures two to three weeks earlier than other onions. It is not quite so large, medium size, flat in form, flesh white tinged with pink, skin deep red, solid, good keeper. **Pkg., 5c; oz., 25c; ¼ lb., 70c; 1 lb., \$1.75.**

In offering the "Dakota" Onion we wish to tell you something of it. The parentage of this onion is strictly Southport Red Globe, but has been grown in Dakota for a number of years and by careful selection of the bulbs and saving of the seed crop we have produced an onion that is very uniform in size, very dark red in color, a perfect globe, and quite a bit earlier than any other globe onion that we know of. We consider this one of the most profitable onions for the people of the Northwest to plant. It has yielded an immense crop of firm bulbs when other seed has failed to do as well. On account of being able to market them earlier than other varieties you can secure a better price, and as the yield is equally as large as any other variety it is certainly more profitable to plant them. The seed will cost you a little more money than the

others, but a few cents per acre is more than made up by the results in the fall. **Pkg., 10c; oz., 35c; ¼ lb., \$1.00; ½ lb., \$1.50; 1 lb., \$2.50; 5 lbs., \$10.00. Postpaid.**

**Mammoth Silver King**—This is absolutely the largest white onion grown, specimens often measuring as much as 20 inches in circumference and weighing as high as four pounds. It is of very attractive shape and color; silvery white skin, flesh a most agreeable flavor, but only a reasonable keeper. We advise the growing of this in small quantities, and you should dispose of them by the first of December. For exhibition purposes these should be started in a hotbed and transplanted; in this way you will produce onions of immense size. **Pkg., 10c; oz., 30c; ¼ lb., 80c; 1 lb., \$2.75.**



**White Welch Onions**—For early green onions, the seed of this onion may be treated as any onion seed, making one-third the expense and trouble of planting top sets and producing more green onions. The flavor is the sweetest of all onions. The plant is perennial and may be left in the ground for years with but slight protection. Maximum results, however, are obtained by treating as an annual; sow in the spring or fall. **Pkg., 10c; oz., 35c; ¼ lb., \$1.00.**

**PARIS WHITE PICKLING, OR SMALL SILVER-SKIN**—This is used for pickling purposes almost entirely; it is of small size, silvery white and makes the best onion for its purpose. In planting onions for pickling or for sets, seed should be sown at the rate of about 40 lbs. per acre. **Pkg., 5c; oz., 35c; ¼ lb., \$1.00; 1 lb., \$3.25.**



**White Portugal** — Is very good sized, half globe, pure silvery white, excellent keeper, and yields heavily. This is the best of all onions for the production of sets or small pickling onions. For sets or pickles sow at regular time very thick—at least ten times the amount you would sow for larger onions. **Pkt., 10c; oz., 30c; ¼ lb., \$1.00; lb., \$2.50.**

**Large Red Wethersfield** — One of the old standard varieties and a favorite onion especially in the West, where immense crops are grown for shipment. Large size, skin deep purplish red, form round, somewhat flat, flesh purplish white, moderately fine grained, and stronger in flavor than most other kinds. Very productive, best keeper, and very popular for general cultivation in most localities. It is more inclined to form large necks if planted on very rich soil, but it is the best of any variety on poor or dry soil. **Pkg., 5c; oz., 25c; ¼ lb., 70c; 1 lb., \$1.60; 4 lbs., \$6.00. Postpaid.**

**Southport Red Globe**—We consider this the most profitable of the onions for planting in the north. Brings the best price on the market of any of the red onions. Its large size, dark, glossy red color and the fact that it is one of the best keepers makes it very desirable. They are just a little later in maturing than the Red Flat, but are safe to plant almost any place that onions can be grown. We would advise that you make the bulk of your planting Southport Red Globes. This variety has given as high as 1,100 bushels per acre, and is the leading market variety in the north. **Pkg., 5c; oz., 25c; ¼ lb., 80c; 1 lb., \$2.00; 4 lbs., \$7.50. Postpaid.**

**Southport Yellow Globe**—The true Southport Yellow Globe is particularly valuable for winter market. It is a more perfect globe than the Yellow Globe Danvers and a better keeper. The onions are similar in size and form to the Southport Red Globe, but have a pale, straw yellow skin, mild flavor and a heavy cropper. Owing to its handsome appearance and delightful flavor it sells readily on all markets. We would advise that you plant a part of your acreage to these. **Pkg., 5c; oz., 25c; ¼ lb., 70c; 1 lb., \$1.60; 4 lbs., \$6.00. Postpaid.**

**Southport Large White Globe**—This is the best all-purpose white onion in cultivation; it is large, a perfect globe, silvery white and the very best keep, and excellent quality. It commands in a small way a higher price on the market than the Yellow or Red onion, but the demand is not as large for the White. In growing onions we advise that you put in a part of your acreage of this large White Globe, as there is always a demand for a reasonable amount of them at a better price than you could get for other onions. On account of their mild flavor they are particularly valuable for green onions for bunches. **Pkg., 5c; oz., 30c; ¼ lb., 80c; 1 lb., \$2.25; 5 lbs., \$9.00. Postpaid.**

**Prizetaker**—This is the largest of all onions and most handsome, the mildest in flavor not excepting the Bermuda onions. Our seed stock of this onion is pure American grown and produces the largest and handsomest onion we have ever seen; large in size and better in appearance than the most wonderful of the Spanish and Italian varieties, many of the bulbs weighing as high as 3 and 3½ lbs. each. Skin rich golden color, and so mild and sweet that it can be eaten raw like an apple. This variety has been on sale in the grocery stores over the country and usually retails at from 5 to 8 cents per lb. This onion is a reasonably good keeper, but should be disposed of by January 1st. We strongly urge the planting of a reasonable acreage of this variety, as it will certainly prove profitable. **Pkg., 5c; oz., 25c; ¼ lb., 80c; lb., \$2.00.**



WHITE WELCH



SOUTHPORT RED GLOBE

Leek

**London Flag**—Sow early in the spring in drills one inch deep and one foot apart. When six or eight inches high transplant in rows 13 inches apart and 5 inches between the plants as deep as possible, that the neck may be blanched. One oz. to 150 feet drilled. **Pkt., 10c; oz., 20c; ¼ lb., 80c; lb., \$2.95.**



PRIZETAKER

From Amelia Vipond

Green County, Iowa.

The tree I ordered for Memorial Day arrived in splendid condition. It was planted promptly and everyone concerned is pleased. It is such a fine tree. The roses were much larger and better than I expected. I think all are growing nicely.





ONION SETS

**Evergreen Top or Winter Onions**—These are to be planted from the 1st of September until it freezes in the fall. Shipment will be made as soon as the sets are ripe, the latter part of August and September. **Price**— $\frac{1}{2}$  lb., 15c; 1 lb., 25c; 5 lbs., \$1.00.

**Mushrooms**

These delicious fungi can be grown in a warm cellar or close shed, in which an even temperature can be maintained of from 50 to 60 degrees, and where a plentiful supply of fresh horse-stable manure for making the beds can be obtained. Our spawn is imported from the best English makers, runs freely and produces the finest mushrooms. Bricks weigh about one pound, and a brick is sufficient to plant about nine square feet. **Best Spawn, 40c per lb.**

**Okra or Gumbo**

Sow about the middle of spring in drills, and thin the plants to a foot or more apart. Highly esteemed and cultivated for its green seed pods, which are used in soups or stewed and served like asparagus.

**Long White Velvet**—Long ribbed pod. **Pkt., 5c; oz., 10c;  $\frac{1}{4}$  lb., 30c; lb., 70c.**



OKRA

This photograph shows a field of one acre of Onion Red Globe Dakota and one-fourth acre of Southport Yellow Globe. Nine hundred bushels were harvested from this field this past season, grown from Gurney Seed by Mr. Frances of Bassett, Nebraska.

I do not know the price at which he sold them, but I imagine he received about the ruling price this last fall of two cents per pound.

45,000 pounds at 2c per pound—\$900.00.

We will figure that Mr. Frances allowed land rental, bought the seed and hired all the work done, on a basis of last year's costs with this yield per acre, the production cost should have been approximately \$60.00 per acre or \$75.00 for the field of one and one-fourth acres.


His ledger account with the field would show about as follows:

45,000 pounds onions at 2c per lb.. \$900.00  
All costs of production..... 75.00

Net profit on  $1\frac{1}{4}$  acres..... \$825.00  
Net profit per acre..... 660.00



MUSHROOM



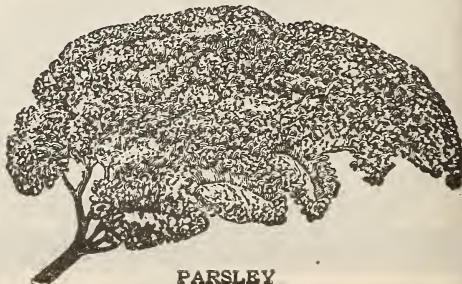
ONION RED GLOBE DAKOTA

**Parsley**

Parsley thrives best in a rich soil. The seeds germinate very slowly, three or four weeks generally elapsing before it makes its appearance. Sow early in spring half an inch deep, previously soaking the seeds for a few hours in tepid water. One oz. to 150 feet of drill.

**Champion Moss Curled**—A beautiful crimped and curled variety. **Pkt., 5c; oz., 15c;  $\frac{1}{4}$  lb., 50c.**

**Turnip-Rooted Parsley**—This vegetable has the same flavor as the regular parsley, but it produces small turnip-shaped roots underground that are used for flavoring soups, etc. **Pkt., 5c; oz., 35c.**



PARSLEY

**Onion Sets**

These may be planted early in the spring to be used for green onions, or can be allowed to grow, producing large onions very early. They are planted largely by market gardeners and allowed to grow full size on account of coming into the market when other onions are scarce; in this way they realize the best price. 32 lbs. per bu.

**White Bottom Sets**—1 lb., 30c; pk., \$1.25; bu., \$3.75; 100 lbs., \$10.00.

**Red Bottom Sets**—Lb., 25c; pk., \$1.00; bu., \$3.00; 100 lbs., \$8.50.

**Yellow Bottom Sets**—1 lb., 25c; pk., \$1.00; 1 bu., \$3.00; 100 lbs., \$8.50.

**Multipliers** — Enormously productive. **Lb., 35c; pk., \$1.65; bu., \$5.00.**

**Potato Onions**—Should be planted in March or April. **Lb., 35c; pk., \$1.65; bu., \$5.25.**



## PEANUTS—South Dakota Grown

Two or three years ago we offered a quantity of South Dakota grown peanuts. It sounded almost wonderful to think that South Dakota was growing them, and we find that peanuts are just as easy to grow as potatoes, sometimes a little more so. Peanuts go right on peanutting and make a good crop. Down south they let the hogs harvest the peanuts because it is easier to do that than it is to harvest them in any other way. The southern hog has a shovel nose and enjoys this work. Up here peanuts are grown profitably, and a panful of them set in the oven, baked and eaten during these long winter evenings is certainly worth while. Do you get the idea? The variety which we are offering is early enough to grow in any of the northern states, produces an immense yield of excellent nuts. We have enough of the South Dakota grown nuts to supply our customers this season, and believe it to be a profitable crop to grow. I am showing a photograph that will give you some idea of the yield. A peanut at its best should be planted in a light sandy soil, kept clean, and it will produce paying crops. You can grow peanuts in other soils profitably, but the light sandy soil produces the greatest crop. With each order for peanuts we will inclose the peanut bulletin that will give you full instructions for planting and care. **Per lb., 30c; 5 lbs., \$1.00. Postpaid.**

**From Frank Sickler** Pine County, Minn.  
I am sending you picture of a hill of the peanuts I got from you. Very fine and ripe. Planted on the 15th day of May and dug on the 3rd of October. It is a mighty good recommend for your seed in this country. I like all of the seeds I got from you.



FROM NELSON H. ULMER

### Peas, First Earlies

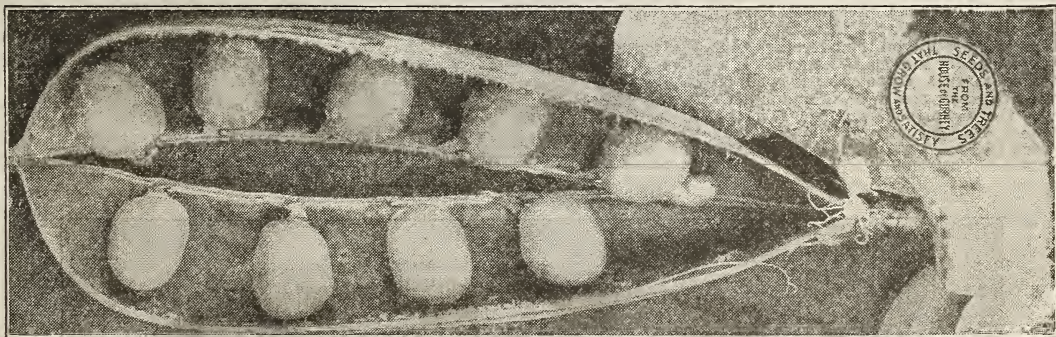
The planting of an early crop of garden peas should be made in the spring, as soon as the ground can be worked, in a warm, dry situation, and covered about three inches. They are usually planted in double rows 3 to 4 feet apart, and (those requiring it) bushed when about 6 inches high. The large and later sorts do better at a greater distance apart, leaving a broad space for planting low growing vegetables between.



FROM FRANK SICKLER

**From Nelson H. Ulmer** Richardson County, Neb.  
A year ago I purchased a pound of peanuts from you and last fall harvested one and one-half bushels. I am enclosing a picture. Last spring I planted two pounds and have a good prospect for equally as good a crop. These fresh roasted peanuts taste fine on a winter evening. I have been well satisfied with all of your seed.

**Nott's Excelsior**—One of the best of the first early dwarf wrinkled peas. It combines good quality of American Wonder and Premium Gem. Vines being larger and more productive than the American Wonder and ripens earlier than the Premium Gem. Vines average about twelve inches in height. Pods medium size, two to three inches long. Quality best of the early ones. Seed medium size wrinkled green and somewhat flattened. Most desirable for home garden.  $\frac{1}{2}$  pt., 15c; 1 lb., 30c; 15 lbs., \$3.00; 100 lbs., \$16.00.



THOMAS LAXTON

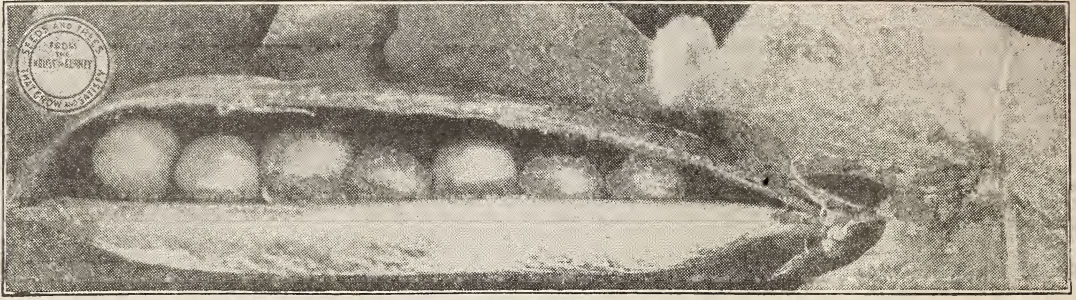
**First and Best**—On account of its earliness and maturing practically all of the peas at one time it is very desirable for the market gardener. This is the earliest of the first early white peas, maturing so evenly that a single picking often harvests the entire crop. The vines are vigorous, hardy, of medium height, standing about thirty to thirty-six inches high. Pods straight, of good size, containing five to seven medium sized smooth peas of good quality for so early a variety.  $\frac{1}{2}$  pt., 15c; 1 lb., 30c; 15 lbs., \$2.75; 100 lbs., \$15.00.

**Alaska, or Earliest of All**—A greater acreage of Alaska is planted by canners and market gardeners than any other. It is of unequalled evenness of growth of vine and maturity of pods, which are filled with medium sized bright green peas of excellent quality. Vines medium height, about two to three

feet. Pods good size,  $2\frac{1}{2}$  to  $3\frac{1}{2}$  in. long. Invariably matures its crop at one time which makes it exceptionally valuable for market gardeners and canners.  $\frac{1}{2}$  pt., 15c; 1 lb., 30c; 15 lbs., \$2.75; 100 lbs., \$15.00.

**Dwarf Telephone, or Daisy**—Identical, and has all of the fine qualities of the old well known Telephone, except that it is dwarf in habit, attaining a height of about fifteen inches, and is ready for use about a week earlier than the Tall Telephone. Peas are ready for use seventy-five days from day of planting. Vines healthy and vigorous, producing extra large pods in great profusion. Pods five inches and better in length, containing eight to ten green wrinkled peas of the well known Telephone quality.  $\frac{1}{2}$  pt., 15c; 1 lb., 30c; 15 lbs., \$3.00; 100 lbs., \$17.00.





### The Top Notch Early Pea—Laxtonian

This is a pea that just suits me, and I eat some peas during the season. I like them any way they can be served, and the Laxtonian seems to be willing to be served any way, always yielding a bountiful supply. This splendid new pea is of Stratagen type, dark green pod, borne in pairs, larger, longer and more even in size than Thomas Laxton, and contains

fine deep green peas of excellent flavor. It is undoubtedly the best early, large-podded pea on the market. It can be picked ten days earlier than Thomas Laxton. It is in the dwarf class in habit of growth. The vines run about one and one-half feet in height.  $\frac{1}{3}$  pt., 15c; lb., 35c; 15 lbs., \$3.25; 100 lbs., \$20.00.

### Gurney's Yankton Main Crop Pea—See colored plate, Page 33

The most delicious fresh vegetables in the garden are peas. I believe more disappointment has been met with by the grower from an attempt to grow an ample quantity of peas than from any other vegetable. This is from improper selection of varieties, and not any fault of this vegetable. The Yankton Main Crop Pea has produced from a single pound all the green peas that a large family can use. We do not advise you to stop with the single pound, but plant enough so that you can use them fresh and then can some. The Yankton Main Crop is one of the most luxuriant of the semi-dwarf peas, attaining a height of about two feet, not tall enough to make it necessary to stake or brush them.

This has become one of the standard medium early peas all over the Northwest. It is the one variety that can be planted and almost insure yourselves all of the green peas you can use during their season. They produce very large pods, six to nine peas, excellent quality, and yield heavily.

We sent this pea out the last five seasons as one of our specialti s and it has more than redeemed itself. We counted pods on our trial grounds containing twelve large peas, and there were none of better quality. The leaves are very large and leathery; the vines grow about two feet high and are remarkably productive. As one of our lady customers wrote us, "I have never been able to grow peas enough for the family before, but this year with your Yankton Main Crop we have had a great many more than we could use."  $\frac{1}{3}$  pt., 15c; 1 lb., 40c; 10 lbs., \$2.50; 25 lbs., \$5.00; 50 lbs., \$9.00; 100 lbs., \$17.00.

**Thomas Laxton**—The earliest Wrinkled Pea. Equal in quality to the best of the late wrinkled sorts. Peas are large as Telephone, unsurpassed in quality; coming into use early in June, as soon as the small round early sorts. This is certainly the finest Wrinkled Pea yet introduced, coming in with the first earlies, with pods double the size, and contain on the average 7 to 8 very large peas of the richest flavor. It is a reliable market gardener's as well as private gardener's pea, and will undoubtedly take the same place among earlies as Telephone among late sorts.  $\frac{1}{3}$  pt., 15c; lb., 35c; 15 lbs., \$3.25; 100 lbs., \$18.00.


**From Mrs. Chris Ege, Fallon County, Mont.**

This is my fourth year using your seed. I am well pleased, in fact I never had a garden where every seed grow until I ordered from you. Your Yankton Main Crop pea cannot be beaten. It is my favorite.


**Gradus, or Prosperity**—Early as Challenge or Alaska; equal in quality and size to Telephone. The great drawback with the small, early round peas is lack of size and flavor. In Gradus, however, we have a pea coming in along with Alaska, producing dark green, handsome pods as large as Telephone, containing 8 to 10 large peas, with that rich, sugary flavor found only in the wrinkled sorts. The vines grow to a height of 2½ feet and produce the pods singly, all maturing at one time.  $\frac{1}{3}$  pt., 15c; lb., 35c; 15 lbs., \$3.25; 100 lbs., \$18.00.

**American Wonder**—One of the earliest Wrinkled Peas in cultivation, of the finest quality and flavor, and very productive. Its great distinctive feature, however, is the compact and dwarf growth, seldom exceeding 10 inches in height.  $\frac{1}{3}$  pt., 15c; lb., 35c; 15 lbs., \$3.25; 100 lbs., \$18.00.

**McLean's Little Gem, or Premium Gem**—A dwarf, prolific, green, wrinkled marrow; habit similar to the Tom Thumb. It has all the sugary flavor of the late wrinkled pea. Height, 1 foot.  $\frac{1}{3}$  pt., 15c; lb., 40c; 15 lbs., \$3.20; 100 lbs., \$17.00.



AMERICAN WONDER



### Alderman Pea

This new pea was imported by us from England and we found it in many respects the very best early main crop variety of the Telephone type. Pods very large, long, dark green, similar to the Duke of Albany and about the same season. The peas are of largest size and unsurpassed in quality. Market gardeners are demanding the large podded, dark colored sorts,

which retain their fine color even after shipping a long distance. The Alderman meets these requirements, and, furthermore, is the most productive variety of this class. We recommend it especially for the market gardener and home market.  $\frac{1}{3}$  pt., 15c; lb., 40c; 15 lbs., \$3.25; 100 lbs., \$18.00.





**GOLDEN CREAM SWEET CORN**

*The sweetest, fit for use longer, and highest yielding, golden yellow, a cross of Country Gentleman and Golden Bantam Sweet Corn. Very deep grained.*


1 lb. 45c.; 5 lbs. \$1.75; 10 lbs. \$2.75; 25 lbs. \$5.00.



**YANKTON  
MAIN CROP PEA**

*Absolutely the best for main crop, second early.*


1 lb. 40c.; 10 lbs. \$2.50; 25 lbs. \$5.00; 50 lbs. \$9.00; 100 lbs. \$17.00



**GURNEY'S  
RUST-PROOF  
WAX BUSH BEAN**

*Best quality, high yielding rust-proof bean. Desirable for gardens and gardeners.*

1 lb. 40c.; 5 lbs. \$1.75; 10 lbs. \$3.00; 30 lbs. \$6.00; 60 lbs. \$11.00



**GURNEY'S STONEHEAD RIVIERA  
LETTUCE**

*Hardest head, longest fit for use, heads solid, interior leaves blanching to a creamy white. Unequaled for late planting or for places that are hot and dry.*

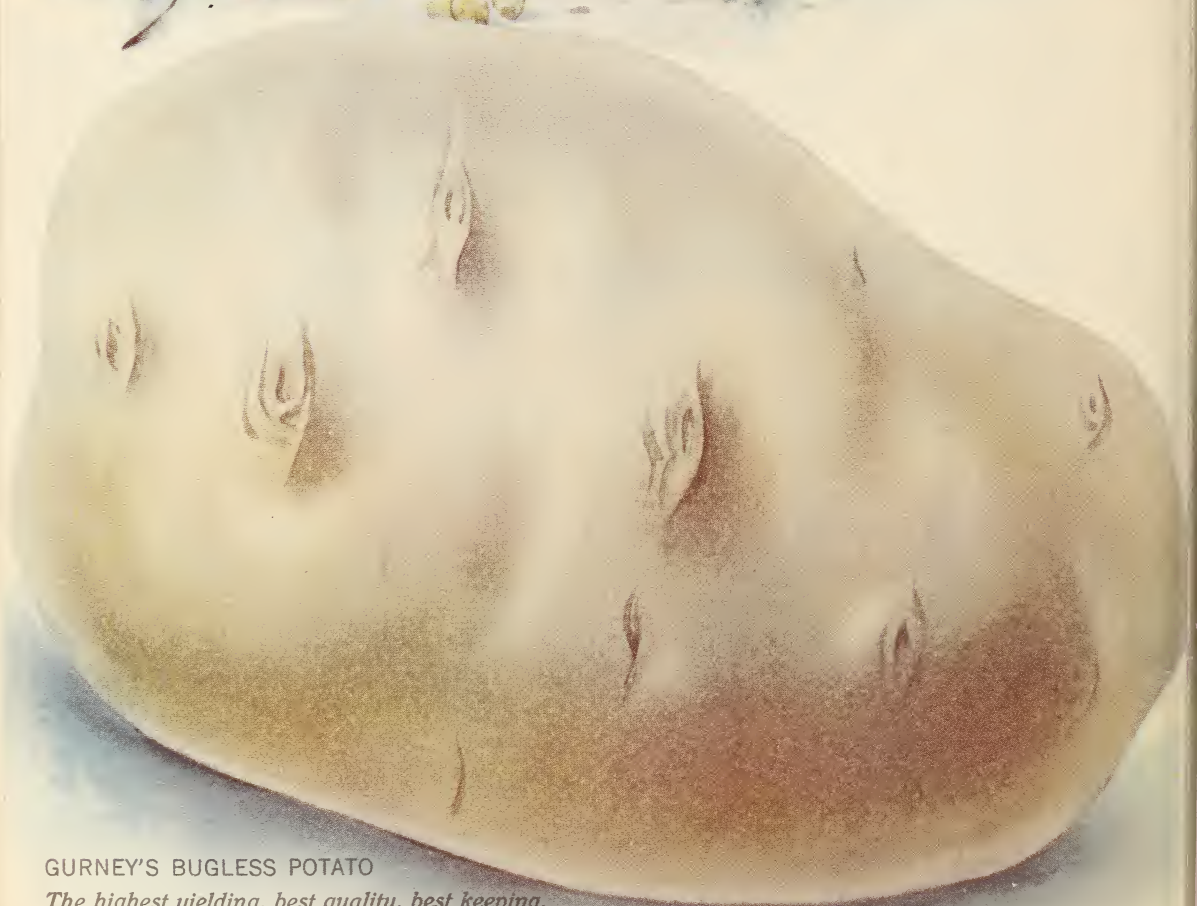
Pkg. 10c.; oz. 30c.;  $\frac{1}{4}$  lb. \$1.00;  $\frac{1}{2}$  lb. \$1.90; 1 lb. \$3.60.



## GURNEY'S WHITE HARVEST

*The earliest white potato in existence, high yielding, often producing fifteen marketable potatoes in the hill. Ripened and sold at the early high prices. The greatest money maker of any potato.*

1 lb. 40c.; 5 lbs. postpaid, \$1.30; 15 lbs. \$1.50; 30 lbs. \$2.00; 60 lbs. \$3.00; 300 lbs. \$13.00; 600 lbs. \$25.00.



## GURNEY'S BUGLESS POTATO

*The highest yielding, best quality, best keeping, drouth-resistant, and more immune from bugs than any other potato grown.*

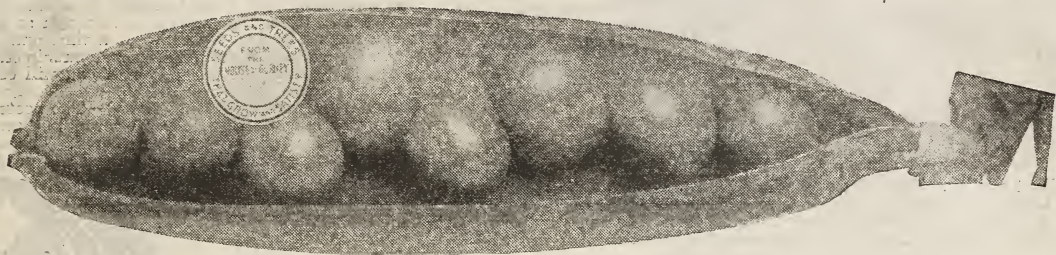
1 lb. 35c.; 5 lbs. postpaid \$1.30; 15 lbs. \$1.50; 30 lbs. \$2.00; 60 lbs. \$3.00; 300 lbs. \$13.00; 600 lbs. \$24.00.



## Second Earlies and Late Varieties

**Improved Telephone**—This is without exception the largest podded pea in existence. It is a heavy cropper and of fine quality; the pods are well filled with peas of the largest size, tender, and retain their sweetness well. Undoubtedly one of the best of the tall-growing late peas.  $\frac{1}{2}$  pt., 15c; 1 lb., 35c; 15 lbs., \$3.25; 100 lbs., \$18.00.

**Pride of the Market**—A dwarf wrinkled pea, growing about 2 feet in height. Pods are medium green in color; very large, often containing 9 large peas of excellent quality. Not needing brush, a very good sort for the home garden.  $\frac{1}{2}$  pt., 15c; 1 lb., 35c; 15 lbs., \$3.25; 100 lbs., \$19.00.



IMPROVED STRATAGEM

**Improved Stratagem**—This is one of the finest dwarf wrinkled peas. In quality it is unsurpassed, when cooked being of the most delicious sweetness. Vines grow only 18 inches high, do not have to be brushed; they are extremely robust and bear many very large pods packed with immense dark green peas. A remarkably fine sort for both home and market use. The heavy demand always makes this pea short.  $\frac{1}{2}$  pt., 15c; 1 lb., 35c; 15 lbs., \$3.25; 100 lbs., \$18.00.

**The Admiral**—A very heavy-cropping green wrinkled pea. Ripens with the Telephone and remains palatable longer than any other variety after it becomes large enough to use. The abundant pods are closely packed with peas of the very best

quality. Vines 3 to 4 feet high.  $\frac{1}{2}$  pt., 15c; 1 lb., 35c; 15 lbs., \$3.25; 100 lbs., \$18.00.

**White Marrowfat**—Almost exactly similar to Black-Eye Marrowfat as to growth, season and productiveness. A favorite on account of its being such a heavy yielder.  $\frac{1}{2}$  pt., 15c; 1 lb., 25c; 15 lbs., \$2.00; 100 lbs., \$10.00.

**Horsford's Market Garden**—A very fine wrinkled pea. Grows 2 feet high, very uniform and is an immense yielder. Because it yields so well it is one of the favorite canning sorts, hundreds of acres being planted by the large packers. The pods are of only medium size, but are always full of good-flavored peas.  $\frac{1}{2}$  pt., 15c; 1 lb., 35c; 15 lbs., \$3.00; 100 lbs., \$17.00.

## Potatoes

(See Colored Plate, Page 34)

**Gurney's White Harvest.** In a class by itself. A nearly round white potato, fully as early as Red Bliss. An immense yielder, often producing fifteen perfect potatoes in a hill. The big advantage over Red Bliss is its white skin. This past season Gurney's White Harvest in a great many instances made for the grower over six hundred dollars per acre. They come into the market when all other varieties of old potatoes are gone and the new potatoes are selling at unheard of prices, consequently you get in at the highest point of the season. A great many people depend on a little half-acre garden to increase their income. There is nothing like a half acre of potatoes to be dug at the right time. When potatoes are being shipped in from the South and sold at six to eight cents per pound this is the time to get in with the home grown ones. 1 lb., 40c; 5 lbs., \$1.30; postpaid; 15 lbs., \$1.50; 30 lbs., \$2.00; 60 lbs., \$3.00; 300 lbs., \$13.00; 600 lbs., \$25.00.

(See Colored Plate, Page 34)

**Gurney's Bugless Potato** has for one more year absolutely proven that it is more immune from bugs than any other potato grown, that it is seldom damaged by bugs, and that happens only in bad seasons or on extremely poor ground, or in very small patches. We had grown for us this past season fields of Bugless potatoes that produced considerably over three hundred bushels per acre. A single measured field of five acres brought to our cellars more than fifteen hundred bushels of marketable tubers that we sold on the market for just as much or more money than any other potato grown, kept better and are of equally as good quality. Why should we continue to grow other varieties of late potatoes subject to damage by bugs, lower yields and of inferior quality?

We grew on a piece of our land adjoining the city of Yankton a ten-acre field of Bugless. Adjoining this field on the west end was a fraction of an acre of Early Ohios, planted by the adjoining landowner. There was six feet between the last row of Bugless and the first row of Early Ohios. During the growing season the owner of the Early Ohios and his entire family picked bugs. I personally examined our own field day after day, and I did not find during the entire season one single leaf damaged in the Bugless field by bugs, and the yield at the end of the season was satisfactory.

Get into the Bugless game. Plant potatoes that will fill your cellars and your pocketbook. Plant potatoes that produce very few small ones. Plant potatoes that market better than others and taste better.

### From P. J. Thielen, Carroll County, Ia.

I am sending you a pair of Bugless potatoes from the seed which I got of you. I dug 180 bushels from half an acre.

## Edible Podded Peas

**Dwarf Gray Sugar**—Vines grow to be almost 15 inches in height, with purplish blossoms. These peas are not to be shelled, but cook pods and all like string beans. This vegetable should be grown by all and will never be left out of the garden after one trial.  $\frac{1}{2}$  pt., 15c; 1 lb., 40c; 15 lbs., \$3.50.

## Gurney's Bugless

This picture of the Idaho bugless field was taken on our western auto trip. We saw many such fields and the acreage of this variety is increasing each year. The demand for the large Idaho baked potato is increasing and as Bugless has both size and quality, it's the variety they want. Within the next few years it will be the leading potato.



100 ACRES BUGLESS IN MOUNTAINS OF IDAHO

**PRICE**—1 lb., 35c; 5 lbs., postpaid, \$1.30; 15 lbs., by express, \$1.50; 30 lbs., \$2.00; 60 lbs., \$3.00; 300 lbs., \$13.00; 600 lbs., \$24.00.

**Ten Dollars Cash Premium**—Every year we pay to someone \$10.00 in cash for the largest Bugless potato grown from our seed.

Remember, send your potatoes to reach us by December 1st., and the check for \$10.00 will go to the winner on December 10th, 1923.

### From A. D. Keator, University of N. D., Grand Forks County, N. D.

Your Bugless potato was awarded the second prize against a field in the exhibition representative of the farming district tributary to Grand Forks and famous for its fine potatoes. If I had had a bit more experience, I might have taken the first prize, because there was little difference between my entry and the one which was awarded the Premier honors. I am going to try again next year.



## Parsnips



HOLLOW CROWN

excellent quality. **Pkt., 5c; oz., 15c; ¼ lb., 40c; lb., \$1.25.**

**Long Smooth, or Hollow Crown**—A great cropper, tender, sugary and considered the best for general cultivation. Parsnips improve by remaining exposed to frost. **Pkt., 5c; oz., 15c; ¼ lb., 40c; lb., \$1.25.**


## Pumpkins

These are easily grown and profitable for stock feeding. At time of corn planting scatter seeds in every fourth or fifth hill, or for a large crop sow in May, in good warm soil, in hills eight to ten feet each way; four plants to a hill.

**Large Cheese, or Kentucky Field**—Cheese-shaped; in flavor like Crook-neck Squash; yellow-fleshed, fine-grained, and very productive; superior to many field varieties. **Pkt., 5c; oz., 10c; ¼ lb., 25c; lb., 70c.**

**Connecticut Field**—A large yellow variety; hard shell; an excellent variety for field culture. **Pkt., 5c; oz., 10c; ¼ lb., 25c; lb., 80c; 5 lbs., \$3.75.**

**Japanese Pie**—A very valuable new pumpkin of Japanese origin. The flesh is very thick, of a rich salmon color, fine grained, dry and sweet. Of medium size, early; very productive and highly desirable for pies or cooking. A Crookneck variety with curiously marked seeds. Matures in 95 days. **Pkt., 5c; oz., 15c; ¼ lb., 45c; lb., \$1.50, prepaid.**



NELS A. CARLSON, MALIMG, MINN., LOAD PUMPKINS

## Pomegranate or Queen Anne Melon

**Delightfully fragrant.** A very pretty little fruit that was grown centuries ago and is coming into popularity again. The Melons are round and yellow, irregularly striped with orange and spotted with red. The size varies with that of the peach to a good sized orange. Very aromatic. It is very easy to grow and prolific. **Pkt., 10c; oz., 55c.**

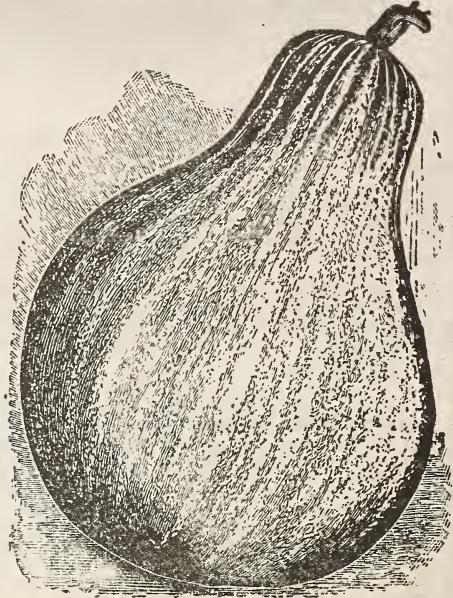
## Rhubarb or Pieplant

How many farmers and city people are supplied with this delicious fruit? It is easily grown and produces abundantly. It comes the first of anything in the spring, just when you want it. The canned fruit from the cellar is exhausted and the price of fresh fruit at that time is almost prohibitive. It will grow any old place and will thrive there for years, but the better place, care and cultivation given it the better the returns. It is as easily grown from seed as from the roots, and you get a nice cutting the second season. Try at least a package of these seeds.

Early, large and tender. **Pkt., 5c; oz., 15c; ¼ lb., 50c; lb., \$1.25.**

We were told that parsnips were poison until after they had been frozen. This is absolutely an untruth. They never have been and never will be poison. It is one of the best vegetables we have, and they get much sweeter after they are frozen; consequently it is much better to freeze them if you can before using. We dig them in the fall, pack them in boxes in sand and let them freeze. Have the boxes small enough so that you can remove one to the cellar at a time and use them up through the winter for fries and parsnip stews. Nothing better. Try it our way and you will enjoy them.

**Guernsey (Improved Half Long)**—The roots do not grow so long as the Hollow Crown, but are of greater diameter and more easily gathered. The roots are very smooth; the flesh is fine grained and of most



JAPANESE PIE

**Tennessee Sweet Potato**—Grows medium size, pear shaped, slightly ribbed, color creamy white striped with green. Good keeper. Flesh firm and dry, making it an excellent pumpkin for pie purposes. **Pkt., 5c; oz., 15c; ¼ lb., 30c; 1 lb., \$1.00.**

**Sugar**—This variety is smaller than the Large Field, but of finer grain, sweeter and very prolific. **Pkt., 5c; oz., 15c; ¼ lb., 30c; lb., 90c; 5 lbs., \$4.00.**

**Mammoth King**—The largest variety ever introduced. An enormous yielder, having produced over 100 tons per acre. The flesh is very thick, bright orange color and of fine quality, and in flavor equals squash. **Pkt., 10c; oz., 15c; ¼ lb., 35c; lb., \$1.10.**



CONNECTICUT FIELD PUMPKIN



## Peppers

**Chinese Giant, or Procopps Giant**—Double the size of Ruby King, the largest and finest mild red pepper. Not only is it immensely productive for so large a pepper, but its enormous size and magnificent appearance make it sell most readily. Plants well branched and thickly set with enormous fruits; frequently half a dozen peppers will touch each other. It makes an excellent salad sliced and served like tomatoes. **Pkt., 10c; ½ oz., 25c; oz., 45c; ¼ lb., \$1.50.**

**Bull Nose, or Improved Large Bell**—The standard sweet-flavored scarlet sort. Plants 2 feet in height, prolific and quite early ripening. Sweet scarlet fruits 3 inches in length and 2 inches in diameter. Our stock is particularly fine. Earlier than Ruby King. **Pkt., 10c; oz., 40c; ¼ lb., \$1.50.**

**Ruby King**—This is the most popular large red pepper. Plants grow 2 feet high and bear a fine crop of extra large scarlet fruits. The flesh is quite thick, sweet, and so mild that the peppers may be eaten from the hand like an apple. **Pkt., 10c; oz., 40c; ¼ lb., \$1.50.**

**Long Red Cayenne**—The true Cayenne, hot and pungent. **Pkt., 10c; oz., 45c; ¼ lb., \$1.40.**


**Golden Queen**—Largest sweet yellow pepper. **Pkt., 15c; oz., 75c; ¼ lb., \$2.25.**

**Tobasco**—Hottest, small bright red. **Pkt., 10c; oz., 45c; ¼ lb., \$1.40.**

**Ruby Giant**—A cross of Ruby King and a Giant pepper, produces immense crops of very large peppers, mild flavor, excellent for pickling or stuffing. **Pkt., 10c; oz., 45c; 4 oz., \$1.60.**

**Pimiento**—The sweetest Pepper grown, as it does not contain the slightest trace of fieriness. The plants are productive and Peppers medium size and of a shape which is desirable for filling, and when prepared in this manner they are delicious. It may also be used in preparing salads and for flavoring. When fully ripe the Peppers are a brilliant red color and very attractive, being heart-shaped. Matures late. **Pkt., 10c; ½ oz., 25c; oz., 40c; ¼ lb., \$1.35.**

**Neapolitan, Earliest and Best for the North**—This is the earliest of the large, mild red Peppers and very productive. The plant grows about two feet high and is completely laden with fine Peppers about four inches long. Flesh is very thick and exceedingly mild. Color of fruit brilliant red. Ripe fruits in 125 days. **Pkt., 10c; ½ oz., 25c; oz., 40c; ¼ lb., \$1.40; lb., \$5.25, prepaid.**




RUBY GIANT

## Radishes

For a successive supply sow from the middle of March until September, at intervals of two or three weeks. For an early supply they may be sown in a hot-bed in February, care being taken to give plenty of ventilation, otherwise they will run to leaves.

**Professor N. E. Hansen's Turkestan Radish**—Did you ever notice boys or girls going on a journey, whether short or long, and when they returned note the difference in the report of the trip? One of them all enthusiasm, telling of the wonderfully beautiful sights and useful things noticed along the roadway, the other will listen to this narrative in open-eyed wonder, will ask, "Where did you see all of that?" Just the difference between people; one with his eyes open, senses alert, grasping that which is good. The other possibly a dreamer that needs awakening. Professor Hansen is of the type that sees and knows all of the good things in making a trip. This new radish, brought by him from Siberia, in his 1913 tour, is one of the things picked up from the wayside. He was sent for alfalfa seed, brought alfalfa all right, but found a great many other valuable things and brought them also. We have grown the Hansen Turkestan Radish two years in succession, and while it is not exactly of a fixed type, it is a wonderful all-season radish. You can use it from the time it is the size of a five-cent piece until it is five or six inches through. You can pull and eat it in the field just as you would a turnip. **Pkg., 15c; 2 pkts., 25c; oz., 40c; 4 oz., \$1.00.**

**Radish, Sparkler White Tip**—We consider this one of the most desirable radishes to grow. Color: deep scarlet with a distinct white tip covering at least one-third of the lower diameter of the root. It matures under favorable conditions in about twenty-five days and will hold longer than the other turnip or globe shaped radishes before becoming pithy. The maximum size before becoming over-ripe is about one and one-fourth inches in diameter. Its shape is nearly round, being only slightly flattened on the under side. **Pkt., 5c; 1 oz., 10c; ¼ lb., 35c; 1 lb., \$1.10.**



PIMIENTO


**Gurney's Extra Early Scarlet Globe Radish**—In offering this Scarlet Globe Radish to the public we know we are offering the very best radish on the market. It is earlier than any other market variety, and the quality is so crisp and sweet that it always creates a demand for more. It is especially valuable for early planting in hotbed outdoor planting. **Pkt., 10c; oz., 20c; ¼ lb., 60c; lb., \$2.00.**

**Radish, Half Long, Scarlet or Paris Beauty**—One of the most delicious of the half long Radishes; in fact, it comes in season between the Turnip and Globe Root and the Long Rooted one. Upper parts are scarlet, changing to a much lighter pink at the tip of the root. Always crisp and mild. **Pkt., 5c; oz., 10c; ¼ lb., 25c; lb., 65c.**




From Mrs. H. A. Schrader,  
Wessington Springs, S. D.

I am enclosing two photographs of my boy with vegetables grown from the trial packages you so kindly sent with my last years order, the boy is 12 years old, the Parsnips are nearly as tall as he. In the other (the one we are reproducing) he is holding a head of Cauliflower, and sitting by two Pumpkins which we think make most excellent pies, these also from the free trial packages. Lots of flowers and trees for the children at our place.



SPARKLER WHITE TIP






CRIMSON GIANT RADISH

**All Summer's Radish**—This new Radish is a great acquisition to the list of Radishes. It can be planted very early and can be used as soon as it is large enough, but will continue to grow if left in the ground until it is as large as an ordinary turnip and does not become pithy or strong. It is one of the best money makers for the market gardeners on account of its long season and its immense size. Can be sliced and eaten with vinegar. Color is bright scarlet, globe in shape, and exceptionally fine Radish in bunches. **Pkt., 5c; oz., 10c; ¼ lb., 30c; 1 lb., \$1.00.**

**French Breakfast**—A great favorite; beautiful bright scarlet with pure white tip, oval in shape, fine for open ground or force. **Pkt., 5c; oz., 10c; ¼ lb., 25c; lb., 65c.**



FRENCH BREAKFAST

From H. N. Lambert

Flathead County, Mont.

Last spring you sent me some radish seed that were supposed to grow five or six feet long, but they only reached three feet, but they are fine to eat from one-half inch thick until now, and I am going to put them away for winter. The variety was Takinosh. I want some more of the seed next spring.

### Sakurajima, Takonish and Other Mammoth Chinese and Japanese Winter Radishes

These monstrous Japanese winter radishes were considered a novelty some time ago, but they are becoming just as staple a winter vegetable as potatoes, carrots or beets. These radishes produce wonderful specimens, some of them will measure as much as four or five feet long, and retain the size well from top to bottom. Some of the other varieties are globe shaped and grow as large as the largest turnip. We have grown these in the trial ground for regular winter use for a number of years, and we have never found any of them but what were crisp and juicy. They will keep perfectly until spring. We find one of the best ways to use them is to take one radish at a time, cut off from this radish as much as you expect to use in one day, return the balance to the packing box, peel and slice, leave in vinegar for about two hours, and in serving use a little

**Crimson Giant**—A remarkable feature of this Radish is that it will grow double the size of other red forcing Radishes and will remain solid, not showing the least sign of becoming hollow. It will grow six and seven inches in circumference, weighing about ten ounces, and will remain solid and juicy. Shape is round to oval and very attractive. **Pkt., 5c; oz., 10c; ¼ lb., 25c; lb., 65c.**

**The Icicle**—This new Radish is undoubtedly the finest white Radish grown. It is very slender, pure white in color and the tenderest of the long Radishes. It is very early, as early as the Long Red. Compared with the Lady Finger, it is earlier and more tender, but not so large. **Pkt., 5c; oz., 10c; ¼ lb., 25c; lb., 70c.**

**Hailstone**—The quickest growing white Radish; ready for the table in from fifteen to eighteen days. The Radishes are regularly "turnip-shaped." The flesh is solid, crisp and mild in flavor. The foliage is extremely small. **Pkt., 5c; oz., 10c; ¼ lb., 25c; lb., 70c.**

**Early Scarlet, White Tipped**—Very early; color bright scarlet, tipped with white; an excellent market variety; fine for forcing. Their shape is perfectly globular with rich deep scarlet top, blending into pure white at the bottom. Tender, crisp and delicious. **Pkt., 5c; oz., 10c; ¼ lb., 25c; lb., 65c.**

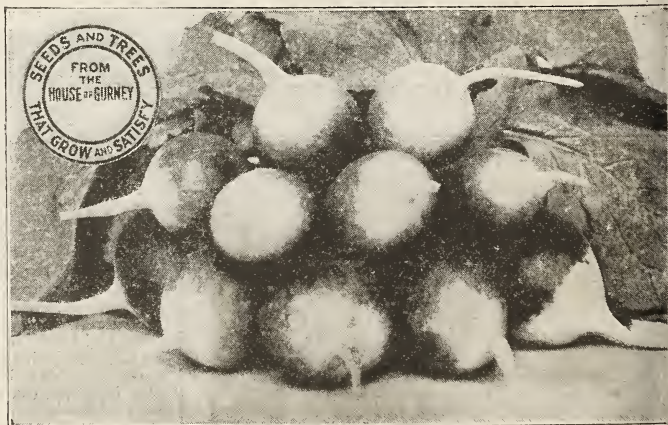
**Chartier, or Long Rose, White Tipped**—A very distinct variety, being dark red at the top, and merging into pure white at the base. It stands well and will grow to a large size before it is unfit for the table. **Pkt., 5c; oz., 10c; ¼ lb., 25c; lb., 65c.**

**Long, Brightest Scarlet, White Tipped**—This is a new variety, resembling the Early Long Scarlet in shape and size, is very early, being ready for use twenty-five days after sowing. Very handsome, being of the brightest scarlet, tipped with white. **Pkt., 5c; oz., 10c; ¼ lb., 25c; lb., 60c.**



ICICLE

pepper and salt, and you will find them delicious and refreshing. These three varieties are absolutely the best of the winter radishes. **Single packet, 15c; three packages, one each variety, 35c.**



EARLY SCARLET WHITE TIP



## Winter Radish

This is a much neglected vegetable, and for the same reason that you neglect the Turnip and Rutabagas. When you are making your order for vegetables you pass the Winter Radish, as you will not be ready for it before June or July. It costs only a few cents and yields abundant returns. Take them up in the fall and store in your house, or cellar, same as older vegetables, and you will have fresh, crisp Radishes nearly all winter.

### Roselle

#### THE CURRANT JELLY PLANT WHICH USES ONLY ONE-HALF THE AMOUNT OF SUGAR

Roselle makes a bright red jelly, that both looks and tastes like currant and would take an expert to tell the difference.

Roselle Seed should be sown in April in the field where the plants are to remain in rows six feet apart and thinned to two feet in the row. The plants grow rapidly and thrive in the interior valleys. In making jelly it is best to remove the seed pod. **Pkt., 10c; oz., 60c.**

### Squash

This vegetable is greatly neglected by the majority of farmers, as it adds greatly to the winter vegetables, it is easily grown, yields abundantly, and a most satisfactory vegetable. In placing your order do not forget the new Delicious, Burbank's Patagonia and the old standard Hubbard. They are all good.

#### Summer Squash

**Giant Bush Summer Crookneck**—Matures very early. **Pkt., 5c; oz., 15c; ¼ lb., 40c; lb., \$1.20.**

**Mammoth White Bush Scalloped**—Large size; flesh clear, waxy white, tender and delicious. **Pkt., 5c; oz., 15c; ¼ lb., 40c; lb., \$1.20.**

**Golden Custard Bush**—A very productive early scalloped sort; color rich golden yellow; quality excellent. **Pkt., 5c; oz., 15c; ¼ lb., 40c; lb., \$1.20.**

**Fordhook, Running**—Strong growing, productive, oblong fruit, eight to ten inches long. Slightly ribbed, smooth, thin, yellowish skin. Flesh thick, light straw color. Can be used previous to maturity for a summer squash. Excellent keeper, and can be stored for winter. Cut in halves and baked for twenty minutes is equal to the best sweet potato. **Pkt., 5c; oz., 15c; ¼ lb., 65c; 1 lb., \$2.00.**

**Fordhook, Bush**—Same as above except that it forms a compact bush like the summer Bush Scalloped Squash. **Pkt., 10c; oz., 20c; ¼ lb., 60c; 1 lb., \$1.75.**

**Golden Hubbard**—Shape similar to the Green Hubbard, ripens earlier and is more productive. Fruit medium size, weighing from six to ten pounds. Orange red color, heavily warted, flesh fine grained, thick and of rich flavor, separating from the shell readily when cooked. Shell is equally as hard as the Green Hubbard. Matures in 105 days. **Pkt., 5c; oz., 15c; ¼ lb., 35c; 1 lb., \$1.20.**

**True Hubbard**—This is the well known winter squash of which a larger acreage is produced than any other variety, and the best known of all the squash. Fruit large, olive shaped, with skin varying from light to very dark green. Skin more

**Chinese Rose, or Scarlet China**—Pkt., 5c; oz., 10c; ¼ lb., 25c; lb., 60c.  
**California Mammoth White Winter**—Pkt., 5c; oz., 10c; ¼ lb., 25c; lb., 60c.  
**Round Black Spanish**—Pkt., 5c; oz., 10c; ¼ lb., 25c; lb., 65c.  
**Long Black Spanish Winter**—Pkt., 5c; oz., 10c; ¼ lb., 25c; lb., 60c.



SUMMER CROOK NECK

or less warted, hard. Flesh, rich yellow. A good shipper and keeper. **Pkt., 5c; oz., 15c; ¼ lb., 40c; 1 lb., \$1.30.**

**Chicago Warted Hubbard**—By a careful selection of the darkest green warted specimens of the well known Hubbards we have produced a squash that retains all of the good qualities of its parent, and in addition is a very even colored, hard shelled, even sized, good keeping and shipping squash, out-yielding the regular Hubbard. This is the best of the large hard shelled green squash and exceptionally desirable for the market gardener catering to the exclusive trade where he can secure fancy prices. **Pkt., 5c; oz., 15c; ¼ lb., 40c; lb., \$1.35.**

#### From John Imlay

#### Dane County, Wis.

For reading of worth while interest, your catalog has the Koran and the Book of Mormon beaten to a frazzle. I have made the journey through Nurseryland twice, and can fairly hear the mills and wheels and even the seeds grow in their wonderful work. If Adam had written a book like it for Eve to read, she never would have fallen for Old Nick.

**Symmes Blue Hubbard Squash**—For more than fifty years the old Hubbard Squash has been considered the acme of perfection in squashtom. In comparing yield, size, quality and keeping qualities of squash it has always been compared with the Hubbard. The Symmes Blue Hubbard is simply a selection from the old true Hubbard Squash. Selected for better quality, for greater yield, and for its blue instead of its green color. It keeps equally as well as the Hubbard, produces a greater number of squash per vine, cooks up a little drier and sweeter. The demand for the Symmes Blue Hubbard has more than doubled each year since we introduced it.

Our stock seed of this variety has been saved each season from the bluest specimens and this past year over 98 per cent of all the squash in our field was true blue; only an occasional one going back to the original parentage. **Price per pkt., 10c; oz., 25c; ¼ lb., 50c; 1 lb., \$1.50.**



BLUE HUBBARD 30 LBS. GROWN BY M. EWART, MAGADON, OHIO

**Mammoth Whale**—This is the "Jumbo" of the Squash family, and creates great attention wherever grown or placed on exhibition. It is an extra large-fruited sort, quite distinct in form and appearance. The squashes grow from 2½ to 3 feet in length, with a slight neck at the stem end. The large seed end is swelled to a width of 12 to 18 inches and slightly flattened, giving a most distinctive appearance which suggests its name, "Mammoth Whale." Under good cultivation the fruits frequently attain more than one hundred pounds in weight. Flesh firm and solid, of beautiful orange yellow and excellent quality. **Pkt., 10c; oz., 20c; ¼ lb., 50c; lb., \$1.70.**

**Delicata**—A small-fruited variety, suitable for both summer and winter use. The fruits are oblong, slightly ribbed with orange yellow, skin striped with dark green; flesh thick and solid; cooks dry and is of rich flavor. **Pkt., 5c; oz., 15c; ¼ lb., 35c; lb., \$1.10.**



DELICATA



## Gurney's Table Queen Squash

First: The size is the most desirable of any squash produced, and might be termed the individual squash. A really hungry person could eat one of them at a sitting. In the larger varieties of squash you cut one and bake a portion for the family and not wanting a continuous squash menu the balance invariably spoils before you are ready to use it. Second: The shell or rind is as thin as a sheet of paper, and the meat separates readily from the skin. The flesh is extremely thick, and of a bright golden color. The seed cavity is small and packed with seed. The color of the squash is a dark green, somewhat ribbed, and after picking and storing for some time changes to a bright golden color, but retains its quality until used. It keeps equal to the best of the other varieties, and bakes quicker than other squash, never requiring over 20 minutes in the oven. We find the most desirable way to cook these squash is to cut them in half, place a portion of butter in the lower half, cap it with the other half, and bake as though whole. They are always dry and mealy. It yields enormously. A single vine this past season produced in West Virginia more than 135 perfectly matured squash. I am showing here a picture of brother Don with a pair of these and a split squash. It was hard to keep him out of the field while they were growing, and after they were mature he nearly boarded there. He surely believes in this new squash, and I think if I were to search his cellar I would still find quantities of them. Don has four kids up at his house, and he says there are two things they really like. One is corn meal mush, the other Table Queen Squash. The Table Queen can be planted in the most ordinary garden. The growth is medium, but they grow a squash at almost every joint. One man wrote me that it was the most desirable squash for market gardeners. He says, "I pile my Ford car full of these and I hardly reach town before they are all sold at 75c to \$1.00 per dozen."

Per pkg., 10c; 1 oz., 20c; ¼ lb., 60c; 1 lb., \$2.00; 5 lbs., \$9.00.

**Delicious Squash**—I cannot think of any better comparison than to figure the Old Hubbard Squash as the standard and the New Delicious as the one bidding for public favor. It has been out now years enough so that we can honestly say that it is better than any other winter squash as far as quality is concerned. It is not so large as the Hubbard, will not yield as many pounds per acre, will keep equally as good, but that one point, exquisite quality, entitles it to a place in the garden or on the farm of every person. I cannot express the quality better than one of our customers a few years ago expressed it to me. He said, "I put in a bunch of Delicious Squash in the cellar for winter. The good wife cooked one. I immediately went out and put in another bunch just on account of quality. They are better than the best sweet potato." This squash weighs about eight to ten pounds; the color is almost uniformly of a green shade. When baked it will separate from the shell of its own weight. **Pkt., 10c; oz., 20c; ¼ lb., 50c; 1 lb., \$1.75.**

## Salsify or Oyster Plant


Sow early in the spring in drills 14 inches apart. Cultivate same as Carrots or Parsnips. Gather what may be wanted for the winter and let the balance stand in the ground for the next spring's use.

**Mammoth Sandwich Island**—A new and large variety. **Large Pkt., 5c; oz., 15c; ¼ lb., 35c; lb., \$1.00.**

## Sunflower

that sunflowers would eventually become one of the main forage crops of the West. Experiments with sunflowers have been carried on by farmers all over the West and have established the commercial value of the plant.

Sunflowers can be grown in many localities where it is impossible to grow corn successfully. It is frost resistant and where it has sufficient water it will stand the intense heat of the desert regions which affects corn seriously. The plant will be of especial value in these districts and in the higher mountain valleys of California. It is also being grown extensively in other districts for seed and poultry feed. The demand for sunflower seed at present is larger than the growers can supply. **Pkt., 5c; oz., 10c; lb., 25c; 10 lbs., \$2.00; 50 lbs., \$8.00; 100 lbs., \$15.00.**



**BROTHER DONALD AND TABLE-QUEEN SQUASH**

**Mammoth Russian**—The plant produces very large heads which measure 12 to 20 inches in diameter, and contain an immense quantity of large striped seeds, which are highly valued as an excellent and cheap food for fowls. They eat it greedily, thrive well, and lay the greatest number of eggs. Small rations of the seed fed to horses and other stock during the winter months are of great service to keep them in fine, healthy condition, imparting a sleek glossiness to the coat of hair. It will produce a good crop of seed even on thin, poor land.

Increased importance of the growing of sunflower seed is foreshadowed in the increased growth of the plant for forage purposes. Sunflowers as a silage crop are said to have been found to be of higher food value than corn. The California Department of Agriculture has issued a statement predicting

## Spinach

This is one of the most important of our market garden crops, and one that requires very little care. For summer use sow at intervals of two or three weeks from April to August, and for early spring crop sow in September, covering it in exposed places with straw to protect it from severe frost.


**Long Standing**—The leaves are thick, fleshy and crumple, equal to the Bloomsdale Curled Savoy-Leaved, and standing at least two weeks longer than any other variety without running to seed. **Pkt., 5c; oz., 10c; ¼ lb., 20c; lb., 50c.**

**Bloomsdale Curled Savoy-Leaved**—The leaves are wrinkled like Savoy Cabbage, from whence the name; it is a very valuable variety, particularly for market gardeners. **Pkt., 5c; oz., 15c; ¼ lb., 20c; lb., 50c.**

## Tomatoes

It is not how cheap we can furnish you Tomato Seed, but how good. In buying Tomato Seed from us you are getting the **Gurney quality**, which means the very best product. There are no better strains of any of the varieties that we are offering and the constantly increasing demand for **Gurney Tomato Seed** proves that we are furnishing seed that produces the best quality, quantity, smoothest and best shipping of any.

**Chalk's Early Jewel**—The largest of the extra early bright red Tomatoes. About one week later than Spark's Earliana; a heavier cropper of large size and better flavored fruit, which are produced continuously throughout the season. On account of the handsome appearance, bright color and extremely good quality it has commanded nearly double the price on the local market over Spark's Earliana. On account of its extremely heavy foliage, fruit never scalds in the hottest weather. **Pkt., 5c; oz., 25c; ¼ lb., 75c; lb., \$2.50.**



**WHITE BEAUTY**












## Earlibell Tomato (Selection)



EARLIBELL SELECTION

We are still waiting for someone to prove to us that they have or can produce an earlier tomato than the Earlibell. I just received a letter from one of our Texas customers today, ordering six pounds of this Earlibell seed. He tells me that he can get 25 per cent more fruit to the acre and ten days earlier than any other tomato grown in the market garden section of Texas. This ten days means sometimes several cents per pound additional for their big crop. In the North it means ten days more of tomato season, freedom from frosts, etc. It means that we can produce tomatoes further north and at higher altitudes than ever before. This past season we grew in the Trial Ground practically every variety of claimed early tomatoes. The method adopted was as follows:

On the first day of June we planted in the open ground the seed of all of the varieties and as they grew made records of the growth, the time of blooming and the first ripe tomatoes. The Earlibell this year was just five days ahead of the next earliest, and running about as much as twenty days earlier than a number of varieties that were claimed to be extra early. The Earlibell is not only earlier but it produces greater quantities of fruit with enough foliage to keep them free from sunburn, seldom rots, generally good-sized, smooth and of a bright red color that makes it very desirable for market as well as for the home table. We have found that the Earlibell is also one of the best tomatoes for greenhouse forcing. It requires a little more trimming than some other varieties but produces quantities of good marketable fruit. Try it. **Pkt., 15c; oz., 45c; ¼ lb., \$1.50; ½ lb., \$2.25; 1 lb., \$3.50.**

**Gurney's Giant Canner**—The true stock of this variety outyields any other tomato and on account of its solid meat and small seed cavity we call it the best for home or factory canning. Last season a single plant ripened for one picking 33 tomatoes, five of which weighed more than one pound each; the picking weighed 21 pounds, and the plant continued to produce until killed by frosts.

Fruit very smooth, firm, solid meat and one of the best for shipping, colors up well while firm and before thoroughly ripe. This makes it extra desirable as a shipping tomato. On account of its immense size and its smooth shape it always commands the highest price. **Pkt., 15c; ½ oz., 50c; 1 oz., 85c; ¼ lb., \$2.75.**

## Tomato Record

Drilled in the open on June 1st, 1920, the following varieties of **Early Tomato: North Dakota No. 51, North Dakota No. 60, North Dakota No. 103, Burbank's Earliest, Earlibell Selection, Earlibell Regular Strain.** These were allowed to grow to a height of about 4 inches, then thinned to twenty-five plants of each variety and given best cultivation; were not "trellised" or "trimmed." First fruit commenced to show color **August 15th**, but was not disturbed in any way until **August twenty-first**; then all fruit entirely ripe was taken from each vine with following results:

**North Dakota No. 51**—Twelve fruit, good specimens, smooth, solid, good color, crop set medium. Lacks foliage.

**North Dakota No. 60**—Thirty-seven fruit, not as good specimens as 51. Extra heavy yield; not so good color. Lacks foliage. Medium strong grower.

**North Dakota No. 103**—Twenty-five fruit. Smooth, better than either 51 or 60. Good yield. Just enough foliage to protect from sunburn. Strong grower. Fruit of all—51, 60 and 103—borne in good clusters of good marketable size.

We saved some seed of all three. We offer it at **15c per package—one packet of each for 35c.**

**Burbank**—Nine fruit. Fruit rough, color fair, quality good, solid. Strong grower, well set with fruit. Yields well, but too late to be classed with the earliest.

**Earlibell Selection**—Forty-eight fruit. Smooth, color good, solid, borne in clusters of about five to seven; very even size; most of 48 fruit **over ripe.** Strong grower, good foliage, quality excellent.

**Dwarf Stone**—A splendid new Tomato, originating with the famous Livingstons. In habit of vine it resembles Dwarf Champion, but it is of stronger growth and more erect. The fruits are the same color and size as the regular Stone, with the additional advantage of the Dwarf Champion habit. Under ordinary field culture this sort completely outclasses Dwarf Champion. Here is the record. Ten fruits picked at one time from one vine weighed 5 lbs. and 3 ozs. Specimen fruits of 1 lb. each are very common. **Pkt., 5c; oz., 25c; ¼ lb., 70c; lb., \$2.00.**

**Earlibell Regular Strain**—Thirty-four over ripe fruit. Not so smooth as **Earlibell Selection**; identical otherwise. Full ripe fruit could have been picked from either strain Earlibell five days in advance of any other variety.

**Albino or White Beauty Tomato**—Wonder of wonders, at last a white tomato! For years it has seemed impossible to propagate a pure white Tomato of good quality, but the impossible has been accomplished. The New White Beauty contains absolutely no acid and so will make tomatoes agreeable to thousands of people who have heretofore avoided them on account of the acidity.

White Beauty is ivory white in color, showing no trace of red and the flesh is almost paper white. It grows about as large as Stone and is firm and solid, carrying very few seeds. Ripens medium early. Fine to grow for exhibition with red and yellow varieties. This is absolutely the best white tomato to be had. The supply is limited. **Pkt., 15c; ½ oz., 30c; oz., 50c; ¼ lb., \$1.50.**

**John Baer Tomato**—In 1914 this variety was extensively advertised as a marvelous introduction. Perfect fruit in 30 days. The introducer claims: "John Baer Tomato produces large, solid, shipping fruit in 30 days, 50 to 100 fruit to each plant; ripens evenly up to the stem, does not scald, blight or crack; bright red color, a delightful flavor, almost seedless, often ten fruits in a cluster, solid and meaty. Tomatoes weigh about 6½ ounces." These are truly wonderful claims, and we think it would be well for our customers to give the "John Baer" a trial. Our seed was grown from stock supplied by the introducer. **Pkt., 10c; ½ oz., 20c; oz., 35c; ¼ lb., \$1.00.**

**New Stone**—The Tomato for a main crop. Choicest seed. We call this the king of the Livingston kinds, which are the best types of large, smooth, solid, "beefy" Tomatoes. If asked to select one main crop, market sort, we advise this. Color, fine scarlet; stem set high, core small and shallow, so that but little is lost when it is taken out of the fruit before slicing. If in doubt, buy the New Stone. **Pkt., 5c; oz., 25c; ¼ lb., 55c; lb., \$1.65.**

From Mrs. W. H. McAnniss

Send me quick a package of Earlibell tomato selection. you. We know Gurney's seeds are the best ever.

Cook County, Wyo.

Never had any ripe tomatoes until I got Earlibell seed from

From Mrs. H. A. Biddle

Send me a package of Earlibell tomato seed at once. I can find nothing to beat Earlibell. Sold over \$10.00 worth of tomatoes from the package of seed, besides having bushels for my own use.

Hand County, S. D.




## New Tomato—Mr. Topp

We have grown this excellent new tomato one more season, and it has justified all that we have claimed for it, except that it is not the proper tomato for the market gardener to plant in large quantities. The Mr. Topp tomatoes produce large clusters of fruit as shown in the photograph, and on that account the tomatoes are apt to be smaller than the gardener likes to use for his trade. We believe this tomato will produce equally as many pounds of fruit per plant as any tomato you can grow. The photograph shows a cluster of ripe fruit weighing over 7 pounds. This plant produced one stem of blossoms with over 350 flowers open at one time, and ripened 50 full size Topp tomatoes in that cluster. It is a very rapid, rank grower, and to get best results we advise staking it. It is the earliest of all the tomatoes except the Earlibell. They are of excellent quality, beautiful color, bright red, of medium size on account of their producing such an immense quantity of fruit. The fruit is always smooth and round. We have also found it especially valuable for forcing in the greenhouse for winter market. **25c the package.**

**Early Dwarf Champion**—A great favorite on account of its dwarf habit and upright, tree-like growth, which permits close planting, fruit resembles Acme; medium size, the color being a purplish pink, very smooth and symmetrical, fine quality, very solid meated. The vine growth is very strong and stiff, so that it needs almost no support. **Pkt., 5c; oz., 25c; ¼ lb., 75c; lb., \$2.25.**

**Spark's Earliana**—The earliest, large, smooth, red Tomato. This Tomato is not only remarkable for its earliness, but for its very large size, handsome shape and bright red color. Its solidity and fine quality are quite equal to the best medium and late sorts. Enormously prolific. The very finest for the Northern market and home garden. **Pkt., 5c; oz., 25c; ¼ lb., 60c; lb., \$2.00.**



NEW TOMATO, MR. TOPP


## New "Globe" Tomato

**Every Tomato of this variety just alike. Size, color, solid meat and quality. Every vine full and ripens early. Get next to it. Market and Home Gardener.**

An extra good all around sort, of distinct globe shape, with quite a large percentage of elongated fruits. It is a beautiful variety, and on account of its shape, one that permits of a greater average number of slices to be taken from each fruit than from other sorts.

In time of ripening it belongs among the earlies. The fruits are of large size; and a good marketable size is retained throughout the season; always smooth, of firm flesh and has few seeds; ripens evenly; color a fine glossy rose. An exceedingly productive variety, and a remarkably good keeper. **Pkt., 10c; oz., 35c; 2 ozs., 60c; ¼ lb., 90c.**

**Acme**—One of the medium earlies handsomest fruit. The fruit is of a medium size, perfectly smooth and regular in shape; very solid and a great bearer; color dark red, with a purplish tint. **Pkt., 5c; oz., 25c; ¼ lb., 60c; lb., \$1.75.**



NEW STONE

**Beauty**—(Livingston's)—A very fine variety of large size; grows in clusters of four or five; color glossy crimson with a purplish tinge; very solid, with a tough skin, making a desirable market variety. **Pkt., 5c; oz., 25c; ¼ lb., 70c; lb., \$2.15.**

**Perfection**—(Livingston's)—Larger in size than the Acme; color, blood-red; it is one of the first to ripen; almost round in shape; perfectly smooth and very solid; of the best quality; enormously productive. **Pkt., 5c; oz., 25c; ¼ lb., 70c; lb., \$2.00.**

**Bonny Best**—(88 days)—Large smooth fruit of a rich scarlet red, the color demanded by many markets. Fruit thick, with a small core, an excellent tomato for any purpose. Slices exceptionally well. Nearly globe shaped, slightly flattened at stem. Borne in clusters of 5 or 6 fruits, all ripening evenly together. **Pkt., 10c; oz., 35c; ¼ lb., 90c; lb., \$3.00.**

**Ponderosa Tomato**—This is the largest of the tomatoes. Often producing fruit weighing two pounds or more. Very bright red, generally smooth, fine vigorous growers, producing large crops of this immense fruit; quality very good. **Pkg., 10c; oz., 45c.**

**Golden Queen**—This is the only first class large yellow Tomato. **Pkt., 5c; oz., 30c; ¼ lb., 65c; lb., \$2.00.**

### From Mrs. John Rose Bennett County, S. D.

Enclosed a picture of my little boy and girl. I got all my seed of you and always have good luck, so I would like to have the picture in the catalog. Their names are Lloyd and Ellen. The boy grew the onions and the girl the strawberries. They think it is fine.

### From Beach Coleman Scottsbluff County, Neb.

Confirming my telegram: Send me 250 each Spirea Van Houtteii, Tree Honeysuckle, Barbary Thunbergi, Snowball. We have been much pleased with the shipments of shrubbery received from you. This is the third order we have sent you this spring. The shipments have always come within a few days.



CHILDREN OF MRS. JOHN ROSE, VITAL, S. D.







**YELLOW PEAR**

**Garden Huckleberry**—A wonderfully productive plant producing literally ropes of jet black fruit along its branches from the ground to its tips, plants grow about four feet tall, fruit matures about with ordinary tomatoes, size about that of the cranberry and are delicious for preserves or pies. **Pkt., 10c.**

**Hybridized Potato Seed**

FROM THE SEED-BALLS—HEADQUARTERS STOCK.

Millions never saw a Potato Seed Ball. Thousands have tried in vain to get the seed. Now is your opportunity. This unrivaled seed will produce an endless variety of new kinds. Your fortune may be in one of them. They are as easy to grow as tomatoes.

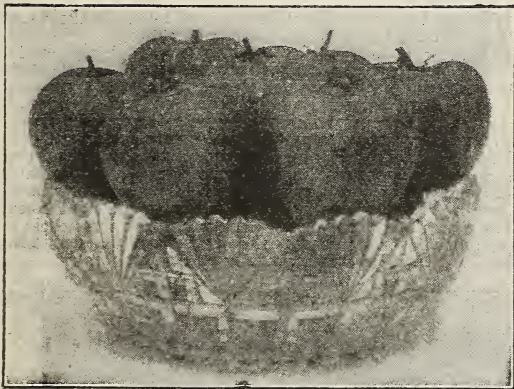


PHOTO OF POTATO SEED BALLS—ONE-HALF NATURAL SIZE.

It is from these that ALL valuable new varieties of Potatoes are produced.

Growing new and distinct Seedling Potatoes from the Seed-Ball Seed is intensely interesting. They will be the greatest curiosity of your garden. This seed will positively produce innumerable new kinds, colors, shapes, sizes, and qualities. The product will astonish you. Some may be of immense value and bring you a golden harvest. Every farmer, gardener, and bright boy should plant a few packets. You may be one of the lucky ones. Full directions on every packet.

READ THESE EXTRACTS FROM CUSTOMERS' LETTERS.

"I grew 101 Potatoes from one plant of your Potato Seed. Every plant was a different variety."  
Mrs. Ellen Keener.

"I raised 50 Hills from one Packet; many kinds and colors; some early, some late. 94 Potatoes in one hill."  
J. H. Skinner.

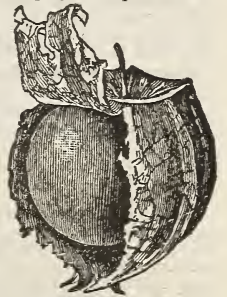
"Your remarkable Potato Seed produced white, pink, red, purple, blue, cream, russet, and black potatoes."  
W. M. Johnson.

"Your Potato Seed is a wonder. I grew 115 different varieties from one Packet—the finest I ever saw."  
C. E. Flint.

"I grew 45 pounds of Seedling Potatoes from one Packet. I expect wonders from them next year."  
Thomas Lucas.

**Yellow Pear**—Fruit bright yellow, distinctly pear-shaped; of rich flavor and used largely for preserving. The stock we offer is the true pear-shaped, not the large yellow plum often sold for it. **Pkt., 10c; oz., 45c.**

**Yellow Ground Cherry, Prospect**  
This is of the dwarf growing type, earlier and more suitable to the northern states than the tall spreading variety. Fruit about the size of the common cherry, bright yellow, enclosed in a loose husk. Bears abundantly and is most excellent for sauce and preserves. **Pkt., 10c; oz., 45c.**



**Husk Tomato**—Plants strong and of spreading habit. Immensely productive. Fruit about 3/4 inch through. Borne in a tight fitting husk. Fruit when mature nearly purple. Very excellent for preserves. **Pkt., 10c; oz., 45c.**

**New Tobacco, Tom Sutton HUSK TOMATO**

Grow Them—Smokes for yourself on your own farm. And think of the greater quantity at less expense.

Not being an expert on tobacco myself, I will have to give you the originator's description, and the experiences of the boys around here who use tobacco and claim to know a good tobacco from a "stogie." This tobacco was originated in Minnesota, is extremely early, yields wonderfully, and if I am to believe the fellows who use it, it is of remarkably fine quality. The originator says of it: "I feel that I have perfected as nearly a perfect tobacco for the northwest as it is possible to grow. I have crossed the General Grant variety with Evans Cinnamon, a Canadian variety, and have a tobacco that combines earliness, large size, productiveness, mild flavor and fine quality. It is unequalled as a pipe and cigar tobacco. My crop was all right to cut before frost this year. Stock four to six feet high, with as many as 24 large leaves on a stalk. Many people would grow gladly their own tobacco if they could do so without the rank flavor commonly found in northern grown tobacco. I wish you would note specially the light color, also the white ashes after burning. Compare carefully with any common cigar and note the extreme difference. Note also, and specially, that it has no green, rank flavor and does not bite the tongue.

I passed out a quantity of the leaves and crumbled tobacco to the boys who smoke. They accepted it, I suppose, just to indulge the "Old Man," but I insisted on their lighting their pipes in my presence, and the general report was that it was tobacco of excellent quality, and I believe them, for they are begging for more of it every day. Some of them would be willing to furnish the match if I would furnish the pipe and tobacco. We want to have all the Northwest tobacco users purchase a package of this Thomas Sutton tobacco this season. **15c the package, 2 packages for 25c.**



TOM SUTTON

Packet, 15 cts. 2 for 25c. 5 for 50c. 10 for \$1.



## Turnips

Along in June each year we receive numerous orders for these Seeds that should have been sent with early orders. Nearly everybody fails to include Turnip and Rutabaga Seed with the regular order on account of their not being wanted until late in the summer. The result is when ready to plant you do not have the Seed, so go without. Include all you are going to need with your first order; you are then sure of having plenty of good seed when planting time comes.

Light, well-manured soil is best suited for Turnips. Sow the earliest varieties in April, in drills about 15 inches apart, and thin out to from 6 to 9 inches in the rows. For a succession sow at intervals until the end of August.

**Golden Ball (Robertson)**—A rapid grower, globe-shaped and of beautiful color and a good keeper. **Pkt., 5c; oz., 10c; ¼ lb., 25c; lb., 75c.**

**Large White Globe**—One of the most productive; in rich soil the roots will frequently grow to 12 pounds in weight; globe-shaped, skin white and smooth. **Pkt., 5c; oz., 10c; ¼ lb., 25c; lb., 80c.**

**Purple, or Red Top Strap Leaf**—Flat; fine flavor and one of the most popular varieties grown, and when sown late it is one of our best varieties, an excellent keeper. **Pkt., 5c; oz., 10c; ¼ lb., 20c; lb., 60c.**

**Extra Early White Milan**—Extra early Turnip, in which the extreme earliness, small top and tap root of the Purple Top Milan are united with the clear, white skin and flesh. **Pkt., 5c; oz., 15c; ¼ lb., 35c; lb., \$1.40.**

**Sutton's Snowball—New English Turnip**—As its name implies, it is a round, clear white turnip of unusual size and a great yielder. Should be planted in July for winter use. One of the best keepers. **Pkt., 5c; oz., 15c; ¼ lb., 35c; lb., \$1.00.**

**Gurney's Purple Top White Globe Turnip**—This is an all-season Turnip; is sweet from the time it is large enough to use until the following spring; size above medium; heavy foliage, and the best turnip of all of them.



GURNEY'S WHITE GLOBE

This new English Turnip was brought from England by us three years ago and was recommended to us by one of the largest turnip specialists as the best ever originated. It has proven fully up to the originator's recommendation, and we urge all to give it a trial. **Pkt., 10c; oz., 15c; ¼ lb., 35c; 1 lb., 90c.**

## Rutabagas or Swedes

I am going to make this a little personal appeal to the fellows in the extreme North. Montana, North Dakota, Northern Minnesota, Northern Wisconsin, in fact, all of that strip of territory across the northern part of the United States where root crops, such as rutabagas, turnips, carrots, etc., grow to perfection, where you can produce a greater yield than in any other section of the United States, where they will outyield the potato crop, and where they will bring equally as much money if you grow them in quantities as your best acre of potatoes. Do you know that all of us fellows south of that northern point, where these root crops grow to perfection, are hungry every winter for your very best rutabagas, your turnips, your carrots, etc., and we do not get them unless we pay immense prices for them? They are recognized as the acme of perfection in good crops and there is a demand for them that will take every bushel you can grow. When we ship our seed potatoes in from the north we always manage to get a few bags of rutabagas, carrots, etc., in the cars, for the reason that the quality is so much better than those of our own growing in this section, that we simply cannot get through the winter without

having these particular vegetables. Why not grow them in larger quantities so that you can load cars? We can find you a market for them every year. We will be glad to do it. In fact, we handle hundreds of carloads of produce of all kinds each fall and have generally paid nearly as much for these root crops as we have for potatoes, sometimes more.

For feeding stock in Fall or Winter there is nothing superior to Turnips or Rutabagas, as they are much liked by all kinds of stock and serve to keep them in good condition. We cannot too earnestly recommend farmers to increase their sowings largely, for we are sure the crop will prove remunerative.

**Purple Top Yellow**—Best variety of Swedish Turnip in cultivation. Hardy and productive; flesh yellow, of solid texture, sweet and well flavored; shape slightly oblong; terminates abruptly with no side or bottom roots; color deep purple above, and bright yellow under the ground; leaves small, light green, with little or no neck; the most perfect in form, the richest in flavor, and the best in every respect. **Pkt., 5c; oz., 10c; ¼ lb., 25c; lb., 65c; 5 lbs., \$2.25. Postpaid.**



RUTABAGAS FOR SEED SELECTION




**RUTABAGA**

**Krasnoselski Russian Rutabaga**

On our trial grounds for past three seasons this gave the best satisfaction and produced the largest yield of any of the rutabagas. On account of the dry, hot weather, most varieties became hollow and strong. This was solid entirely through the season, making an extra large percentage of good-sized rutabagas, bright yellow in color and of excellent quality for table use. This will take the place of the older varieties on account of the increased yield and quality of the fruit. **Pkt., 10c; oz., 15c; ¼ lb., 35c; 1 lb., \$1.00.**

**E. H. Kuster, Moortrail County, N. D.**

Enclosed find a picture of Krasnoselski Russian rutabaga grown from your seed. This rutabaga is the finest quality, even grained and sweetest rutabaga we have ever grown. This one weighs 19 pounds.



**Paint Your Own Automobile**

At one fourth to one tenth the price you would have to pay if hired done. How does the old car look today? How much better it would look in a brand new dress, just about as good as a new one, and almost without expense!

Order the outfit today and paint the car and touch up the furniture. While we sell this principally as an automobile paint, it is also the very best for Porch Furniture, out door wooden swings, porch floors and all machinery. Why not spread a little on and have everything looking bright and fresh for the spring and summer?

The outfit contains enough for the largest car and when used for small cars you have plenty left over for other purposes.

**Gurney's Quality Outdoor Automobile, Furniture, Floor and Machinery Paints, Varnishes and Enamels** are manufactured for us in one of the most complete factories in America and from formulas that are most desirable for the purposes for which they are to be used.

Remember, if you do not care to, or the car does not need painting, that you have many other articles that need it and that this is the most desirable and most durable paint made.

Cover the surface of the car, the furniture, floor or the machinery with this paint and you extend its life many years. Cover the surface and you protect the body from wind, sun and storms and in this way save and make money.

We have found the usual assortments put out for these purposes to be undesirable in many ways, not enough of some parts and too much of others. A great many purchasers desire choice of colors, or even two colors in one assortment, and to accommodate those we are giving you the following assortment that will be packed standard for each order:

- One High Quality 3-inch Varnish Bristle Brush.
- One High Quality 2-inch Varnish Bristle Brush.
- One Package Steel Wool, Size One.
- One Package Steel Wool, Size Two.
- Half Gallon Substitute Turpentine.
- One Quart Auto Top Dressing.
- One Quart Auto Enamel, Your Choice of Color.
- One Pint Auto Enamel, Your Choice of Color.
- One-Half Pint Engine and Radiator Black Enamel.

We furnish the **Auto Enamel** in the following colors; you may choose all one color or a quart of one and a pint of another color, a great many wish to paint the body of the car one color and the wheels another. If you wish to paint a small car black, order the quart can black, which gives you sufficient for the purpose. If you have porch furniture that needs touching up, order the Brewster Green.

**Colors Furnished, Your Choice.**

- |                       |                  |                  |
|-----------------------|------------------|------------------|
| <b>Brewster Green</b> | <b>Vermilion</b> | <b>Auto Gray</b> |
| <b>Mouse Gray</b>     | <b>Dark Wine</b> | <b>Dark Blue</b> |
| <b>Black</b>          |                  |                  |

This outfit is carefully and solidly packed; all liquids in high grade tin containers, the whole in a neat wooden box ready for shipment to you. We guarantee its safe arrival and make shipment on day of receipt of order. Shipping weight, 19 pounds. (Do not use cotton waste to clean surface on which paint or enamel is to be spread; use any piece of used cotton cloth).

Price for the complete outfit properly packed..... **\$4.92**



**Gurney's Wall Flat**—Is especially adapted to interior finish and decoration where soft, velvet flat effects are desired. The removal of the unsanitary wall paper and substitution of our Wall Flat on all plastered walls is to be desired and may be accomplished by a few hours work by almost any member of the household. After Wall Flat is applied walls may be kept free from dirt or smoke by washing, and may last an indefinite number of years and is absolutely sanitary. Just the paint for homes where the small children might place their sticky fingers that would ruin wall paper. A little soap and water removes it in a second—no damage done. Any one can apply it; more easily spread than enamel, because there is no danger of its running or lapping. You need not hesitate to undertake the work yourself and you are assured a good job. With this flat finish you can get the soft pleasing tones for the bed rooms, with a dainty stencilled border, which is easily used, you add the finishing touch that makes any room beautiful and pleasing. No matter how carefully you apply wallpaper or how expensive it may be, you cannot get the pleasing sanitary effect that you will from this less expensive, easily applied Flat Finish.

**Gurney's Wall Flat** is especially adapted for interior decorations where soft, velvet, flat effects are desired.

The use of **Gurney's Wall Flat** will verify the following statements:

The shades are clear, tasty and popular.

The colors and the white are permanent. Being rich with oil, it sets slowly and will not show laps, crack, chalk or peel off.

Non-poisonous and not disagreeable to apply. Leaves a satisfactory surface for refinishing. Ideal as an undercoat for enamels and glaze colors.

Economical, due to good body, large covering capacity and ease of application.

Sanitary as it is germ proof, dampproof and nonabsorbent. Splendid for refinishing old window shades.

**Burlap** must be sized before applying **Wall Flat**. **Kalsomined Walls** should be washed off clean and prepared as directed for bare walls.

**Steel Ceilings, Radiators, etc.**, can be coated direct on the metal after all dust, grease and rust has been removed.

**Wall Paper** should be first coated with **Wall Flat Size**, allowing 48 hours before finishing coat is applied. See that the paper is stuck tight to the wall.

**Do not** judge the colors of **Wall Flat** until dry, as they change while drying.

**Care** should be taken after package is open to keep **Wall Flat** well covered over night, as it has a tendency to skin over when exposed to the air.

One gallon of **Wall Flat** will cover 250 to 350 square feet, two coats, according to the surface over which it is applied. Put up in all desirable colors, send for color card.

**Price: Quart can, 70c; ½ gal., \$1.30; gal., \$2.40.**





### Radio—Aerial Telephone—Radio Listen In—Hear the Mysteries of the Air—Listen In

The most wonderful, unbelievable invention of this century. The air is full of voices, singing, talking, giving the news of the world, the markets of the world, the finest concerts. The voices of the greatest speakers are all there and yours just by reaching out for them; get them as perfectly in your own home hundreds or thousands of miles from them as tho in their immediate audience; get them on the farm in the long winter evenings as tho you were in the largest city attending the best theatres. The whole family can "listen in." Call in your friends for the good concerts, or the great speeches, get your daily markets from the big terminals as the markets open each morning, get the worlds news anywhere at any time, get it just as quickly as the greatest newspaper does. Can you imagine the convenience, the pleasures that are yours, have been yours for thousands of years if we had only known how to reach out for and bring them in? "Listen in" on Sunday to the sermon of the most noted Ministers hundreds and hundreds of miles away from you. When there is a sending station in your own vicinity you may get the local important news, and your station will be sending anything of importance, broadcasting it in the air that others may hear and know of your community. Will you care to be a part of all this? Do you want to get in on it now—this week, before others have it? If so you can be immediately equipped for just a few dollars.

In offering this wonderful invention we realized its importance to the purchaser. It must be as reliable as the telephone and as near perfect and as durable as possible, so we made a careful investigation of the best made and have contracted for those that will give you most perfect and reliable service, accompanied with durability and still so reasonable in price that all may have them. Can you think of anything more desirable for the amount you have to invest than this?

The sets we are offering are sent to you all ready to use, nothing complicated, but little to get out of order and can be operated by anyone, anywhere, anytime.

We are equipping all our instruments with the Stromberg-Carlson Radio Head Sets, for the reason that upon close investigation we believe they are the best made; increasing the efficiency of your Radio Phone nearly 100 per cent. We in this department want to give Gurney Service and Quality.

I am only listing a few of the instruments, such as will be in most demand and at prices within reach of anyone. I shall appreciate your asking for the complete Radio Catalog, listing a full line of instruments and parts.

Radio is today the wonder of the world, and listening in to "The Mysteries of the Air" is becoming more and more popular each day; and no one can keep abreast of the times without following the development and practical application of Radio.

Hundreds of Broadcasting Stations are being erected throughout the country and will soon cover the length and breadth of the United States; and being under government supervision are sure to be a permanent institution. A constantly varied programme is sent from these stations, consisting of operas, musicales, sermons, stock and weather

reports, baseball scores and other sporting events, instructive bedtime stories for youngsters and educational and other talks of national interest.

A receiving set in your home which even a child can operate will bring to all the family, both young and old these interesting programmes. It costs nothing to "listen in" nor is a license required to operate a receiving set. Any one after reading the simple instructions with each machine can receive these programmes provided there is a broadcasting station within the range of the set. South Dakota has powerful broadcasting stations in most of the larger towns, such as Yankton, Sioux Falls, Aberdeen and others. You are hardly out of range anywhere.

**No. 340A**—Crystal set equipped with Stromberg-Carlson 2.000 Ohm Couch Phone. Neat mahogany finish case, **\$17.50.**

**No. 340B**—Consisting of 340-A and antenna high grade equipment and Stromberg-Carlson 2.000 Ohm Couch Phone. With neat mahogany case, **\$21.00.**

**No. 450**—Equipped with Stromberg-Carlson receiving set made in neat mahogany case. A wonderful instrument, **\$23.50.**

**No. 462**—A powerful instrument, one that will be appreciated for its clear non-metallic tone as well as the extreme distances from which it will gather in the voices of the air, a beautiful case in keeping with the instrument. This instrument is equipped with the Stromberg-Carlson No. 2-A Radio head set. An investment of twice the money in most any other make of instrument would give you no better service. **Price, complete, \$40.00.**

**No. 465**—You understand the higher priced the instrument you buy the greater distance service you get and consequently greater satisfaction. The higher priced instruments are correspondingly in finer cases and have greater equipment. This number I believe combines the best of all medium priced durable non-metallic sounding instruments.

On account of lack of space we are listing only a few—those of moderate price and excellent quality. The regular Radio Catalog covers a full line of complete instruments and equipment. **Price of No. 465 complete with best equipment, \$75.00.**

**No. 471**—Listen in with this instrument, equip it with extra head pieces for the rest of the family or for the friends, call them all in for the big concerts and spend a delightful evening, not only one but just as many evenings as you choose; it will never become old or stale; something new in the air all the time. Why miss it?

Unlike the Phonograph, no expense for new records; you pick them out of the air as you like them.

**No. 471** is equipped with one Stromberg-Carlson Radio Head Set and one Radio Loud Speaker. This loud speaker is particularly adapted for use where a larger volume of sound is desired, in halls or stores for demonstrating or for large rooms in private homes or churches. **Price, complete as above, \$131.00.**





DOWN ON THE OLD FARM UNDER AN ELM TREE

### A Tree Like This Grows from Seed

This farm is down on the Jim River just a few miles from Yankton. It is not owned by the company, but by brothers, S. S., P. S., C. A. and Donald. I used to own it but they wanted it worse than I did and I sold it to them.

The big tree in the picture is a monstrous elm tree within about a hundred yards of the Jim River bank. It has a total spread of 87 feet, and two feet from the ground it has a circumference of more than fifteen feet. It has undoubtedly stood there for more than two hundred years and is in perfect condition and may be there two hundred years from now. The folks under the tree are just a bunch of the Gurneys having a little fourth of July celebration of their own. In the picture is the mother of the Gurney bunch, 75 years old; her brother, 82; a sister, 78, and a sister, 84 years of age, all of them strong, active and younger than lots of the younger

ones. There are also grandchildren and great grandchildren, and when the picture was taken there was a lot more of the tribe down in the river swimming.

This picture of the grand old elm tree demonstrates to you what a tree will do when given an opportunity. Most shade and street trees are planted so closely that they seldom develop into anything more than a pyramidal, crowded, ill-shaped tree, and when its close neighbor has to come out it leaves the tree that you want to save deformed beyond recovery. Plant your shade trees and your street trees far enough apart so that they will not interfere one with the other. It will cost you less money and give you better results. We want to sell you shade trees but we do not want to and will not sell you more than you need if we know it.

### Evergreen and Tree Seeds

Evergreens may be grown easily from seed if the proper varieties are selected and reasonable care is given them. We list a few varieties which are most successfully grown by the amateur, and believe you will have no trouble in making a success of it. There is nothing that improves the looks and value of a place so much as Evergreens.

It is the general impression that they are very high priced, hard to transplant and only suitable for the front yard in the town or city. This is a mistaken impression, as they are cheap and easily transplanted. The one thing to remember in transplanting an Evergreen Tree is never to allow the roots to become dry for even one minute.

In preparing your seed bed it should be made about three feet wide, and length according to amount of seed to be placed therein. Rake it over smoothly and sow broadcast, then cover to the depth of about one-half inch with fine soil. Plant the seed in the springtime when the soil is warm and mellow; shade completely until germination takes place, then remove one-half the shade and raise the balance from six to ten inches above the plants, leaving shade on the entire summer after

planting. Shade can be made with a frame made of boards or laths, or with branches of trees.

**Bull Pine (Ponderosa)**—This is the most easily grown from seed of any Evergreen and is successfully grown by any person. One of the most rapid growing, hardy and best trees for windbreak. Will do well anywhere that any tree grows. **Pkt., 15c; oz., 50; ¼ lb., \$1.90; lb., \$6.50.**

**Black Hills Spruce**—One of the best ornamental Evergreens grown; resembles the Norway Spruce. Grows much broader and heavier. This variety only seeds once in several years, consequently seed is very scarce and high priced. **Pkt., 15c; oz., 75c.**

**Jack Pine**—A standard rough, rapid cold weather tree. Absolutely hardy; a wonderful windbreak and easily grown. **Pkt., 15c; oz., 65; ½ lb., \$4.00.**

**Colorado Blue Spruce**—A rare, elegant tree, with foliage of a rich blue. One of the most distinct and striking of all the Spruce family. A free grower and perfectly hardy. **Pkt., 15c; oz., 75c.**

rapid growing and easiest grown of any of the forest trees. **Oz., 20c; ½ lb., 70c; lb., \$1.25.**

**Black Locust**—A native American tree of large size and rapid growth. Flowers in long white racemes, very fragrant valuable for timber and is being largely planted for timber, posts, etc. Along the railroad lines east of Chicago there are hundreds of miles planted to Black Locust. This tree is easily grown and perfectly hardy. Seed very small. **Oz., 35c; ½ lb., \$1.20; 1 lb., \$2.25.**

**Russian Mulberry**—This well-known hedge, shade and fruit tree grows readily from seed. Often grows to a height of 4 feet the first year. Our seed of this is grown here at Yankton. **Pkt., 20c; oz., 70c; lb., \$10.00.**

**Russian Olive**—Easily grown from seed, the hardiest and best hedge and windbreak for north and west. **Oz., 15c; ¼ lb., 45c; 1 lb., \$1.35.**

**Box Elder**—(See description nursery section.) **Oz., 15c; ¼ lb., 30c; 1 lb., 75c.**

**Hackberry**—One of the finest trees for all purposes. (See description nursery section.) **Pkt., 15c; oz., 25c; ¼ lb., 75c; 1 lb., \$2.50.**

**Caragana, or Siberian Pea Tree**—A very hardy hedge or low growing tree from Siberia, bearing clusters of golden yellow fragrant flowers in immense quantity early in the spring. These followed by reddish colored seed pods that hang on through a portion of the summer. Foliage dark green, while the bark is light green or silvery in color, making a very ornamental hedge plant. **Oz., 30c; ¼ lb., \$1.00; 1 lb., \$3.75.**

**Red Cedar**—This grows as readily from seed as does the Bull Pine. Very desirable for shelter or fence posts. Grows rapidly. **Pkg., 15c; oz., 85c.**

**Blackberry Lily or Leopard Flower**—Seed sown early in the spring produces bulbs the same year about three-fourths of an inch through. These bloom the next year, growing to a height of about two and one-half feet and producing brilliant scarlet lilies in abundance. Absolutely hardy and the easiest lily to grow. **Pkg., 15c.**

**Ash**—This is the hardwood tree of the North and is readily grown from seed. About three weeks before planting the Ash seed place them in a cloth sack and soak them for all of three weeks. They should be planted about May 1st. Do not allow them to dry after they have been soaked; they will germinate and come up within five or six days after planting if they have been soaked long enough. **Oz., 10c; ½ lb., 40c; lb., 70c.**

**Catalpa Speciosa, or Hardy Northern Catalpa**—This is the only Catalpa that is of any value in the North, and all the seed offered by us is Dakota grown; consequently, it is the hardiest of this variety. These do well in any part of Iowa, South Dakota, or any place south of this latitude. Seed are very light and consequently there are a great number to the ounce. **Pkt., 15c; oz., 40c; lb., \$3.00.**

**Honey Locust**—This is one of the most rapid growing and most beautiful of all of the northern shade and timber trees. In the spring it is covered with long racemes of pure white, very fragrant flowers, and in the fall and early winter is covered with the long and tropical-looking seed pods, seed about the size of a navy bean. This is one of the most valuable, most



## FLOWER SEEDS

## New and Standard Varieties

Flowers from seed are usually known as Annuals, Biennials and Perennials. **Annuals** bloom and ripen seed the first year and then perish.

**Biennials** do not generally flower the first season, and are in perfection one year.

**Perennials** continue to flower several years in succession. Many of them bloom the first year if sown early.

**Hardy Annuals, Biennials and Perennials** can be sown in the open ground early in the spring, if desired, the Biennials and Perennials will not require any protection in winter. The blooming period of all classes may be greatly extended by picking off the flowers as soon as they begin to fade.

**Half-Hardy Annuals, Biennials and Perennials** should not be sown in open ground until settled warm weather, though they can be sown in the house, if desired, early, and afterwards transplanted. The two latter need to be protected in the winter, or if carried over until spring, in cold-frames or green-houses.

Last summer I drove more than 8,000 miles, inspecting our own and other crops of flower, vegetable and field seeds. I carefully inspected thousands of acres of the most beautiful flowers in America, grown for seed purposes, and I have added this year a number of very desirable varieties that we have not catalogued previously.

## Aquilegia (Columbine)

Popular hardy perennials that bloom very freely during spring and early summer. These plants grow wild in the timbered country and are known to all the children as Honeysuckle. They come in a great variety of colors and are easily grown. **Pkt., 5c; oz., 50c.**

**Aquilegia Coerulea**—The most beautiful of the Columbines; sky blue, long-spurred, free bloomer, hardy perennial. Seed planted early will bloom the same season and last for a number of years. **Pkg., 15c.**

## Alyssum

**Little Gem**—Plants 3 to 4 inches high; they soon become a large mass of white scented flowers; fine for bordering; hardy annual. **Pkt., 10c; 1 oz., 35c.**

**Sweet**—Fragrant, white, hardy annual. ½ foot. **Pkt., 5c; oz., 25c.**

## Abutilon (Flowering Maple)

Desirable plants for the house in winter and effective specimens for the lawn in summer. They will bloom the first year if sown early. Half hardy perennial, 1½ to 3 feet. Mixed colors. **Pkt., 20c.**

## Ageratum

As an addition to the flower garden's blue, the Ageratum is a valuable flower. The dwarf sort being particularly desirable for borders, edging, etc., being very compact and erect. Half-hardy perennial.

**Mexicanum Mixed**—Blue and white. 2 ft. **Pkt., 10c.**

**Tom Thumb**—Dwarf blue, distinct variety, desirable for edging. ½ ft. **Pkt., 10c; oz., 35c.**

## Balsam Apple

A very beautiful, cut leaved, rapid growing, annual climbing vine, producing beautiful flowers, followed by seed pods bursting open and showing the interior, bright crimson. A very satisfactory climbing vine for hot, dry places where others will not do well. The seed grows readily and rapidly. **Pkt., 10c; oz., 40c.**

## Balloon Vine

**Hardy Annual Climber**—A rapid-growing climber, very desirable in its place. It will grow to a height of from 10 to 15 feet, bearing beautiful white flowers which are followed by its seed-pods of a balloon shape. **Pkt., 10c; oz., 25c.**

## Balsam or Lady Slipper

Magnificent plants for garden culture. Tender annuals.

**Camelia Flowered**—The largest flowered of any of the Balsams and perfectly doubled. The individual flowers frequently measure 2½ inches across, the plants forming symmetrical, well branched, erect bushes, the branches being almost covered with the magnificent double flowers. In color they vary from the brightest scarlet to pure white, including spotted violet, roval purple and many others. **Pkt., 10c; oz., 35c.**

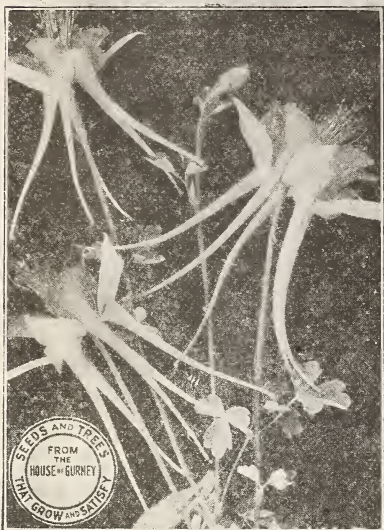
## Bean Scarlet Runner

The well known rapid-growing annual climber, producing bright red flowers, from July to September. The foliage being dense, makes it splendid for porches or any location where shade is desired. **Pkt., 10c; ¼ lb., 15c.**

From A. C. Milliken

Bronx County, N. Y.

I am enclosing a picture of last year's garden, which I think will interest you and go nicely in your catalog. The three cucumbers are laid along a yard stick.



AQUILEGIA (COLUMBINE) COERULIA

## Antirrhinum, Snap-Dragon

An old favorite border plant, which has been greatly improved, with dark and glossy leaves and large, curiously-shaped flowers, with finely marked throats. They bloom the first season from seed sown in the spring, but the blossoms will be much stronger the second year. Succeeds best in dry, loamy soil. Half-hardy perennial. A few leaves of any light litter thrown over them will help to carry them through the winter, or they may be treated as annuals.

The Giant-Flowered grows about 2 feet high, with larger flowers than the old sorts.

**Giant-Flowered Firefly**—Scarlet, crimson and yellow. **Pkt., 10c; ½ oz., 40c.**

**Purple King**—This is the forerunner of a race of new and distinct Snap-Dragons. Flowers more than twice the size of the ordinary Antirrhinum. Do not fail to include it in your order. **Pkt., 10c.**

**Snap-Dragon Empress**—The most brilliant crimson in the field. Dwarf compact, free bloomer and easily grown. **Pkg., 15c.**

## Amaranthus

**Tricolor—(Joseph's Coat)**—Beautiful foliated plants, growing three to five feet high. They are useful as borders for taller growing plants or for the centers of large beds. Should be grown in warm sunny situations and given plenty of room to develop. The ornamental leaves are red, yellow and green. **Pkt., 10c.**

## Anemone (S. D. State Flower)

The **Anemone** or Wind-flower is one of our choicest autumn flowers and is at perfection when most other flowers have ceased blooming. Hardy perennials, easily grown from seed, blooming the first year if sown early. Produces large double flowers in mixed colors. **Pkt., 10c.**



GARDEN OF A. C. MILLIKEN, NEW YORK



## Asters

(1) **The Rochester, or Vick's Mikado**—Pink petals, narrow, long and reflexed, bending and curling across each other in such magnificent disorder as to make it the fluffiest aster grown, color most exquisite shade of lavender pink, plants are very vigorous and produce immense quantities of very large flowers, ranging from four to six inches in diameter. **Pkt., 10c.**

(2) **Queen of the Market**—The earliest of all except No. 8. Grows about nine inches high and very branching; the fine double flowers are produced freely on long stems, making it valuable for cutting. **Mixed, pkt., 10c; ¼ oz., 25c.**

(3) **New White Branching**—The magnificent large double white flowers, 4 inches in diameter, borne upon long stems, are excellent for cutting. The big broad petals are curled so as to give the blossoms the appearance of a graceful Chrysanthemum. **Pkt., 10c; ¼ oz., 30c; oz., \$1.00.**

(4) **Asters, the Latest, American Beauty**—We are offering this in the novelty or special class and we want to say that it stands head and shoulders above all other asters for length of blooming period and quantity of flowers produced. It was in bloom with us this past season for over three months, more than one and one-half months longer than any other aster. It produces very large flowers, the inner petals being curved and of a deep rose color, borne on extra stout stems from 15 to 20 inches in length, making it a good companion to an American Beauty Rose. Seed of this aster planted in the early spring should be in bloom the latter part of July and stay in bloom until frost comes. **Pkt., 20c; 2 for 35c.**

(5) **Sensation, the New Red Aster**—This is a good companion for the American Beauty and if you want the best in the various colors, you should have, at least, a package of this new red aster. It is brighter red than any other aster and produces very large double flowers measuring as much as four inches across; the blooming period is about the same as the American Beauty; height about eighteen inches. It being a little shorter than the American Beauty, consequently it can be planted in front of the American Beauty without hiding the flowers. This is the fiery red aster we have all wanted. **Pkt., 15c; 2 for 25c.**

(6) **Lady Roosevelt**—Lady Roosevelt with its distinct Carmine Rose coloring introduces a new class of asters. Its long period of blooming, its beautiful flowers, borne on long stems, make it one of the most valuable of its class. If you want the best aster in your neighborhood, something that cannot be equalled by others, plant the Lady Roosevelt and the other two varieties named on this page. **Pkt., 10c; 3 Pkts., 25c; 1 Pkt., each of 3 above Novelty Asters, 35c.**

(7) **Crego's Giant Aster**—With their long twisted in and out, curved petals they resemble the choicest of Japanese Chrysanthemums; flowers measuring four to five inches in diameter; borne on long, strong stems, making them very suitable for cut flower purposes; flowers lasting from one week to ten days when cut and placed in water; blooming period



NOS. 1, 3, 4, 5, 6

August and September; height of plants, about two feet. We offer them in the following separate colors:

**Crego's Giant Rose; Crego's Giant Pink; Crego's Giant Lavender; Crego's Giant White; also Crego's Giant Mixed.** Any of the above, **Pkt., 10c; 3 Pkts. for 25c.**

(8) **Extra Early Hohenzollern Aster**—The earliest aster grown, earlier than Queen of the Market. Height, about twelve inches, branching and free flowering. Flowers measure about two and one-half inches. Colors: Dark blue, white and pink. By planting this variety, you will add several weeks to the aster season. **Pkg., 10c.**

**Improved American Victoria Asters**—This is by far the finest of all Asters for beds or borders where an even growth and a mass of flowers are wanted for effect; the sturdy upright plants, 12 to 14 inches high, carry not less than 50 flowers each, producing a mass of color unequalled by any other; blooms from early August till late October. **Pkt., 10c.**



A FIELD OF THE GIANTS

**Mrs. W. F. Reynolds**

Morton County, N. D.  
I planted a package of your Lady Roosevelt aster last year and at the Holstein Breeders Picnic on the 5th of October, they stopped here and I gave everybody a bouquet in the twenty cars. There were one hundred people. They were pleased, and the flowers surely did well for me.

**From Mrs. M. Klein**

Clay County, Minn.  
The seeds we got from you last year were wonderful, especially the asters. They were much nicer after the first frost and were even nicer after the snow was on the ground. They took first prize at the Clay County Fair.





CENTAUREA

## Centaurea

**Centaurea Imperialis**—The bushes are about four feet high and covered with large, sweet-scented flowers. Will keep for over a week in water if cut when just about to open. **Pkt., 10c.**

**Corn Flower**—The Blue Bottle, or Bachelor's Button, is one of the most attractive of all hardy annuals, with its graceful beauty of its old-fashioned flowers. Colors include dark, light blue, pink, rose and white. **Pkt., 10c; oz., 35c.**

## Calliopsis

A very showy border plant, producing flowers in nearly every shade of yellow, orange, crimson, red and brown. **Finest mixed, pkt., 5c.**

**Calliopsis Nana Compacta—Gold Star**—Star-shaped, eight petals. Outer points bright yellow, main part maroon. Exceptionally free bloomer. Petals quilled, grows about six inches high. Especially good for borders or designs. **Pkg., 15c.**

**Cosmidium Orange Crown**—A very beautiful bright yellow flower, similar to the Calliopsis. Very excellent for cut flowers, very easily grown and should be added to all annual collections. **Pkg., 10c.**

**Golden Wave Calliopsis**—The Calliopsis is one of the easiest grown, most abundant producers of brilliant flowers for all sections of the country. Golden Wave derives its name from the immense number of flowers borne on long stems that move with the breeze like the waves of the ocean. **Pkg., 10c.**

## Calendula

Hardy annuals about one foot high, that produce a wonderful profusion of flowers, ranging in color from ivory to orange. Valuable for bed and borders. Bloom until late fall. **Choicest mixed. All colors. Pkt., 10c.**

## Early Flowering Cosmos

This new class of extra early, mammoth, flowering Cosmos, producing beautiful flowers, measuring four to five inches across, 60 days from sowing of the seed, allow us not only the beauty and pleasure of the Late Cosmos, but gives us a better flower; produces its flowers on wonderfully long stems, which are used extensively for cut flowers. Cut the flowers as fast as they open on the plants and their place will be taken by others for a long, blooming period.



COSMOS

**Double Cosmos**—This very popular flower—of the early flowering type is now produced in the double—and as I saw them growing in the big fields this summer they were the peer of the big singles, borne on long stems, early in the season lasting until frosts makes them very desirable. Colors: Red, Pink, White. **Pkt., 15c. One pkg. each color, 25c.**

**White Lady Lenox**—This gigantic Cosmos is a forerunner of an entirely new race; it is of extraordinary size and beauty, the flowers measure 4 to 5 inches in diameter, which is three times larger than the ordinary. Color, an absolutely pure white. **Pkg., 10c.**

**Pink Lady Lenox**, description same as for White Lady Lenox, with the exception the color is a beautiful shell pink, lighting up beautifully at night. **Per Pkg., 10c.**

**Crimson Lady Lenox. Per pkg., 10c.**

One each of the White, Crimson and Pink Lady Lenox, **25c. Giant Flowering Cosmos—Pkt., 5c. Mixed Cosmos—Pkt., 5c.**

## Candytuft

All the varieties look best in beds or masses. Seed sown in autumn produces flowers in early spring. When sown in April, flowers from July to September, and some of the sorts till frost comes. Hardy annual, 1 foot.

**Empress, or Snow Queen**—A complete mass of large snow-white flowers. **Pkt., 10c; oz., 30c.**

**Dark Crimson**—We all know the Candytuft, the white variety, and love it for the beautiful borders it makes. This new dark crimson variety produces largest racemes of flowers of a beautiful dark crimson and makes a wonderful border. **Pkt., 10c; oz., 30c.**

**Candytuft Giant Hyacinth**—The little Candytuft we have known for so many years and used for border purposes is being superseded by this pure white giant. Flowers are grown compactly on stems about eight to ten inches high. Borne in abundance. **Pkg., 15c.**

**Candytuft Rose Cardinal**—All of the Candytuft we have known have been of the white variety. In inspecting the fields of flower seed, we found this cardinal-flowered candytuft, and it is a wonderfully beautiful flower, growing about the right height for bedding purposes. Very desirable. **Pkg., 15c.**

## Cigar Plant

**Cigar Plant (Cuphua Mineata New Hybrid)**—This is not the little cigar plant that is ordinarily grown in the greenhouse, but the one producing thousands of the little cigar-shaped flowers, growing easily anywhere and blooming all summer. **Pkg., 10c.**



CANDYTUFT GIANT HYACINTH



CANDYTUFT ROSE

From E. L. Dobbins

Hennepin County, Minn.  
Enclosed \$10.00 for my seed and nursery order. I have spent many pleasant days with your seeds and pleasant evenings this winter with your catalog.



**Wild Cucumber**

The most rapid growing vine in existence. It will make a growth of 50 feet in a single season and will cover unsightly places quicker than anything else you can plant. It is an excellent shade for summer houses or to train over trellis or porches. **Pkt., 5c; oz., 15c.**

**Cannas**

**Extra Choice Mixed**—Seed saved from 20 varieties of only the very best of the large or Gladiolus flowered type. Blooms in about ten weeks after planting. **Pkt., 10c; oz., 35c.**

**Coboea Scandens**

A rapid growing vine with beautifully cut foliage producing large quantities of bell-shaped flowers of a beautiful violet hue. **Pkt., 10c.**



CANNAS

**Cardinal Climber**

(*Ipomea Quamoclit Hybrida*)

One of the finest annual climbers. Very graceful and beautiful, growing rapidly, it reaches a height of twenty feet; densely clothed with lacinated, rich green leaves. The numerous clusters of fiery scarlet, tubular spear-shaped flowers resemble the cypress vine, but are much larger, often measuring one and one-quarter inches across. **Pkg., 15c postpaid.**


**Cineraria**

A beautiful class of plants for spring decoration; may also be planted out in summer. They grow from 12 to 18 inches high, and are completely covered with a mass of flowers, two and three inches across, of the richest colors, in white, blue, violet and crimson shades.

**Grandiflora** (Large flowered). **Mixed. Pkt., 25c.**

**Coleus**

A beautiful class of well known and popular decorative foliage plants. For bedding or pot culture. **Choicest New Hybrids. (Mixed). Pkt., 25c.**



**Celosia or Cockscomb**

**Giant Crimson Empress Maxima**—Dwarf plants bearing mammoth bright cockscomb and bronze foliage, making it one of the most attractive of all the Cockscombs. **Pkt., 10c.**

**Dwarf Cockscomb (Cristata Nana)**—Low growing plants with showy combs. Choice mixed. **Pkt., 10c.**

**Chinese Wool Flower**—This recent novelty is the most curious as well as the most showy of all Celosias. The round globular flowers, appearing like large balls of bright red wool, start blooming in July and continue until cut down by frost. The flowers do not fade but increase in size and brilliancy throughout the season. They are excellent for bedding or specimen plants. Height, 2 to 3 feet. **Pkt., 10c.**

**Ostrich Feather (Celosia Plumosa)**—A beautiful feathered Celosia, producing large bright crimson and orange plumes. A packet of each with the taller for the center and the dwarf for the outer edge would make a beautiful bed.

**Tall**—Mixed, 3 feet. **Pkt., 10c.** **Dwarf**—Mixed, 1½ feet. **Pkt., 10c.**

**Castle Gould**—A distinct type of Celosia Plumosa literally clothed from base to summit with immense feathered heads. Pyramidal growth, two to three feet high; the profusion of long continued bloom being remarkable. The colors are blood red, carmine yellow, golden orange, scarlet and wine red. **Mixed. Pkt., 10c.**



WILD CUCUMBER



COCKSCOMB

**Coleus Bed**—In a Portland, Oregon park, this picture was taken by us on our Western trip this past summer. It is one of the many beds made in the Portland parks with the beautiful Coleus, these plants are of many beautiful colors and a package of the seed will produce many plants of bright, beautiful foliage. Tis a pleasure to watch them grow and develop. Select the most beautiful ones in the fall before frost for pot culture, easily grown.

**Hulless Oats and Ruby Wheat**

Don't know that the flower seed section is just the place to talk wheat and oats but these new varieties are good enough to command attention and be talked about anywhere, you may use the Hulless Oat for a mighty delicious breakfast subject; it takes just a few minutes over the fire with some water to put it in fine condition. Not a mush when cooked but the whole grain to several times it's natural size; cooks whole just like rice. Then Ruby wheat—it gets in the bin about the time other varieties are ready to be harvested and I have noticed that when it's in the bin, it's rather safe from rust, hail, drouth and all other dangers. See pages 65, 68, 69.



CHINESE WOOL FLOWER





Carnation

**Carnation**  
The Carnation has always been one of the most esteemed of the florists' collection, and there is no flower more desirable for the garden. Sow under glass and when of sufficient size transplant one foot apart each way. Half-hardy perennial, 1½ feet.

**Extra Choice Double Mixed**—Seed saved from the choicest German and English stocks. A large portion of this Seed will produce double flowers. **Pkt., 15c.**

**Marguerite**—Very free flowering. Will be in full bloom in four months after sowing, flowering in profusion until checked by frost. They flourish well in open ground. It is many shades of red, pink, white, variegated. **Mixed pkt., 10c.**

### Cypress Vine

A most beautiful vine, with delicate fern-like foliage and beautiful star-shaped rose, scarlet and white flowers. **Pkt., 5c; oz., 30c.**

### Chinese Lantern

A showy variety of Winter Ground Cherry, 18 to 24 inches high and producing large, balloon-like fruits, changing from green to bright crimson as the season advances. Husk covering the fruit measures nearly 2 inches through, the fruit about three-fourths of an inch through and excellent for eating or for preserving. It bears fruit at every leaf bud, late in the season is a solid mass of crimson. Hardy perennial, roots living over winter in the ground. **Pkt., 15c.**



CYPRESS VINE



CHRYSANTHEMUMS

### Chrysanthemum

The annual Chrysanthemums are distinct from the autumn flowering, blooming all summer and making a gorgeous display.

**Annual Double White Snowball**—A magnificent variety growing about 18 inches high and blooming continuously throughout the summer. They are covered with clusters of double pure white flowers of a beautiful fringed appearance. Will last a week or two after being cut. **Pkt., 10c.**

**Annual Double and Single Mixed**—Beautiful double and single types in a wide range of colors. **Pkt., 10c.**

**Chrysanthemum—The Sultan**—Commonly known as Painted Daisy. An annual plant growing about twenty inches high, exceptionally free bloomer and easily grown. **Pkg., 10c.**


### Blue Bell

**Canterbury Bell** (*Campanula medium*)—Blue bell, handsome, easily grown herbaceous plants of stately branching habit and profuse blooms for beds and backgrounds. They produce long racemes of strikingly effective bell-shaped or saucer-shaped flowers of rich color. A hardy biennial.

Sow seed early in spring. In the fall should be transplanted or thinned to eighteen inches or two feet apart and given some protection in severe winter weather. Height, two to four feet. **Pkt., 10c.**

### Gurney's Selected Calendula

**Pot Marigold**—One of the surest annuals, easy to grow and literally covers itself with large double yellow flowers about two to three inches across. One of the best for cut flowers as they last after cutting, often as many as ten days, then the more you cut the better they bloom. For cut flowers, cut as soon as open, to keep plants blooming over a very long period, cut flower stems as soon as flowers fade. These plants are also called "Pot Marigolds" as they resemble the marigold, and respond beautifully to pot culture in the home in winter or summer, very hardy annual, height about eighteen inches. **Pkt., 10c.**



BLUE BELL


### Cowslip (*Primula Veris*)

**Mixed**—A beautiful hardy spring-flowering perennial; flowers of different colors, such as yellow, brown-edged yellow, etc. Very fragrant; 6 inches. **Pkt., 15c.**

**Invincible Giant**—Quite distinct from the ordinary Cowslip, both in stronger growth of the plant and in the massive flowers, which are borne on stout stems 12 to 15 inches high. The colors range from pure yellow and orange to the deepest scarlet and crimson. **Pkt., 20c.**

### Radio Phone

You are all interested in Radio, we have by careful investigation and trial selected the most serviceable and clearest toned instruments on the market, in fact we get away from that metallic sound that is so disagreeable. We print a Radio booklet and tell you about Radio on Page 46 of this catalog



CHINESE LANTERN



## Dahlia

**The New Cactus**—One of the finest flowers of late introduction, and where known is rapidly taking the place of the old standard Dahlias. Flowers are quilled and curved, resembling Chrysanthemums; grown on long stems, which makes them especially valuable for cut flowers. Our seed is all saved from the newest and most perfect varieties. **Pkt., 15c.**

## Digitalis, or Foxglove

The Foxgloves are quite stately and highly ornamental plants when well grown, with flower stems at least three feet in height. They are fine for the mixed border or planted singly in half-shady places near a walk or drive. The racemes of flowers are often two feet in length, containing scores of the prettily spotted thimble-shaped flowers. Perfectly hardy. Sow seed in spring in the garden and transplant as desired. Perennial. **Mixed varieties, pkt., 10c.**

## Daisy, Bellis Perennis

A favorite spring blooming plant. Sow seed early in hot-bed or house and transplant to rich, cool, partially shaded situation, though they do quite well in open sunshine. Half-hardy, perennial,  $\frac{1}{2}$  foot. **Double Mixed, Choice, Pkt., 10c.**

**Shasta Daisy (Alaska)**—Hardy perennial. A bed of these giant white Daisies in full bloom is a sight worth seeing. The flowers measure  $3\frac{1}{2}$  to 4 inches across and are borne on stems 18 inches to 2 feet long. The numerous long, slender-stemmed white flowers rise most gracefully amid the bed of green, blooming all through the spring and summer months. The flowers keep in water for two weeks.

With slight winter protection of straw or litter they will live and bloom for years. I have at my home plants more than five years old producing hundreds of flowers more than three inches in diameter, a veritable snowdrift at blooming time. Blooming period about six weeks. Of the many varieties the Alaska is best bloomer and hardiest. Seed may be started in the house or hot beds,



SHASTA DAISY, ALASKA

## Dianthus, Pink Heddewegia

For brilliancy of coloring and markings, as well as beautiful forms of flowers, this family cannot be surpassed. The colors range through white, pink and crimson to the very deepest maroon; many varieties are finely fringed. Hardy biennials, but are better treated as annuals, as they bloom early from seed sown in the spring. Fancy mixed. **Pkt., 10c.**

**Dianthus—Chinese or Indian Pinks**—Hardy biennials; bloom early from seed; extra double flowers in choicest mixture of bright single colors, variegated and spotted. One of the finest for massing in beds. **Pkt., 10c.**

## Escholtzia

**Burbank's Crimson Flowering**—This was raised by selection for nine years from one of our common California "Poppies," which showed a thread of crimson on the inside of one of the petals. The plants grow about one foot high and a foot or more across. **Pkt., 10c.**

**Golden West**—A grand strain of the well-known favorite California Poppies. The flowers have large, overlapping petals, which are often delicately waved at the edges, showing beautiful and varied forms. The color is an intense shining yellow, with an orange blotch. Hardy annual. **Pkt., 5c; oz., 25c.**

## Four o'Clock, Marvel of Peru

A handsome, free-flowering, half-hardy perennial, blooming the first season from seed. The flowers, which are produced in clusters, open in the afternoon and wither the next morning. They can be kept like Dahlias. Our mixture contains a fine variety of colors. **Pkt., 5c; oz., 20c;  $\frac{1}{4}$  lb., 60c.**

## Gypsophila, or Babies' Breath

The flowers are small, star-like and borne on feathery sprays, which are highly esteemed for cut flowers, as they lend a most graceful effect when combined with Sweet Peas or Nasturtiums in bouquets. **Pkt., 10c.**

## Hibiscus or Mallow

Shrub-like plants growing from four to six feet high and bearing bright colored flowers varying from three to five inches in diameter. Perfectly hardy and therefore excellent for mass planting with shrubbery. A fine background for any garden. **Pkt., 10c.**

## Heliotrope

Highly valued for the fragrance of their flowers and duration of bloom. Tender perennial, one foot. Easily grown from seed, blooming the first summer if sown early.

**Lemoine's Giant Hybrid.** Choice mixed. **Pkt., 15c.**

**Dianthus Nobilis**—This is of the Royal pinks, covering a range of rose, pink and dark crimson shades, with dark eyes, petals double and lacinated. Very compact bushes, living for two seasons. Flowers exceptionally large. **Pkg., 15c.**



DIGITALIS  
OR FOXGLOVE

transplanted to the open for early flowers; they may also be sowed in the open. Blooms first season. **Pkt., 10c.**

**Golden Orange Daisy, African**—This flower is from South Africa and is the easiest grown of any of the showy border plants. It grows to a height of about fifteen inches and blooms profusely all summer. Seeds planted in the open ground in early May were flowering in July and continued until frost came. In our trial ground it was the most attractive flower of any shown there; the flowers are about two and one-half inches across and the most beautiful golden orange color. We recommend this specially for borders and along walks. **Pkt., 10c.**

**Dianthus Lacinated Splendens**—This is the hardy garden pink, with the petals lacinated so that it is a waving mass of beautiful colored flowers blooming from early summer until late in the fall and living through to the next year for another season of unrivalled flowering. **Pkg., 15c.**



DIANTHUS



### Everlasting or Eternal Flower—Helichrysum

These are of the most beautiful colors, pink, white, red, yellow, lavender. They bloom on good, strong stocks, standing 3 to 4 feet high and are as beautiful as any of the annuals you can have. Cutting these just as the buds commence to open, retaining their delicate colors perfectly and remain beautiful for several years. These are the genuine everlasting

flowers. Plant liberally of these. Cut large quantities of the just opening buds and retain them for the holidays and for special occasions. Add a few green fern leaves or Plumosus Fronds and you will have most beautiful bouquets for all occasions. Mixed—**Pkt., 10c.**



HELICHRYSUM,  
OR EVERLASTING FLOWER

**Fireball**—A beautiful flower glistening in the sunshine like a burning coal. **Pkt., 10c.**

**Golden Globe**—A beautiful branching plant covered continuously during the summer; flowers of golden yellow. The waxy finish makes them shine as though varnished. **Pkt., 10c.**

**Silver Globe**—This is a variation from the white eternal flower as it has a grayish shiny cast of silver; a wonderful bloomer holding its color indefinitely. **Pkt., 10c; 1 each of above, 30c.**

### Hardy Perennial Sunflowers

**Mixed**—Contains the finest single-flowering hardy perennial sorts. Seeds sown early will produce flowering plants the first year; as subjects for the hardy border as well as for cutting they are of great value. **Pkt., 15c.**

### Helianthemum (Rock, or Sun Rose)

**Mutabile**—Exceedingly pretty low growing, evergreen plants, forming broad clumps, and which during their flowering season, July to September, are quite hidden by a mass of bloom; well adapted for the front of the border, the rockery, or a dry, sunny bank. Choice mixed varieties. **Pkt., 10c.**

### Heliopsis (Orange Sunflower)

**Pitcherina**—A desirable hardy herbaceous plant, growing from 3 to 4 feet high, beginning to flower early in the season, and continuing the entire summer. The flowers are of a beautiful deep golden-yellow color about 2 inches in diameter; of very thick texture and very graceful for cutting. **Pkt., 10c.**

**Scabra Zinniaeflora**—A new double flowering form bearing golden-yellow Zinnia-like flowers. In addition to being a very showy plant in the hardy border, it is one of the best perennial plants for cutting. **2 pkts., 25c; pkt., 15c.**

### Forget-Me-Not

This charming little blue flower succeeds best in damp, shady situations, but will thrive in almost any soil. The Vic-

toria Blue which we offer is the largest flowering, and continues to bloom the longest of any. **Pkt., 10c.**

### Hunnemannia

(Giant Yellow Tulip Poppy, or Bush Eschscholtzia)

**Fumariaefolia**—This is by far the best of the poppy family for cutting, remaining in good condition for several days. Seed sown early in May will, by the middle of July, produce plants covered with their large buttercup-yellow poppy-like blossoms and never out of flower until hard frost. The plants grow about 2 feet high, are quite bushy, with beautiful feathery glaucous foliage. **¼ oz., 25c; pkt., 10c.**


### Humulus (Japanese Hop)

**Japonicus**—A very ornamental and fast growing climbing plant. The foliage resembles in shape that of the common Hop, is very dense, and in color a lively green; annual. **¼ oz., 25c.**

**Variegatus**—A variegated variety of the above. The leaves are beautifully marbled and splashed with silvery-white, light and dark green; very effective for screens, arbors, trellises, etc. As with the green-leaved variety, it is never injured by insects nor affected by the heat, but retains its bright variegated foliage until frost. **¼ oz., 30c; pkt., 10c.**

### (Iris Flowering Flag)

**Kaempferi** (Japanese Iris)—The seeds we offer have been saved from our own unrivalled collection, and should produce only varieties of the highest merit. Blooms the second year from seed. **¼ oz., 30c; pkt., 10c.**



ON THE COLUMBIA RIVER

### On the Rocks on the Columbia

This is one of the many wonderful places visited by us in our crop inspection trip. This picture of myself was taken by Daughter Bonnie; then we changed places and I attempted to take a picture but like most of mine it was a failure. There are two small channels between the rock on which I stand and the shore; we both made the jump safely. This is one of the thousands of beautiful places along the Columbia Highway. From The Dalles, Oregon, to Los Angeles, Cal., is about 1,500 miles, all paved and on either side the most beautiful scenery in America, wondrous Tourists Camps at convenient distances.



FORGET-ME-NOT



## Geranium

(Pelargonium.) When properly grown, the constant succession of bloom until frost comes, the brilliant colors of the flowers and the exquisite zone or horseshoe markings of the leaves of some of the varieties, render the Geranium very desirable for pot culture as well as for bedding out of doors and for growing in window boxes.

Sow in a pot or box in the house in rather light soil, preferably containing a little leaf mold and sand. Keep at near 65° F. as possible. Water moderately, and as soon as the third leaf appears, pot in two-inch pots. Plunge the pots or set in open border, and on approach of frost remove to cover. They will blossom the succeeding spring.

**Scarlet Mixed (Zonale)**—The seed we offer will produce a large percentage of double flowers in many beautiful shades. **Pkt., 25c.**

## Godetia

These wonderfully beautiful annuals have been developed and improved so rapidly within the last few years that you would hardly recognize them comparing them with those of previous introduction. These new plants and flowers resemble the high priced imported Azalia, but, unlike the Azalia, continue to bloom for a number of months in succession. They are compact, pyramidal, and globe shaped plants covered with beautiful flowers of varied colors, the flowers measuring about two to three inches across and of the most dazzling crimson. **10c per Pkt.**

## Gaillardia

**Or Blanket Flower**—Finest single mixed. The flowers are greatly admired for their rich blending of colors. They thrive well anywhere. Large single flowers in red, scarlet, yellow and orange. **Pkt., 5c; oz., 20c.**



GAILLARDIA

**New Double Gaillardia**—Large bright-colored double flowers, useful for cutting. The colors embrace Sulfur, Golden, Yellow Orange, Amaranth and Claret. **Pkt., 10c; oz., 25c.**

## Gourds

**Gourds**—A tribe of climbers, with curiously shaped fruit in various colors. Being of rapid growth, they are fine to cover old fences, trellises, stumps, etc. Do not plant the Seed till the danger of frost is over, and select rich mellow ground. Tender annual climbers, 10 to 20 feet. **Fine mixed, pkt., 5c; oz., 15c.**

**Calabash Pipe Gourd**—A rapid growing climbing annual from South Africa. The very popular Calabash Pipes are made from the fruit. When grown to make pipes it is best to let the vines run on the ground like cucumbers. These pipes are very light and color nicely. **Pkt., 15c.**

**Nest Egg Gourd**—Pkt., 10c.

## Hyacinth Bean

(**Dolichos Lablar**)—This photograph is taken at the South Dakota Hospital for the Insane. It shows one of the men's buildings with the beautiful Hyacinth Bean nearly covering the front of it. Makes one of the most desirable climbing vines, grows rapidly, produces clusters of beautiful flowers and then covers itself with



MIXED GOURDS

the bright pods. I want to say that all of the buildings at the Hospital are as well cared for and made just as beautiful as this one. The grounds are kept equally well and the whole institution is a credit to the United States.

Splendid climbers with abundant clustered spikes of purple and white flowers. It is of rapid growth and often runs 30 feet in a season. Height, 10 to 20 feet. Tender annual. **Pkt., 10c; oz., 25c.**

## Hollyhock


**Mammoth Fringed Hollyhock, Allegheny**—The flowers of this grand variety are from 4 to 6 inches across, single, semi-double and double, finely fringed and curled. Colors shell pink, rose and ruby red, crimson and maroon. The blooming season is from June until frost. **Choice mixed, pkt., 10c.**

## Double Sunflower

**Helianthus, or Double Sunflower**—Double Chrysanthemum flowered. This variety grows about 6 feet high, and bears profusely all summer long. The perfectly double flowers are bright yellow and of many different sizes, from 3 to 6 inches in diameter. A row of these across our trial grounds this summer attracted great attention. **Pkt., 10c; oz., 20c.**

## Ice Plant

Handsome plant for baskets, rock work, vases and edgings. Leaves and stems appear as though covered with ice crystals; easily grown. **Pkt., 10c.**



HYACINTH BEAN

## Ornamental Grasses

The ornamental Grasses serve the double purpose of rendering the mixed flower-bed or border attractive during the summer and for the use of the spikes or panicles in a dried state in winter bouquets. For large beds or groups on lawns nothing gives a finer effect, and they are now largely used in prominent position in many of the finest public parks, etc. The following are the most popular varieties:

**Agrostis Nebulosa** (Cloud Grass)—An airy and graceful annual Grass, grows 18 inches high and looks like a line of mist when in bloom. Beautiful to mix with cut flowers. **Pkt., 10c.**

**Briza Maxima** (Quaking Grass)—In great demand for grass bouquets. **Pkt., 5c.**

**Coix Lachrymæ** (Job's Tears)—Broad, corn-like leaves and hard, shining pearly seeds; annual. **Per oz., 20c; pkt., 5c.**

**Eulalia Zebrina** (Zebra Grass)—Light green, barred with creamy white. Variegation runs across foliage. **Pkt., 10c.**

**Variegata**—Long, narrow, green leaves, striped with white; fine feathery plumes; very ornamental. **Pkt., 10c.**

**Gynerium Argenteum** (Pampas Grass)—White silvery plumes; perennial; blooms the second season. **Pkt., 10c.**

**Pennisetum Longistylum**—Extremely graceful greenish-white plumes; excellent for beds; annual; 2 feet. **¼ oz., 30c; pkt., 10c.**

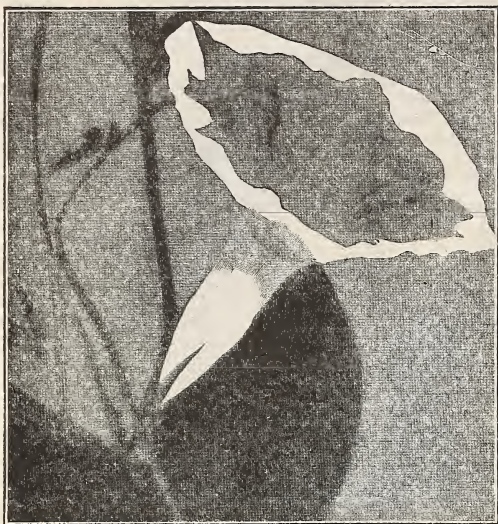
**Rueppelianum** (Purple Fountain Grass)—Graceful green foliage and purplish plumes, unequalled as an edging to a bed of Cannas or other tall plants; annual; 3 feet. (See cut.) **Per ¼ oz., 30c; pkt., 10c.**

**Japonicum**—A new hardy variety, and one of the most valuable for beds or specimens. Easily grown from seed, making nice plants the first year. **Pkt., 10c.**

**Uniola Latifolia** (Spike Grass)—A pretty native perennial variety, with very ornamental graceful drooping panicles; 3 to 4 feet. **Pkt., 10c.**

**Collection of Grasses**—10 varieties, noted above. **Pkt., each kind, 60c.**





MOON FLOWER

From A. L. Fitch, Buffalo County, Neb.  
We received your trees in April and they were in fine condition, and are growing nicely. All alive. Your fair treatment is appreciated.

### Lychnis

**Chaicedonica, or Burning Star**—One of the greatest hardy biennials, which grow and bloom year after year, requiring no protection and easily started. Color, brilliant scarlet. **Pkt., 10c.**

### Linnum or Scarlet Flax

One of the most showy annuals for flower beds and masses. Brilliant crimson-scarlet flowers, 1 inch across, borne in wonderful profusion. **Pkt., 5c; oz., 25c.**

### Delphinium Larkspur, Annual Varieties

The branching varieties grow two feet high, and should stand eighteen inches apart. The annual varieties are very free bloomers, and produce large spikes of flowers, white, pink, rose, light blue, dark blue and violet. In some varieties the flowers are double, in others single. The beautiful plume-like foliage is very ornamental.

**Delphinium Chinensis** (Azure Fairy)—This is the best of all of the Delphinium, blooming very early, branching very close to the ground and producing long fronds of azure blue flowers. **Pkg., 15c.**

**Double Rocket**—One foot in height, mixed colors. **Pkt., 10c.**

### True Perennials

**Delphinium**—Hardy Larkspurs—Bloom freely the first year from seed. In our trial grounds, these are the most showy of any of the flowers for the longest period during the first season. The flowers vary in shade from light lavender to the deepest blue. They are borne on spikes eighteen inches to three feet high and are excellent cut flowers. The advantage of this hardy Delphinium is that when you plant them you have them for several years. They come up and bloom early in the Spring. **Pkt., 10c; 3 pkts., 25c.**



### Ipomea, Moon Flowers

Tender annuals of rapid growth, with beautiful and varied flowers; for covering old walls, trellises, arbors or stumps of trees they are invaluable; 15 to 20 feet.

**Heavenly Blue**—Flowers, 4 to 5 inches across in large clusters, produced in such abundance as to nearly hide the foliage; color a beautiful sky blue. **Pkt., 15c.**

**Mixed**, including blue, red and white. **Pkt., 10c.**

**Ipomea Mikado**—A new Japanese climbing vine, producing flowers measuring from 4 to 5 inches across, in the greatest variety of colors. The leaves are large, glossy dark green, and will grow to the height of 20 feet in a very short time.

**Ipomea Bona Nox**—This is the Goodnight or Evening Glory. Flowers very large, violet; commence opening in mid-afternoon and remaining open all night. **Pkt., 10c.**

### Japanese Kudzu Vine

The most remarkable climbing vine of the age and should be planted by everyone for dense shade of porches, arbors, or places where you wish to screen outbuildings. It comes from Japan, the land of the flowers and of the most curious vegetable productions. The blossoms are large and borne in pinnacles like Wistaria, much larger in size and better clusters. Color, purple; blossoms very freely and early. It requires but little care and its hardy nature commends it to all. **Large pkt., 10c; 1 oz., 35c.**

### Lupinus


**Mixed**—Deep blue Texas Lupin—Loveliest spikes of deepest sea blue flowers, delicate fragrance, easily grown and very satisfactory. **Pkt., 10c.**

### Kochia, or Summer Cypress

An easily grown annual about 3 feet high. Throughout the summer it is a beautiful green, but turns to a bright red in autumn. It is of perfectly rounded form, with very fine foliage and stems. Is used for ornamental exhibits or borders. **Pkt., 10c.**

### Lobelia—Crystal Palace

A most excellent and useful plant for bedding. Compact, erect growth; flowers deep blue. Seed should be covered lightly. **Pkt., 10c.**



KOCHIA

### Mignonette

Seeds of Mignonette may be sown at any season, so that a succession of flowers can be secured. Seeds sown early in the garden will give flowers through the summer. Very few cultivate the Sweet Mignonette compared with the many that might show their love for this sweet little flower. Annual.

**Sweet**—Well-known fragrant. **Pkt., 5c; oz., 25c.**

### Queen Anne Lace Flower

"In ye olden days" the Queen Anne lace was the most delicate and beautiful, and Nature has done its best to reproduce the delicate figures and beautiful patterns in this flower. The color is a charming, dainty baby blue. This Queen Anne Lace flower is one of the best for cut flowers, and when made up in corsage or table bouquets with sprays of Gypsophalia or other dainty foliage, it will please the most exacting. Easily grown; early and profuse bloomer. **Pkt., 10c.**

### From Gilbert Gudmanson and Professor E. Erickson, Rapelge, Mont.

Last spring we wanted to have the boys of this country enter a corn growing contest, we wrote many seed houses for prices on the necessary seed and your company agreed to donate all that we needed. We accepted and we are now enclosing pictures of the two who won first and second prize. First place and silver cup valued at \$24.00 won by Giles Gill. Second place and silver cup valued at \$18.00 won by William Gustafson. (Regret that we cannot show both pictures.)



## Mourning Bride

**Scabiosa or Sweet Scabious**—An old-fashioned but most attractive flower. Its great abundance and long succession of richly colored, fragrant blossoms on long stems make it one of the most useful decorative plants of the garden. Desirable for cutting as well as for beds and borders. Flower heads about two inches across; florets double, surrounding the thimble-shaped cone, and giving a fancied resemblance to a pin cushion.

Seed may be sown in place as soon as ground can be worked; or for earlier blooming sow in hotbed early in spring and transplant one and one-half feet apart. Hardy annual; about two to two and one-half feet high. **Pkt., 10c.**

## Marigold

The African and French Marigolds are valuable for their flowers in autumn, and can be grown to advantage in the little clumps with other plants in the front of shrubbery or in the garden border. The African varieties are the taller in growth, and produce large, self-colored blossoms. The French varieties are smaller, some of them being elegantly striped and spotted. The dwarf-growing kinds adapt themselves to spots where the taller varieties would be unsuitable. They succeed best in a light soil, with full exposure to the sun. Annual.


**African Marigolds**—Mixed varieties. **Pkt., 5c; oz., 40c.**

**French Marigolds**—Mixed. **Pkt., 5c; oz., 40c.**

**Marigold Tagetes**—This is of the Pumila or miniature type, flowers bright orange, produced in abundance and extra fine for border work. Growing only about eight to ten inches high. **Pkg., 10c.**

**Marigold Golden Ball**—Brightest golden yellow flowers outcurved forming a perfect ball. One of the most satisfactory and easily grown annuals. **Pkt., 10c.**

**Marigold Pallida (Lemon Ball)**—Description same as Golden Ball, except it is lemon yellow. The two are very desirable for cut flowers. **Pkg., 10c.**



MORNING GLORY

## Tall Morning Glories

**Fine Mixed**—A great variety of colors of the popular old-fashioned Morning Glory. **Pkt., 5c; oz., 15c.**

**Imperial Morning Glory, Fancy Fringe**—Exceptionally large flowers, beautifully fringed and ruffled, contains all and many more colors than the ordinary Morning Glory. **Per pkt., 10c.**

From Frank Kaufman

Huxon County, Ohio.

The trees and shrubs you sent me are the finest I ever received in packing and roots.



GOLDEN BALL

## Nasturtiums

I inspected the fields of Nasturtiums this summer when they were in full bloom; fields of more than ten acres in one body, a glowing, quivering mass of color. My wife compared it to an immense velvet carpet. It was a wonderful sight and one that will not be forgotten. Small beds of Nasturtiums are equally as beautiful on a smaller scale. The Nasturtium is one of the flowers you should plant largely of; the dwarf fellows in the beds and borders and the tall fellows for covering fences, objectionable objects or low buildings.

## Tall or Trailing Nasturtiums

These are all of strong, vigorous growth and can be trained upon strings or wires, or for covering fences or trellis.

**Sunlight**—Flowers of the largest size are most beautifully colored. Clear, rich golden yellow. In this you will find flowers measuring nearly three inches across and are produced most profusely. **Pkt., 10c; oz., 20c; ¼ lb., 45c.**

**Midnight**—Plants of extremely deep dark green foliage, flowers are a deep brownish red. The soft, velvety texture of petals is crumpled or partly folded. **Pkt., 10c; oz., 20c; ¼ lb., 45c.**

**Tall Mixed**—Including all of the above and hundreds of other varieties. **Pkt., 5c; oz., 15c; ¼ lb., 30c; lb., 90c.**

## Dwarf or Tom Thumb Nasturtiums

These are dwarf, compact, rounded growth, and, like all Tom Thumbs, succeed on light, well-drained soil, or in slightly raised beds. The Tom Thumb Nasturtiums are much freer bloomers than any of the other varieties and are excellent for border plants.

**King Theodore**—Dark foliage and flowers of a rich, velvety crimson. **Pkt., 10c; oz., 25c; ¼ lb., 40c.**

**Empress of India**—Deep purplish green leaves, flowers dark rich salmon-scarlet. **Pkt., 10c; oz., 25c; ¼ lb., 40c.**

**Chameleon**—It is unique in bearing flowers of quite distinct colorings on one and the same plant. It is one of the most brilliant and showy of all the dwarf nasturtiums. **Pkt., 10c; oz., 20c.**

**Dwarf Pearl**—This is a very pleasing, creamy-white, free bloomer and a good plant. **Pkt., 10c; oz., 20c.**

**Tom Thumb Mixed**—This mixture is composed of all of the best Tom Thumbs and is remarkable both for brilliancy of color and perfection of individual flowers. The low price at which we are offering this seed brings it within the reach of everyone, and it should be planted liberally. **Pkt., 5c; oz., 10c; ¼ lb., 30c; lb., \$1.00.**

## Pyrethrum (Golden Ball)

This is especially desirable for markings, borders or designs. Grows about six inches high, produces a wonderful quantity of small golden flowers, which makes it extra desirable for borders, etc. **Pkg., 10c.**







MASTERPIECE

### Special Strains

**Orchid-Flowered**—This distinct and beautiful strain will appeal to those who prefer delicate shades and soft tints of coloring. Includes orchid shades of chamois, pink, lilac, rose, orange, and lavender. **Pkt., 15c.**

**Lord Beaconsfield**—Ultramarine blue, shaded with violet, gradually shading to a velvety white on the upper petals. **Pkt., 20c.**

**Lord Baltimore**—A fine counterpiece to President Carnot. Rich golden yellow with pure shining black blotch. **Pkt., 20c.**

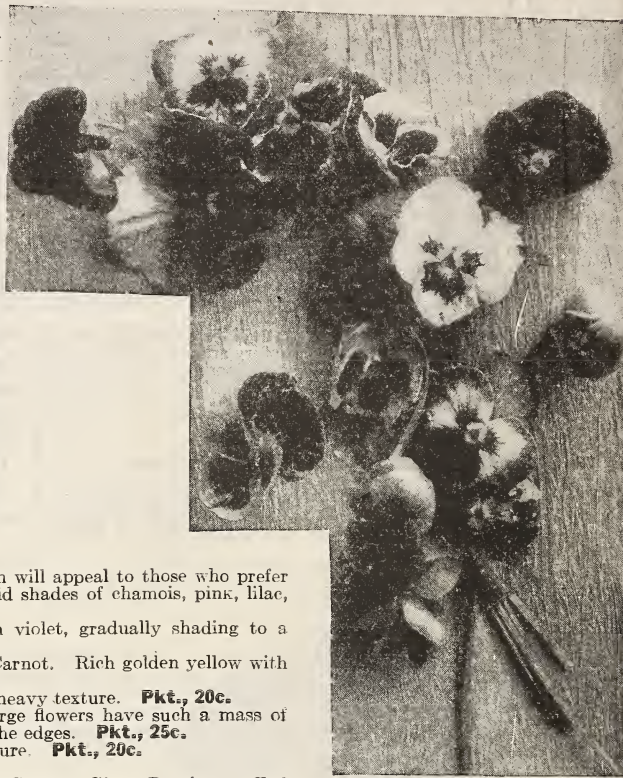
**Snow Queen**—A magnificent pure white, of size and heavy texture. **Pkt., 20c.**

**Masterpiece**—This is the latest in pansies. The large flowers have such a mass of substance that they are waved and beautifully ruffled on the edges. **Pkt., 25c.**

**Black King**—Large coal-black flowers of velvety texture. **Pkt., 20c.**

**Odiar or Blotched, mixed.** **Pkt., 10c.**

**Trimardeau Giant**—These include the best of the German Giant Pansies, ruffled edges and various colors. **Pkt., 15c.**



TRIMARDEAU GIANTS

### Petunia

For outdoor decoration few plants are equal to this. They commence flowering early and continue a mass of bloom throughout the whole season, until late in the fall; easily cultivated.

**Rosy Morn**—This is of the new dwarf growing type, producing flowers of a most beautiful shade of pink, continuous blooming from early in summer until freezing weather. **Pkg., 15c.**

**Single Grandiflora**—Choicest mixed seed, saved from show flowers. Very large. **Pkt., 10c.**

**Hybrida Striped Mixed**—**Pkt., 15c.**

**Howard's New Star**—Each flower shows a large, distinct five-pointed white star on a bright crimson or purplish crimson ground. Late in the fall, when the weather becomes colder, the edges of the white star become feathery, with fine lines of rose and crimson, while on other flowers the entire white portion is suffused with soft rose pink. The plants begin to bloom early and flower profusely. **Pkt., 15c.**

### Portulaca or Moss Rose

**Moss Rose**—There is scarcely any flower in cultivation that makes such a dazzling display of beauty as a bed of many-hued, brilliant-colored Portulacas. They thrive best in a rather rich, light loam or sandy soil, and an exposed sunny situation.

**Single Mixed**—All colors. **Pkt., 10c.**

**Double Finest Mixed**—Flowers perfectly double, of the most brilliant scarlet, crimson, rose, white, yellow, etc. **Pkt., 10c.**

### Scarlet Runner Beans

**Scarlet Runners**—A great favorite in England and Europe, not only as an ornamental climber, but for the delicious edible beans which succeed the sprays of bright scarlet pea-shaped blossoms. **Pkt., 5c; lb., 50c.**

### Stocks, Gilly Flowers

The Ten Weeks Stocks are generally cultivated, and bloom from 10 to 12 weeks after being sown; they grow from 6 to 18 inches high, and when grown in light, rich soil they bear an immense quantity of bloom, each plant forming a perfect bouquet of delightful fragrance. Half-hardy annual.

**Double Giant Perfection Ten Weeks**—Tall, late, flowering class. Choice mixed. **Pkt., 10c.**

**Stocks, Bismarck Rose**—Most of the stocks grow too tall and slender to be valuable in the Northwest gardens. This strain grows about eighteen inches high, branches freely from the ground and produces quantities of blood red flowers with white eyes. If you have been unable to grow stocks previously satisfactorily, this will surely be successful with you. **Pkg., 15c.**



PETUNIA, ROSY MORN AND ELAINE, DAUGHTER OF J. C. GURNEY



ROSY MORN

double, of the most brilliant scarlet, crimson, rose, white, yellow, etc. **Pkt., 10c.**





## Poppies, Annual

This exceedingly showy and easily cultivated class of plants grows and blooms in any ordinary soil, and is among the showiest of all annuals. Sow the seed where the plants are intended to be grown.

**Shirley**—Fine for cutting, cut in the morning while the dew is on. The colors range from bluish-white through many tints to bright crimson. Mixed, 2½ feet. **Pkt., 10c; oz., 25c.**

**Mikado**—Very distinct in character and color from any other class of Poppies. The flowers are brilliant scarlet and white, with beautifully curved petals like a Japanese Chrysanthemum. **Pkt., 10c; oz., 25c.**

**Double Mixed**—Annual varieties. **Pkt., 5c; oz., 20c.**

**Single Mixed**—Annual varieties. **Pkt., 5c; oz., 20c.**

**Poppy Hunnemannia**—**Pkg., 10c.**



PEONY FLOWERED

## Poppies, Hardy

**New Hardy Perennials, Oriental Red**—This new race of Oriental Poppies, when once planted, continue blooming for several years without further trouble. The flowers often measure 6 inches across and are of the most intense brilliant red. **Pkt., 20c.**

## Iceland Poppies (Papaver Nudicaule)

Hardy perennials, flower the first year from seed, blooming almost as quickly as the annual sorts. They are of graceful neat habit, with bright green fernlike foliage, formed in tufts, from which issue slender stalks about 12 inches high, bearing their brilliant flowers in endless profusion. They remain evergreen throughout the winter, coming into bloom early the following spring.

**Finest Mixed**—All colors. **Pkt., 10c.**

**New Hybrid Iceland**—The latest development in this lovely species, varying in color from sulphur yellow through different shades of orange to chamois and salmon-rose, some of which are very striking. **Pkt., 15c.**

## Saponaria (Bouncing Bet)

**Caucasica flore pleno** (Double-flowering Bouncing Bet)—A hardy perennial sort with white tinted rose, double flowers, produced all summer and fall; 15 inches. **Pkt., 10c.**

**Vaccaria**—A pretty and useful annual variety, grows about 2 feet high, and bears masses of satiny pink flowers somewhat like an enlarged Gypsophila; charming for cutting, adding grace to any arrangement of flowers. Several sowings should be made to keep up a succession of bloom. **Pkt., 5c; oz., 30c.**



CASTOR BEAN, 13 ft., 8 in. high



MIKADO

**Poppy Peony Flowered**—These are immense balls as large as the ordinary peony. Colors: very clear white to flaming scarlet. Stands about two and one-half feet high and bloom over a period of about four weeks. A bed of these is one of the most desirable in the annual garden. **Pkg., 10c.**

**Poppy American Legion—Flanders Poppy**—A new sentiment has been created around a common flower of the fields—the scarlet poppy. Immortalized in verse, in song, in picture, it now takes its proud place beside the more majestic blooms of the conservatory. All of us have a greater affection for the poppy after reading Lieut.-Col. J. D. McCrae's "In Flanders Fields." For garden cultivation in this country, poppies seem never to have been remarkably popular—possibly because despite their prolificacy they are fragile flowers and wilt quickly when cut. Nevertheless, it is the Schoolmaster's humble guess that the poppy is destined to take a more prominent place in our affections—and our gardens—than in past years. The association with the Fields of Flanders would accelerate this popularity. This is the regular Flanders poppy that the boys who were over there saw in the fields. Plant a package of these for the boys who went across. **Pkg., 10c.**



SEEDLING PEONY

## Peony Seed

We gathered a quantity of these seeds, more than we shall need for our own use in the production of new varieties. Peony seed, you understand, do not reproduce true to their parent, but produce different varieties of flowers, single, semi-double and double. It is really worth while watching them from year to year, and as new varieties are produced in this way, you might secure something better than any of the varieties of today. They are very easily grown and bloom the second year after planting. **Pkt., 15c; oz., 65c.**

## Ricinus or Castor Bean

The Ricinus has very ornamental foliage and beautiful showy fruit. Fine for the center of a bed, as it gives a magnificent semi-tropical appearance, or, planted thick, it makes a fine screen or hedge. Plant seed in open, very rich, deep-spaded ground, in a dry situation, as soon as fall in spring.

**Cambodgensis**—The finest dark-foliaged Ricinus. Leaves maroon; stem nearly black; fruit bronzy purple. Five feet. **Pkt., 5c; oz., 15c.**

From Mrs. C. J. De Haas

Paik County, Mont.

Peony roots received and were very satisfactory.





## Salvia, Scarlet Sage

**America (Large-Flowered Scarlet Sage)**—Under our hot summer sun this "flame-colored" beauty is the most gorgeous of all plants. For months the blaze of flaming scarlet is intensely brilliant with great spikes of bloom, completely concealing the foliage. A single plant will carry as many as 200 spikes of flowers, each ten inches long. **Pkt., 15c.**

**Salvia Volcano**—Of all varieties of Salvia cultivated this is undoubtedly the most satisfactory and finest of them all. It grows about 20 inches high, pyramidal form, and is a mass of extra long racemes of fiery red, trumpet-shaped flowers. It is the earliest Salvia of any. Seed planted in the open ground will bloom by July 1st and continue until frost. The plants may be taken up from the open ground before frost and will bloom continuously in the house through the winter. It is easily grown from seed and comes true to name. For earlier flowers should be planted in a hot-bed and given same care as cabbage or tomatoes. Do not plant outdoors until danger of frost is over. **Pkt., 15c.**

## Salpiglosis

**Grandiflora**—This has long been one of our Favorite Flowers, but has never attained the popularity to which it is entitled. Nature can only paint its colors. It is a splendid half-hardy annual, with flowers of a peculiar richness, very delicately and beautifully penciled. Very effective in the sunlight, which brings out the beautiful tints and veinings. Unsurpassed for cutting.

After visiting the large flower seed growing farms and comparing one flower with the other, there were a few that were more satisfactory than all the rest, and Salpiglosis is one of the best. Grows about three and one-half feet high,

producing flowers nearly as large and about the shape of the Morning Glory, and comes in almost every color that one can imagine, deep blues, purples, crimson, yellow, white, etc. **Mixed, pkg., 10c.**

**Scarlet and Gold**—This is one of the most beautiful of the bright colored varieties of Salpiglosis, selected from more than fifty varieties. A beautiful scarlet flower with gold markings. **Pkg., 15c.**

**Violet**—This flower is like the most beautiful piece of velvet cloth you can imagine. The best of the darker colors. **Pkg., 15c.**

## Sweet William, Hardy Perennials

The best varieties of Sweet William are of exceedingly beautiful colors, very large and perfect in form, with trusses of great size. Treatment as for Carnation. The plants are perfectly hardy, and may be increased by division of the roots. The colors pass from white to pink, crimson, carmine and purple, with distinct eye encircled out flowers. It is well to raise new plants every year from seed, for old plants become debilitated and unsightly, and the flowers decrease in size.

**Perfection**—(Auricula-Flowered)—Single varieties, mixed. **Pkt., 5c.**

**Dwarf Mixed**—These seldom grow over 6 to 8 inches high. Profuse bloomers; excellent for borders or edging. **Pkt., 5c.**

## Violet

**Sweet Violet**—Well known, old fashioned hardy garden violet; prized for their fragrance and pretty blue and white flowers. **Pkt., 10c.**

## Verbenas

Very few plants will make such a gorgeous display during the summer months as the Verbenas, or furnish more flowers for cutting. Start seed early in the spring and transplant after 3 or 4 inches of growth. Good, healthy plants can be produced from seed as readily as almost any tender annual. They flower in July and continue until destroyed by frosts. Our stock today stands unrivaled.

**Auricula-Flowered, White Eyed**—Mixed colors. **Pkt., 15c.**

**Mixed Colors**—**Pkt., 10c.**

**Scarlet Defiance**—Large trusses rich scarlet. **Pkt., 15c.**

**Verbena Lucifer**—This is the most brilliant scarlet of any of the Verbenas. Most of the scarlet ones have a white eye. Lucifer is entirely free from this. Free bloomer, **Pkg., 15c.**



GIANT VERBENA



SALPIGLOSIS

## Phlox, Annual

For a splendid mass of colors and a constant display that is not excelled by any other annual, commencing to bloom quite early and continuing until severe freezing. The Phlox colors range from purest white to blood-red or crimson. For masses of separate colors and for cutting for bouquets for vases are unsurpassed. The seed may be planted in the open ground May 1st or in hot-bed or house earlier, and afterwards transplanted to where wanted. Give good, rich ground and set plants 8 to 10 inches apart each way. Hardy annuals, 1 foot.

**Phlox Drummondii, Grandiflora**—Large flowered section. These are decided improvements over the old class, with much larger flowers, a better range of colors and of more compact growth. Choice mixed, all colors. **Pkt., 10c.**

## Phlox, Hardy Perennial

When once started they last for many years, improving each season. As the seed do not reproduce true to color of parent, you will get many new and beautiful shades, stripes and variegations, in some cases equalling and even surpassing the named varieties; all of the named varieties are from seed selections. Seed may be planted in the open as early as convenient in the spring, either plant thinly or transplant to about 12 inches apart in the row for best results. Height about 18 to 24 inches, covered nearly all summer and until freezing weather with large trusses of various bright colored flowers. **Pkt., 15c.**

## Hearts of Gold and Golden Champlain Musk Melons

At Fallon, Nevada, we found large fields of Hearts of Gold just ripening, thin rind, almost solid delicious meat, a hot July day and a drive to Austin, Nevada, was the program. We took a few of these melons and in that long almost desert drive nothing else could have been so pleasantly refreshing. We carried one for three days, bumping around on the floor of the car; was still firm and good quality after that treatment.

When we reached home a week or so later Golden Champlain were gone. They had ripened first of all melons and sold at fancy prices. These two are a wonderful combination for the home or market gardener. See pages 23 and 24 for description and price and page 33 for colored photograph.



## Phlox

For a splendid mass of colors and a constant display that is not excelled by any other annual, commencing to bloom quite early and continuing until severe freezing. The Phlox colors range from purest white to blood-red or crimson. For masses of separate colors and for cutting for bouquets for vases are unsurpassed. The seed may be planted in the open ground May 1st or in hot-bed or house earlier, and afterwards transplanted to where wanted. Give good, rich ground and set plants 8 to 10 inches apart each way. Hardy annuals; 1 foot.

**Phlox Drummondii, Grandiflora**—Large flowered section. These are decided improvements over the old class, with much larger flowers, a better range of colors and of more compact growth. Choice mixed, all colors. **Pkt., 10c.**

**Star-Shaped Phlox**—The most interesting of the Phlox family, bearing pretty star-shaped and fringed flowers, rich in colors, varying from violet blue to deep rose and blood-red, margined with white. Starred and fringed; choice mixed. **Pkt., 15c.**

## Hardy Phlox (Perennial)

No class of hardy plants is more desirable than the Perennial Phloxes. They will thrive in any position and be used to advantage in the hardy border, in large groups on the lawn, or planted in front of belts of shrubbery, where, by judicious pinching back and removing faded flowers, a constant succession of bloom may be had until frost. **Pkg., 15c.**



DRUMMONDI PHLOX

From Mrs. O. N. Craton

Goshen County, Wyo.

I bought a package of your Phlox seed last spring and raised the most gorgeous ones I ever saw. Such free bloomers and kept at it from August until the last bouquet was picked on November 17th. The plants were still loaded with buds. They were such beauties that I made a water color painting of a bowl full of them.

## Sweet Peas for 1923

Of all the annual flowers, there are none that have come into popular favor over the entire world and have been improved so much in the last few years as the Sweet Peas, and it is marvelous the wonderful improvement that has been made in them. From a few ordinary colors of inferior small flowers they have, by careful selection and breeding, covered almost entire range of colors and have produced flowers measuring over 2½ inches across, and from the old-fashioned straight-edged type they have produced the ruffled and the butterfly Sweet Peas. The most easily grown of any of the annuals, blooming from early summer until killed by the heavy autumn frosts. No other flower equals them for cutting and few last as well. To bloom to their best, the flowers should be cut every day, in the evening. By morning the vines will be entirely covered with the bright showy flowers.

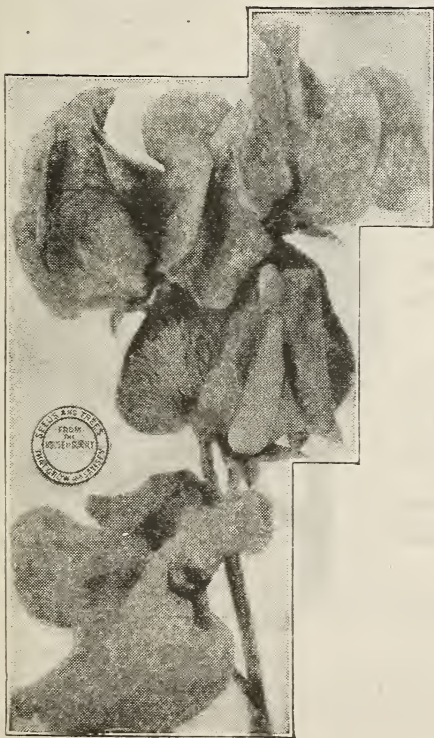
In visiting the fields of Sweet Peas we found almost thousands of varieties growing, most of the varieties producing very wonderful flowers, but we, by careful selection in the trial grounds, have decided on the varieties that we are listing here as the very best; every season improvement is made in Sweet Peas and the latest introductions are generally the best. We are listing those that pleased us and we are sure they will please you. The descriptions which we are giving will be found very accurate.

We have discontinued grandiflora varieties as they are no longer desirable.

### \$1.00 Spencer Collection

12 Pkts. of the Best Spencers for \$1.00\*  
Single Pkts., 12c; oz., 25c

- 1. Agricola**—A fine, large, white, slightly flushed lilac; very good Spencer form and pretty.
- 2. Constance Hinton**—A black-seeded, white Spencer of enormous size and fine Spencer form. Young flowers generally tinted a trifle pink.
- 3. Duplex Spencer**—Duplex cream pink, waved.
- 4. Helen Lewis**—Standard orange; wings rosy salmon, large, wavy; one of the earliest Spencers and still a favorite.
- 5. John Ingman**—Rosy carmine, showing veins of deeper shade. This variety and Helen Lewis were two of the first from Countess Spencer.
- 6. Tennant Spencer**—Rosy purple, self color; shows the tendency towards Magenta.
- 7. Marie Corelli**—Rose carmine, tinted cherry red; waved; brilliant rose carmine or red.
- 8. New Margaret Madsen**—True lavender; the size of the blossom is almost double that of Margaret Madsen; form is all that can be wished.



HELEN LEWIS

- 9. Mrs. Routzahn**—Apricot suffused with pink; waved; a very pretty flower.
- 10. Nubian**—Chocolate; self wave; better than Othello Spencer.
- 11. Mrs. Chas. Mander**—Rich magenta with rather darker wings. Similar to Tennant Spencer, but for a purple Sweet Pea.
- 12. Vermilion Brilliant**—Scarlet waved. [To date this is one of the best Scarlet Spencers. It will doubtless be improved upon sooner or later. The color is rich scarlet, but has some crimson in it. It is a vigorous grower for a scarlet and flowers are of good form. A good number of four bloomed sprays are produced.

Mrs. H. A. Schrader

Wessington Springs, S. D.

I am pleased to enclose picture of my daughter and our sweet peas from your seed, the peas at least seven feet high, the most beautiful I ever saw. Some of them bore four blossoms on one stem.





## 50c Spencer Collection 6 Pkts.

Per pkt., 12c; oz., 25c

**13. King Edward Spencer**—Rich crimson, wavy; flowers are large and of fine Spencer form. It is a vigorous grower and a good variety for exhibition and for garden.

**14. Mrs. Routzahn**—Apricot suffused with pink; wavy; a very pretty flower.

**15. Juanita**—Standard mauve, wings lavender, both striped on white. Medium size, hooded form. Is better understood as Countess of Radnor, striped white.

**16. Queen Victoria Spencer**—Primrose, flushed rose, wavy, flushed rose in the primrose bud stage.

**17. White Spencer**—The best Spencer white. Flowers very large and magnificent wavy form.

**18. Tennant Spencer**—Rosy purple, self color; shows the tendency towards Magenta.

## 30c Spencer Collection 3 Pkts.

Pkts., 12c; oz., 25c

**19. Asta Ohn**—Pinkish lavender, the wings showing a little more clear lavender than the standard, good size and best Spencer form.

**20. King Manoel**—Giant, chocolate maroon. This, we think, is one of the largest and best maroon Spencers.

**21. Martha Washington**—White edged and flushed rose. Similar to Marchioness of Tweeddale, Eric Harvey, etc. Has much more color than Dainty Spencer or Elsie Herbert.

## Other Varieties Spencer

**22. Florence Morse Spencer**—Beautiful light pink, deepening towards the edges; very large open wavy form of the Countess Spencer type; long-stemmed. Pkt., 12c.

**23. George Herbert**—Bright rosy carmine of largest size and best Spencer form. Pkt., 12c.

**24. Loyalty**—Violet flake, wavy. Hester Spencer, very similar. Pkt., 12c.

## Early-Flowering Sweet Peas—Spencer Type

This is rather a new type of Sweet Peas, early blooming and more satisfactory in most cases than the older, later-blooming varieties. These Sweet Peas are used exclusively by florists for forcing purposes, and are equally as good for planting in the open, flowers coming nearly thirty days ahead of the standard varieties.

**Early Heatherbell**—Large flowers borne in fours on stout stems; Spencer form; rich mauve. Pkt., 25 seeds, 15c.

**Early Liberty**—A rich, deep, sun-proof crimson. Richer than the Australian varieties. Pkt., 15 seeds, 25c.

**Blue Bird**—Large Lilac Flowers, borne in threes and fours on long stems. 15 seeds, 25c.

**Early Morning Star**—A beautiful deep orange scarlet or flame color in standard with rich orange pink wings. One of the most popular shades. 25 seeds, 15c.

**Early Snowflake**—A magnificent Early White Spencer of superb form and quality. Flowers borne in threes and fours on long stems. The best Early White. 25 seeds, 20c.

**Early Spring Maid**—A beautiful cream pink variety. Very strong grower. Flowers large and vines very floriferous. Similar in coloring to late flowering Mrs. Hugh Dickson. 30 seeds, 15c.

**Hawlmak Lavender**—There is nothing quite so pure in lavenders as this splendid novelty. The color is difficult to describe accurately, as it is more pure in tone than what may be called the French gray-lavenders, being more a sky-gray. It is, however, a true, clear light lavender. The flowers are of the largest size; easily the best of its class. Pkt. (30 seeds), 25c; ½ oz., \$1.80; oz., \$3.50.

**Meadow Lark**—Deep rich cream. Pkt., 25c.

**Bridesmaid**—Creamy pink. Pkt., 25c.

## Mixed Spencers

For those who want to receive larger quantities of sweet peas for the money, will say that our trial ground mixture of Spencer's gives the desired results, as they run in practically every color and shade. This is an excellent mixture, much better than usually offered in mixed sweet peas. Pkg., 10c; oz., 15c; ¼ lb. 50c; ½ lb., \$1.00; 1 lb., \$1.90.

**26. Sutton's Queen**—Primrose edged and margined with buff and rose. The standard is wavy and the full expanded wings fairly large and somewhat wavy. The newly opened wings are small and spherical, a very distinctive feature of the variety. Pkt., 12c; oz., 30c.




MRS. ROUTZAHN



HAWLMARK LAVENDER



## ZINNIAS—GIANT DAHLIA-FLOWERING AND OTHER TYPES



JOHN BODGER, THE REAL FATHER OF THE ZINNIAS

Zinnia, the old-fashioned kind, is remembered and admired by everyone. Few of you have had the pleasure of growing the new giant and Dahlia-flowering types of the Bodger strain. The little old flowers that could be planted most anywhere and produce in abundance were worth while, but when John Bodger, Sr., the big flower seed grower on the West Coast, found that he could double and treble their size and did so, and then replaced the dull with bright colors such as we saw in his hundreds of acres today, colors that dazzle the eye and as varied as those of the rainbow, we can appreciate the work of this man who loves flowers. And the Zinnia-loving public must take off their hats to and thank John Bodger, Sr., for the improvement in the Zinnia.

I spent the entire day in his Zinnia fields, going from one variety to another, picking flowers here and there, each one more beautiful than the last and some of them measuring fully seven inches across, as perfect as the decorative dahlia and as beautifully colored. I asked Mr. Bodger to allow us to use his picture in our 1923 catalog, so that our immense number of customers and friends could see and honor the man who put the big "Z" in Zinnia. I want to say to everyone of you that your flower garden will not be complete without some of these wonderful flowers. He has added beauty to the small bedding type, eliminating the dull colors and making them all desirable, from the seven-inch giant down to the little fellow one-half to three-fourths of an inch across.

In going through Mr. Bodger's Zinnias, I could not help pitying the individual who, of necessity or choice, is engaged in some business or located where he could not assist in some way in producing fruits or flowers, or where he might lack the time to make a fruit or flower just a little better than it had been before.

## Zinnia

Few flowers are so easily grown or bloom so abundantly and continuously as this hardy annual. Marvelous improvements have been wrought in the newer strains. During the months of August and September Zinnias are incomparably bright. We recommend them for groups, beds, borders and summer hedges. Sow seed in the open ground early in spring. Height, 1½ to 2 feet.

**New Giant Zinnia Picotee**—This novelty is the most attractive thing in all the race of Zinnias. The flowers are of the Giant type, each petal distinctly tipped with a darker shade as in Picotee Carnations. They come in a variety of colors: Orange, Flesh, Lemon, Pink and Cerise, each with the peculiar marking. This is an odd yet wonderfully beautiful Zinnia. We offer in mixture only.

**Picotee Mixed—Pkt., 15c.**

**Golden Pheasant Zinnia**—Picotee type. Flowers not quite as large as Double Giant, but very beautiful in appearance, as the edges of the petals are all marked with a distinct color. Golden Pheasant has a gold background tipped with maroon. Flowers about three inches across. **Pkt., 20c.**

**Double Pompon**—Flowers small and of good shape; double and of beautiful form; fine for bouquets. Fine mixed colors. **Pkt., 10c.**

**Curled and Crested**—Flowers of this fine class of Zinnias are large, full and double, petals being twisted, rendering them free from stiffness. Splendid colors. **Pkt., 10c.**

**Zebra**—Flowers of all colors, many of which are striped and spotted with different shades, hardly any two alike. Mixed colors. **Pkt., 10c.**

**Dahlia Flowered Zinnia**—This is a new type of Zinnia, was introduced in 1919 and is a most wonderful Zinnia, coming in practically all colors and measuring as much as nine inches across. All colors mixed. **Pkg., 15c.**

**Golden Yellow Double Giant**—I saw a field of this variety of nearly ten acres, every plant producing a large number of brightest golden yellow flowers you can imagine, immense in size, and truly a wonderful sight. Most excellent for cut flowers. **Pkg., 15c.**

## Giant Flowered Double Zinnias

**Giant Flowered Crimson**—A rich shade. **Pkt., 10c.**

**Giant Flowered Orange**—Pure orange. **Pkt., 10c.**

**Giant Flowered Pink**—Clear light pink. **Pkt., 10c.**

**Giant Flowered Purple**—Clear deep purple. **Pkt., 10c.**


**Giant Flowered Scarlet**—A flaming red. **Pkt., 10c.**

**Giant Flowered White**—Pure snow white. **Pkt., 10c.**

**Giant Flowered Mixed**—A splendid mixture of all of the above and others. **Pkt., 10c; ¼ oz., 25c.**

**Tall Double Large-Flowered**—Too well known to need any description. Double choice mixed. **Pkt., 5c.**

**Pumila Type Dwarf Double**—This is the best of all the Zinnias for bedding purposes. All of the dull colors of the old Zinnias have been bred out of this and the mixture will show an extra good quantity of bright colors. Size of flower about



GOLDEN YELLOW

two and one-half inches, height of plant about 12 to 14 inches. **Pkg., 15c.**

**Gracillima (Red Riding Hood)**—A beautiful fiery red, free blooming Zinnia. **Pkg., 15c.**

**Dwarf Mixed**—Double Dahlia-like flowers, best colors **Pkt., 5c.**

**Double Lilliput**—Compact, bearing small, perfectly double pompon flowers, bright colors. **Pkt., 10c.**

## Tritoma

**Red-hot Poker, Flame Flower, or Torch Lilly**

**Hybrida**—The introduction of new, continuous flowering Tritomas has given them a prominent place among hardy bedding plants. It is not generally known that they are readily grown from seed, many flowering the first year if sown early. The seed we offer has been saved from our own collection, which is undoubtedly the finest in this country. Of course, for immediate results it will be better to get plants, but raising them from seed is highly interesting. **2 pkts., 25c; pkt. 15c**

Thunbergia  
(Black-eyed Susan)

Beautiful, rapid growing annual climbers, preferring a warm, sunny situation; used extensively in hanging baskets, vases, low fences, etc., very pretty flowers in buff, white, orange, etc., with dark eyes; mixed colors; 4 feet. **¼ oz., 40c; pkt., 10c.**

BILLY, SON OF H. J. GURNEY.  
IN 40 ACRES OF BODGER ZINNIAS





MRS. D. B. GURNEY and DAUGHTER BONNIE

The little girl in the picture is now past 18 years, the mother a grandmother. This picture has appeared in last fifteen catalogs.

### Mixed Wild and Tame Flower Garden

This is a combination of all the very best annuals. We recommend this for sowing in beds where you want a quick showing of bright colors that will last until frost comes. Also recommend it highly for mixture with Lawn Grass where making a new lawn. Do not sow in pod, as it will not be satis-

factory to you. Sowed on new lawns, it gives a fine showing of all the best annuals mixed with green grass, where it pleases the eye and the little ones to see fine bright flowers. **Pkt., 5c; oz., 20c; ¼ lb., 60c.**

### Japanese Flower Garden

For several years we have been trying to secure from Japan a satisfactory collection of their wonderful flower seeds for planting in lawns and borders. We have secured it this year and believe that everyone ordering flower seed should include

at least a package of this. It can be planted with lawn grass or in beds by itself, and will prove one of the most satisfactory flower seed investments of the season. **Pkt., 10c; oz., 25c; ¼ lb., 70c.**

### Sweet, Pot and Medicinal Herbs

No garden is complete without a few herbs for culinary or medicinal purposes. Harvest them carefully on a dry day, before they come into full bloom.

**Anise**—Cultivated principally for garnishing. **Pkt., 5c; oz., 25c.**

**Balm**—Principally used for making Balm Tea or Balm Wine. **Pkt., 10c; oz., 25c.**

**Basil Sweet**—The leaves and tops of the shoots are used for soups. **Pkt., 5c; oz., 20c.**

**Borage**—Excellent for bees. **Pkt., 5c; oz., 20c; ¼ lb., 60c.**

**Caraway**—Cultivated for the seed which is used in confectionery and medicine. **Pkt., 5c; oz., 15c.**

**Catnip**—**Pkt., 15c; oz., 45c; ¼ lb., \$1.00; lb., \$3.50.**

**Coriander** (*Coriandrum sativum*)—Seeds are used by confectioners. **Pkt., 5c; oz., 15c.**

**Dill**—The leaves are used in soups, and put along with pickles. **Pkt., 5c; oz., 15c; ¼ lb., 35c.**

**Fennel**—The leaves boiled, used in many fish sauces. **Pkt., 5c; oz., 15c.**

**Hyssop**—The leafy tops and flowers dried for making Hyssop Tea. **Pkt., 15c; oz., 35c.**

**Horhound**—Principally used for medicinal purposes. **Pkt., 15c; oz., 35c.**

**Lavender**—A popular aromatic herb. **Pkt., 15c; oz., 35c.**

**Marjoram, Sweet**—For seasoning. **Pkt., 5c; oz., 25c.**

**Pennyroyal**—A well-known aromatic herb, also useful as a foliage plant. **Pkt., 15c.**

**Rosemary**—An aromatic herb. **Pkt., 15c; oz., 35c.**

**Rue**—Used for medicinal purposes, also given to fowls for the roup. **Pkt., 10c; oz., 25c.**

**Saffron** (*Carthamus tinctorius*)—**Pkt., 15c; oz., 30c; ¼ lb., 60c.**

**Sage**—The leaves and tender tops are used in stuffing and sauces. **Pkt., 10c; oz., 45c.**

**Wormwood**—It is beneficial to poultry and should be planted in poultry grounds. **Pkt., 15c; oz., 40c.**



SUMMER SAVORY SAGE      DILL      SWEET MARJORAM

**Savory, Summer**—Used for seasoning. **Pkt., 5c; oz., 15c.**

**Tansy** (*Tanacetum vulgare*)—**Pkt., 15c; oz., 45c.**

**Thyme, Broad-Leaved**—For seasoning, etc. **Pkt., 10c;**



## Modern Methods of Seed Cleaning

An up-to-the-minute modern seedsman takes more pride in turning out to his customers seeds that are absolutely best than any other person in any other business. You see, there is so much depending on good seed, free from weeds, and the seedsman sees so many seeds sold to people, generally coming direct from the thrasher full of foul seed, dirt, etc., for which the people are paying good money and getting very little of anything but grief in return. He gets to be such a crank on the subject that when a man comes along with a model of some other machine that might be better than anything he has now, or will do some work that some of the machines will not do, it is a very easy matter to secure an order at a price that would make the price of a Ford car look like Fourth of July or Christmas spending money. I suppose nearly every reader of this catalog has bought some seed of their neighbors. Ninety-nine times out of a hundred he did not even have an old-fashioned fanning mill with which to clean it, but sold it to you at practically the same price that you could secure strictly first-class seed from the seedsman. If your seed had been released, you have found the price at least 50 per cent higher or that you were buying 50 per cent poor seed, weeds, dirt, etc. I am just going to take you through a modern seed house, our own, in this little talk. We are going to let you come up on our own track in, we will say, a carload of western South Dakota grown alfalfa seed. It is "spotted" at one of the unloading doors and cleaning commences.

The first operation is to start an electric motor. The motor which we will start first is the one operating one of the **No. 109A Clipper Cleaners**. The hourly capacity of this Mill is from 65 to 100 bushels alfalfa seed per hour. The seed passes over four different screens, and the air blast, and is divided into five different grades. The Clipper machines are located in the basement of our cleaning houses. All of these different grades of seed are elevated to various floors in the warehouse, weighed carefully and sampled. This first operation over, the Clipper Mill has disposed of all the dust and the dirt, the straw and chaff, all small and light weed and broken alfalfa seed, and the five divisions that we have made are now taken to various machines, determined by the expert who is operating them, and cleaned again. We will suppose that one of these divisions contained quite a large quantity of Russian thistle. It would then be taken to what we call the **Rice Machine**. The purpose of the machine was to take buckhorn out of clover seed. We call it a fanning mill without fans, wind or screens. It is nothing more nor less than twenty combined machines, all operating on endless canvas around metal rollers. The method of separation is for the thistle seed to stick to the canvas and be carried over and brushed off. The good alfalfa seed is smooth, shiny and works its way down beside the roller until it discharges at the lower end, generally perfectly cleaned, absolutely free from any weed seed with a rough surface.

This machine will take out of any smooth surfaced seed all rough surfaced seed. It will separate only a very few bags per hour. After this separation is made samples are again taken and examined and if found to be perfectly free from weed or

injurious seed of any kind, trash or otherwise, it is then run over the **Specific Gravity** or human machine. The foreman of this department says it will hand pick and sort by color, refuses to work if improperly fed, refuses to do a bad job under any consideration, will work for man or boy and works overtime without a kick; in fact, it is a model hired man. It works on all kinds of seeds, will clean Bromus or Parsnip, the lightest seed, and handles Beans, Peas and Corn equally as well. Is it not better to plant seeds of quality? Seed properly graded by size, weight and shape. The growth is more even, produce better yields and this means more dollars per acre to you, and dollars per acre are the goal for which we are striving when we sow and reap.

**Specific Gravity machine.** This is rather a complicated fellow—lots of spouts, each one of them turning out a different grade of seed, and it is more than human in the separation of the different grades and seeds. After the seed has passed over this machine samples are taken and tested for both purity and germination, and an additional sample is taken at this time to be planted in the trial grounds at the next planting time to determine whether or not this seed was true to type. This last applies more to garden than to grass or alfalfa seeds. We have in our trial grounds each season more than four thousand twelve-foot rows, each row representing a lot of seed that has gone through our warehouse. Some seed may come into the warehouse with a greater amount of moisture than it should have and this is determined by a

**Hess Moisture Tester.** This machine will show in just a few minutes the exact percentage of moisture contained in any seed or grain. If it shows a larger percentage of moisture than is desirable it is then run over the big

**Hess Dryer.** This machine has a capacity of a good many hundred bushels every ten hours. Operates a three-foot fan six hundred and fifty revolutions per minute. This fan draws the air over a steam coil, temperature one hundred and ten to one hundred twenty degrees. This forces this warm air through the grain or seed at a violent speed, driving the moisture from the grain quite rapidly. After passing over the dryer the samples are then taken and tested in the

**Sho-Gro seed tester,** where the exact germination is made and recorded. If the seed placed in the Sho-Gro germinator should be of alfalfa, clover, sweet clover, or any of the hard-shelled seeds, failed to germinate up to standard, that lot of seed is then taken and put over the

**Scarifying Machine.** Its purpose is to scratch or scarify the outside hard hull or the water-proof hull so that the moisture can get into the meat of the seed and cause germination. You understand that sweet clover especially requires this scarifying if you want it to germinate the same year you plant it. Sweet Clover seed of the very best grade will often germinate as low as fifteen or twenty per cent if taken right from the thrasher and planted. By running it over the scarifier this same seed will often germinate 95 to 98 per cent on three days' test, after the scarifying. Do you wonder then when you receive seed from a strictly up-to-date house like ours that it is as near perfect as man and machine can make it?

## Hulless Oat—Ottawa 480 Liberty

Threshes out like Wheat or Rye, the berry as large and plump as the best Rye. Equal to or better than the best rolled Oats for breakfast food. The whole berry cooks quickly and retains its shape like Rice.

We have investigated Hulless Oats for a number of years and find it a very desirable grain from every standpoint, most valuable to the grower of live stock as you get entirely away from the irritating effect of the oat hull when fed to young pigs or calves. Feeders have used many devices to remove the hull before feeding but have either wasted a good part of the grain or the method has been too expensive. Many feeders have bought from the Oat Meal mills what is called Oat Flour, that part of the grain too fine for rolled oats. This has been expensive but seemed the most desirable way.

With this introduction of the Ottawa 480 Liberty Hulless Oat we have eliminated your difficulty and you may now grow your own breakfast food and the hulled oat for the small pigs and calves.

Liberty Hulless originated in the Province of Saskatchewan Department of Agriculture, Elberta, Canada, which insures its

hardiness and adaptability in all parts of the United States

Liberty Hulless does not yield as many bushels of hulled oats as varieties of common oats with hulls, but you must remember there is as much feed in one bushel of Liberty Hulless as in two bushels of the other and as much value for feeding young stock as in three bushels common oats. So a yield of one third as many bushels per acre would equal in value the crop of the common oat.

Our seed is direct from seed from the Canadian Department of Agriculture, is of remarkable quality.

I am advising a good liberal trial of this oat this year and while the price may seem unreasonable it does not make an unreasonable price per acre for the seed. It requires only 45 pounds of Liberty Hulless Oats per acre for seed. Our supply of this oat is limited to 800 bushels for this year. More cannot be secured as it does not exist. On this account I advise very early orders. **Price: One lb., 35c; 2 lbs., 65c; 5 lbs., \$1.40; 10 lbs., \$2.60; 25 lbs., \$4.60; 45 lbs., \$6.60; 90 lbs., \$12.00; 180 lbs., \$22.00.**

## 2295 Pounds of Hulled Oats Per Acre

Our Mr. Wensberg went to Elberta, Canada, to load our Hulless oats and secure such information as he could in reference to them, that would be of value to ourselves and ourselves. He wrote us under date of December 16th, "that Liberty Hulless ripened about the same time as Victory Oat. Threshed this last season 45 bushels of hulled oats, testing 51 pounds per

measured bushel, or a total of 2,295 pounds of oat meat to the acre, that they had been grown many hundred miles north of there profitably. With this information you can readily see the hulless oat is a great addition to the grain crops of the country.

From J. D. Clarke

Crook County, Wyo.

I wrote you last spring for much information about best crops to grow here in Wyoming. The information was valuable to me. The corn you recommended made 45 bushels per acre; not nubbins, real corn. The Rainbow Flint ears grew 12 to 14 inches long. Northwestern Dent is the best field corn for Wyoming. Speltz went 45 bushels to the acre and Sudan five tons of good hay. I cut it twice. My garden was the finest in this part of the country. I am feeding all of my crops to the hogs. Kindly advise me the best pasture to plant for quick hog pasture.



## ALFALFA SEED, DAKOTA No. 12

### Dakota Grown, 99½ Per Cent Pure, Guaranteed


For more than forty years the state of South Dakota has been producing crops of alfalfa that are profitable. When I say profitable I mean that when the first acre of alfalfa seed was planted in South Dakota and that seed commenced to grow and they cut the first crop, that acre of alfalfa was producing a profitable crop, more profitable than other crops, no matter what they were, in that neighborhood. When that single acre of alfalfa was increased to hundreds of thousands of acres the state was made richer by millions of dollars, and today South Dakota and the world feel the effect of the single acre of alfalfa planted in South Dakota more than forty years ago. We do not know the source of the seed first planted, but we do know that by process of elimination and the "survival of the fittest" the present day alfalfa seeds being produced owes its parentage to the original field planted; that South Dakota is producing alfalfa seed that in turn produces the hardiest alfalfa plants, and those that will yield greater returns in hay than seed grown in any other part of the world. That is a broad statement, but it has been demonstrated, and today alfalfa seed produced in South Dakota is worth and sells for from two to six cents per pound more than seed produced in

other states. The alfalfa seed which we are offering you as Dakota grown is known as DAKOTA No. 12. This seed is produced from old fields or from fields whose parentage is the old Dakota fields. Our seed is all from the high and dry section of western South Dakota (where the rainfall is much less than in Minnesota, the home of the much advertised high priced Grimms Alfalfa), where the snow covering is very light or none at all, where the temperature drops from five to fifteen degrees lower than any other point in the state. These strenuous conditions have eliminated any plant that may have been tender, leaving nothing but the hardiest to produce seed, and in each successive generation any plant showing any inherent weakness has been destroyed by these conditions and the fittest has survived. Alfalfa growing in the United States is no longer an experiment. There is not one state in the Union but can produce alfalfa on most of its land profitably, and with the advent of DAKOTA GROWN SEED, GROWN ON VIRGIN SOIL, FREE FROM FOUL SEED, IT MAKES THE PROFITS LARGER AND THE TASK OF SECURING A PERFECT STAND VERY SIMPLE.

### DAKOTA 12 ALFALFA AND AEROPLANES IN TENNESSEE

Our Mr. Seeley takes a trip to Tennessee at least once each year to get lined up on the alfalfa seed business. We sell carloads in the South each year, and the picture was taken of Mr. Seeley and one of our customers in an alfalfa field grown from Gurney seed. This field was rented by the government as a landing field during the war, and Mr. Seeley met many of the aviators. One-half of the field was planted to southern grown seed, the other half to Dakota No. 12. The aviators remarked to Mr. Seeley that they always "cushioned" down in the heavy alfalfa (from Dakota grown seed), and "taxied off" in the short grass (from southern grown seed).

All alfalfa seed offered by us is re-cleaned and first class in every respect. Any acre of land, no matter where located, if it will produce a crop of alfalfa seed or hay, is worth \$200.00 per acre or more and will pay a good income on that amount. It will produce more forage, either green or dry, than any other known clover or grass. It successfully resists the fiercest drought; in the driest weather, when every blade of grass withers for want of moisture alfalfa stands up bright and green as in the spring. **South Dakota No. 12** is proof against our severest winters. It is adapted to dry and sandy soil where other plants fail to grow, as well as those that are deep and rich. Its roots, often measuring thirty feet in length, force their way down deep into the subsoil in search of moisture and plant foods that cannot be reached by other plants. It draws nitrogen from the air and stores it in the soil more than 100 per cent faster than any other clover excepting sweet clover. Alfalfa is better than a bank account, for it never fails or goes into the hands of a receiver. It is weather proof, for cold does not injure and heat makes it grow all the better. The rust does not affect it. A severe hail storm might beat it into the ground, but in six weeks you could cut a crop of from one to two tons of hay per acre. Fire will not



kill it; fields can be burned over safely early in the spring. When growing there is no stopping it. Begin cutting a 40-acre field, and when your last load is handled at one end of the field it is ready to cut again at the other. For fattening your cattle and hogs it will save one-half of the grain. This has been absolutely demonstrated by the best feeders. If your ground will grow alfalfa, you have "the world by the tail with a down hill pull."

**A WORD OF WARNING**—We wish to impress on our readers that nearly all of the alfalfa offered under various names and at high prices is western South Dakota grown alfalfa seed, and this seed you could not make any better than it is no matter what price you pay for it. Consequently you had better purchase it under its correct name and at a reasonable price, rather than at a high price, and secure the same seed. In some cases this is the fault of the growers, who find that by changing the name they can secure a higher price for their seed, and judging from reports from our purchasing agents they have caught a crop of suckers. It is absolutely impossible for you to get better alfalfa seed, in commercial quantities, than **Gurney's South Dakota No. 12 Alfalfa**. We guarantee it to be 99½ per cent pure. Sold for just what it is and at a price that brings it within the reach of all. **Lb., 50c; 10 lbs., \$4.00; 50 lbs., \$16.00; 100 lbs., \$30.00; 500 lbs., \$145.00; 1,000 lbs., \$280.00.**

**Nitragin** for inoculating alfalfa, ¼ bu. size, 35c; ½ bu. size, 50c; bu. size, 90c; 5 bu. size, \$4.00.

### Alfalfa with Small Grain

Alfalfa with small grain as a nurse crop is alright if you do not overdo the small grain. We advise a nurse crop with alfalfa, but in the right proportions. The grain that does the most good and the least harm is one bushel of Barley to the acre with 12 to 14 pounds of alfalfa, the reason for barley, it ripens earlier and does not make the dense shade of other grains. The poorest nurse crop and the one used most is oats at the rate of a full seeding. If you are bound to sow oats, use not to exceed one bushel per acre, the earliest variety, and cut them at least six inches high when you harvest. You want a good, permanent field of alfalfa. We want you to have it. Let's work together.



Ogalala, S. Dak.

This is the picture that I will send you to show that I planted ninety-three different kinds of Gurney seeds this year, and I got first prize at the Pine Ridge Agency Fair, and the district farm took half of the goods to the Huron State Fair. Well, I am very glad of your Gurney seeds because I plant more seeds than anybody on this Pine Ridge Reservation. I would like to tell you all that I want to say but cannot talk good English and hope you understand.

Wm. Long Wolf.





**GOLDEN  
CHAMPLAIN  
MUSKMELON**

*the earliest by three weeks  
of any fine quality melon.*

*Pkg. 25c., ½ Oz. 50c., Oz. 90c.  
¼ lb. \$3.00, 1 lb. \$9.00*



**WINTER  
WATERMELON**

*A most delicious melon  
keeping until Christmas*

*Pkg. 10c., Oz. 25c., ¼ lb.  
60c., 1 lb. \$2.00*



**The new  
WHITE  
CUCUMBER**

*Peer of all cucumbers  
in size, quality and quantity*


*Pkg. 10c., Oz. 25c.,  
¼ lb. 75c.  
1 lb. \$2.25*



PROFESSOR BOLLEY'S  
D-1 RUST-RESISTANT  
WHEAT



PROFESSOR BOLLEY  
of North Dakota  
Agricultural College



WISCONSIN  
UNIVERSITY  
COLD-RESISTANT  
CORN



NORTHERN GROWN  
EARLY  
SOY BEANS



HULLESS and BEARDLESS  
BARLEY



## Professor N. E. Hansen's Cossack Alfalfa



40 ACRES OF COSSACK ON HIGH LAND

We are showing photographs of a forty-acre field of Cossack Alfalfa in Lyman County, South Dakota. This you can see is planted right over the tops of the high hills of that section of the country. This forty-acre field is planted in rows three feet apart, and is cultivated after each cutting. The picture, showing the automobile on top of the high hill, is taken when the field is in full bloom, and shows the field ready to be saved for the seed crop.

This alfalfa, after another year's growth, has proven to be absolutely the best alfalfa from the Gulf of Mexico into Canada, producing plants in the Canadian country seven feet high, and producing from that point south clear to the Gulf of Mexico more hay per acre than any other alfalfa. On account of the spreading crowns which often throw out five hundred stems, and these with many lateral branches, you can save at least one-third in quantity of seed planted per acre over any other variety, which makes it even with the higher price nearly as cheap as the South Dakota 12 and as low as the Liscomb or Grimm's.

**D. B. Gurney says:** To sum up the whole matter of the Siberian Alfalfa: The United States invested a few thousand dollars in the several exploring trips of Professor Hansen in search of these alfalfas. The State of South Dakota invested about ten thousand dollars for the same purpose, and the people of the United States are millions of dollars better off today than they were before this expenditure of a few thousand dollars, for the reason that Professor Hansen has discovered and brought over an alfalfa that will grow on the millions of acres that would not produce alfalfa previously, and the seed will be distributed just as rapidly as possible. Every farmer owning land that would not produce the common alfalfa profitably and successfully is now assured of a hardy alfalfa that will produce paying crops on that ground. Consequently his land is equally as valuable as the more fortunate neighbor owning the low or bottom land. This **Cossack** Alfalfa has extended the alfalfa growing territory hundreds of miles north and over an area of millions of acres of the higher and dryer parts of the United States from the Gulf of Mexico to northern Canada. These trips to Siberia and Asiatic Russia made by Professor Hansen were trips that required lots of endurance, many dangers, and all of the inconvenience that one could possibly suffer, traveling as he did thousands of miles into the interior among the half-civilized tribes in that country.

We have prepared a little history book of Professor Hansen which we are publishing. Will tell of his three separate trips to Russia and Siberia as an American Agricultural Explorer. It will tell of his trips into the Province of Semipalatinsk and from there into the land of the Don-Cossack, of his failure to secure any quantity of seed in his first and second trips, and the success in his third trip. Tells of the land where they milk five different animals, of the land of the big, fat rumped sheep, sheep that weigh twice that of the American kind and store up in the summer forty to fifty pounds of pure mutton tallow on their rump. This is their winter food. It will tell of how he has in the Brookings College produced the new small fruits, raspberries, etc., the wonderful Hansen Plums that have made it possible for you to have all of the plums you want for yourself and the market. It tells of the things that Professor Hansen will do in the future.

We find the Cossack Alfalfa is very frost resistant; in fact, almost frost-proof, as heavy freezes in the middle of May killed back and destroyed the first cutting of the common alfalfa, while the Cossack continued to grow and produce its regular crop of hay. We find in the fall it will be green and suitable for pasture long after all other varieties are spoiled for that purpose by the freezing.

**Price of Cossack seed in sealed bags, 1 lb., \$1.00; 3 lbs., \$2.90; 5 lbs., \$4.75; 10 lbs., \$8.50, postpaid; 100 lbs., \$67.00.**

**From Jean Duluth Farm, Pine County, Minn.**

A year ago we purchased a supply of Cossack alfalfa seed from you. This was an experiment, but the results were very satisfactory. We have the most beautiful field of alfalfa the writer has seen in this Northwest. We are featuring Cossack alfalfa. We have every reason to believe it better than Grimm's.



**PROF. NIELS E. HANSEN**  
As he dressed when hunting Cossack.

**Nitragin** for inoculating alfalfa.  
1/4 bu. size, 35c; 1/2 bu. size, 50c; 1 bu. size, 90c; 5 bu. size, \$4.00.

**From D. Giovanni Rossi, Piza, Italy.**

Please send me by parcel post seed of the Cossack alfalfa for the amount enclosed. I have heard much of the Cossack.

**From Nels A. Carlson, Minnesota. (Photo)**

I am enclosing a photograph of my twenty-acre field of Cossack. It produces fifty per cent more hay than any other variety in this country. I am also sending a photograph of a load of pumpkins raised near the Canadian line from your seed.



**NELS A. CARLSON—20 ACRES COSSACK**





### DUROC HOGS IN COSSACK—BEST PASTURE ALFALFA

This picture shows a bunch of our September pigs in the alfalfa field in the latter part of May. I do not know that Durocs like alfalfa any better than other pigs, but if others like it as well as the Durocs and thrive as well, the man who neglects raising alfalfa for his pigs is missing a bet. We had 160 head in this 10-acre field and it made a heap of pork.

**Liscomb Hardy Variegated Alfalfa**—It belongs to the same type as the noted Grimm variety, having the variegated flower, receding root crowns and the branched roots, and is eminently suited to our Western country on account of its hardiness, which is characteristic. It has given every evidence of ability to resist winter killing and withstands drought. Studies and experiments in Alfalfa during the recent years have brought a new era in Alfalfa production. The demand for hardy seed is bound to increase and Liscomb will undoubtedly meet it.

The Liscomb alfalfa is a variety that is practically identical with Grimm's. The first planting of Liscomb goes back to 1877 in Montana and the original fields are still there in good condition. The characteristic of the Liscomb is a spreading root system with several tap roots. This alfalfa stands pasturing and cutting equal to any other and in quantity of hay compares favorably with Grimm's and Dakota 12. **One lb., 60c; 10 lbs., \$5.00; 60 lbs., \$26.00; 100 lbs., \$40.00.**

**Grimm's Alfalfa**—Undoubtedly this variety has in recent years attracted the attention of Alfalfa growers more than any other variety.

Grimm's alfalfa is the much advertised variety that has sold at such high prices for the last ten or fifteen years. It is undoubtedly one of the hardiest strains of alfalfa. It was brought to this country by a farmer named Grimm, from Europe, and

### Soja Beans (or Soy Beans) (See Colored Plate, Page 68)

During the period of the World's War the Department of Agriculture spent considerable time and energy in educating the growers to a greater diversity in farming. They were ably seconded by the various State Agricultural Colleges and on account of the propaganda there was a very heavy demand for some of the items, especially the Soja Beans. The demand for the early variety suitable for Northwest planting was so great that seed enough had never been produced to supply the intended planter and consequently a great amount of the Southern Mammoth Soja Beans were shipped into the North and were sold to seedsmen as early varieties Northern grown. The grower of these beans was disappointed with the results as in a great many cases they did not mature.

**The Early Maturing Soy Beans** listed by us are all absolutely Northern grown and of the earliest varieties suitable for planting in this and sections farther north. On account of the lesser acreage grown for seed purposes, these are higher priced than the southern beans, but only about one-half the price of one year ago. These beans yield enormously. **Price: Northern Grown Early Varieties, 1 lb., 30c; 3 lbs., 70c; 10 lbs., \$1.75; 50 lbs., \$5.00; 100 lbs., \$9.00.**

**Late or Southern Grown Soy Beans**—These are suitable for all points south of Omaha, Nebraska, when planted with corn for silage purposes, as they will mature properly with the corn and add considerable value to your corn silage. **Price: Late Southern Grown, 1 lb., 20c; 3 lbs., 50c; 10 lbs., \$1.00; 50 lbs., \$3.75; 100 lbs., \$6.50.**

**Wisconsin Early Black and Ito San** were the best two varieties out of more than twenty in our trial grounds in 1922. We have both in Northern Grown.

Q. Can soy beans be planted with corn?

A. Yes; either for hogging or sheeping down or silage purposes. It requires from three to five pound of seed per acre when planted with corn.

was planted in Minnesota and the original field still stands. It has obtained an enviable reputation for hardiness and yield in the extreme north. We have a reasonable supply of this variety of seed from fields that we have traced back to the original, and furnish certificate of genuineness with each shipment.

The following is an extract from the Farmers' Bulletin, No. 757, entitled Commercial Varieties of Alfalfa: "On account of its superior hardiness, Grimm alfalfa is particularly recommended for the northern part of the Great Plains region and all parts of the Northwest. It has also proved better able to survive the winters in the colder portion of the humid section of the country where winter killing is a serious factor. The supply of seed on the market is still rather limited and commands a high price. **1 lb., 65c; 10 lbs., \$6.00; 60 lbs., \$32.00; 100 lbs., \$50.00.**

**Turkestan Alfalfa**—This alfalfa does not produce quite the tonnage of hay per acre as some other varieties, grows a little shorter with many lateral branches, making a very fine hay more suitable for hog feeding than the coarser, stronger growing varieties; is also very satisfactory for hog pastures. This has been grown in the Northwest for a great many years and has stood thirty to forty degrees below zero without material injury. This alfalfa comes from the Highlands of Central Asia where the days are extremely hot and the nights cold. We are able to offer this Turkestan seed at considerably less than our native seed. We guarantee it to be 99 per cent pure, with a 90 per cent or better germination test. **Price—Per lb., 35c; 10 lbs., \$3.00; 50 lbs., \$14.00; 100 lbs., \$25.00; 500 lbs., \$120.00; 1,000 lbs., \$230.00.**

**Nitragin** for inoculating alfalfa,  $\frac{1}{4}$  bu. size, 35c;  $\frac{1}{2}$  bu. size, 50c; 1 bu. size, 90c; 5 bu. size, \$4.00.

Q. How many pounds of soy beans to the acre if drilled in rows wide enough for cultivation?

A. Forty to sixty pounds, depending upon the width between and rate of planting in the rows.

Q. Is this a good way of handling soy beans?

A. It is one of the best. They can be drilled with an ordinary corn planter or with a wheat drill by stopping up a number of the holes so the rows will be from 32 to 36 inches apart. The beans should not be more than two inches apart in the row in Iowa; perhaps a little farther apart where the rainfall is less.

Q. If planted broadcast, how many pounds per acre?

A. Sixty to ninety pounds.

Q. At what stage of maturity should the soy beans go into the silo?

A. About half ripe. That is, in the dough stage and the leaves just starting to dry. A later and larger bean can be used for silage purposes than for hogging down or seeding purposes.

Q. Would you advise inoculation of soy beans?

A. Yes. The beans may do very well without, but they will not improve the land unless inoculated.

Q. At what stage of maturity should soy beans be cut for hay?

A. When the pods are well filled and when the first leaves begin to turn brown.

Q. What is the feeding value of the hay, especially for dairy cattle?

A. It contains practically the same amount of protein as alfalfa, but is not quite as palatable. For sheep it will take the place of alfalfa hay, pound for pound.

Q. Will soy beans and corn silage increase the milk flow over corn silage alone?

A. I do not know of any exact experimental data on this particular point. A number of practical dairymen in this state believe that it will.



## SWEET CLOVER, MELLILLOTUS ALBA

### The White Blossom Kind

A great many years ago a Nebraska farmer called at our office and wanted to purchase one bushel of the white flowered Sweet Clover seed. We were both pained and surprised to think any man wished to plant the so-called weed. We told him so in a few harsh words, and refused to sell it to him. He told us if we did not get it for him he would buy it himself and plant it anyway. We finally consented to get it and told him we would watch results. This was planted opposite Yankton on the Missouri Bottoms, and produced an immense quantity of bee feed, for the purpose for which this man purchased it. After it had grown one or two years he commenced to take a crop of hay from it and found that it produced more bee feed and a good crop of hay that his stock was equally as fond of as alfalfa.

Then we commenced to write about it, and urged its planting almost everywhere. Today there is as great demand for the white-flowered Sweet Clover as for Alfalfa, but the demand cannot be supplied, as the seed is very difficult to save. It will outyield Alfalfa as far as seed production is concerned, but the seed drops so easily that no one has been able to discover a method of harvesting that will save more than 10 to 20 per cent of the crop.

### Scarified Sweet Clover Seed

White Blossom Sweet Clover has become such a necessary crop on the farm, and under old conditions there was so much trouble having satisfactory germination, that we shall **scarify** all of this sweet clover seed that goes to our customers and we will not charge you one cent more for this than you would have to pay for that which is not scarified. On numerous tests of sweet clover seed, unscarified, we find the germination from 25 to 50 per cent; on the same seed, scarified, we often have 95 per cent germination in a seven days' test. We also find in the unscarified seed that the largest, plumpest, hardest seed, and consequently the best seed are those that did not germinate, but probably stayed in the ground one year before germination. By this scarifying process we scratch the hull of this hard seed, which allows the moisture to get in and hastens germination. **Nitratin** for inoculating sweet clover,  $\frac{1}{2}$  bu. size, 40c; 1 bu. size, 75c.

### PLANTFOOD FROM BRICKS

Sweet Clover Found Growing Under Remarkable Conditions in Logan County, Illinois

By H. A. McKEENE, Secretary Illinois State Farm Institute.

An abandoned tile kiln in Logan County, Illinois. This old structure is about 35 feet in diameter and about 10 feet high. It is encircled by large iron bands and there is no soil or decaying organic matter nearer than its earth foundation, except possibly the small amount which may be carried to it by the winds in the form of dust particles and yet from the spaces between the bricks on the sides of the kiln and on the top, there is a luxuriant growth of sweet clover. There, high above the earth's surface, in the summer sun, without soil and apparently without moisture or food, these plants thrive better than some of our grain crops that are given great care.

The following analyses were made by the Wyoming Experimental Station of Sweet Clover and Alfalfa grown on the experimental farm, and published in Wyoming Bulletin No. 70, pages 70 and 74. These analyses show Sweet Clover to be richer than Alfalfa in protein (muscle, bone and tissue material), and in either extract, or fat-forming substance.

SWEET CLOVER		ALFALFA
Cut Oct. 4, 1904	Cut Aug. 10, 1905	Average of 11 Samples

Water.....	6.02	6.88	6.57
Ash.....	9.57	11.03	8.79
Ether extract.....	4.42	1.96	1.66
Crude protein.....	21.77	22.27	31.25
Crude fiber.....	18.00	22.19	15.14
Nitrogen free extract.....	42.22	35.67	36.59

It is shown by experiments at the Cornell University, Ithaca, N. Y., that grasses grown with legumes contain more protein and consequently are of more economical value than when grown alone. The following table is taken from Cornell Bulletin No. 294:

Crop	Protein in	Protein per Ton
	Dry Matter	of Hay (10% Moisture)
	Per Cent	Pounds
Timothy grown alone.....	17.19	309
Timothy grown with Clover.....	24.56	442

Comparative analyses of sweet clover, alfalfa, red clover, timothy, and cow peas showed that only the alfalfa and cow peas excelled sweet clover in percentage of protein. Considered from the standpoint of digestible nutrient, we find the following comparative values for the different feeds:

	Per Ton
Sweet Clover hay.....	\$18.49
Alfalfa hay.....	20.16
Timothy hay.....	9.80
Red Clover hay.....	14.12
Cow pea hay.....	19.76
Shelled corn.....	20.16

### Price and Sow Per Acre

If for seed purposes, 5 lbs. For hay purposes, 15 lbs. We would advise that you place your order very early, as there will be an immense demand for it this season. **Per lb., 35c; 10 lbs., \$3.00; 50 lbs., \$11.00; 100 lbs., \$19.00.**



Wonderful growth of nodules, containing the nitrogen gathering bacteria, on upper portion of sweet clover root. Found growing in the beach sand of Lake Michigan in North Chicago.

—Kindness International Harvester Co.

### Hubam Clover

**The New Annual White Sweet Clover**—This extremely valuable new annual white blossom sweet clover was discovered by Prof. Hughes of the Iowa Experiment Station in some biennial white blossom sweet clover plants from Alabama, and a combination of the names of the Professor and the state from which it came give it the name "Hubam." The annual white blossom sweet clover has been the most valuable to use in crop rotation, but Hubam will take its place just as soon as the seed is produced in quantities to warrant the proper low prices. It is equal in every way to the biennial white blossom, and superior in the fact that you get the same result in one year, or rather in about 100 days, that you get with the biennial in two years.

### Hubam as a Bee Feed

The greatest value of Hubam as we see it, is its value as a quick high honey producing plant.

Sow Hubam just as early as you can in the spring and by June 15th you should have quantities of blossoms, this should continue for close to forty-five days and will produce as much honey per plant and as high quality as from any plant grown.

### Profits in Honey

It is not unusual in South Dakota for a single stand of bees to produce as high as one hundred sixty-eight pounds or seven supers of honey. This will retail at least at twenty-five cents per pound or a total of forty-two dollars per year from a first investment of about \$7.00, the price of a stand of bees. If you do not have a few stands, write us and we will give you full instructions for care and a special price on bees. Grow your own Honey, it is pleasant and profitable. **Price, 1 oz., 15c; 1 lb., 80c; 3 lbs., \$2.40; 5 lbs., \$3.50; 10 lbs., \$6.50; 50 lbs., \$26.00; 100 lbs., \$49.00.**

### Yellow Blossomed Sweet Clover)

This is preferred by some to the **white blossomed** for pasture and inoculation of soils. We have tested it out and found it equal to or better for crop rotation, but does not produce an equal tonnage per acre with the white. A very valuable clover, however, and will be used in greater quantities each year. **Pound, 30c; 10 lbs., \$2.50; 50 lbs., \$11.00; 100 lbs., \$19.00.**





A SOUTH DAKOTA FIELD OF MEDIUM RED CLOVER

Our Red Clover Seed is all northern grown. It is first-class in every particular. This seed will be much better for the northern planters and also for those south of us than seed grown in Iowa, Kansas and Nebraska. Our grass and clover seeds are good enough to comply with any state laws. It's the kind we sell always, not sometimes.

Valuable not only as a forage plant, but also for its fertilizing properties on the soil. It has very long and powerful tap roots, and when these roots decay they add largely to that black mass of matter called the soil. As a forage plant it makes an excellent quality of hay, and can be cut at least twice a year. Sow about 12 or 15 pounds to the acre. Weight 60 lbs. per bushel. **1 lb., 40c; 30 lbs., \$10.50; 60 lbs., \$19.20; 100 lbs., \$30.00.**

**Mammoth Red Clover**—This grows much taller than Red Medium, with larger, leafier stalks, and large, slightly pointed leaflets. It will produce more hay on poor ground than any of the other clovers. (60 lbs. per bu.) **Pound, 40c; 30 lbs., \$10.50; 60 lbs., \$19.20; 100 lbs., \$30.00.**

**Alsike, or Swedish Clover**—This clover comes from the little province of Alsike, in Sweden. It is one of the hardiest varieties known, being perennial and absolutely refuses to winter kill; it is alike capable of resisting the extremes of drought or wet. It is a great favorite with all who have tried it. Produces annually a great quantity of herbage of excellent quality. Sow in spring or fall about 8 to 10 pounds per acre. Weight, 60 lbs. per bu. **Pound, 35c; 30 lbs., \$8.50; 60 lbs., \$16.20; 100 lbs., \$25.00.**

**White Dutch Clover**—Excellent pasture Clover, forming with Kentucky Blue Grass the finest and most nutritious food for sheep and cows. Sow 5 or 6 pounds to acre. Weight, 60 lbs. per bu. **Pound, 80c; 10 lbs., \$7.50; 20 lbs., \$14.50.**

**Alsike and Timothy**—In the Northwest there is a great demand for a mixture of Alsike and Timothy Seed mixed in the right proportion ready for sowing. This mixture is especially valuable for low, wet places, for permanent meadow or for pasture, and on account of the very low price at which we offer it you can seed down more ground for the Grass Seed Line. **Pound, postpaid, 25c; 50 lbs., \$7.50; 100 lbs., \$14.00.**

**Nitragin** for inoculating clover,  $\frac{1}{4}$  bu. size, 35c;  $\frac{1}{2}$  bu. size, 50c; 1 bu. size, 90c.



ALSIKE CLOVER

## GURNEY'S HIGH-GRADE SEED CORN FOR SPRING OF 1923

### Who Introduced and Originated and Best Varieties of Early Corn?

We are practically the introducers of most of the early varieties that will absolutely mature within the ninety-day limit in North and South Dakota. For instance, most Minnesota No. 13 offered by other parties can be traced back to the original stock from Gurney's. We do not claim to have originated Minnesota No. 13, as it was originated by the Agricultural College of Minnesota, but we do claim to have had more to do with introducing it to the planter and extending the Corn Belt many hundreds of miles north than others. We originated and introduced Gurney's Model Dent, that has given the very best results over the southern half of South Dakota, southern Minnesota and northern Iowa; it is a mighty good corn to tie to in these sections. Our August 15th is of our own origination and introduction and is safe to plant anywhere that corn of any variety can be grown. By purchasing the early varieties you can always get in on the old corn market with new corn. The latter part of October or early part of November the price for shelled corn in the terminal market is always high. By planting early varieties and husking your corn early you can get this high price, which is generally 10 to 20 cents better than new corn moves at. We claim, and justly, that the early varieties of corn, such as Minnesota No. 13, August 15th, Gurney's Rainbow Flint and Gurney's Model Dent have increased the land values of northern South Dakota,

Iowa, Minnesota and North Dakota millions of dollars. Previous to the introduction of these varieties it was not considered profitable to grow corn, and land that will not produce corn, but small grain only, is soon worn out and of but little value. Any land in the corn belt that will produce from 40 to 50 bushels of corn per acre per season is worth \$150 per acre of any man's money.

In this section of South Dakota the bulk of our farmers have decided from practical experience that Minnesota 13 will outyield any varieties of Corn that can be planted, and if planted by May 25th they can be assured of an excellent crop of ripe Corn by September 1. This variety is outyielding by actual weight the late varieties.

In the following descriptions we are telling you just what the corn does here with us, and we also tell you the kinds that you should plant if you want ripe corn. For instance, if you live in North Dakota and you want to grow Corn, not fodder, we tell you to plant Gurney's August 15th, North Western Dent and Gurney's Rainbow Flint. Now, do not buy Silver Mine to plant there, because if you do you will be disappointed.

In buying seed corn, figure on one bushel for each 6 to 8 acres you wish to plant.

**Prices of Seed Corn subject to change without notice.**

### Seed Corn to Russia

In the spring of 1922 we shipped over (80,000) eighty thousand bushels of seed corn to Russia. This was composed of various varieties of early Dents and 5,000 bushels of Gurney's Rainbow Flint. The field from which the Rainbow was


picked was on one of our own farms near Yankton and on a measured 145 acres we husked, weighed in over the scales 10,138 bushels, one half of which went to Russia.

### Thirty Cents Per Acre for Dependable Seed Corn

Even at the extremely low price of corn, I question if you can afford to attempt to save your own seed corn, when you

can buy our dependable seed at 30c per acre.






MINNESOTA 13

## THE CORN THAT ADDED MILLIONS OF DOLLARS TO FARM VALUES AND CROWDED THE CORN BELT 300 MILES FARTHER NORTH

Our supply of seed was grown from Yankton to the northern line of South Dakota. I have talked to you about Minnesota 13 ever since we received our first lot of five bushels of seed from the Minnesota Agricultural College, and I think every one of you know the value of this corn. We have sold for seed purposes in the last eight years hundreds of thousands of bushels of Minnesota 13 Corn, and it is the satisfactory kind. It always produces a good yield, with the highest protein contents of any corn. This makes it especially valuable for feeding and for hogging off. This corn should be planted for main crop from Aberdeen, South Dakota, to just as far south as the

corn belt extends. When you pass Yankton, South Dakota, we would not advise that you plant it for your entire main crop but plant a portion of your acreage to get your early feed, and to allow your huskers to start early before other varieties are ready to crib. To the people of Kansas, Oklahoma, southern Nebraska and other places where on account of the drought of 1918 you failed to grow corn, I would advise planting a quantity of this early, and by the first of August you can be feeding it. **Price, 1 lb., 20c; 15 lbs., \$1.00; 23 lbs., \$1.40; 56 lbs., \$2.00; 560 lbs., \$18.50. Selected ears sacked, \$2.75; 700 lbs., \$25.00.**



North Dakota White Dent

This extremely early White Dent Corn has been thoroughly tried out in the extreme north and has made good, maturing in North Dakota in an ordinary season.

In size like Minnesota No. 13, Yellow Dent, and, like the No. 13, stands up well even in the extreme North. Stalks grow to a height of seven feet, ears are up three feet from the ground, making it easily harvested with the Corn Binder.

This Corn will outyield any other variety of Dent Corn that can be grown in the extreme North. It has been bred for yield and earliness, and will withstand more extremes of weather than any other Corn grown. Might not be an ideal Corn for some of Iowa and Illinois farmers, who are used to the foot-long varieties, but North Dakota White Dent is a silver mine to the North Dakota, Minnesota and northern South Dakota farmer who has wanted to grow Dent Corn but could not on account of length of season. Do not get the idea that this is a 10 to 20 bushel to the acre Corn and so low down that you cannot find it at husking time. It stands up well, seven feet, and yields, with reasonably good farming, 50 bushels to the acre. Our supply of this Corn grown in Yankton, Bon Homme and Douglas counties, South Dakota. **Price, 1 lb., 20c; 14 lbs., \$1.00; 28 lbs., \$1.30; 56 lbs., \$2.00; 560 lbs., \$17.00. Selected ears, per bu., \$2.50; 700 lbs., \$22.50.**

**Gurney's Hybrid Model Dent**—This variety of Red Corn, originated and introduced by us, has become one of the best known in the state of South Dakota and is producing wonderful crops each season. There is no other variety of Corn that will yield with it and mature so early. If you are located anywhere south of Aberdeen, S. D., or Willmar, Minn., and can plant by May 20, plant this Corn for general crop. The past season we sold large quantities to Nebraska and Iowa farmers, and we have received wonderful reports from them. It matures perfectly and is producing 10 to 25 per cent over later and larger varieties, and none of the planters had to worry about the early frosts. Grown in Yankton, S. D. **Price, 1 lb., 20c; 14 lbs., \$1.00; 56 lbs., \$2.00; 280 lbs., \$9.00.**

**Rustler White Dent**—We planted a 100-acre field of Rustler White Dent commencing on May 25, 1920, harvested and shelled, and shipped two carloads before the 10th of November that graded No. 2 white on the terminal market. This is a grade that is seldom reached by any variety of corn until it has been in storage for nearly a year. I give you the above to determine its earliness. This Rustler White Dent can be planted safely from the North line of North Dakota south. When I say safely I mean that Rustler White Dent will produce a crop in any of that territory when any other variety of Dent corn matures a crop. It is an exceptional yielding corn, producing in this country this past season better than 50 bushels per acre. We have this seed grown as far North as Southeastern North Dakota. **1 lb., 20c; 14 lbs., \$1.00; 56 lbs., \$2.00; 280 lbs., \$9.00; 560 lbs., \$17.50. Selected ears, per bu., \$2.50; 700 lbs., \$22.50.**

**Wisconsin No. 7 or Iowa Silver King**—This extremely new valuable White Corn originated with the Wisconsin Agricultural College at Madison, Wis., and has been distributed by them over their state generally and over the whole Northwest to some extent. It is the largest early White Corn grown, the deepestkerneled; in fact, the best bred of any variety of White Corn. In Wisconsin it is considered more valuable than any of the yellow varieties on account of the increased yield over those varieties. In earliness it is equal to any Corn, maturing perfectly in ninety days.


It has been recommended by the Ames College for Northern Iowa under the name of **Silver King**, and is certainly king of the White Corn.

This should be planted any place north of Central Iowa to northern line of South Dakota. Height of stalks generally about 7 to 8 feet in this latitude. Ears up about 2½ feet from the ground. Ears very uniform in size and shape. An exceptionally pretty White Corn. **Per lb., 20c; 14 lbs., \$1.00; 28 lbs., \$1.35; 56 lbs., \$1.90; 560 lbs., \$17.00.**

### From Sultanic Agricultural Society, Cairo, Egypt

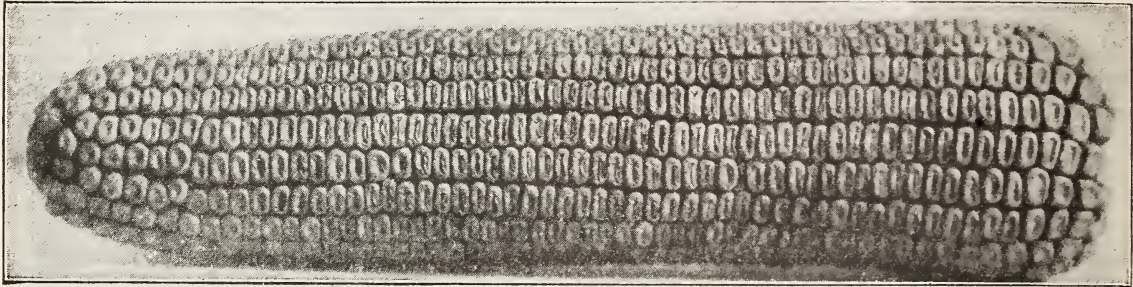
The Gurney's Model Dent and North Dakota White Dent received from you last year were two of the six most satisfactory of the many varieties of corn tried here. We desire to repeat the trial with pure seed this year, and I have cabled you today: "Ship five bushels each Gurney's Model Dent, North Dakota White Dent by the way of Garvey Forwarding Company, Boston. Remittance coming."





**Wimple's Yellow Dent**—Probably a larger acreage of Wimple's Yellow Dent is planted in southeastern South Dakota than any other variety of corn. This corn originated in Union County about twelve years ago and has spread in all directions from there, giving good satisfaction anywhere south of central South Dakota, the southern tier of counties in Minnesota and all points south of there. It is a very deep, broad

kerneled, rough corn, producing good sized ears and yielding heavily to the acre. It grows well up on the stalks, and stalks 7 to 9 feet high, depending on the location, soil, etc. Grown in South Dakota. **1 lb., 20c; 14 lbs., \$1.00; 28 lbs., \$1.30; 56 lbs., \$1.85; 560 lbs., \$17.00. Selected ears, per bu., \$2.35; 700 lbs., \$22.00.**




### Reid's Yellow Dent

For the last eight years we have grown and selected a **Reid's Yellow Dent** that would be satisfactory to the planter in the southern tier of counties in South Dakota, northern Nebraska and northern Iowa, as well as those farther south. **Reid's Yellow Dent** is the ideal Corn where it can be safely grown. It is too late for any place north of the north line of Iowa and our strain of Reid's is the earliest grown, so do not buy this variety and expect a crop to mature north of the north line of Iowa. **Dakota Grown Reid's, 1 lb., 20c; 14 lbs., \$1.00; 28 lbs., \$1.30; 56 lbs., \$1.85; 560 lbs., \$17.00. Selected ears, per bu., \$2.35; 700 lbs., \$22.00.**

**Dakota White Dent**—About ten days later than Minnesota No. 13. Yields with us about 65 bushels per acre. Will be safe to plant in any ordinary season as far north as Madison, S. D. Ears from 8 to 10 inches; very deep kernel; stalks from 7 to 9 feet high, makes lots of fodder. If you live north of the south line of South Dakota and south of Madison, S. D., you will be pleased with it. Grown in South Dakota. **Price, per 56 lbs., \$1.50; 560 lbs., \$13.50.**

**Dakota Yellow Dent**—The description of Dakota White Dent fits this \$6.50 corn exactly, except this is yellow. Don't fail to order some of this if you are located in its territory. It is the yellow Corn for that section. Grown in South Dakota. **Price, per 56 lbs., \$1.50; 560 lbs., \$13.50.**



### Northwestern Dent


Our supply of Northwestern Dent Corn is grown from Yankton to as far north as corn matured. We place this and August 15th at the head of the list of the earliest varieties of dent corn, suitable in most sections for the early hogging off. The very best in northern sections for the main crop variety. In the southern sections, southern Nebraska, Kansas, etc., where on account of drought you failed to get a good crop last year, you should plant at least an acreage enough to supply your wants until the later varieties mature. This and August 15th are absolutely the earliest varieties of dent corn that will produce a paying crop, and you should take this into consideration in placing your orders for corn. The color of this corn is red. August 15th is a white-capped yellow corn. **Price, 1 lb., 20c; 14 lbs., \$1.00; 28 lbs., \$1.30; 56 lbs., \$1.85; 560 lbs., \$16.50.**

**THIRTY CENTS PER ACRE FOR DEPENDABLE SEED CORN**

**From Gilbert Gudmunson,  
Stillwater County, Mont.**

A year ago we started a corn growing club in our locality. We wrote different seed houses for prices on Northwestern Dent corn. Your company offered to furnish the seed free for the contest and twenty boys entered. It did real well and there were two silver cups as prizes. I wish to thank the Gurney Seed & Nursery Company for the interest they have taken in the matter.





### Early Murdock

We have been watching the Early Murdock for the last several years, and we have come to the conclusion that it is a direct descendant of Minnesota No. 13. A little larger ear, just a little later, probably one week; yields well and is an excellent corn for any part of South Dakota or any point south of the north line of South Dakota. We would not

plant Early Murdock beyond the South Dakota line. It will be one of the main varieties in the south two-thirds of this state and all states south of that point. South Dakota grown. Price, 1 lb., 20c; 14 lbs., \$1.00; 28 lbs., \$1.35; 56 lbs., \$1.90; 560 lbs., \$17.50.

### A Journey Through Nurseryland

**A** LITTLE story of some of the things you would see and be interested in if you were to come to Yankton and spend a little time with us. This trip would consume a good many hours in the making.

I am going to start you from your own home, wherever that

I want to take you to the office and show you something of the system of handling our immense business, which has reached the Million Dollar per annum mark. The office is located on the ground floor of building A. The Cashier greets you and shows you something of his department. He will show you his twelve ledgers, each weighing more than 30 pounds, his Book-keeping Machine and Cash Register. He will show you the check-protector, the letter-opener, the letter-sealer and the dictaphones on which during the busy season nearly all of our letters are written.

You will then go to the second floor of Building A. There the foreman of this room will show you the Addressograph, with a room filled with the address plates of over 500,000 friends and customers. It enables us to send to you at any time bulletins of information, or the catalog and other matter, without delay. In fact, we can address and place in the mails a letter of information to every one of our customers within five days. This you can readily see could only be accomplished by absolutely the best equipment. Next the Multigraph, and the devices in connection with it, by which we can print and fold 4,000 bulletins per hour. These are the really interesting pieces of machinery in the office equipment, and all of the machines described you can see in operation every work day in the year, and in the busy season way into the night. Next to the Packing Room of Building A, where all orders for vegetable and flower seeds are packed and shipped by parcel post or express. This is an interesting room, and a mighty busy one from about the first of January to the first of June. Your order has been received by us, recorded there, and put in process of packing. If you would follow it through until it goes to the post or express office you would see how impossible it is to make an error in filling. The system of checking and re-checking is so perfect, that an error, if made, would be almost intentional. We shall show you the methods and the filling of the ounce, ¼-pound and pound packages. This is mostly done by machinery, but assisted by very accurate human help. Also the seed testers—records, and methods of testing—and it will convince you that nothing but strictly first-class seed ever leaves this place.

Next the third floor of Building A, which is very important but not quite as interesting as it is used for storage of vegetable and flower seed. There are thousands of sacks piled in this room, and the man in charge can take you instantly to his supply of any kind of variety.

Next to the third floor of Building B, which is mighty interesting from about December 1st until some time in June. This room is where all the little packages of seed that you receive, and that you see in all the merchants' stores all over the country, are put up. Millions of these little packages go through the package-filling machines each season. Machines so accurate that you can weigh any one package and weigh 100 more and they will weigh exactly 100 times what the one package would. These machines will fill, seal and count, and average 25,000 packages per nine hours, per machine, and run 24 hours per day part of the year. In this room we pack all of the seed cases that go to the thousands of merchants. Arranged around the outer sides of this room, in hundreds of divisions, are the cases containing the millions of filled packages and the hundreds of thousands of cartons, and the orderly rows and piles of sacks of seed from which we fill millions more.

We will go from here to the second floor of Building B, which is interesting on account of its magnitude. On this floor are stored train lots of field seeds—grasses, alfalfas, clover, corn and grain.

Next to the ground floor of Building B, which, from mid-summer until mid-winter, is filled with the seed cases that have come back from the merchants. Here they are repaired, repainted, and put in order for the next season's business. This floor is also used during the harvesting of our fruit crop, as fruit storage and shipping room, and it is a busy, pleasant place during that time. We ship through this room in the fall more than 8,000 bushel baskets of apples, mostly Wealthy.

may be." First, you have written us telling you were accepting our invitation to visit us. You tell us when you will leave, and we determine the time and train on which you will arrive, and meet you at that train.



WE DON'T HAVE THESE SIGNS AT OUR PLACE

Now to the basement of Building A. This is again storage, filled with carloads of rape, cane, and other heavy seed. The walls are two feet thick, moisture proof floor that could not be broken by any weight.

Then to basement of Building B, which is cool and moist. As the nursery stock is dug it is placed here for packing. This room holds 25 carloads, and keeps it in best possible condition. The packing of nursery stock is all done on the ground floor of Building B, equipped with everything that will assist us in caring for and getting to you your nursery stock in the best possible condition. It does not have to be exposed to the sun or wind from the time it is dug until it is unwrapped.

From Basement B the alley-way between Buildings B and C. This an ordinary city alley, 20 feet wide, excavated the full length down 12 feet, have placed 12 inches of concrete reinforced pavement over the alley. This contains the heating plant, and the plant that furnishes steam for the big grain and seed driers and furnishes heat for every room in all of our buildings. It took several carloads of pipes and radiators, valves, etc., to properly heat the buildings. Next to Building C, basement, which is potato storage, and has a capacity of 30,000 bushels and at the proper season of the year is well filled with seed stock of all the varieties that we list in the catalog. We shall also find in the basement of Building C from October until spring thousands of flower pots and boxes in which Holland, Japanese and French bulbs are planted for winter blooming in the Greenhouses.


The balance of Building C is used for storage of heavy seeds and machinery. A carload or two of Clipper Mills, Standard Bushel Baskets with covers for the shipping of apples, onion sets and various other things. A carload or so of corn crating material, from which we make up as we need them, crates for ear corn.

These buildings are all of concrete and brick. We will leave these buildings and you will see on the outside large corncribs—nearly 600 feet of them.

I have taken you through the buildings but have said nothing of the machinery for the cleaning, drying and handling of all the grains and seeds. I have told you of that in the Field Seed Section.

(Continued on Page 111)





GURNEY'S AUGUST 15th

agriculture, after making an inspection trip in the northern part of the state. "This is a great year for the new cold-resistant corn," says Mr. Moore. "The new strain has made fine growth and is in many cases taller than the native varieties." The season is proving the worth of cold-resistant seed. A June frost failed to affect the new corn. A few leaves fell off and then the growth continued normal. There should be a great demand for seed this fall.

Brown, Marinette, Oconto, Forest, Vilas, Florence, Shawano, Marathon and Langlade counties are leading in the production of cold-resistant this year. Farmers in Wisconsin valley counties are giving it a trial this season. Another locality where this variety will be grown extensively is on the Lake Michigan shore, especially in Manitowoc, Kewaunee and Door counties.

Cold-resistant is the result of several years of selection by the agronomy department of the University of Wisconsin, and is in its third season as a Badger state crop. This new variety can be planted earlier in the spring, grows a much larger stalk and matures slightly earlier than Golden Glow. It is an excellent silage crop and is now being grown largely as such. **Shelled and Graded, 1 lb., 35c; 14 lbs., \$1.75; 28 lbs., \$2.60; 56 lbs., \$3.50; 560 lbs., \$30.00.**

Our supply of seed of August 15th is practically all grown in Yankton County. None south of here. This earliest of all dent corns was originated by ourselves at Yankton, and although it is practically identical with Minnesota 23, ours was placed on the market one year previous to that variety. August 15th, as its name implies, is exceptionally early. It is as early, possibly a little earlier, than Northwestern Dent. It yields equally as well, or better, than that variety, depending, of course, on soil, care, etc. In color it is a white-capped yellow corn. The ears are almost perfect in shape, and every stalk producing a good ear. We use this corn for earliest feeding, for hogging off, and for farther north main crop variety. This corn has given good results in central Canada. It has saved the pocketbook of the southern farmer by furnishing him feed long before any other variety. Your hogs will enjoy a scrap with a good field of August 15th. **Price, shelled and graded: 1 lb., 25c; 14 lbs., \$1.15; 28 lbs., \$1.75; 56 lbs., \$2.25; 560 lbs., \$20.00.**

**Squaw Corn, Blue and White Flint**—This is the old-fashioned Flint corn that is known by every one the country over as Squaw Corn. It yields an immense ear and an exceptionally large number of them. Plant an acreage of this corn, and you will be feeding new corn before you know it. In planting Flint corn figure about one bushel of seed to each six acres; it stands planting a little thicker than other varieties, and is really one of the most valuable corns to grow, especially in a season when you want early feed. **Price, 1 lb., 20c; 14 lbs., 90c; 28 lbs., \$1.25; 56 lbs., \$1.90; 560 lbs., \$17.00.**

**Dakota White Flint**—This is the White Flint used for Hominy and Hull Corn. For table quality, flavor and sweetness is the best variety of Indian Corn. Its ample foliage makes it desirable for ensilage fodder. Dakota grown. **Per 56 lbs., \$2.00.**


**Longfellow Flint**—A beautiful eight-rowed Yellow Flint, ears from ten to fifteen inches long. Very prolific and early. South Dakota and Nebraska grown. **1 lb., 20c; 14 lbs., 90c 28 lbs., \$1.30; 56 lbs., \$2.00; 560 lbs., \$17.50.**

**King Philip Red Flint**—Very early. About 10 days earlier than any of above named flints. **1 lb., 20c; 14 lbs., \$1.00; 28 lbs., \$1.30; 56 lbs., \$2.00; 560 lbs., \$17.50.**

**Red Cob Ensilage Corn**—Among all the varieties of Ensilage Corn, this one gives the greatest product of green forage per acre, amounting on rich land and proper cultivation to as much as 10 tons. The fodder is sweet, tender and juicy, growing to a height of 10 to 14 feet. It is easier for the average farmer, and the first cost is less, to sow the ordinary field corn for ensilage purposes, but the thoughtful farmer will consider quantity and quality of the products as of first importance. **1 lb., 20c; 14 lbs., 50c; 56 lbs., \$1.00; 560 lbs., \$9.00.**

**Cold-Resistant Corn**—See colored photo, page 68. We produced sixty acres of this new Cold-Resistant Corn, planted during the latter part of April, and find that it matures equally as early as Minnesota No. 13 and produces a good crop. You are safe in planting it any time after the ground thaws out in the spring, as cold weather does not rot the seed. Yields exceptionally good.

There will be nearly 12,000 acres of cold-resistant corn in Wisconsin this year. This is the estimate of R. A. Moore, agronomist at the college of



M. J. DeWOLF



DeWOLF'S EXTRA PROLIFIC

**DeWolf's Extra Prolific Field Corn**—This is another production of M. J. DeWolf, now well past eighty years old. This corn matures well to the northern part of South Dakota and can be grown in the same district as Minnesota No. 13, but will outyield it. In 1920 it produced 150 bushels of ear corn to the acre in the seed trial grounds. We claim that it will outyield any variety that will mature in the same time on the same ground. This places it far ahead of other well-known varieties. If this variety was planted alone, to the exclusion of all other varieties in the State of South Dakota

it would add to the wealth in the corn crop alone more than forty million dollars per annum. That would mean if you had planted DeWolf's Prolific instead of your regular corn, your crop would have brought you from one to three thousand dollars more than it has. Can you afford to let it pass another season? Can you afford to turn this proposition down, even if it costs you two or three dollars per bushel more for the seed than for other varieties? **Price, shelled and graded: 1 lb., 35c; 14 lbs., \$2.00; 28 lbs., \$3.00; 56 lbs., \$4.00; 560 lbs., \$35.00. Extra Select Ears, \$6.00 per bushel.**



## GURNEY'S RAINBOW FLINT

Matures in British Columbia—Seed Dakota Grown

This is a variety of corn that we are proud of. It is the corn child that we think more of than any other. Several years ago, Professor Hansen was visiting us while attending the State Horticulture meeting. As usual, he was talking of the production and the method of production of new varieties. We finally talked corn, and the Mendol theories of production. Professor Hansen made the statement that if we would secure somewhere a variety of inbred corn, the longer it had been inbred the better; go in another direction and secure another variety, inbred just as long so that there would be no danger of these two lots being related in any way; place each variety in separate planters, planting two rows of one variety, then two rows of the other; then detassel one of the varieties and save it for seed, that we would receive from this seed a remarkable yield of corn, but that we must not continue it beyond one year, as the chances were almost 1 to 1,000 that the second year it would degenerate and show the bad traits of both parents. We tried this by the growing of two flint corns. We planted the seed as directed by him, and produced a wonderful yield of remarkable, large ears of early maturing flint corn, of about every color you can think of. The yield was so great, and so much better than either parent, that we thought we would take that one chance and try it again. Time has proven that we struck the one chance in the thousand, and produced a wonderful flint corn. It is getting to be standard everywhere, as the largest producer of corn and fodder, the finest to look at, and one of the earliest to mature. It has matured perfectly in British Columbia. It produces a remarkable yield in the South. And is the main crop for early hogging off in all sections of the country. It is not unusual to produce a very large percentage of 14-inch ears of 14, 16 and 18 rows. Try it in the field and in the hog pen. Price, 1 lb., 25c; 24 lbs., 90c; 28 lbs., \$1.30; 56 lbs., \$1.75; 560 lbs., \$15.90.

**From Frank Hagedone, Fergus County, Mont.**

I have taken first prize for the last three years at the County and State Fairs with Gurney's Rainbow Flint corn. In 1920, I took five first and three second prizes; in 1921, seven first. All from Gurney's seed. I am going again this year.

**Gurney's Rainbow Flint—Mr. Leaper of Platte County,**

Wyo., sends me a picture of his little daughter, three and one-half years old, in the Rainbow Flint field at roasting ear time. Mr. Leaper tells us that Rainbow Flint is one of the best for his section of the country, and we want to tell Mr. Leaper that the picture is of a mighty nice little girl.

**Sweet Fodder**—There is nothing better for summer and fall green feed or for curing for winter than Sweet Corn. Being sweet and palatable, cattle eat every part of the stalks and leaves. Always a great favorite with dairy farmers, and excellent for soiling. Can be planted as other corn or sown thickly in drills or broadcast. Sow ½ bushel per acre in drills, 1 to 1½ bushels broadcast. 15 lbs., \$1.00; 50 lbs., \$2.00; 100 lbs., \$4.00.



**Primitive, or Husk Corn**—This is the original corn from which all the improved varieties of corn were produced. About thirty years ago a friend of ours was traveling in Central Mexico and in a district far removed from civilization and all human habitation he found this corn growing wild, just as it had doubtless been growing for many centuries before America was discovered. It is a very curious appearing corn, each separate kernel is enclosed in a husk and there is an outer husk over the entire ear. Large Pkt., 15c.

**South America's Mammoth**—What would you think of corn stalks 17 feet high, that caliper 2½ inches at the base, producing ears 12 to 14 inches long, and of immense caliper? Ears often containing 28 rows, the stalks big and strong enough to make side posts for a child's swing. We have grown them to this size in our trial grounds and we have attached the ropes and made swings of them. We exhibited at the South Dakota State Fair one year ten stalks and ears that weighed 82 lbs., the shortest stalk in this exhibit was 15 feet. We do not recommend this corn for general crops, but just for a novelty for exhibition purposes. We have had reports from North Dakota showing a 15-foot stalk in that state. If you want the real novelty in corn, try this. ½ pt., 15c; 1 lb., 35c.

## Popcorn



About one farmer in ten grows Popcorn, even the little amount that is required for the children's popping during the winter months, when it is enjoyed so much. Give the children this year a little spot in the garden where they can plant at least one pound of the White Rice Popcorn, for their own use this coming winter. I would bet you dollars to doughnuts that the little shavers will never let this popcorn bother you, but they will hoe and cultivate it and produce a greater money yield, per square rod, than you will in the best acre of your own cornfield. Give the kids a try at it. It will yield from eight to ten tons of fodder per acre of as high feeding value as sweet corn. It matures very early, which is an advantage where you are going to be short of early feed for the stock. It can be planted at least twice as thick as other varieties of corn and the yield of ear or shelled corn is usually equal to that of field corn. The market price is much better than for other varieties of corn, and is always marketable. Plant at the rate of 6 to 8 quarts to the acre.

White Rice—½ pt., 15c; lb., 20c; 14 lbs., \$1.50; 56 lbs., \$4.00; 100 lbs., \$6.00.

Red Rice—Fancy seed, bright red, ½ pt., 30c; lb., 65c.

Japanese Hull-less  
Popcorn

A hill of Japanese Hull-less produces as high as twenty ears of corn, ears small to medium, rows irregular like Country Gentleman Sweet Corn. It is the best of all the popcorns for popping purposes. Clear, white kernels popping to much greater bulk than other varieties. Much better flavor and the real coming popcorn. ½ lb., 20c; 1 lb., 30c; 14 lbs., \$2.25; 56 lbs., \$8.00.



EAR OF RAINBOW,  
16 INCHES LONG,  
SOME CORN!



## Bromus Inermis

Dakota grown Seed only. New settlers west of the Missouri River in North and South Dakota and western Nebraska should use this grass almost exclusively on their land. An exceedingly valuable grass; succeeds and produces immense crops of high nutritive value on the sterile and arid plains of our Western States, growing luxuriantly on dry, sandy soils where other grasses would perish. It is perennial and once sown down will stand for ten years. It is one of the surest to obtain a catch, establishing itself very rapidly, so much so that a good hay crop can be had the first season, followed afterwards by an immense amount of succulent pasturage. On and after the first season two crops a year can be had from it. When fully grown the plant stands 4 to 5 feet in height and stools out freely. It is ready to cut the latter part of June. This grand grass has been highly endorsed by the Experiment Stations, a few of which we give below. Prof. Shaw of Iowa says: "This grass cannot be obtained too soon by the farmers of the West." Notes on the Grasses and Forage Plants of Iowa, Nebraska and Colorado, published by the U. S. Department of Agriculture, says: "Bromus Inermis withstands drought and cold, and is perfectly adapted to conditions existing in Iowa. It makes an excellent growth, and more nearly reaches the ideal of a farmer's grass than any other sort introduced in recent years." Sow broadcast at the rate of 20 lbs. per acre (14 lbs. per bu.). **Per lb., 25c; 10 lbs., \$2.00; 50 lbs., \$8.00; per 100 lbs., \$15.00.**

**Meadow Fescue, or English Blue Grass**—One of the best of the so-called natural or permanent Meadow Grasses, and has so well adapted itself to our Northern and Western States as to have become invaluable; in fact, it thrives over as wide a range as any of our grasses, succeeding as far south as Tennessee. It is greedily eaten by all kinds of stock, is very fattening, and makes excellent hay. It is very hardy and succeeds in almost all soils, but attains its greatest perfection in moist, rich land. Coming into use very early and again late in the fall, it should form a prominent part in all permanent pastures and meadow mixtures. (22 lbs. to the bu.) **Per lb., 40c; 50 lbs., \$14.00; 100 lbs., \$26.00.**

**Orchard Grass**—(*Dactylis Glomerata*)—It is of exceptional value for permanent pastures and for hay crops. It is very early, coming in ahead of all other grasses, recovers quickly after being cut, and endures close cropping by cattle. All kinds of stock relish it greatly and if cut when it comes into flower makes excellent hay. Thrives well on all soils and attains its greatest perfection on strong, moist and clay lands. (14 lbs. per bu.) **Per lb., 40c; 10 lbs., \$2.80; 100 lbs., \$25.00.**



**Tall Meadow Oat Grass**—(*Avona Elatior*)—The earliest of all the grasses and the one that has naturalized itself all through the Western States. It is the first grass to show itself in spring, and grows rapidly in good soil, showing a height of 4 feet by June. It should be cut for hay just as coming into bloom; will furnish two and three cuttings per year, and is invaluable for early and late pasturage, furnishing a nice, sweet and tender herbage. Sow, when alone, 20 to 25 lbs. per acre. (10 lbs. per bu.) **Per lb., 55c; 10 lbs., \$4.50; 100 lbs., \$40.00.**

**Kentucky Blue Grass (June Grass, or Smooth-Stalked Meadow Grass; Fancy Cleaned)**—(*Poa Pratensis*)—One of the first grasses to start in the spring; much relished by all kinds of stock, and succeeds on a great variety of soils, particularly on rich, moist lands. Fancy cleaned seed. (20 lbs. per bu.) **Per lb., 70c; 20 lbs., \$5.50; 100 lbs., \$39.00.**

**Red Top, Choice**—(*Agrostis Vulgaris*)—Grows on almost all soils, but best on moist lands; should be included in all mixtures for seeding down wet or marsh lands. (15 lbs. per bu.) **Per lb., 40c; 15 lbs., \$5.00; 100 lbs., \$27.00.**

**English Rye Grass**—(*Lolium Perenne*)—One of the best and most nutritious grasses for permanent meadows and pastures; it endures close cropping and recovers quickly after cutting. Does best on strong, rich soils. (24 lbs. per bu.) **Per lb., 30c; 24 lbs., \$4.25; 100 lbs., \$14.00.**

**Italian Rye Grass**—An excellent variety producing a nutritious feed in early spring; if sown early will produce a large crop the same season. (18 lbs. per bu.) **Per lb., 30c; 10 lbs., \$2.00; 100 lbs., \$14.00.**

**Timothy**—(*Phleum Pratense*)—Dakota grown; thoroughly recleaned; the best Timothy Seed on earth. You know what

Timothy is, and you can grow it. A few years ago it was almost unknown to the farmers and stock growers of South Dakota; today it is growing successfully in the eastern half of South Dakota, from the south to the north line. Most farmers have their Timothy and clover meadows and pastures. Our seed is all northern grown, and of the very best grade. (45 lbs. per bu.) **Pound, 20c; 10 lbs., \$1.50; 50 lbs., \$5.00; 100 lbs., \$9.00.**

**Pasture Mixture**—There are certain desirable mixtures of various kinds of grasses that give you the best results on highlands or lowlands. As we have made a study of the proper mixtures for this purpose for many years, we can give you better results than if you selected your own. You can readily understand that it is our interest and desire to secure for you the best results from anything you purchase from us. Consequently, we spend lots of time and money in studying the various grasses and knowing where they will succeed best. In ordering pasture mixture, state whether it is for high or low land or for hog pasture. Each of these require an entirely different mixture. By securing this best mixture, you can ordinarily pasture fifty per cent more stock per acre than you can with most of the ordinary or a single variety of grass, besides having a continuous pasture from early in the spring until it is covered with snow in the fall.

**Upland Pasture Mixture**—Per lb., 25c; 25 lbs., \$5.00; 50 lbs., \$9.50; 100 lbs., \$18.00.

**Lowland Pasture Mixture**—Per lb., 30c; 25 lbs., \$5.50; 50 lbs., \$10.50; 100 lbs., \$20.00.

**Hog Pasture Mixture**—Per lb., 20c; 25 lbs., \$2.75; 50 lbs., \$5.25; 100 lbs., \$9.75.

## Victory Oat

The greatest attempt ever made to increase per acre production of food stuff was made by the Canadian Department of Agriculture during and since the war. There has been some remarkable results—there were also many failures. The most remarkable increases attained by and through new varieties, is the new wheat **Ruby**, that seems to be able to crowd all other varieties of wheat off the map and is adding millions of dollars of agricultural wealth to our wheat growing states and making wheat growing states out of some that had passed through the wheat stage. Then came the introduction of the Hullless Oat. An oat that threshes as clean as wheat or rye and with a yield this past season of 2,295 pounds of solid oat grain per acre. This grain, testing 51 pounds per measured bushel, is specially valuable to the oat meal mills and the grower of hogs and calves. Now we are placing for your considera-

tion and judgment the new Victory oat. This comes from the Canadian Department of Agriculture, and as its name implies, was introduced at about the time of the armistice. It comes well recommended with a high yield record, a straw that is strong, able to withstand the storms that are often disastrous to the oat fields, strong enough to hold up safely to maturity the heavy heads of grain, and early enough to be classed as first early. What more may we ask of this oat? Our entire supply of this Oat was grown for us in Canada. Crop of 1922 produced from certified seed and each bag or package of this oat will contain our certificate of purity. Sow 2½ bushels per acre at Yankton or south of this point. If you live North and West reduce quantity of seed per acre. **Price; 10 lbs., 80c; 32 lbs., \$1.95; 160 lbs., \$9.00; 320 lbs., \$17.00; 640 lbs., \$33.00.**





Lawn from Gurney Seed—South Dakota State Capitol Building

A photograph of the Capitol building at Pierre, South Dakota, together with the lawn surrounding same. These grounds were planted with our special lawn mixture in May; this photograph was taken in early September and shows something of the luxuriant growth of the grass and the beautiful lawn surrounding this elegant new Capitol building. The marvelous beauty of this perfect lawn produced in so short a time has created a great deal of favorable comment among the newspapers of the Northwest, some of them devoting columns to it. Gurney's Lawn Grass will produce this kind of a lawn anywhere. South Dakota is to be congratulated on its fine building and beautiful lawn.

**Capitol Lawn Mixture**—It is made up of the seed of several fine leaved grasses, selected and recommended by the experts of the Agricultural Department at Washington, after

a series of most careful experiments extending over several years. We can conceive of no better authority on the subject than these painstaking investigators. It may be said here concerning all these special purpose grass mixtures that they are based mainly on the results of these field trials at the department and at various State Experiment Stations. The mixture offered here for lawn purposes has been tested thoroughly under the severe conditions of our climate, and has proven so generally satisfactory as to fully warrant us in claiming them to be unexcelled. **Pound, 60c; 10 lbs., \$4.75.**

**For shady places,** certain fine grasses are used that show a particular aptitude for maintaining their growth in the shade of trees. These grasses are generally shy seeders and consequently the seed is high priced, as will be noted in our price list, but the results obtained will fully warrant the cost. **Pound, 60c; 10 lbs., \$4.75.**



KENTUCKY BLUE



ORCHARD



RED TOP



TIMOTHY



## Pedigreed Stock of Seed Grain

I have a great many letters during the season from planters of seed grains, asking for a reduction in the prices at which the goods are quoted. We think a word of explanation here would show the reasonableness of the charge which we make for these grains. There is a much larger cost attached to the production of these better grades of grain than to the grain

grown in the ordinary way. In the recleaning there is a great shrinkage, as we take out all of the small grains and light ones, and give you none but the very best grade of grains. We do not believe that you can object to the price we charge for this extra fancy stock. There is but little profit to us in the grain at the prices at which we catalog them.

### Flax, Minnesota, No. 25



This wilt-resistant Flax is a selection made by the Minnesota Experiment Station from stock received from the Department of Agriculture at Washington, and in repeated trials at the Minnesota Station and points in the Northwest it outyields all other varieties of Flax from two to four bushels per acre, and where other Flax wilts and fields are entirely destroyed this has stood perfectly. Not in all cases, but nearly all.

If you can increase your yield even one bushel per acre by planting this Flax and have the added advantage of leaving your ground clean and free from foul seed on account of planting absolutely clean Flax, you would be ahead if you could secure the common dirty Flax for nothing. **56 lbs., \$4.00; 560 lbs., \$39.00.**

### Buckwheat

Buckwheat should be sown about the middle of June, broadcast, at the rate of from one to three pecks per acre.

**Silver Hulled**—A great improved variety. It is in bloom longer, matures its crop sooner, and yields twice as much as the ordinary sort. In a great many sections of the United States Buckwheat is not a paying crop, if you figure on using it as you would other grains, like wheat or oats. There is no crop that will yield a greater amount of food for fowls than Buckwheat. We know of one case where one quarter-acre field furnished seed for over 300 chickens for three months. They were allowed to harvest the crop themselves. **1 lb., 25c; 12 lbs., 90c; 50 lbs., \$2.60; 100 lbs., \$4.75; 1,000 lbs., \$45.00.**

**Japanese**—Larger seeded than Silver Hull. Seed black, good yielder. About equal to Silver Hull in all ways and for all purposes. **1 lb., 25c; 12 lbs., 95c; 50 lbs., \$2.75; 100 lbs., \$5.00; 1,000 lbs., \$48.00.**

### Spring Rye

**Spring Rye**—On account of the extremely dry fall of 1922, the acreage of winter wheat and winter rye is cut at least 25 to 40 per cent. The demand for each will be very heavy in the fall of 1923 and by planting spring rye, which matures its grain the same as spring wheat, absolutely free from rust and an extremely hardy grain, you can help to decrease this shortage by a good liberal planting of spring rye. We had an excellent crop of this in 1922.

I think we have refunded more money on account of being unable to fill your orders for Spring Rye in past years than any other one item that we list. It seems that most every farmer wants to plant some of this but has been unable to secure the seed. In trying to overcome this difficulty we planted last spring a large acreage of the Spring Rye and harvested a very good crop. In fact, the yield was better than thirty bushels per acre. We have saved all the seed of this genuine Spring Rye, and think we have ample to fill all your orders this season with strictly first-class seed.

Spring Rye is equal to Fall Rye for all purposes excepting summer pasture. It allows you to increase the acreage of small grains where you have failed to plant all the rye and fall wheat that you wanted at the proper time. Our last planting of Spring Rye was the 12th of April, and on account of a very dry April did not germinate for more than ten days after that. It can be sown as late as oats and nearly as late as barley, and still produce a good crop. For bread making purposes it would be identical in value with the Fall Rye.

Sow from five to eight pecks per acre, depending on the average rainfall in your locality. Where the rainfall is apt to be deficient sow a less amount of all kinds of small grain than where the rainfall is ample. You will secure a better yield.

**Per lb., 20c; 14 lbs., 90c; 28 lbs., \$1.25; 56 lbs., \$2.00; 560 lbs., \$17.50.**

### Winter or Fall Rye

This valuable forage plant produces pasture from early in the spring until late in the fall if sown in the spring. It seldom produces any head and gives you good pasture all summer. It is also an excellent fertilizer, plowing it under in mid-summer. In sowing the same variety in September it produces a crop of seed for the next year. **14 lbs., 70c; 56 lbs., \$1.50; 560 lbs., \$14.50.**

### A Desirable Hog Pasture

One of the best quick growing hog pastures may be made by sowing one bushel of Fall Rye, 5 pounds of Dwarf Essex Rape and 10 pounds of White or Yellow blossomed Sweet Clover to the acre. Mix, sow and drag in well in early spring; the fall rye and rape makes an all summer pasture and the sweet clover will give remarkable results for the next year. This pasture mixture for hogs has given good returns in increased pork production; you cannot grow hogs profitably without ample pasture. This has been demonstrated many times. We print a large bulletin, "HOGGINDOWN." It's free and if you are a grower of hogs you should have it. It helps.

**Thirty Cents per Acre for Dependable Seed Corn**


SPRING RYE



## Barley

**University, No. 105 (New Barley)**—For several years the Minnesota State Experiment Station has been breeding and testing many varieties of barley with a view to producing an improved sort that would lead all other kinds in the matter of yield. This ambition, the station considers, has been realized in the new six-rowed variety here offered under the name of

University No. 105. In comparative tests covering a period of several years and made side by side with the best known and most popular varieties, it has proven to be the heaviest yielder, and from any standpoint a most valuable acquisition. It is early, uniform in maturing and pure. **48 lbs., \$1.25; 480 lbs., \$11.50.**



**Odebrucker Barley**—In this age of improvement in grain, barley has come in for its share of attention, and experiments have shown wonderful progress in securing better grades and yields.

The Wisconsin Agricultural College has taken a leading part in the improvement of barley, and in introducing the Odebrucker they are beyond question several years ahead in improvement of all other varieties. The Odebrucker is a better color, heavier yielder and the very best barley that can be grown. The seed we offer is produced from seed secured direct from the Wisconsin Agricultural College and the quality is certainly fine, and we ask all our intended customers to send to us for a sample of it, which we will be glad to submit. The quantity of available seed of this new variety is not large, and we would advise all barley growers to make their orders early for this. **48 lbs., \$1.25; 480 lbs., \$11.50.**

**Beardless Barley**—This barley will mature in 60 days from date of sowing under ordinary conditions. A barley without beards. This must be admitted by all as a very desirable thing. Most of you have threshed barley and some of you have been in the stack and you know what bearded barley is. The greatest advantage lies in the extreme earliness, which makes it absolutely desirable, if not indispensable, for early feeding when old grain is scarce. Being a sport from the old bearded barley, there may appear a few heads in the field showing beards. **12 lbs., 75c; 43 lbs., \$1.75; 240 lbs., \$8.00.**

**Blue Hulless Barley**—Has no hulls. Earliest and best hog feed grown. Yields immense crops. Better for feeding purposes than other barley. Plant for earliest feed. **15 lbs., 85c; 24 lbs., \$1.50; 48 lbs., \$2.50; 240 lbs., \$10.00; 480 lbs., \$19.00.**

**White Hulless Barley** (See colored photo, page 68)—Has neither beards nor hulls, extremely early, making it very valuable for hog feed, yields immense crops that thresh out from the hull just as wheat does, better and richer for feeding purposes than any other barley. This barley is also used in large quantities for bread making purposes and makes an excellent bread, normally producing from two to three times the yield of the best wheat. **15 lbs., 85c; 24 lbs., \$1.50; 48 lbs., \$2.75; 240 lbs., \$11.00; 480 lbs., \$21.00.**



## Bearded Speltz or Emmer

It makes a good crop with almost any condition of soil and climate. It is neither wheat, rye nor barley, and yet it appears to be a combination of these. It is more like wheat than any of the others mentioned. For fattening cattle, poultry, horses, sheep, pigs, etc., it is claimed to be ahead of other grains; in fact, all kinds of animals seem to thrive on it. Speltz is claimed to be ahead of corn, superior to oats and more profitable than wheat. Yields 80 to 100 bushels of richer food than corn, besides giving as much as four tons of good hay per acre.

Excellent for pasture and can be fed in the green state. As green grass hay food it often gives 100 leafy stalks from one seed, which shows its heavy stooling properties. The heads are somewhat similar to two-rowed barley, the spikeless being separated from each other in such a manner that the crop is not easily injured by the weather. It is a heavy yielder. Will grow well and produce enormous crops on land where wheat will not grow. **25 lbs., \$1.00; 50 lbs., \$2.00; 100 lbs., \$3.20; 500 lbs., \$14.00.**

## RUBY SPRING WHEAT

### Ten Days Earlier Than Marquis

Purity Certified by Canadian Department of Agriculture

Does this mean anything to the wheat grower? When Marquis was introduced it was claimed to be one week earlier than other varieties of spring wheat and it is. Marquis almost revolutionized the growing of spring wheat. It was claimed to be rust resistant, more so than any other spring wheat and it was. People who had not grown spring wheat for years went in and made good crops and good money. Now we offer to you a new wheat bred and introduced by Dr. Chas. E. Saunders the Dominion Cerealist, Ottawa, Canada, the man who gave us Marquis and the Early Red Five. This alone warrants you in planting this new Ruby which is even more rust resistant than Marquis; is ten days earlier and from best information we can secure yields equal to Marquis, with the added advantage of escaping the black rust the great Spring Wheat Peril. Ten days earlier than Marquis means ten days less risk of hail, wind, storms and drought.

All of these must be taken in consideration by the spring wheat grower. Ruby is produced on good stiff straw that tends to prevent lodging—the kernel is large, plump and of the most excellent quality for bread making and is so recognized by the millers. Brother Philip made a close investigation of the small field grown in North and South Dakota last summer and reported that nearly all growers had contracted their surplus seed to their neighbors for as much as \$8.00 per bushel. A neighbor who had seen the field grow and mature and comparing it with his own and then ready to pay \$8.00 per bushel for seed would seem to me to be the only recommendation this new Ruby would need. Our seed for this year is Canadian grown, produced from seed direct from the Department of Agriculture. This insures its purity. **Price: 60 lbs., \$4.00; 120 lb., \$7.75; 240 lbs., \$14.75; 600 lbs., \$35.00.**

Certified Seed Potatoes Are Worth the Difference in Cost.



## Millet

**Early Fortune**—This has come to be one of the most valuable crops that the farmer can raise, the seed being the richest and most valuable stock food that can be produced, while the hay is very valuable for stock. A very much prized peculiarity of this millet is that the seed ripens while the hay is yet green, when, if cut properly, can be threshed for seed, while the hay makes excellent fodder after being threshed. **Pound, 20c; 100 lbs., \$4.00.**

**Liberty Millet (German)**—Planted on good land, produces a large crop of hay or forage during the summer months and leaves the ground in the finest condition for wheat. There is no larger yielding forage plant. Seed is valuable for poultry. (Bushel, 50 lbs.) Sow  $\frac{1}{2}$  bushel to the acre. Values constantly changing. Write for prices. **1 lb., 20c; 50 lbs., \$2.00; 100 lbs., \$3.50.**

**Japanese Millet**—All things considered, we call this the most valuable thing in our whole list of forage plants. It has been sold under different names, as "Billion Dollar Grass," "Steel Trust Millet," etc. We recommend it for the following reasons: First, it makes more hay than German Millet or any other. Second, although it grows so large, sometimes seven or eight feet high, the hay is of the most excellent quality, superior to corn fodder. Third, it is adapted to all sections and a great success wherever tried. It does well on low ground. Fourth, two crops a season may be cut from it, or, if left to ripen, it will yield almost as many bushels of seed per acre as oats. Fifth, it requires less seed per acre than any other millet, 20 to 30 pounds being sufficient. Sixth, it makes fine silage, especially if mixed with soja beans or sand vetch. Seventh, it is highly endorsed and recommended by the U. S. Department of Agriculture, by all Experiment Stations and by seedsmen generally. Be sure to order of us, as we are headquarters. Treat it exactly as you would German millet, only sow it a little earlier for best results. We know it will please you. (40 lbs. per bu.) **1 lb., 25c; 10 lbs., \$1.25; 40 lbs., \$2.75; 100 lbs., \$5.00.**

**The New Siberian**—The most wonderfully productive and satisfactory forage plants possessing in a superior degree all the essential merits of any of the older sorts, besides many other points of excellence that distinguish it and render it a most valuable addition to the list of forages and which destines it to take front rank if not lead all the rest. It is said to have come from Russia, which would, of course, give it vigor and hardiness not possessed by those originating in a warm climate. **1 lb., 25c; 50 lbs., \$2.35; 100 lbs., \$4.25.**

**Kursk Millet**—This very valuable millet is one sent out by the Department of Agriculture several years ago. We find that it will produce more hay in the dryer regions than any other variety of millet you can plant. The color of the seed is red like the Siberian, only a little darker in color. It yields heavy crops of seed and forage. We especially advise the planting of this in any section where the rainfall is not ample and regular. Sow 20 pounds to the acre. **Price, 1 lb., 25c; 50 lbs., \$2.50; 100 lbs., \$4.50.**

**Hog Millet**—We have tried in the last two catalogs to discontinue the use of the words "hog millet." The millet known as hog millet is also known as Broom Corn, Manitoba and Early Fortune Millet. It comes in several colors, the clear white, which is the genuine Hansen's Siberian Proso, the yellow, the red and the black. All of these millets yield immense quantities of seed which is exceptionally valuable for feeding purposes. There are several varieties of Proso; we are listing them under the name of Proso and under their old names which should not have been given them; it would be just as reasonable to call corn "cow corn" as it was to name the Proso "hog millet." These Prosoes are not as desirable for hay as for grain and millions of pounds of this grain is used in the Siberian and Russian countries for human food; in fact, we have used it and found it extremely palatable. **1 lb., 20c; 10 lbs., 85c; 50 lbs., \$2.25; 100 lbs., \$3.75.**

## Professor Hansen's Siberian Proso

There are a number of varieties of **Proso** brought over by **Prof. Hansen** previous to this one. This is the best, and other varieties should not be confused with this large seeded **Hansen's White Siberian Proso.**

In **Professor Hansen's** various trips to the Siberian country he has brought many valuable forage plants, vegetables and flowers to the United States. The Siberian Proso is one of the very valuable ones. The protein contents of Proso compare very favorably with that of wheat and it is an excellent food for human consumption. It can be ground with wheat and makes excellent bread, and it alone makes one of the very best of breakfast foods, higher in food value than probably any grain now used for the purpose.

"A large-seeded white-grain millet of the Proso type grown by the Kirghiz Tartar nomads in the Semipalatinsk region as a grain for their stock; also grown extensively by the Kirghiz for themselves, produced in their climate, where the annual rainfall is about eight inches. It will probably yield well on the driest upland in the driest years in all our western states. When it is hulled and cooked for the table the Russians call it '**Kasha**,' and it is very extensively used in European Russia, Siberia, Turkestan, Mongolia, and other parts of Asia, especially the driest regions.

"This variety was extremely productive here at Brookings the past season, the yield being over four bushels of grain from one pound of seed sown thinly at the rate of five pounds per acre."


This is a specially valuable grain. For feeding stock, poultry, and everything of that kind Proso is equal to or better than the wheat.

Proso is also specially valuable as a summer catch crop, something that can be planted very late. It can be planted as late as July 15th and still mature a crop of grain and hay. Do not consider that Proso is going to produce much hay to the acre or be of great value. It is a grain crop, the hay or straw being equal to, at least, that of wheat or oats straw.

There are so few later catch crops that Proso will be used extensively on land that has had an early crop removed from it or where it has been drowned out and not in shape to work until mid-summer. Sow 12 pounds per acre. **Price, 1 lb., 30c; 3 lbs., 60c; postpaid; 10 lbs., 80c; 25 lbs., \$1.75; 50 lbs., \$2.75; 100 lbs., \$4.75.**

undoubtedly identical with the yellow oat known as Sixty-Day Oat. There were two importations from Russia; one has come out under the name of Sixty-Day and the other as Kherson. They both outyield all others.

Our seed from this variety is secured from seed of the original Taylor importation, and is absolutely pure Kherson Oats. It is a smaller oat than most and takes at least one peck less per acre for sowing. This oat should be largely planted, as the difference of 10 to 15 days in earliness of maturity will escape the rust period; save that much risk of winds, hail and bugs. It also lengthens the harvest season, allowing you to get along with less high-priced help. **Price, 32 lbs., 85c; 64 lbs., \$1.60; 320 lbs., \$7.00.**



PROFESSOR HANSEN

## Seed Oats for Spring 1923

Owing to the light weight and generally poor grade of the 1922 oat crop, good quality seed oats is going to be very scarce. We have stored in our warehouses very high quality oats of the various varieties listed on this page and page 83, and at the reasonable prices you should not hesitate to buy liberally.

### Kherson Oats

Made larger yields and weighed better than any others. We believe it to be the very best for the Northwest. This oat is

Certified Seed Potatoes Are Worth the Difference in Cost.



## 2295 Pounds of Hulled Oats Per Acre

Our Mr. Hennesberg went to Elberta, Canada, to load our Hulless oats and secure such information as he could in reference to them, that would be of value to yourselves and ourselves. He wrote us under date of December 16th that Liberty Hulless ripened about the same time as Victory Oat, threshed this last season 45 bushels of hulled oats, testing 51 pounds per measured bushel, or a total of 2,295 pounds of oat meat to the acre; that they had been grown many hundred miles north of there profitably. With this information you can readily see the hulless oat is a great addition to the grain crops of the country.

### Hulless Oats—Ottawa 480 Liberty

Threshes out like wheat or rye, the berry as large and plump as the best rye. Equal to or better than the best rolled oats for breakfast food, the whole berry cooks quickly and retains its shape like rice.

We have investigated Hulless Oats for a number of years and find it a very desirable grain from every standpoint, most valuable to the grower of live stock, as you get entirely away from the irritating effect of the oat hull when fed to young pigs or calves. Feeders have used many devices to remove the hull before feeding but have either wasted a good part of the grain or the method has been too expensive. Many feeders have bought from the Oat Meal mills what is called Oat Flour, that part of the grain too fine for rolled oats. This has been expensive, but seemed the most desirable way.

With this introduction of the Ottawa 480 Liberty Hulless Oat we have eliminated your difficulty, and you may now grow your own breakfast food and the hulled oat for the small pigs and calves.

Liberty Hulless originated in the Province of Saskatchewan, Department of Agriculture, Elberta, Canada, which insures its hardiness and adaptability in all parts of the United States.

Liberty Hulless does not yield as many bushels of hulled oats as varieties of common oats with hulls, but you must remember there is as much feed in one bushel of Liberty Hulless as in two bushels of the other, and as much value for feeding young stock as in three bushels of common oats, so a yield of one-third as many bushels per acre would equal in value the crop of the common oat.

Our seed is direct from seed from the Canadian Department of Agriculture, and is of remarkable quality.


I am advising a good, liberal trial of this oat this year, and while the price may seem unreasonable it does not make an unreasonable price per acre for the seed. It requires only 45 pounds of Liberty Hulless Oats per acre for seed. Our supply of this Oat is limited to 800 bushels for this year, more cannot be secured, as it does not exist. On this account I advise very early orders. **Prices: 1 lb., 35c; 2 lbs., 65c; 5 lbs., \$1.40; 10 lbs., \$2.60; 25 lbs., \$4.60; 45 lbs., \$6.60; 90 lbs., \$12.00; 180 lbs., \$22.00.**

### Regenerated Swedish Select Oats

The past season the new Regenerated Swedish Select Oats have made some wonderful yields in the Northwest. They are certainly the leading late oats at the present time and it is probable they will continue to be so. It is not unusual to see fields growing 100 bu. per acre and weighing as high as 45 lbs. per measured bushel. Our stock of this oat is strictly pure and at the low price you should sow a good field. **32 lbs., 95c; 160 lbs., \$4.50; 320 lbs., \$8.00.**



REGENERATED  
SWEDISH SELECT



### Iowa's 103 Earliest White Oat—A Descendant of the Kherson

For the last several years we have been getting some very satisfactory reports of yields of the New White Kherson, or New Iowa 103, and have decided that it is absolutely the best of all the early oats from point of color, earliness and yield, consequently we are strongly urging that you plant a quantity of it this year. Our stock is from seed furnished by the Iowa Agricultural College in 1915 to the growers and they have not grown any other variety on their place, so that it is the genuine Iowa 103, or White Kherson. Under date of March 3, 1916, the following letter was received from Professor J. Buchanon, Secretary and Director of Experiments of the Iowa College:

"Your letter of February 17th, in regard to Iowa 103 Oats, received. This is an early White Oats originated here at the Experiment Station by the pure line selection method. After proving its superiority in the Experiment Station test it was distributed to a large number of farmers for co-operative test throughout the state. In 119 co-operative

tests conducted in the years of 1913, 1914 and 1915 the Iowa 103 gave an average of 49.94 bushels per acre, and the home varieties an average of 46.01 bushels per acre, making a difference of 3.93 bushels in favor of Iowa 103. In 32 of the 119 tests the Iowa 103 gave an average yield of 54.4 bushels per acre, and the Kherson an average of 51.50 bushels per acre, making a difference of 2.81 bushels in favor of Iowa 103. I should state here that the Kherson is the parent variety. In 15 of 119 tests the Swedish Select was the home variety used, and the Iowa 103 gave an average of 5.25 bushels more than the Swedish Select. In 11 of the 119 tests the Early Champion was the home variety used, and the Iowa 103 gave an average of 2.8 bushels more per acre than the Early Champion. The demand for this Oat is becoming very large, as in many places, it has outyielded the more common varieties by a wide margin.

"J. BUCHANON, Secy. & Director of Experiments."  
**8 lbs., 35c; 16 lbs., 60c; 32 lbs., 95c; 320 lbs., \$8.00.**

We Pay Transportation Charges on All Single Pound and Smaller Quantities Quoted in the Catalog



## Victory Oat

The greatest attempt ever made to increase per acre production of food stuff was made by the Canadian Department of Agriculture during and since the war. There has been some remarkable results—there were also many failures. The most remarkable increases attained by and through new varieties is the new wheat **Ruby**, that seems to be able to crowd all other varieties of wheat off the map and is adding millions of dollars of agricultural wealth to our wheat growing states and making wheat growing states out of some that had passed through the wheat stage. Then came the introduction of the Hullless Oat; an oat that threshes as clean as wheat or rye, and with a yield this past season of 2,295 pounds of solid oat grain per acre, this grain testing 51 pounds per measured bushel. Especially valuable to the oat meal mills and the grower of hogs and calves. Now we are placing for your con-

sideration and judgment the new Victory oat. This comes from the Canadian Department of Agriculture and as its name implies, was introduced at about the time of the armistice. It comes well recommended, with a high yield record, a straw that is strong, able to withstand the storms that are often disastrous to the oat fields, strong enough to hold up safely to maturity the heavy heads of grain, early enough to be classed as first early. What more may we ask of this oat? Our entire supply of this Oat was grown for us in Canada, crop of 1922. Produced from certified seed and each bag or package of this oat will contain our certificate of purity. Sow  $2\frac{1}{2}$  bushels per acre at Yankton or south of this point. If you live North and West reduce quantity of seed per acre. **Price: 10 lbs., 80c; 32 lbs., \$1.95; 150 lbs., \$9.00; 320 lbs., \$17.00; 640 lbs., \$33.00.**

## Northern Grown Seed Potatoes

We have placed in our immense potato storage warehouses this fall our usual supply of strictly fancy seed potatoes, northern grown, and the very best for seed purposes. The person who plants an acreage of potatoes each year has learned from experience that a change of potato seed from the north to the south pays better than any other seed. Consequently we grow our seed stock in the extreme north, and the big potato grower farther south sells off all his own crop, securing new northern stock each season, in this way often increasing his yield 50 per cent. We are trimming down our list of varieties of that of a few years ago, as it is not profitable to have too

many. I attended an auction sale the other day and saw a lot of potatoes sold. The quality of these potatoes was of the poorest, such as we would leave on the field or gather up and screen out for stock food, probably did not yield more than 25 to 50 bushels per acre. The soil on which they were produced should have given 200 bushels of strictly first-class potatoes to the acre. The party growing these had planted and replanted each season and I suppose had kept the small, or seed potatoes, as he would call it, until they were entirely run out. **Prices on all field seeds are subject to change without notice.**

## Bliss Triumph Potato

This is positively the earliest potato grown, except Gurney's White Harvest. It is the variety you find on the market first in the spring from the south. A nearly round red potato. On account of its earliness it brings the highest price of any potato offered, and as the seed for this variety for the entire south is grown each season in the north, the demand is always heavy for it for seed purposes and consequently higher priced than most other varieties. It yields enormously. We have had reports of 650 bushels per acre, and it is not uncommon to take out fifteen good marketable potatoes from one hill. It is freer from scab than most potatoes. The stock we are offering is of specially fine quality, strictly Red River grown, everyone should plant a quantity of these for first early. **Lb., 35c; 3 lbs., 75c, postpaid; 15 lbs., \$0.80; 60 lbs., \$2.00; 300 lbs., \$9.00; 600 lbs., \$17.00.**

## Green Mountain

This remarkably heavy yielding white potato has forced its way to the front in the northern sections, as one of the main crop varieties of late potatoes. It has produced some very remarkable yields, especially in North Dakota and Minnesota, and is adaptable to almost any part of the country. I believe the Green Mountain averages larger in size than any potato of its class. There are very few small unmarketable potatoes in a field of them. This potato is of excellent quality after the first of January and is especially good for baking purposes. It is a good keeper, and commands readily the highest market prices. **1 lb., 35c; 3 lbs., postpaid, 75c; 15 lbs., 80c; 60 lbs., \$1.90; 300 lbs., \$8.50; 600 lbs., \$16.00.**



## Irish Cobbler

I am quoting from Bulletin No. 176 of the South Dakota State College of Agriculture, on page 700 in a table of a three-year test, indicating that the Irish Cobbler is the highest yielding early potato at Brookings. On page 718 they again refer to it as the best yielding early variety grown in South Dakota. It is grown in every part of the State and is desirable for early and fall markets.

This is a variety of eastern origin that took Horace Greeley's advice to "Go West, young man, go west." It went west and is prosperous. It has found the climate that it desired and is even more profitable in this western country than in the east, the home of its birth. The Irish Cobbler is fast becoming one of the great northwestern market potatoes. It is second early, nearly round, pure white, a good keeper, and of very excellent quality, always cooking dry and mealy. On account of the short, stocky growth of the vine, this potato can be planted closer together than most varieties, ordinarily about one foot apart in the row. **Lb., 35c; 3 lbs., 75c, postpaid; 15 lbs., 80c; 60 lbs., \$2.00; 300 lbs., \$9.00; 600 lbs., \$17.00.**



**Six Weeks Potatoes**—This remarkably early Potato is especially valuable to the market gardener, and for those with a small garden who grow for extra early Potatoes only. It is ready for use ten days ahead of Early Ohio; of excellent quality; abundant bearers and a good keeper. In shape it is identical with the Early Ohio; color much lighter; skin, very smooth, with few very shallow eyes. This should be planted largely and you will be well repaid with results. **1 lb., 25c; 3 lbs., 75c, postpaid; 15 lbs., 80c; 60 lbs., \$2.25; 300 lbs., \$10.00; 600 lbs., \$18.00.**



SIX WEEKS

Certified Seed Potatoes are Worth the Difference in Cost.



**Early Ohio**—Early Ohio is the most popular early Potato in this country. We have more calls for it than any other variety. Every potato grower knows what it is, and knows just about what it will do in his locality. It is the Standard Extra Early the country over, and other varieties are measured by it. We will venture to say that not one farmer in ten the country over who thinks he has Early Ohio has pure stock. Most of them do not know that they are mixed. But Early Ohio is an old variety and has become frightfully mixed throughout the United States. Farmers and market gardeners better sell off their own Ohio and get some pure. They are grown under conditions that make them cost more than common stock. They are selected, with the utmost care and the result is grand, such as to delight every one who knows and appreciates a good Potato. **1 lb., 35c; 3 lbs., 65c, postpaid; 15 lbs., 80c; 60 lbs., \$1.90; 300 lbs., \$8.75; 600 lbs., \$16.50.**

**Gurney's White Harvest Potato**

(See Colored Plate, Page 34)

**1 lb., 40c; 3 lbs., 85c, postpaid; 15 lbs., \$1.50; 60 lbs., \$3.00300; lbs., \$13.00; 600 lbs., \$25.00.**

**Gurney's Bugless Potato**

(See Colored Plate, Page 34)

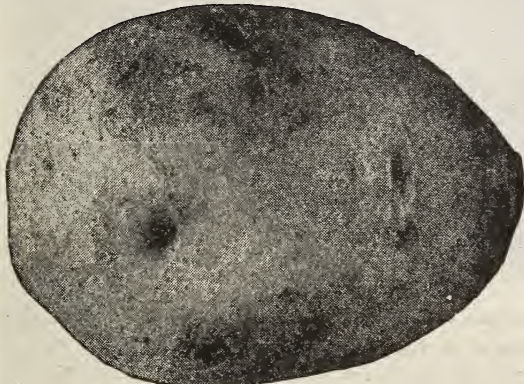
**PRICE—1 lb., 35c; 5 lbs., postpaid, \$1.30; 15 lbs., by express, \$1.50; 30 lbs., \$2.00; 60 lbs., \$3.00; 300 lbs., \$13.00; 600 lbs., \$24.00.**



EARLY OHIO

**From G. E. Ferster, Stillwater County, Mont.**

I wish to compliment you upon the wonderful seed which you sent. We think them wonderful. Our garden this year was the best in years and our altitude is over 5,000 feet. I want to make special mention of the Table Queen Squash and Bugless Potato. I grew 350 pounds of Bugless Potatoes from five pounds of seed. Your Crisp-as-Ice-Lettuce given me for trial was the finest we ever had. I could tell you a whole lot more good things if you had room to publish them.



RURAL NEW YORKER

**Rural New Yorker No. 2**—Well known now the country over and very largely planted for profitable main crop. Rurals are now quoted in all the leading markets of the country along with Burbanks and other standard sorts, and usually they are quoted higher than Burbanks. They are certainly more profitable to raise. When Rural No. 2 first made its appearance as sent out in 1889 by the Rural New Yorker it introduced an entirely distinct class of Potatoes, unknown up to that time. The class is characterized by long, rather spindling vines, with dark colored stalks, dark green leaves and purple blossoms; tubers nearly round, flattened, with very smooth, pure white skin, uniform size, quite numerous in the hill, always very attractive in appearance. Our stock of Rural New Yorker this year is a splendid one, and our prices are certainly very reasonable. **3 lbs., 75c, postpaid; 15 lbs., 80c; 60 lbs., \$1.80; 300 lbs., \$8.50; 600 lbs., \$16.00.**

**Sam H. Larson, White River, S. D.**

This is a picture of the sweet potatoes produced from two pounds of your seed; three bushels of potatoes in the field and we ate a number before digging time. I received first prize on the Prof. Hansen prosco, and on the best ripe tomatoes at our County Fair.



Hulless Oat

An actual photograph of the grain from two heads, grains exactly natural size. The two heads were not selected but were picked up on the field by our Mr. Wensberg more than three months after the field was harvested. The grain had not shelled, though it threshes easily. This field produced 2,295 pounds of hulled oats per acre, just as clean when they come from the machine as those in the Photograph. A pure field of **Liberty Hulless**, the field in which all the seed we have for you was grown, the highest yielding and best field produced in 1922. The grain which we will send you tests better than 50 pounds per measured bushel. Canadian grown, purity guaranteed, a certificate of purity in each package. See page 65 for further description and price.



**Sweet Potatoes**

These Sweet Potatoes are the Early Jersey variety and the most satisfactory for northern planting. We can furnish you for shipment about April 1st the seed Sweet Potatoes. If you care to grow your own plants, it is necessary to plant the potatoes, grow the sprouts and transplant just as you would tomatoes. The potatoes should be planted by the 10th of April, the sprouts transplanted from the 15th of May to as late as July 1st. The potatoes must be planted immediately on their arrival as they decay rapidly at that time of the year. If you do not care to grow your own plants we can furnish the plants; and refer you to the greenhouse section for prices. **Potatoes, per lb., 40c; 5 lbs., \$1.70; 10 lbs., \$2.90.**

**Spring Rye**

Do you know there is a 25 per cent shortage of fall rye acreage this year? Caused by dry weather in the fall of 1922. This means a great shortage in the 1923 crop unless you assist in overcoming it by planting liberally of the **Spring Rye**. Spring Rye yields nearly as well as fall rye and may be planted at same seasons as other grain. We had grown for us on contract, large fields of this in 1922 and are in good position to furnish your needs. Past years we have had to refund money on more than half our orders for Spring Rye on account of lack of seed. We anticipate a very large demand this spring.

All Prices Subject to Change Without Notice.





DWARF ESSEX RAPE

### A Proper Hog Pasture

for the least money. Something you may turn the hogs on soon after planting, something that you may use and get value received from this season. If that is what you are looking for sow **56 lbs. of Fall Rye, 5 lbs. Dwarf Essex Rape and 10 lbs. White or Yellow Blossomed Sweet Clover per acre.** Mix thoroughly if sowing by hand; if by machinery, mix rape and clover for one sowing and plant the rye separately. This insures an even stand.

### Dwarf Essex Rape

This forage plant has rather forced its attention on the grower of stock as the seedsmen, generally, have neglected to tell of its value. A great many farmers have realized its value, and made use of it for a number of years, but the percentage of people planting it is so small that I want to impress it on you, especially this season, that the Dwarf Essex Rape will grow and thrive, and be profitable in so many places on your farm where you are not getting the full benefit of that land, that you should watch for every place, no matter how small, and plant this rape seed. In the spring when you are sowing small grains, sow it at the rate of 4 pounds per acre with your grain. This will furnish valuable pasture after harvest, and on account of the start it has before harvest, requires but little moisture in the latter part of the summer to make a good crop. Plant it with fall rye at the rate of about three pounds to the acre in the months of April or May, and it will make you a good pasture with the rye in summer. Plant it by itself at the rate of 5 lbs. per acre and see the immense yield of forage it will produce. Sow it at the rate of 3 lbs. per acre with your last cultivation of corn. This is undoubtedly the most profitable place to sow rape seed. If you are hogging the corn down, the hogs will clean the rape as well as the corn. If you husk your corn and pasture the corn stalks all kinds of stock eat it readily, and this gives them green food with the dry. Dwarf Essex Rape is the only variety that is valuable. We would advise placing your order early.

**Price: 1 lb., 25c; 10 lbs., \$1.75; 25 lbs., \$3.75; 50 lbs., \$7.00; 100 lbs., \$12.00.**



C. A. FERRIS, IN SUDAN

#### From Mrs. C. A. Ferris, Rosebud County, Mont.

I am sending you some pictures of Sudan and Hansen plums. These did well with us. People think they cannot grow fruit here but I know we can if we get the right varieties.

### Sudan Grass

Sudan Grass was introduced into the United States in 1909 from Sudan under the name of Garawi. One-half pound of seed was received, and the results were so very promising that plans were immediately made for testing it out thoroughly in all parts of the United States. As a result of these tests, the Department of Agriculture reports that Sudan Grass will be of the greatest value in the Central States, and especially in the parts of Texas, Kansas, Oklahoma, Nebraska and Colorado that are deficient in rainfall. These dry regions have no other satisfactory hay crop and Sudan Grass will be of immense value there.

Sudan Grass is strictly an annual and dies each year like millet and must be seeded again each spring. This makes it fit admirably into any system of rotation, and while it does not benefit the soil like legumes, it does afford a change in crop and this is a good thing for the soil. Sudan Grass is tall, reaching a height of from 7 to 9 feet. The stems are very small and are rarely thicker than a lead pencil. The plant stools wonderfully and produces, under favorable conditions, as many as 100 stalks from a single root.

Makes good when it is dry; makes better when it rains.

Produces from 3 to 5 tons of hay per acre when planted in 3-foot rows.

Takes about 4 pounds of seed per acre to plant in 3-foot rows.

Can be cut from two to four times per season.

Stock eat it in preference to all other hays including alfalfa.

Analyzes 9.13 per cent protein.

Has been grown successfully in all kinds of climate under all sorts of conditions.

**Prices: 1 lb., 30c; 3 lbs., 75c, postpaid; 10 lbs., \$2.25; 50 lbs., \$9.50; 100 lbs., \$18.00.**

#### Sudan—Wonderful Value to the Dairyman

Sudan has demonstrated its value above most other forage plants for just ordinary hay purposes. Most planters estimate its value for the first crop which on ordinary land in an average season will yield up to four and one-half tons of dry hay per acre. There is almost an equal value in the second crop. In some places this matures for a second cutting of hay, but in my estimation its greatest value is green pasture for the cows. At about this time of the year pastures are dry or only producing about one-half feed for the stock pasturing on it. This pasture supplemented by a fair acreage of Sudan will keep up the quality and quantity of the milk flow. Try it.



SUDAN OVER 7 FEET HIGH



**Sorghums, Saccharines and Non-Saccharine**

**Pencilaria Pearl Millet**—This mammoth millet is unlike any other millet grown, and is often referred to as Cattail Millet on account of the resemblance of the head to that of the cattail, grown in the sloughs. The millet grows to a height of 10 feet; produces a wonderful amount of forage and will produce two crops in one season. It requires about 12 lbs. of seed per acre. **Price, per lb., 35c; 10 lbs., \$2.25; 50 lbs., \$10.00.**

**Kaffir Corn**—Grows from 5 to 7 feet high, making a straight upright growth with enormous wide leaves. The stalks keep green and are brittle and juicy, not hardening like other varieties of Sorghum, making excellent fodder, either green or dried, which is highly relished by stock. The seed heads form at the top of each stalk. For the grain sow in rows three feet apart, three to five pounds of seed to the acre. For fodder, sow 50 lbs. either broadcast or in drills. **Lb., 20c; 25 lbs., \$1.75; 50 lbs., \$3.00; 100 lbs., \$4.50.**



**KAFFIR CORN**

**Dwarf Broom Corn**

We have discontinued offering any of the tall growing varieties of Broom Corn. We have sold that continuously for years and without cataloging the Dwarf variety we have sold each season, through correspondence, several times the quantity of Dwarf than we have of the tall. This demonstrates to us that the grower wants the Dwarf variety, which is better from every standpoint. The Dwarf Broom Corn stands up better than the taller varieties, is practically free from crooked brush. The fiber is long and fine and commands always the highest market price. **1 lb., 25c; 10 lbs., \$1.50; 50 lbs., \$4.00; 100 lbs., \$7.50.**

**Cane or Sorghum**

Sorghum (or Sugar Cane) in the West is not at all appreciated, and we wish to call the attention of farmers everywhere to the great value of Sorghum as a pasture and fodder crop, and to the particular advantage to be gained by growing it. Sorghum may be made to furnish the principal provender for cattle and horses from August until the following spring. As a summer pasture for sheep, a wide field is likely to be opened up by it. As a soiling food for swine it is most excellent, and the seed furnishes a splendid food for fowls. It grows right along through the severest and most prolonged drouths.

**Early Amber Cane**—This popular and well known variety is the earliest. **Lb., 25c; 10 lbs., 90c; 50 lbs., \$3.00; 100 lbs., \$5.00.**

**Dakota Grown Amber Cane**—We have quantities of cane grown for us each season in Dakota, and while we do not claim better yields for it than other canes, we do claim earliness and drouth-resistant features over other canes. **1 lb., 25c; 10 lbs., \$1.00; 50 lbs., \$3.00; 100 lbs., \$5.50.**

**Branching Yellow Milo Maize**


Grows from 5 to 7 feet high, stooling from the ground, sending out heads of great size, often weighing three-quarters of a pound, sometimes a full pound after ripe. Cattle, horses and hogs will eat it readily. Tests show that during the severe drouth corn dried up within a few feet of it. Five to ten pounds will plant an acre. **Lb., 20c; 10 lbs., 85c; 100 lbs., \$4.00.**

**Fcterita**

This is another valuable stock food. It has been recommended generally for chickens and other fowls. It is probably the best of all the grains for that purpose, but that is only a portion of its value. All kinds of stock relish it, and on account of its immense yield, producing in a reasonable season 100 bushels per acre, it makes it almost necessary that you plant a quantity of this in order to secure the greatest profit from your farm. The greatest advantage in planting Feterita over other grains is its drought-resisting qualities. It will produce a crop on probably less moisture than any of the farm crops; yielding better, of course, with more moisture. But to guard against crop failure you should have a field of Feterita each year. The heads grow and resemble the white Kaffir Corn, but the grain is one-half larger, the heads plumper and better filled, and it matures three weeks earlier than any of the Kaffir Corns. **Price: 1 lb., 25c; 10 lbs., \$1.00; 25 lbs., \$2.00; 50 lbs., \$3.25; 100 lbs., \$5.00.**



**FETERITA GROWN BY MR. JEFFERS**



**MILO**



**FETERITA**





## Marquis Wheat

The high bread-making strength of the Marquis and color of flour were demonstrated in the test made at Ottawa in the early months of 1907, and all of the surplus seed was at once sent to the Indianhead Experimental Farm for propagation. The Marquis variety was tested in competition with Red Fife at four of the Canadian Experimental Farms during various periods during the years of 1907 to 1914, inclusive. At three of the stations, the overyields of the Marquis were from 13½ per cent to 38 2-10 per cent higher than Red Fife, the highest yielding wheat in the Canadian Province. The Marquis is an early variety. It is three or four days earlier than most of the other Fife varieties. Because of its earliness it escapes the drought of dry years, the rust and fall rains of wet seasons, and also the early fall frosts. These are the characteristics which have made it specially valuable in Provinces of Canada. Tested at 22 different Experiment Stations. Yields showing from 1½ bushels to 7 bushels per acre higher than any other variety of spring wheat.

From these facts is seen, first, that winter varieties are best where they can be grown in the northern section of the Great Plains; second, that Durums are better than any spring common wheat in some sections; third, that the **Marquis** variety is better than any of the spring common wheats at most stations, and as good as any of the rest. The **Marquis** is a safe variety to grow anywhere in this section when spring wheat is to be grown. The **Marquis** wheat is specially well adapted to central South Dakota; here drought and rust often reduce the yields of later maturing varieties.

The Preston or Velvet Chaff, a bearded wheat, is now the leading variety in that district. The Marquis is Beardless, a better yielder, as well as a better milling wheat.

### PRICE LIST

**Marquis Wheat—15 lbs., 80c; 30 lbs., \$1.50; 60 lbs., \$2.25; 300 lbs., \$11.00.**

## Rust-Resistant Wheat

(See Colored Plate, Page 68)

### Agricultural College North Dakota

#### D-5 vs. D-1

Referring to your letter of August 19th D-5 and D-1 were distributed by this office to about the same extent in 1911. D-5 came under criticism because the buyers could recognize it as a new wheat. D-1 is Amber color and it took them a longer time to find it or re-discover it and you may be sure that I have not helped anybody discover it for fear that it would go the same road that velvet chaff went.

Personally, I believe that both wheats are the **most rust resisting** wheats the American Agricultural World has ever known.

No doubt, **D-1** is more valuable than D-5 because it will take an expert to tell good **D-1** from Aranautka or Kubanka. As in the case of D-5, I do not profess that it has any milling values. I have given it a chance to be tried. I have never said that it would yield 100 or 200 or even 10 per cent more than some other varieties. I am glad to learn that it is being re-discovered.

I can not answer your question regarding its milling value. I am told that millers do not object to it but I am pretty confident that no miller knows it when he sees it. The milling tests here have not been as extensive as with D-5 and I suspect that this wheat, if milled alone might also be found to have its faults, but since wheats are nearly always milled as mixtures its defects may prove to be its highest merit.

H. L. Bolley.

I note what you say regarding the head of wheat I sent you. This is D-1 rust proof, and yields very big. The D-5 is the Red Durum, which the mills knock, claiming it did not have the milling qualities. There is no such objection to the D-1, as it sells at Amber Durum prices. The wheat yields much more and is immune to rust, which insures a crop every year. It also stands up well and is also drought resistant.

Daniel Sachow.

## Rust-Resistant Wheat D-1

I am printing extracts from letters of Mr. Sachow and H. L. Bolley of the North Dakota Agricultural College. There is a heap of truth in Mr. Bolley's statement and it may be that you will have to accept a little lower price for D-1 than the regular market for Marquis or other standard varieties; but when you harvest, in some cases, two or three times better crop from this Rust Resistant Wheat than from other

varieties you can well afford to take a lower price.

Our Mr. Wensberg spent considerable time in North Dakota determining the values of D-5 and D-1 and found that both of them almost invariably yielded from 18 to 35 bushels per acre, while on account of rust, such varieties as Marquis, Kubanka and other varieties were nearly a total failure. **Per bushel, \$2.20; per 300 lbs., \$11.00; per 600 lbs., \$21.00.**

## Kanred Winter Wheat

This is not the time to purchase Winter Wheat but I can not help giving you a little story of the Kanred and its wonderful money making possibilities for the Winter Wheat farmer. A great many more of you are in the Winter Wheat Belt than you know of. The Kanred Winter Wheat, like Minnesota 13 and Gurney's August 15th corn, has expanded the Winter Wheat Belt hundreds of miles in all directions. Can be grown in any part of South or North Dakota as safely as any of the Fife or Blue Stem wheats and with much better assurance of

a crop. Kanred is at least ten days earlier which makes it almost escape the rust period. It is harder than other varieties and more rust resistant.

On a quarter section of land an experiment of raising wheat by summer fallowing was carried out with the following results. This in the year 1919 when labor was high and the excess of straw and tangled wheat made the labor cost much greater than in an ordinary year.

### This was on Section 14-4-38, Cheyenne County, Kansas

**Total cost per acre for production not including rent for land. . . . . \$25.17**

The total yield was 5,150 bushels, making 32,125 bushels per acre. Was sold for \$2.15 per bu., making a gross income of \$11,072.50, with a total cost per acre of \$25.17, or \$4,027.20. This gave a net profit of \$7,045.30, or \$44.65 per acre, which is 74 per cent profit on the value of the land.

The above is an actual test and allows for all labor and board. The next two years this same land will be sowed to wheat at much less cost per acre. This is old ground and part of it has been farmed 30 years. **Per bu., \$2.15; 300 lbs., \$10.50; 600 lbs., \$20.00.**

## Ruby—The Wonderful New Earliest of All Spring Wheat

Rust resistant beyond any other wheat; ripens ten days earlier than the early Marquis. Growers sold their surplus last year for seed purposes at \$8.00 per bushel. See page 81 for description and price.

### From Tollak Tollefson Beadle County, S. D.

I am enclosing a photograph of my field of Kanred winter wheat which yielded 35 bushels per acre. I bought two bushels from you a year ago, planted the results and have just threshed 950 bushels. It had but little snow covering and seems to be absolutely hardy. It is just the wheat for this part of the country. I planted most of my field the last week of August, but planted five acres on potato ground the 13th of October. This later planted field made much the longer heads.





All prices subject to change  
without notice.



CANADA FIELD PEAS

### Berries from Two Heads of Hulless Oat

Grain in the photograph on page 85 is exact size; count them. These two heads were picked up on the field more than three months after the oats were harvested. They were not selected heads, but two that were left. The grain had not shelled, though it threshes easily. These two heads are from a field that yielded 2,295 pounds of hulled oat meats per acre, that tested 51 pounds per measured bushel, and the field from which the seed was threshed that we are offering you this year. See page 65 for description and price.

### Ruby Wheat

I want to rub it into you again that Ruby is the wheat that has already added millions of bushels of grain and, likewise, millions of dollars to the agricultural wealth of the wheat growing states, and it is in its infancy. What will it do when it grows up? Description and price, page 81.

### Ruby Wheat Guarantee

All of the Ruby Wheat offered by us this year is Canadian grown, from high yielding fields, and is certified as to purity by the Canadian government. Copy of certificate will be placed in each package sent out by us. We could, undoubtedly, secure a higher price than we are asking for the limited supply available of certified seed. It is our desire, however, to have as wide distribution as possible, which can only be accomplished by a reasonable price.

Marquis wheat, since its introduction, has increased the wheat yield of the northwestern states and Canada millions of bushels. Ruby, with its enviable production record, its rust resistant qualities, and being even ten days earlier than Marquis should add many additional millions of bushels and, consequently, many additional millions of dollars of agricultural wealth.

### Canada Field Peas

I am of the opinion from experience and observation that Canada Field Peas planted at the rate of 50 lbs. per acre, with  $1\frac{1}{2}$  bushels of oats, will produce the most valuable hog and other stock fodder for fall and winter feeding and for early summer pasture that you can possibly plant. Valuable, I will say, first on account of its earliness, maturing four to six weeks earlier than corn. Second, the immense yield of rich, dry fodder. We advise sowing with the peas, the Kherson or Iowa 103 Oats, as they mature at about the same time. If you are going to plant the peas on high poor land, the Swedish Select or taller growing late oat would be better. Plant a field of these oats and peas near your home yards and at the right time turn the hogs in and let them do the harvest. They will pay you for it. If planted alone sow 90 lbs. per acre. **Price: 1 lb., 20c; 10 lbs., \$1.25; 25 lbs., \$2.15; 50 lbs., \$4.30; 100 lbs., \$7.85.**

### Cow Peas

The Great Soil Improver. Makes poor land rich, makes good land more productive, enriching the soil even after the crop is cut. Green crops plowed under are one of the best and cheapest ways of improving the soil. For this purpose the Cow Pea is excellent, especially for a medium or light soil. They should be sown in May or June, at the rate of  $1\frac{1}{2}$  bushels to the acre, and plowed under as soon as they have attained their full growth. While this crop is very largely grown wherever known, with the results obtained from it, the wonder is that it is not grown ten times as much as at present. There is no surer or cheaper means of improving soil than by sowing Cow Peas.

**Cow Peas for Hay**—If planted early say the middle of May, in the central corn belt section, a crop can be cut and cured for hay the same as clover, then the stubble in a short time will put on a new growth to be turned under in the fall as a fertilizer.

We suggest sowing Kaffir Corn with this crop, at the rate of one peck to one bushel of the Cow Peas per acre. The Kaffir Corn holds the vines off the ground, causing a better growth.

**New Era—15 lbs., \$1.50; 50 lbs., \$4.25; 100 lbs., \$8.00.**

**Sand or Winter Vetch**—(Vici Villosa)—Sometimes called Hairy Vetch. Thrives surprisingly on poor, light land, and well withstands extremes of drouth, heat and cold. It may be sown either in the spring or fall, usually with Rye. In the North it remains all winter under the snow, and it is invaluable for early pasturing or soiling. It is valuable as a fertilizer, being a great nitrogen gatherer. For hay, cut when commencing to pod. Fifty pounds seed per acre. **Lb., 35c; 10 lbs., \$3.00; 100 lbs., \$22.00.**

### An Eight Thousand Mile Automobile Trip

After the spring rush of 1922 was over, Mrs. Gurney, my daughter Bonnie and Miss Zeller from the office, started with myself on this crop inspection trip, which consumed more than two months' time and took us through the states of South Dakota, Wyoming, Montana, Idaho, Oregon, California, Nevada, Utah, and Nebraska. We visited many very beautiful places and took many photographs, but had the misfortune at Guadalupe, Calif., while visiting the flower seed fields of Mr. Waller, of losing our case containing all that we had taken up to and including Baker, Ore. We saw many crops of seed growing for us, and shall make the trip at least once in two years in the future.

I cannot give you in the short space we have in the catalog, much of an idea of the trip. We saw apple trees planted on the top of the world, producing more apples than I had ever seen on trees before. Bull Pine growing out of solid rock at an altitude of more than 7,000 feet. A field of Bugles potatoes growing at nearly the same altitude and producing wonderfully well, in fact, the standard potato in that locality. In the immense flower seed growing fields, we saw in single fields hundreds of acres of Spencer sweet peas in full bloom, forty acres of Zinnias at Mr. Bodger's place, and immense fields of Nasturtiums and thousands of other varieties of flowers at Mr. Waller's. We were there at the prime blooming period and we saw at least three thousand acres of these beautiful flowers in the West.

I certainly regret that I cannot tell you in the catalog something of this trip, the route taken, etc., but I will have to leave that for a little bulletin, and if you request it, I will be glad to send you a story of the trip with reproductions of photographs.



On the rocks on the Columbia River near the Columbia Highway—the water boiling over and around the rocks, then leaping down the rapids in its never ending hurry to get to the ocean—this one hundred and fifty mile drive on the Columbia Highway is the most beautiful and scenic in America.



100,000 Feet of Glass for Growing Plants and Flowers

GURNEY GREENHOUSE COMPANY

of

YANKTON, SOUTH DAKOTA, and MITCHELL, SOUTH DAKOTA

Postage prepaid in all cases except where noted. We prepay the postage or express on the plants named in this greenhouse section.

We guarantee all plants ordered from this section to reach the purchaser in good condition in any part of the United States; if they reach you otherwise, notify us promptly.

**Time of Shipment**—We ship all plants as soon as order is received, weather permitting; or, if your order calls for plants that should not be sent until some further date, we hold them until the proper time for planting out.

**Antirrhinum, or Giant Snapdragon**—White, yellow, pink and red. Each, 15c; doz., \$1.20.

**Ageratum**—Color, deep blue forming a mass of flowers all summer. Each, 15c; doz., \$1.20.

**Abutilon, or Flowering Maple**—Maple-like leaves in various colors, large bell-shaped flowers in orange, pink and red. Each, 25c; 10, assorted, \$1.70.

**Centaurea, or Dusty Miller**—A dwarf, silvery foliage plant, used largely for ribbon beds or borders. Each, 12c; doz., \$1.00.

**Coleus**—These inexpensive plants make the greatest summer decoration, beds, borders, etc., of anything you can plant. Each, 15c; doz., \$1.25. Our Special Velvet Coleus Bed, 50 plants, \$4.50; 100 plants, \$7.50.

**Carnations**—These are the carnations that you get commercially from the greenhouse, the large fragrant flowers with their spicy odor.

**White Enchantress**—Each, 20c; 10 for \$1.50.

**Pink Enchantress**—Each, 20c; 10 for \$1.50.

**Mrs. P. W. Ward**—Pink. Each, 20c; 10 for \$1.50.

**Victory**—Finest scarlet. Each, 20c; 10 for \$1.50.

**Fuchsias**—Colors, pure white to crimson. Each, 20c.

**Feverfew**—The best bloomers, especially good for cemetery. Each, 25c; doz., \$1.75.

**Chrysanthemums**—Best of all autumn flowers; flowers from one inch in diameter in the pompon varieties to flowers eight inches across in the large-flowering.

**Golden Glow**—Mammoth yellow.

**Charles Razor**—Early, pure white, in-curve.

**Harvard**—Bright red.

**Yellow Touse**—Bronze-yellow, early.

**October Frost**—The earliest of the whites.

**Major Bonaffon**—A perfect ball of yellow.

**Pompon Chrysanthemums**—Produce an immense number of flowers, one to two inches across.

**Alice Fox**—The finest of the white pompons.

**King of Plumes**—Yellow, plume-like flower.

**Pink Mum Mensa**—Exactly like Shasta Daisy.

Price of large-blooming Chrysanthemums: 20c each; 10 for \$1.50.

Pompon Chrysanthemums: 20c each; doz., \$1.50.

**Lantana**—A mass of flowers at all times. All colors. Each, 20c; doz., \$1.50.

**Dracene Indivisa**—A decorative plant, growing two feet high. Used for porch boxes, hanging baskets and centers of beds. Each, 45c.

**Double Daisy**—Very double, pure white and pink flowers; blooms freely from spring until fall. Each, 12c; doz., 90c.

**Ferns**—We are growing only the best varieties of these, such as will do well in ferneries or in the ordinary bay window or fern dishes for table decoration.

**Boston Fern, the Improved Sword Fern**—Produces fronds as much as six feet long in a single season. Each, 20c to \$2.00.

**Whitmanii**—A cross of the Boston Fern and others. Each, 25c to \$2.00.

**Roosevelt**—An improved variety of Boston Fern. Each, 20c to \$2.00.

Flower and Vegetable Plants

All of our Plants are grown from carefully transplanted stock and must not be confused with the regular bed plants, which will endure less shipping and will not produce as strong, healthy plants as the transplanted stock. Packing charges are included in the prices given, but purchaser must pay transportation on lots of over 12. Plants of all kinds should invariably be sent by express or Parcel Post.

**Cabbage, Early**—Ready by April 1st. Per 1,000, \$7.00; 100, \$1.25; doz., 25c.

**Cabbage, Late**—Ready by June 1st. Per 1,000, \$5.50; 100, 90c; doz., 20c.

**Cauliflower**—Ready by April 1st. Per 100, \$1.50; doz., 25c.

**Celery**—Ready in June. Per 1,000, \$6.00; 100, 90c; doz., 20c.

**Egg-Plant**—Ready May 10. Per 100, \$2.50; doz. 35c.

**Parsley**—Ready by April 1st. Curled. Per 100, \$3.00; doz., 40c.

**Pepper**—Ready by May 1st. Ruby King. Per 1,000, \$10.00; 100, \$2.00; doz., 35c.

**Sweet Potato**—Ready by May 20th. Per 1,000, \$7.00; 100, \$1.00; doz., 20c.

**Tomato**—Ready by May 1st. Per 1,000, \$10.00; 100, \$2.20; doz., 25c.

**Topp Tomato**—Per 12, 75c; each, 10c.

**Tobacco Plants**—12 for 75c; 25 for \$1.25.

	Per doz.	Per 50	Per 100
Ageratum.....	\$1.50	\$2.50	\$4.00
Alyssum.....	.85	1.75	3.00
Dusty Miller.....	.85	2.25	4.00
Asters, Named.....	.85	1.75	3.50
Asters, Mixed.....	.60	1.50	3.00
Cannas, Growing Plants.....	2.50	6.00	11.00
Coleus.....	1.50	4.50	7.50
Feverfew.....	1.75	4.00	7.00
Geraniums.....	1.75	5.00	11.00

Asparagus Ferns

**Plumosus Nanus**—Is easily grown even in the north windows of a residence. Each, 20c; 4 for 60c; large plants, 25c and 50c.

**Sprengeri**—A splendid plant for hanging basket. Each, 20c; 5 for 60c; large size, 25c and 50c.

**Primrose**—A very popular flower for winter and spring blooming. Each, 15c.

**Rubber Tree**—Large, tropical, leathery foliage. Each, 60c; large size, \$1.00 to \$1.50.

Geraniums

are undoubtedly the most satisfactory of all bedding plants. Getting them from us, most of the plants will be budded and in bloom.

**S. A. Nutt**—Color, dark crimson.

**La Favorite**—The best white geranium.

**Mrs. Frances Perkins**—Bright pink.

**Rose**—Sweet-scented leaves.

Each, 15c; doz., \$1.75; 100, \$11.00. From 3-inch pots, 20c each; 10 for \$1.80; 100 for \$17.00.

**Pelargonium Lady Washington Geraniums**, each, 20c.

**Ivy-Leaved Geraniums**—Various colors, sweet scented, etc. Each, 20c.

**Special Geranium Bed**—12 each of the best scarlet, white and pink. From 2½-inch pots, \$3.50, postpaid; 4-inch pots, \$7.00, express collect.

**Heliotrope**—Very fragrant. Each, 20c.

**Hibiscus**—Immense single and double flowers; white and scarlet. Each, 50c.

**Hydrangea**—Bear immense clusters of flowers, often measuring 10 inches through. Each, 35c; large plants, 60c; extra large, \$1.00.

**Jerusalem Cherry**—Grown for its showy berry. Each, 20c.

**Mooneflower**—Rapid growing climbers. Each, 15c; doz., \$1.25.

**Ivies, English**—Old favorite vine, showy the year around. Each, 25c.

**Smilax**—The vine grown by florists for the best green. Each, 15c.

**Marguerite Daisy**—Large white flowers with yellow center. Each, 20c; doz., \$1.75.

**Oleander**—Old-fashioned shrubs. Pink and white. Each, 50c.

**Double Petunias**—Extremely popular; both indoor and bedding purposes. Each, 20c.

**Stevia**—Sprays of small white flowers of delightful fragrance. Each, 15c.

**Cobaea Scandens**—Climber of rapid growth, bearing large quantities of purple flowers. Each, 15c; doz., \$1.25.

**Vinca Rosea**—Perfect bush, covered every day in the season with white and pink flowers. Each, 15c; doz., \$1.25.

**Vinca, Major**—One of the best vines; variegated white. Each, 20c; 10 for \$1.50.

**Wandering Jew**—The old-fashioned trailing plant, used for hanging baskets, etc. Each, 10c; doz., \$1.00.



	Per doz.	Per 50	Per 100
Heliotrope.....	\$1.50	\$4.50	\$9.50
Lobelia.....	.80	2.50	4.50
Pansies, Giant Mixed.....	.75	2.50	4.25
Petunia, Double Fringe.....	1.00	4.00	7.00
Petunia, Single Fringe.....	.60	2.00	3.75
Salvia, Extra Heavy.....	1.25	4.50	7.00
Stevia.....	1.25	3.50	6.00
Verbena.....	.75	2.50	4.50



## Nursery Department

### FREE FROM DANGEROUS INSECTS AND DISEASE

My nurseries are inspected by the state inspector each year and the certificate showing freedom from insects and diseases is printed below:

Brookings, S. Dak., July 15, 1922.

This is to certify that the nursery stock growing in the Gurney Seed and Nursery Co., of Incorporated, proprietors at Yankton, South Dakota, has been inspected by J. W. Bulger, a duly appointed inspector of this office, in accordance with the provisions of Chapter 260 Session, Laws of 1917, State of South Dakota, and permission is hereby granted said nursery to sell and ship nursery stock which has been officially inspected and found apparently free from injurious insects, Arachnids, worms and dangerous plant diseases.

This certificate is valid until July 1st, 1923, unless revoked.

Resident Nursery Certificate No. 136.

Number of acres inspected, 200.

H. C. SEVERIN,  
State Entomologist.

**Packing** is done in the best manner with the best packing material and every order rolled or made into a neat bale, burlapped, papered and encased in straw, or boxed.

**Terms:** Cash with order. We cannot book orders excepting where remittance or partial remittance is received with order.

If anything appears wrong with trees or package, notice should be mailed or wired to us immediately.

**Quantities Ordered**—One to 9 at single rates; 10 to 99 at 10 rates; 100 to 499 at 100 rates; 500 and up at 1,000 rates, unless priced otherwise.

**Instructions**—With each order will be sent a pamphlet giving full directions for the proper care and handling of everything sent out.

**"Experience"** is said to "teach a dear school." I have had a long experience in this school and what I learned at the

greatest cost may be yours for the asking. Write what your conditions are—soil, exposure, surroundings; write and tell me what you want and you will receive a prompt answer with all attainable information. **YOU DO NOT HAVE TO BUY ANYTHING TO GET THE BENEFIT OF THIS OFFER.**

**Shipping**—We have the Great Northern, North-Western and Milwaukee railroads. I will ship by mail, express or freight, as directed, but where no directions are given I will use my best judgment.

**Shipping Season**—We can ship, as a rule, from the middle of March throughout April and May.

**Prepaid Stations**—Some stations are called "Prepaid," as the company has no agent there; in such cases all transportation charges have to be paid at this end. The goods are taken from the trains at these prepaid stations and left there at purchaser's risk only.

**Nursery Stock by Express**—I earnestly advise that you have your nursery stock shipped by express, so that your goods are not so long on the road.

**Parcels Post**—I have fine success sending nursery stock by parcels post. I can make shipments of up to 70 lbs. in the 1st and 2nd zones, and up to 50 lbs. in all other zones. I cannot ship trees of over 4 ft. in length by parcels post. Where postage is not included I will send the goods and **you pay the postage on receipt of trees.**

Water-proof paper is used in wrapping all parcels post shipments.

**GUARANTEE**—I will guarantee everything sent out to be true to name and in good growing condition. If otherwise, you must notify me at once, money will be refunded or other stock sent free of charge. **All stock that fails to grow will, on application, after July 15th and before August 15th, be refunded at one-half price the following spring or fall, PROVIDING INSTRUCTIONS ARE FOLLOWED. WE MAKE NO OTHER GUARANTEE.**

### Five Per Cent off for Early Nursery Orders Only

Early orders for nursery stock are more valuable to us than late ones, and I will, on all orders received before March 10th, allow you to add **in stock** 5 per cent of the amount of

your order. Thus, for \$20.00 you can buy \$21.00 worth of goods, when full remittance is received with the order.

### Ten Tree Commandments

1. Trim all broken roots with a sharp knife, cutting slantwise from the under side.
2. Dig a hole larger than the space the roots will take up.
3. Place the top soil on one side of the hole and the sub-surface soil on the other.
4. Slightly loosen the soil at the bottom of the hole.
5. Bed the tree on the good soil, pressing it well around the roots.

6. Fill up with subsoil, packing and watering it well.
7. Set the tree about two inches deeper than it was.
8. Never let the exposed roots dry for one minute.
9. Prune the top until the branch system is **slightly smaller than the roots.**
10. Cultivate the soil around the tree every week, commencing middle of May; last cultivation about August 20th.

### Ask for Information Brother George Says:

Brother D. B.:

In the past I have spoken to you about mentioning in the catalog the fact that we can give customers better service, and letters more attention if sent in early. I still believe it is a good plan to tell them in the catalog that they should write

for any information wanted before April first, if possible, as it is better to notify them now than to be unable to answer all of them in April when every man, woman and child is doing their best to get the orders out.

GEO. W. GURNEY.

### He Also Says:

Brother D. B.

I just returned from two State Horticultural meetings and I find we have tossed a bombshell into the camp of the other nurserymen. We seem to have just about all the **Pyrus Baccata** bearing trees in American and all the roots suitable for propagation. This means with the increased demand for apple trees on this root, that we must save and plant every seed we can save or we will be unable to supply our customers as they want them. They are going to find out soon that trees on **Pyrus Baccata** do not grow as tall nor bear as early as on other roots and everybody knows now that a test winter that kills other roots has no effect on **Baccata**. Let's get ready for the big rush!

I met a fine bunch of fellows at the Minnesota meeting and they have not been asleep to the necessity of producing new fruits. The new **Zumbra** Cherry is selling at two dollars

each through tree salesmen and there seems to be only a few unsold. Our little block of these will come in handy next spring, but we must retain our reputation for reasonable prices and sell them for half the other fellow's price or less. Some of the fellows tell me the fruit is more than an inch in diameter and beats the big California Cherry for quality. We know they are mighty good, but when you make up the catalog, tell them the truth. We don't have to get two dollars per tree for ours. **Zumbra** is all right.

Minnesota puts nearly all of Professor Hansens's fruit on the recommended fruit list for Minnesota, Waneta, Sapa and Opata Plum. Sunbeam and Ohta Raspberry.

Keep your eye on our own new apples. Judging from all I can see and hear we will be able to surprise them all.

GEO. W. GURNEY.



Flowers and Fruits Offered on Pages 93 and 94



Are the choicest selection for the planter that wants sure results with least possible risk. I have made a personal selection for your Flower Garden and Your Little Home Orchard. My selection of Perennials and annuals was made after a close investigation in our own Trial Grounds, the flower gardens of our customers and last but not least, the thousands of acres of flowers grown for seed on the west coast. I have honestly tried in this assortment to give you that which will make your garden beautiful, provide flowers for the house and for your less fortunate neighbor. In selecting the apples I have in mind the orchard for family use, I would change the list for commercial purposes, these varieties are specially chosen for the great Northwest and their ripening period is from early summer to the longest keeping varieties, heavy, early bearers.

**Aster—Extra early Hohenzollern**—The earliest of all, a week ahead of next earliest. Height about twelve inches, branching, free flowering, colors dark blue, pink, white, flowers about two and one half inches. **Pkt., 10c.**

**Cosmos**—Earliest flowering. This beautiful flower is known by all, blooming from mid summer till freezing weather. Its flowers of beautiful red, pink and white borne on long stems, lasting for weeks after cutting, made up with its delicate fern leaved foliage makes the ideal cut flower for the table or sick room. **Pkt., 10c.**

**Delphinium**—With its long spikes of bright blue flowers, growing well above most other flowers, its "cut and come again" quality its period of blooming all make it the best of the blue flowers of its style. **Pkt., 10c.**

**Helixchrysum—or Everlasting Flower**—These come in many colors all bright, such as red, yellow and silver. Literally covering themselves with balls of yellow, red and silver, which may be cut just as they open and kept indefinitely without loss of the beautiful colors, a beautiful fresh appearing bouquet for the Christmas table. **Pkt., 10c.**

**Pansy**—The low growing beautiful pansy. It would seem each year that the artist had exhausted his shades and types, but with the new blooming period, comes new colors and types even more beautiful than the last. In this collection I am giving you the latest and best. **Pkt., 10c.**

**Petunia—Rosy Morn**—Did you ever get up at just the right time in the morning, just when the world was fresh and clean, the sun just about to rise and the sky, well just such a sky as you can see only at that time? If you have not I cannot describe its beauties, if you have I need not—you know them. I did not intend to give you "**Rosy Morn**" in this collection

until I saw it in bloom, then, I knew it was yours. **Pkt., 15c.**

**Poppy—American Legion**—In memory of the boy who is still "over there" you will feel, with the poppies of "Flanders Field" blooming in your garden that you are nearer to him and he will know you planted them for him. For the boys who come back, surprise them this summer with the "Poppies of Flanders" that grew where they fought. The flower is beautiful. **Pkt., 10c.**

**Queen Anne Lace Flower**—Do you love beautiful lace? The filmy, floaty kind of the palest sky blue, made in God's own pattern, woven by nature's loom, the delicate coloring, the beautiful foliage, the abundant bloom all produced from the soil, the sunshine, the rain combined into one most magnificent delicate flower? If you do you may have it in the Queen Anne Lace Flower. Cut an arm full of them, combine them with the foliage of the "Baby's Breath" (Gypsophila) and you will be satisfied. **Pkt., 15c.**

**Sweet Peas—Spencer**—A thousand acres and all of the colors to choose from, and I am telling you it was some job to

decide. Mrs. Gurney selected a couple, Bonnie wanted a half dozen, Miss Zeller wanted all of them and I decided we would take the twenty best **Spencers** mix them all together and you could not help but be pleased with the results and that is just what you are getting. **Pkt., 10c.**

**Salpiglosis**—The sunlight and the purple and silver and gold clouds and the storms and the joys and the sorrows are all combined in a bed of these, but love predominates, you love them for their colors, their dependableness, their freedom of bloom and "good morning" and their "good night". **Pkt., 10c.**

**Zinnias**—The John Bodger kind, forty acres of them in one field, all in bloom and each flower nodding to me, "I am the one for your customers, I am the one that will please them best" and every one of them looking "honest to God". I told John to just pick out a thousand of the best ones and mix them all up and we wouldn't have to disappoint so many. I passed the "buck" to John. **Pkt., 15c.**

That you may have the "realest" flower garden, I am going to send you one package each of above or 11 packages for **\$1.00.**

Apples and Crabs Offered on Page 93

**Hibernal**—Just a little old apple tree with its limbs spreading in all directions, the snow and wind drifting through them tonight, but just remember this tree as it has been in the many past Septembers, loaded with delicious fruit, its heavy leathery foliage making a beautiful background for the load, the birds that have nested in it. "Nuff said."

**Malinda**—The winter apple of the northwest, the best until the great plant wizard Professor Hansen delivers the one that is equal to the Wealthy in hardness, quality and quantity and will keep until the new crop comes, he is able to, is working on it, will accomplish it we hope soon, until then Malinda for the table during the long winter evenings.

**Wealthy**—I hope and believe that Peter M. Gideon, the long since dead, knows tonight just what he gave to the world in the Wealthy apple, he deserves to know, he left a heritage in this apple that no other man has equalled, untiring during his life, working in his modest unassuming way that the pioneer of the northwest might have fruit, he succeeded in his best hope.

**Yellow Transparent**—The early boy, the one that gets up in the morning and hustles its fruit to the marketing stage faster than any other, forgetting nothing in the hustle, quality, quantity, size and the delicate coloring, that mellow yellow that makes you want it more and more, then you get it and it is all you anticipated.

**Whitney Crab**—Tho nearly large enough to be an apple, stands up like a sentinel at his post, doing its duty each year as it delivers to you its bushels of ripe delicious fruit, a bushel basket full, running over, enough for all, and for all purposes. Picked early for jelly, preserved as they ripen, pockets full of the reddest ones taken to the field or office to be eaten thro the day.

**Florence Crab**—Bears just a little more fruit per tree than you think it can carry, ripening to the pleasant striped red and yellow color, of the right size and quality for jellies preserves and canning, the crab apple for the family orchard. Mr. Ed. Bruce here in Yankton planted one in the back yard in 1914 and picked seven and one half bushels, crop 1922, no not the first crop by any means.

An Apple Tree for Shade

It's reasonable to suppose that an apple tree might be of value for other purposes as well as for producing fruit. It has been demonstrated thousands of times on the city lot, in the back yard where there is room for but few trees, that an apple tree makes the most desirable tree for that location, producing fragrant pink flowers in the spring, making it a desirable ornamental tree; this followed by the abundant crop of fruit and heavy foliage makes it very desirable as a shade tree. Put the children under it when the fruit is ripe; they will stay "put."

Family Orchard

Do you want the little family orchard all on Baccata roots, so that it may be hardy and last for your life time, the little orchard that may be planted in the back yard of the town lot, that may be added on to the farm for the proper size? If you do, I am going to send you one each of the six varieties, 5 to 7 feet high for **\$4.80**; 4 to 5 feet high for **\$4.00**; 3 to 4 feet high for **\$2.75.**

REGULAR PRICE

Size	Each	Per 10	Per 50	Per 100
5 to 6.....	\$0.90	\$7.50	\$36.00	\$70.00
4 to 5.....	.75	6.25	30.50	60.00
3 to 4.....	.55	4.50	19.00	36.00



- 1 Queen Anne Lace Flower, 15c.
- 2 Petunia, Fringed, 15c.
- 3 Poppy, Peony-flowered, 10c.
- 4 Helichrysum, 10c.
- 5 Asters, Earliest, 10c.
- 6 Cosmos, Lady Lennox, 10c.

- 7 Delphinium, 10c.
- 8 Spencer Sweet Peas, 10c.
- 9 Salpiglossis, 10c.
- 10 Zinnia, Giant, 15c.
- 11 Pansy, Trimardeau, 10c.

Total, \$1.25

ONE PACKAGE  
OF EACH

\$1.00





HARDY APPLES ON HARDY  
BACCATA ROOTS

One each Six varieties

5-6 ft. \$4.80  
4-5 ft. 4.00  
3-4 ft. 2.75

	Each	Per 10	Per 50	Per 100
5-6 ft.	90c.	\$7.50	\$36.00	\$70.00
4-5 ft.	75c.	6.25	32.00	60.00
3-4 ft.	55c.	4.50	19.00	36.00



- 1 Malinda
- 2 Wealthy
- 3 Yellow Transparent
- 4 Hibernial
- 5 Whitney Crab
- 6 Florence Crab



### Asparagus

This much neglected, earliest healthful, easily grown vegetable should find a place in every garden, whether on the farm or in town. You can grow such an immense quantity on so small a space that you certainly cannot afford to neglect it. Asparagus roots should be planted in a well-prepared bed, the roots covered about five or six inches and the soil made very rich with fertilizer each season in order to produce the maximum amount of very large shoots. If planted in rows the plants should be about one foot apart in the row, and the rows far enough apart for cultivation. If in a bed in the garden, plant them about one foot apart each way and cultivate with the hoe.

**Conover's Colossal**—A standard variety of large size. 25 plants by parcel post, 75c; 100 plants, \$1.50; per thousand, \$7.50.

**Palmetto**—A very early variety, even, regular size. 25 plants by parcel post, 70c; 100 plants, \$1.50; per thousand, \$7.50.



ASPARAGUS

### New Bohemian Horseradish

This horseradish is perfectly hardy anywhere. Is a very desirable article as a relish. Its roots are dug in early spring, grated fine, vinegar added, and it is ready for use. For planting and care, first plant the roots about two inches deep in a desirable location where they can be left permanently. Give them good cultivation.

The Malner Horseradish roots were introduced by the U. S. Dept. of Agriculture. They are much earlier, and produce better than the ordinary sort. Roots grow larger, are whiter, and quality is far superior. All who grow horseradish should use this variety; we have discarded the old standard kind, as Malner will outyield and is much more satisfactory in every way. 5 for 60c; per 10, \$1.00; 25, \$2.25.



HORSERADISH


### Rhubarb or Pie Plant

This is where the fellow with a little piece of ground in town, as well as the man with the big farm, can take a solar plexus punch at the high cost of living, and live better and feel better than you can without this saving. You can grow pie plant so easily and in such a small space, and produce such an immense crop that makes the most excellent sauce and pies, that you are certainly neglecting one of the big little things if you fail to have a supply. If you could grow the ordinary farm crops as easily as you can grow rhubarb, you would simply plant the crop and take a vacation, because it will grow and produce anywhere and under almost any condition. I do not want you to think, however, that it is the proper way to grow rhubarb. It responds to better care and better conditions just as any other crop will.

Plant plenty for canning. You have heard the following, "An apple a day keeps the doctor away." There is more truth to this than many realize. The same may be said of the Rhubarb.

**Linnaeus**—Large, early, tender and fine we consider this the best of all. Large, whole roots, each, 10c; 10, 85c; 100, \$5.00.

**Delicacy**—Has round red stalks and red flesh; very tender; it has very few fibers, and its fine salmon red color when cooked brings the highest market price, and is the finest of all for table use. It can be cut practically all summer. Each, 20c; 5, \$1.00; 10, \$1.80.



RHUBARB

### The Top of the World

As we drove along the Columbia highway in Oregon, at its highest point, when it seemed that we must be at the top of the world, we stopped at the home of one of our largest orchard customers and went through his immense orchard. Every tree looked equal to the one shown here; all Dakota grown trees, all healthy, sound as a dollar and loaded with apples. The orchard is mostly Jonathan and bid fair to make a barrel of money for the owner.



JONATHAN







THE ORIGINAL PYRUS BACCATA TREE FROM SIBERIA,  
growing at Ottawa Canada. The spread of this tree is more than sixty feet. It is very  
old and as sound today as it was fifty years ago.

### Some Real Information on Hardy Apples

Possibly you do not know about the *Pyrus Baccata*. This is one of the original apples growing wild in northern Russia and Siberia. In size the fruit is from one-fourth of an inch to one-half an inch through, generally borne in clusters of three or four, bright red in color and mostly all seed. The *Pyrus Baccata* is absolutely the hardiest apple tree that can be grown, will stand the winters in any part of the world where trees of any kind exist. This makes it especially desirable as a stock on which to graft or bud other varieties that are hardy enough above the ground, but are often killed back and damaged under ground.

For the information of those who are not familiar with the process of reproducing fruit, we offer the following: Apples, crabs, plums, cherries, currants, gooseberries, etc., will not reproduce true to name from seed, and for that reason must either be grown from cuttings, as is the case with the small fruits, or by budding and grafting, as for tree fruits.

The process of budding and grafting is as follows: A limb or bud of the new growth of the tree which you wish to grow, is inserted or spliced on some hardy root. On account of the *Pyrus Baccata* root being harder than any other apple root we use this as a root stock for our apples and crabs. This insures our getting the hardiest tree obtainable anywhere.

You are all familiar in your own locality with the orchard situation. You see a fine tree producing big crops of fruit flourish, produce and die, and you come to the conclusion that it is not worth while. The reason for failure nine times out of ten is root killing caused by what nurserymen call a "test winter." The test winter is generally one where there was lack of rainfall in the fall and the ground freezes up dry. This followed by an extremely cold winter without snow covering, makes a test winter and root kills and damages the trees. The next year these trees leaf out in a sickly fashion, they sometimes

survive the next and maybe several summers, but are unhealthy and a breeding place for insects and eventually die.

**This is all overcome by the use of the *Pyrus Baccata* as a root stock** as these conditions do not affect it. The *Pyrus Baccata* has gone through the worst winters uninjured, and the top of whatever variety if hardy enough for the section in which it is growing, has come through the winter in perfect condition, made its usual growth and big crop of the best fruit.

Another advantage of the *Pyrus Baccata*: It has a tendency to dwarf the rapid growing, late-bearing varieties, bringing them into bearing often in the nursery row. Little trees six to eight feet high have produced fairly good crops of full-sized beautiful colored apples. It is a pleasure to watch your *Pyrus Baccata* orchard grow and know that it will live after you are gone.

The seed of the *Pyrus Baccata* has been very difficult to secure. There have been only a few trees in the United States and these scattered over a wide territory. A number of years ago we planted an orchard of these trees that we could gather our own seed and they are coming into bearing, and for the last several years we have been able to secure more or less of the seed. Now we can announce to you that all apple trees grown by us and sold to you in the future will be on the *Pyrus Baccata* root. The variety will be large enough so that you of the North, at any rate, will never need to buy another. Those further South who do not need the *Pyrus Baccata*, can buy the apple trees grown on the ordinary apple root and be safe, but as a second measure of safety we advise the use of the *Pyrus Baccata* root everywhere. It costs a little more to produce the tree on that root but the few cents in the original investment will be taken care of a hundredfold the first test winter.

### Apples—The Right Size to Plant

I have visited most of the commercial apple growing sections of the United States, and have always found that the commercial grower of apples refuses to plant an apple tree over one or two years old and about six feet or less in height. An apple tree at this age and size has a very large lot of fine feeding roots, and the top has not developed enough so that you will have to mutilate it by trimming for planting. It will recover from its pruning the first season at that age, while the larger, heavier trees require two years or more, and will never

grow as well nor live as long as the smaller tree. The objection of the few to the smaller tree is that it takes it longer to come into bearing. By the use of the *Pyrus Baccata* as a root on which to work these varieties, we have overcome the late bearing and all varieties produce while very young. We want to furnish you that which will do best for you, produce the quickest, the most satisfactory, and live the longest, and we are going to advise that you purchase the 3 to 4 foot, 4 to 5 foot or 5 to 7 foot; no larger.

### The Growing of Fruit Trees and Flowers

We plant in our nursery and grounds hundreds of acres of these each year and the stand is invariably almost perfect, or in other words, what we plant grow and continue to grow. We wish each one of you purchasing and planting nursery stock would read carefully the book of instructions which we send you previous to shipping your goods; these instructions are very simple and it is just as easy and in a great many cases less work to handle nursery stock right than in the

altogether too common method that results disastrously to the planter; it is better not to purchase nursery stock at all than it is to purchase it and then fail to give it reasonable care. Without this care it will be an eyesore and a loss instead of a thing of beauty that is both satisfactory and profitable; just read the instructions and follow them and you can be as expert in one season as we are.



## Hardy Heavy Bearing Apples and Crab Apples on Hardy Siberian Pyrus Baccata Roots

Varieties marked "First Hardiness" are good as far north as you wish to plant. "Second Hardiness" for all points south of **Huron, S. D.** "Third Hardiness" for all points from **Yankton** south.

### Six Reasons Why You Should Plant Apples on BACCATA Roots

The Baccata roots are the hardiest of any root that can be secured for grafting or budding apples.

They increase the hardiness of the tops of the trees.

They will produce healthier trees.

They ripen up the wood earlier than other roots.

They produce fruit earlier than apples worked on ordinary roots.

They are semi-dwarf.

They produce longer lived trees than those worked on ordinary roots.

**Anisim**—Season, early winter. Prof. Hansen reports this Russian apple proving very valuable in the northwest; the tree is a strong grower and a prodigious bearer. The beautiful color of the fruit attracts favorable attention. Fruit medium in size; surface, greenish yellow, covered almost wholly with a beautiful dark crimson. First hardiness.

**Ben Davis**—Late winter. The Ben Davis reigns over a much greater extent of country than does the Baldwin; it is unquestionably the leading commercial sort. It comes into bearing at an early age and usually bears annually and abundantly. Fruit above medium to large. Skin tough, waxy, bright, smooth, usually glossy, clear yellow or greenish, mottled and washed with bright red; mildly sub-acid, good. Third hardiness.

**Duchess of Oldenburg**—Early summer; is one of the most valuable of the Russian apples thus far introduced into this country; it is a good size and attractive in appearance. The fruit ripens in succession, so that several pickings are required in order to secure the crop. This variety can be used when it is about half grown, and makes equally as good sauce or pie at that time as when thoroughly ripe, making the season probably the longest of any of the varieties grown. Color, pale greenish yellow, almost covered with regular splashes and stripes of bright red, mottled with crimson. First hardiness.

**Delicious**—This apple is the one that has been advertised more than any other the past few years. The fruit is large, quality excellent, very fragrant, will keep until March or April; skin dark red, shaded to yellow. The Delicious originated in Iowa twenty years ago. The original tree still stands and is nearly an annual bearer. Second hardiness.



WELL ROOTED TREES

**Grimes' Golden**—Season January to April, vigorous spreading tree, bears early, fruit is rich yellow, flesh yellow, crisp, rich, spicy. One of the finest eating apples grown. Third hardiness.

**Hibernal**—September and October. A Russian variety, which is proving very valuable on account of its ability to withstand the rigorous climatic conditions of these regions. Prof. Hansen says that this variety represents what is probably the hardiest type of the Russian race of apples. Fruit large; surface greenish-yellow with a dull bronze mixed red on sunny side, with a few dull crimson splashes. Flesh yellowish, crisp, tender, juicy, quality above medium. First hardiness.

**Iowa Blush**—Winter; tree very rapid spreading grower, comes into bearing as early as any of the winter apples, produces immense crops, very long lived; fruit below medium in size; quality very good. Season all winter. Color light green with blush on one side. Second hardiness.

**Jonathan**—Early winter. It is a very beautiful apple, of brilliant red color, highly flavored, and of excellent quality for either dessert or culinary use. Very hardy and productive, healthy and vigorous, and is adapted to a wider range of territory than most apples of this class. It is the great market apple of the west and south. Third hardiness.



A LOADED WEALTHY

**Lowland Raspberry**—A Russian apple, medium to large, clear waxen white, shaded and marbled with light crimson. Flesh white often stained with red. Very tender, almost sweet, season August. As early as Yellow Transparent. Second hardiness.

**Longfield**—Season, September and October. Fruit medium size, decidedly attractive appearance, being clear waxen yellow, lightly brushed with bright red. Flesh white, crisp, fine, very tender and of the most pleasant quality. It can be classed among the fancy dessert apples. On account of the hardiness and productiveness of the tree and the beauty and quality of the fruit, Longfield is recommended for planting in almost any section of the country. First hardiness.

**Malinda** (Colored Photo Page 93)—Season, late winter. Fruit above medium to large. Skin rich yellow, with dull red blush. Flesh yellowish-white, firm, juicy, very mild sub-acid, with sweet after-taste. Fair quality. The best winter apple for the North. First hardiness.

**McIntosh Red**—Season, September to January. The fruit is very attractive in appearance, of bright, deep red color, and good size. The flesh is very tender, perfumed and delicious. This is another of the great western and southern market

apples. Thousands of acres of these are being planted in that section and are proving the most profitable of any of the orchard trees, especially in the west. Exceptionally heavy bearer at an early age. Second hardiness.

**Northwestern Greening**—Winter, very attractive in color. Is valuable for the northern apple growing districts. Quality as a dessert apple is fair to good. The tree is hardy, vigorous, a fine erect grower, and comes into bearing reasonably early, and as it grows older is an exceptionally heavy cropper. Skin smooth, somewhat waxy, clear pale yellow or greenish, sometimes faintly blushed. Flesh tinged with yellow, crisp and firm; mildly sub-acid, fair to good. Second hardiness.

**Patten's Greening**—Season, October to January. A seedling of the Duchess of Oldenburg, and on account of its hardiness and productiveness and the uniformly large size of its fruit, is valuable in the northern portions of the apple-growing regions of the country. It is grown as far north as the Canadian line, and in other regions where the winters are correspondingly severe. It is attractive in color for a green apple. Very good in quality; comes into bearing moderately young and is an annual cropper, yielding moderate to full crops. First hardiness. Specially good in North Dakota.





PATTEN'S GREENING, THE GREAT NORTH DAKOTA APPLE

**Price's Sweet**—Season, August to November. Very upright grower, early, and annual bearer of medium sized, excellent quality, green striped with red, sweet apples. This is the best of all of the sweet apples for the extreme north planting. Second hardiness.

**Salome**—Late winter. Fruit of medium size and attractive color. Tree vigorous, very hardy, comes into bearing early and is a reliable cropper, yielding moderately to good crops nearly annually. Skin yellow, more or less mottled and blushed with pinkish-red, rather obscurely striped with carmine. Flesh

tinged with yellow, moderately fine-grained, rather tender, juicy, good to very good. Second hardiness.

**Stayman's Wine Sap**—An improved Wine Sap; fruit red, juicy, sub-acid, a long keeper; apple is larger than the old Wine Sap; a better tree, and longer lived; one of the Great Western commercial apples. Second hardiness.

**Wolf River**—Season, October to December. One of the largest apples grown. Tree grows to immense size, very productive, bright red, fair quality, splendid cooking apple. Second hardiness.



YELLOW TRANSPARENT. VERY EARLY APPLE.

**Florence** (Colored Photo, Page 93)—Very desirable for commercial planting because the tree commences bearing very young, is a reliable cropper and extremely prolific. Fruit, good size, very attractive in appearance and good quality. Originated by Peter M. Gideon, of Minnesota. Color, yellowish white, overspread with brilliant pinkish red. Flesh tinged with yellow, crisp, tender, juicy, very brisk subacid; good. August and early September. First hardiness.

**Hyslop**—Season, September and October. Fruit large, very brilliant color, dark red or purplish, overspread with thick blue bloom; borne in clusters. The tree is a good grower, very hardy and a reliable cropper, yielding good crops annually. It is desirable for both home use and for market. First hardiness.

**Soulard**—This is a hybrid between the native Wild Crab and the common apple. It is a very desirable crab for several purposes. It is delicious baked, and makes excellent preserves, and one of the best for jams and jellies. The tree comes early into bearing, makes rapid growth while young, slower as it increases with age. Excellent as an ornamental tree. The

**Wealthy** (Colored Photo, Page 93)—Season, September to January. This variety we consider the most valuable of all the market apples and for home use. The tree is exceptionally hardy, comes into bearing as early as the summer apples, producing immense crops annually, and we believe it is the most valuable apple today for the small or the large orchard. This was originated by Peter M. Gideon, of Minnesota. Fruit above medium to large; color, underlaid with pale yellow, blushed and marked with stripes and splashes of red, deepening in highly colored specimens to brilliant red; very attractive. Flesh, whitish, tinged with red when thoroughly ripe. Moderately fine, crisp, tender and juicy, agreeably sub-acid; good to extra good. First hardiness.

**Yellow Transparent** (Colored Photo, Page 93)—Earliest summer. This is the best of the extra early apples, being excellent for culinary and dessert. It ripens earlier than the Early Harvest; fruit medium to large. Tree moderate grower, very hardy, healthy, comes into bearing very young. Imported from Russia by the United States Department of Agriculture in 1870. Skin thin, tender, smooth, waxy, pale yellow, changing to an attractive yellowish-white. Flesh white, tender, juicy, with a pleasant flavor; good to extra good. First hardiness.

## Crab Apples

**Briers Sweet**—Season, September and October. Tree vigorous, hardy, comes into bearing young and is productive. Fruit pale yellow washed with lively red, striped with carmine. Flesh yellowish, fine-grained, juicy, pleasant, good in flavor and quality. First hardiness.

leaf is very rough, the bark lighter than most crabs. The blossom is similar to the wild crab and very fragrant. Season, all winter. First hardiness.

**Sweet Russets**—Season, August and September. This is the best of all the sweet crab apples. Fruit large, green, russet, with faint blush. It is the very best of its kind for eating from the tree and especially for pickles and preserves. Very hardy, and regular bearer. First degree hardiness.

**Transcendent**—Season, September. The old standard bright red crab. Excellent for canning, preserves, and pickling, very hardy. Makes an immense tree. First hardiness.

## 10,000 Bushels of South Dakota Apples

That is the amount we shipped this past season from our own orchards. This crop more than paid for the land on which the orchards are growing, and it is not cheap land by any means. Don't you think it would be well for you to grow all you want for your own use? Just a few trees taken care of will do it.



**Whitney** (Colored Photo, Page 93)—Season, August and September. One of the most popular of the large crab apples, particularly in the west and north; the fruit is attractive, yellow, striped with lively red, good for dessert and very good for canning. Tree is a thrifty, upright grower, comes into bearing very young and is extremely productive. First hardiness.

**Yellow Siberian**—Fruit medium size, clear pale yellow; an

excellent crab for pickles and preserves. Tree very hardy, healthy, comes into bearing very young. First hardiness.

**Virginia**—Season, September to November. Fruit medium-sized, dark red, and good quality. One of the hardiest and very free from blight. A strong grower. This variety will produce fruit under more adverse conditions than any other tree we know of. First hardiness.

**Prices of Apples on Hardy Baccata Roots**

	Each	Per 6	Per 10	Per 50	Per 100
5-6 ft.....	\$0.90	\$4.80	\$7.50	\$36.00	\$70.00
4-5 ft.....	.75	4.00	6.25	31.00	60.00
3-4 ft.....	.55	2.75	4.50	19.00	36.00



**A BASKET OF MALINDA—THE BEST WINTER APPLE**

**Something About Fruit**

I have talked to you on the last few pages about apples. I want to add just a few words more. In making your selection of varieties confine them principally to those best in your own neighborhood. I would say for a small orchard for your own use select the following. All are hardy and ripen in rotation as named: **Yellow Transparent, Duchess, Longfield, Wealthy and Malinda**. This gives you apples from July to May. Select a few crab apples, just enough for home use. **Whitney, Florence and Sweet Russet**.

There are other fruits just as easily grown as the apple and your orchard should have as complete an assortment as possible. **Early Richmond Cherry**, if you are located south of **Huron, S. D.** Not profitable north of that. **Compass Cherry and Hansen Plums** take the place in the north of all cherries, and of a great many other fruits. In fact, I consider them the all-purpose, easiest grown fruit for this **great American people**—the fellow with a little piece of dirt. They grow easily, produce immense quantities of fruit the next year after planting, and what's the use of waiting for slower-bearing kinds? When I get to talking "**Hansen**" fruits I have to put on the brakes or I would use the whole catalog. They're great, that's all, and I want you to know it.

Don't forget the small fruits—the strawberry—everbearing

and common—the raspberry, gooseberry, currant, the Buffalo berry and choke cherry, for a hedge, maybe, around the orchard. A row of mulberries, fruiting heavily for the birds and lots over to can with currants and gooseberries. You can all grow fruit; you can live better; you can live cheaper, and at such a small initial cost, so little labor, and such pleasant labor. Did you ever plant a tree, watch it grow, produce flowers, then the ripe fruit? And then the delicious baked apple, the plum jelly, the big dish of strawberries—all you can possibly eat, and just wish you could eat more? Will you plant this year? **Enough said.**

**Grafting Wax**

**Grafting Wax—45c per lb.; 5 lbs., \$2.00; 10 lbs., \$3.50.** This is made from the same recipe that we use at the nursery for grafting and covering scars where trees are trimmed. Postage extra.

This wax is to be used for all out or indoor grafting. If you are to make a success of out-door top or other kinds of grafting, you must use wax. This is the identical formula that we use in our nurseries successfully. It should also be used to cover wounds, such as barking of the tree trunks by rabbits, covering wounds from trimming. **Put up in one pound boxes at 50c per box, postpaid; 5 lbs., \$2.00; 10 lbs., \$3.50.**

**Tree Protectors**

These are made of veneering about one-sixteenth of an inch thick and ten by twenty inches square. They must be soaked for a few minutes in water, then bent around the tree and secured by a string or wire. They are extremely valuable and almost a necessity as trees are ordinarily grown.

In placing them they should be nearly closed at the top to prevent mice from crawling over and getting inside. They protect from: **Borers, Mice, Rabbits, Sunscald and Bark Bursting. Price, \$1.65 per 50; \$3.00 per 100.**

**Strawberry and Other Fruit Packages**

We carry these in stock in good assortment for prompt shipment. It is impossible, however, to make a firm price nearly eight months in advance of time of using them. When you determine your wants, write us, and we will quote best prices. In strawberry boxes we carry both kinds of square boxes: those coming knocked down, or to be made up by you (these are best for the large grower); then the patent box

already made up, but bound flat so they may be shipped as easily as the made up, and at only a trifle advance in cost over the knocked down. These last boxes are better for the small grower. Grape baskets are useful for many other purposes than for grape packing, and should you need any we can supply you promptly.

**Spagnum Moss**

For packing and for Florists' use, we gather this in car lots and can make you a very close price on what you may need.

If you are buying in less than car lots, let us quote you. Comes in wired and burlap bales.



### A Foundation for Your Orchard



PLANTING AN APPLE TREE

A foundation for a large building is never built of mud; the architect in making the plans knows that it is necessary to build this of concrete, granite, or other very durable material and specifies it in making his plans. The owner of the building follows the specifications, knowing, as the architect did, the necessity for a good foundation; in fact, it is the important part of the whole building; if the foundation settles or goes to pieces the balance of the building goes quickly and the money invested and the work of the one or two years it took to build it are lost.

It is just as necessary, probably more so, that the foundation for your orchard should be right, because an orchard is the work of a lifetime and is expected to last a lifetime. You builders of houses and large buildings never attempt to commence operations unless you have first made your plans from the foundation to the last item of furnishing. In starting the orchard it is just as important that you make the plans also and then follow them carefully. First, choose the location, bearing in mind convenience, quality and lay of land; the best location for an orchard is a north or northeast slope; the poorest a sharp southwest slope. The quality of land is not so important, as you can always give the land what it lacks. Protection should hardly be considered, as you can always make that faster than you can the orchard, and we want to say a few words about the protection of an orchard.

**Windbreak:** A windbreak of several rows of trees should be planted to protect the orchard from the south and west; that is, the windbreak should be planted on the south and west sides of the orchard. This windbreak should be planted far enough away from the orchard so that the snow will not drift in and destroy the trees, and so that the orchard will not be robbed of its food and moisture.

A light windbreak on the north is necessary, although some planters prefer a row or two of the hardier varieties of apples or crabs for such purpose.

Orchards are not always injured by the cold, but more often by the heat. Orchards planted on the south side of a north and west windbreak are in more danger than if the windbreak was not there. The damage to orchards is caused more often in March than any other month. At that time we often have a week or ten days of rather warm weather, and the sap starts to flow; the warm weather is followed by a severe cold which injures the wood cells, causing the tree to gradually decay.

If the protection had been on the west and south they would have been protected from this warm spell, the trees would remain dormant and in good condition in the spring.

Trees planted on the south of a windbreak bloom much earlier and are caught by the frosts. Where possible, have the windbreak on the south and west rather than on the north.

**Second,** figure the number of trees you are going to need. Apple trees should be planted from 20 to 30 feet apart, depending on the section in which you live; the farther south, the greater distance apart; the farther north, the closer together.

Plums and cherries can be planted from 10 to 16 feet apart, and we find it a saving of ground to first plant the apple orchard, then in the square of each four trees place a plum or cherry; by the time the apple trees need all the ground the plum and cherry have outlived their usefulness and can be removed.

**Third,** select your varieties. This is the most important step of all, and should be considered carefully. To show you the importance of the selection of varieties, I wish to call to your mind the nearest bearing orchard to your place. In every community there is a bearing orchard. If this has been planted a good many years you will note that a great many of the trees are missing; there are a few exceptionally healthy varieties that produce large annual crops; these are the varieties you want in your orchard. If you could find the original planter of this orchard and he had kept a record of

This picture shows a perfect apple tree planted at the right distance from other trees, ground cultivated and in good condition. Apple trees should be planted far enough apart so that the sun and circulation of air can get to all parts of them. If planted too close the under limbs are shaded and the crop is forced toward the top of the tree, and eventually the tree becomes of no value. Plant apple trees in the extreme north not less than 20 feet apart each way. Head them just as close to the ground as possible. Farther south they can be planted farther apart, and can be headed a little higher.



A FREE FEED OF CORPORAL GURNEY MELONS AT ONE OF OUR WAREHOUSES DURING THE MELON SEASON IN 1921. NOTE THE SIZE OF THE MELONS.



FLORENCE

This photograph is of a Crab-apple tree planted by E. A. Bruce in 1914. Produced this past year seven and one-half bushels and has been bearing steadily for several years.

his purchase, you would find a selection of a great many varieties planted there, and only two or three, or at the outside, five or six varieties have done well in that particular section of the country. When you build your house or the big building you tell the architect about what you want, and you leave the details to him, for the reason that he has experience along these lines and you can depend on him. Do you realize when you are dealing with us that you are dealing with men who were born in the nursery business, have never been in any other business; our father was a nurseryman before us, and his father before him, and that this catalog is our 58th annual catalog; that our experience in tree planting extends from coast to coast, from the Gulf of Mexico into

Canada, and that we know the best varieties for your particular locality? And we are going to advise that you leave the selection of varieties as much to us as possible, giving us always as much information as you can as to your choice and to the names of the bearing trees in your particular locality.

**A. E. Bentley, Sheridan, Neb.**

I want to say that the first good apple orchards that were planted in Madison County were Gurney trees.



**Cherries**

**Early Richmond**

—More extensively planted than all others. Fruit ripens in a shorter period than the other cherries, and on that account is not bothered so much by the birds.

**English Morello**

—Late, large, black. Very hardy in fruit bud. Excellent for canning. Do not plant above cherries north of Huron, S. D.

**Mt. Morency**

—Large red, rich, acid, very hardy and productive. Similar to the Early Richmond, but ripens two weeks later. Does exceptionally well in western Nebraska and western Kansas. **5-6 ft., each, \$1.15; per 10, \$10.00; per 50, \$45.00; 4-5 ft., each, \$1.00; per 10, \$9.00; per 50, \$40.00; 3-4 ft., each, 70c; per 10, \$6.00; per 50, \$25.00.**



**EARLY RICHMOND CHERRY**

**100 for \$17.00; 2-3 ft., each, 20c; 10 for \$1.75; 50 for \$7.75.**

**Apricots**—In one of Professor Budds early trips to Russia, he found an apricot that was hardy enough in growth to stand the rigorous climate of a far northern section, the fruit buds killed some winters depending on conditions, but fruited in Iowa often enough to make them a desirable addition to the fruit list. The apricot is a very rapid growing beautiful tree, loading itself with large annual crops in localities where the fruit buds do not kill. I do not advise it for trial North of Yankton. **5 to 6 feet, each, 85c; 5 for \$4.00; 10 for \$7.00.**

**Choke Cherry**

This is one of the best of our ornamental fruit trees. Absolutely hardy anywhere. Always symmetrical, and when in full bloom, is a great bank of snow with the added beauty of its nutty woodland fragrance, and later its rich, highly colored, purplish-black fruit. Our western dwarf varieties exceed all others in quality of fruit. Especially fine for jelly and jam. **3 to 4 ft., 25c each; 10 for \$2.00; 50 for \$9.50;**

**Zumbra Cherry**—Originated in Minnesota, is a cross of the Pin Cherry, the large Sweet Cherry of the west coast and the wild Sand Cherry of the Dakotas. It seems to be a happy combination as Zumbra is as hardy as the Sand Cherry, grows like the Pin Cherry and the fruit is as large and as good quality as the California Sweet Cherry. Comes into bearing the next year after planting, very prolific, maturing large annual crops. Zumbra is placed on the Minnesota recommended fruit list as "leading variety" in all districts except No. 6, in No. 6 for trial, the South line of No. 6 is the South line of St. Louis, Itasca and Beltrami counties. Zumbra ripens after all sour cherries are gone. Follows closely after Waneta plum. **Price: 3 to 4 ft., 95c each; 5 for \$4.25; 10 for \$8.00; 25 for \$18.50**

**Compass Cherry**

This tree produces the first year after planting.

It bears invariably at two years old large quantities of most excellent fruit. In size it is larger than the **Early Richmond Cherry**. The quality is between the cherry and the plum. This perfectly hardy fruit was originated at Springfield, Minn., and is a cross between the native Sand Cherry and the American plum. The fruit brings the best prices of any on the market, and the demand has never been supplied.

The **Compass Cherry** ripens at a time when none of the Prof. Hansen plums are ripening, and for that reason it will always be retained on the fruit list, though it is much smaller in size than any of the Hansen plums. Do not understand by this that the **Compass Cherry** is only valuable because it fills in a space. It has a different flavor, is one of the very best for canning purposes. **3-4 ft., each, 55c; 10 for \$5.00; 4-5 ft., each, 80c; 10 for \$7.50; 50 for \$35.00; 5-6 ft., each, \$1.00; 10 for \$9.50; 50 for \$40.00.**

**Moscow Cherry**—I want to call special attention to the recent introduction by Prof. Hansen of the Moscow Cherry. I have been in the nursery business in the Northwest all my life, and previous to the introduction of the Moscow, cherries could not be produced safely more than fifty miles north of Yankton, and it has deprived the northern home-builders of this delicious fruit.

**Siberian Cherry (Prunus Tomentosa)**—This very valuable Siberian cherry was brought from Russia by Prof. N. E. Hansen, is extremely hardy, bears very early and should be allowed to grow in bush rather than tree form. It produces in abundance cherries nearly as large and much sweeter than the Early Richmond, reproduces true from seed and every one should have a start of this fruit, especially in the North, where the ordinary pie or sour cherry cannot be grown. The supply is limited, not exceeding 150 trees. **Each, \$1.00.**



**COMPASS IN BLOOM**

Prof. Hansen realized the lack of a genuine cherry for the cold Northwest, and in his numerous Russian exploration trips he discovered this cherry growing where the temperature was considerably lower, snowfall lighter, and all conditions more strenuous than any part of North or South Dakota. These trees were long-lived, producing large quantities of cherries equal to or larger than the Early Richmond, and on his return from Russia and after demonstrating that these were good for the Northwest, we secured a supply from him and we now have a small lot ready for market. **Each, \$1.50.**



**CHOKO CHERRY**





**SAND CHERRIES GROWN BY OTTO HIMLAR, WILLISTON, N. D.**

**Sand Cherry**—It is absolutely hardy and produces immense quantities of slightly astringent berries, about the size and shape of the Early Richmond Cherry. Bears first year after planting. This is an extremely valuable fruit and should be largely planted. Prof. Hansen has been for some years breeding this fruit, growing and selecting from tens of thousands of seedlings. He has made great progress. (Sold commonly as "Rocky Mountain Hybrid Cherry.") **Each, 20c; 10, \$1.40; 100, \$13.00.**

**Buffalo Berry**

This is very useful as well as ornamental, and is planted as much for an ornament as for its fruit. The tree grows from 7 to 12 feet high, has silvery foliage. The fruit is much like that of the Red Currant, and is used for the same purposes. The Buffalo Berry makes an excellent hedge.

	Each	Per 10	Per 100
18-24 inch.....	\$0.25	\$1.75	\$15.00
2-3 ft.....	.30	2.20	19.00

**Juneberry Dwarf Mountain**

There are several species of this valuable tree. Some grow to the height of 20 feet. They are variously called "Shadberry," "Serviceberry," "Juneberry." The kind we offer grows but little over 4 feet in height, is enormously productive and hardy anywhere in the United States or Canada. This is the Jefferson strain and is best of all. **Each, 30c; 10 for \$2.70.**

**Mulberry**

The Mulberry is useful as a shade tree, for hedge purposes, and for the immense quantity of fruit borne by it. We are listing the Russian Mulberry only, as it is the hardiest of all. The fruit varies in color from jet black to a pure white and is excellent for canning with tart fruits like gooseberries, currants and plums. It is delicious to eat direct from the trees. They make an excellent ornamental hedge that will stand trimming.

	Each	Per 10	Per 100	Per 1,000
12-18 inch.....	.....	.....	\$1.50	\$11.00
18-24 inch.....	.....	.....	2.00	14.00
2-3 ft.....	\$0.20	\$1.00	4.00	.....
5-7 ft.....	.40	3.75	.....	.....

**Pears**

**Pears**—We are again showing the photograph of a Flemish Beauty pear tree of Yankton County, South Dakota. We have hundreds of bearing pear trees in Yankton County. They seem to do even better in some localities than apples. We had seven varieties of pears at the State Fair all grown in S. Dakota. Pears have been grown successfully in this part of the state for the last twenty years. We have trees in this county that are thirty years old and are producing immense crops of fruit almost every year. The pears grown here are of much better quality than those grown in any other part of the world. We did not have them in small plates, but had them by the bushel, all grown in Yankton County. The varieties offered are:

As the pears send their roots straight down, the soil should be loosened to considerable depth either by digging or blasting with dynamite. Be sure the dirt is well settled before planting the trees. We are offering the varieties that have proved hardiest and given the best results.

**Flemish Beauty**—Large, juicy, rich; one of the hardiest and most popular. September and October.

**Keiffer**—Its large size, handsome appearance and remarkable keeping and shipping qualities make it exceedingly profitable for market. October and November.

**Anjou**—A large pear, highly flavored. Very productive. One of the best for the middle west. 4-6 ft., each, 80c; per 10, \$6.00.

**Duchess**—One of the very best pears for the north. Not very large, fine quality, and juicy. Keeps well into the winter.



**BUFFALO BERRY**



**MRS. CWACH, YANKTON, S. D., AND HER PEARS**

**From Mr. Cwach, Yankton County, S. D.**

My pear orchard was purchased from you five years ago and the trees are loaded with large, fine pears. Some of the trees are over 15 feet tall and full of fruit from the ground to the top. The picture does not show the fruit very well.

**Dwarf Pears**—We find the Dwarf Pear bearing within two years, generally after transplanting, and seems to be quite a bit harder than the standard pears. We would advise the planting of the dwarf in the extreme north; in fact, we would advise anyone planting pear trees to plant one or two of the dwarf varieties on account of the extreme hardness and their early bearing. We have the following varieties in Dwarf Pears: Flemish Beauty and Keiffer, 2 year. **Each, 70c; per 5, \$3.00.**

**Auto Paint**

Give the old car a new coat, costs but \$4.93 and your labor and the car looks like new. Try it. See Page 45.



**MULBERRY**



## Hansen Hybrid Pears

We have propagated these pears for 6 years, and they have proven absolutely hardy in the last 6 winters, and the winter of 1920 was the most severe test winter we have had for twenty years.

We are offering you a few of the one-year-old pears with a strong belief that they will prove strictly hardy, blight-proof, and produce pears of fair size and quality, and in most cases will be excellent ornamental trees as well as fruit trees. We are sending these out under **our own personal guarantee** that if they do not prove hardy and blight-proof we will refund the money you paid for the trees; or will later, as we find others more hardy and blight-proof, give you other trees in the place of any that failed to do as guaranteed.


I want you to distinctly understand in purchasing these trees that we believe in them and shall plant a good orchard of them ourselves.

We have budded these on the hardy quince stock that has stood the last two winters, equally as well as the pear itself. This has a tendency to half-dwarf these trees, and makes them bear very early. It will only be a question of a short time before you can determine the full value of Hansen pears. **Price, each, 90c; 10 for \$8.25.**

## Quince

**Jap Quince**—Hardy south of Yankton without winter protection. With a little protection of straw or dirt it will do well and produce fruit, that is valuable for conserves.

Has a very dark red flower that is attractive throughout the spring. **3 ft., heavy, each, 50c; per 5, \$2.25.**



## Brother George with an Opata Plum Limb

It seems to please George to know that he has not lied to any of you fellows about the Opata Plum. You see George writes a good many letters every day about the Hansen plums. Sometimes in writing he gets to orating so loudly that we can hear him all over the office, and when it gets plum time he gets out among them and has his picture taken to go into the next catalog. George isn't such a bad fellow and he does his best to tell you the truth. However, he gets enthusiastic and if he goes over the line and you catch him at it, he will "renig" gracefully. The limb which he is holding is from a one-year coming two-year Opata Plum. There were three other branches on this little tree loaded equally as much as this one.

**Hansen Plums except Waneta—5-7 ft., 85c each; \$4.10 per 5; \$8.00 per 10; \$37.00 per 50; \$70.00 per 100. 4-5 ft., 65c each; \$3.10 per 5; \$6.00 per 10; \$27.00 per 50; \$50.00 per 100. 3-4 ft., 50c each; \$2.30 per 5; \$4.40 per 10; \$20.00 per 50; \$37.00 per 100.**

**Waneta—5-7 ft., \$1.10 each; \$5.00 per 5; \$9.50 per 10; \$43.00 per 50; \$80.00 per 100. 3-5 ft., 90c each; \$4.25 per 5; \$8.25 per 10; \$36.00 per 50; \$65.00 per 100.**



## Sapa and Opata Plums, and Others of the Sand Cherry Cross, and How to Grow Them

We have demonstrated by a number of years of practical experimenting that all of the plums of Sand Cherry blood should be grown in bush form instead of tree form. By doing this you get nearly twice the fruit, and the tree will last longer. This includes Compass Cherry as well. It is always easier to pick your plums up than to pick them down, and since you gain a number of years in the life of a tree, and get a greater quantity of fruit each season it is better to grow them this way.

## Zumbra Cherry

George just writes me from the Minnesota annual Horticultural meeting that we have made no mistake in growing and selling the Zumbra cherry, says nearly every person attending is shouting its praises; want more because they bear good fruit that finds a ready market at a profitable price. The old way was to plant a tree and then commence to wait about five to seven years for a profitable crop. Then the real fellows like Professor N. E. Hansen of South Dakota and some of the Minnesota boys commenced to do things. The result—you may now plant many varieties of Plum and Cherry this year and harvest a first class crop of great big good quality fruit next year. Some doings! If you want that kind of an orchard, plant Sapa, Opata and Waneta Plum and Zumbra Cherry. What few Zumbra we have this year at **95c for one; 5 for \$4.25; 10 for \$8.00; 25 for \$18.50.**

Miss Zeller accompanied us on our west coast auto trip. Had some very interesting experiences—one that she will remember probably longer than others is the nest of Yellow Jackets that she disturbed by stepping on their home. Oh Boy! They were sure live ones. Another will be the night she and Bonnie tried to sleep on a mountain in Wyoming in the rain while the car reposed comfortably in a water hole after sliding down said mountain. There was a lot of more pleasant experiences.



**MISS ZELLER**, one of our loyal stenographers, who wanted to find out whether or not all of the things George had been writing about the Hansen plums were true. This is a branch from one of the trees and it convinced her.



## PROF. HANSEN'S NEW HYBRID PLUMS—VERY HARDY Bear Delicious Fruit in 2 Years

He has, by his inventions of fruit, extended the profitable fruit-growing belt over the wide, barren prairies of the Northwest. He has made it possible for every man, woman and child, with a piece of land, to produce, cheaper than they can buy it, all of the fresh fruit they could use, during each season, and enough extra to can to last the entire twelve months. Are you producing this fruit—your share of it? If not, you are passing up some of the good things of this life. Prof. Hansen has, by exploring in foreign countries, and some points that are so far north that none of us would care even to visit those places, brought to this country and distributed alfalfa seed that will produce paying crops where alfalfa never could have been produced previously. He is working along lines now with fruit, trees and flowers, and within the next very few years, when his new creations are introduced, will astonish the fruit world. In his invention of the race of Hybrid Plums he not only surprised and astonished the fruit world, but I believe it was something like a "Jackin the box" to him, and I would bet 30 cents that he dodged some when he saw the results. Think of a plum tree, no larger around than a lead pencil, only four feet high, one single sprout one year old, coming two, maturing as high as 30 plums, each plum measuring more than one inch through. This is a common occurrence in the nursery rows, and lots of the trees two years old, coming three, will produce half to three-fourths of a bushel of fruit. Think of having ripe plums in the middle of July, instead of waiting until the middle of August. Think of having ripe plums in the middle of July until it freezes. Think of having plums of the most delicious taste, tender skinned and exquisite fragrance, and quantities enough so that you need bushel baskets to pick them in. Think of having plums that are hardy enough to stand any degree of winter temperature and any amount of extremely hot,



BUDDING 250,000 PROFESSOR HANSEN'S NEW PLUMS AT OUR EVERGREEN NURSERY, YANKTON

dry summer weather. Leaves of tropical appearance, fruit colored from the light reds to the jet blacks. If you can think or imagine any or all of the above you will simply think or imagine what the Hansen Hybrid Plums actually are, and you can prove every word of it by giving them a fair trial in your garden or orchard.

They are wonderful keepers. We packed in a small wooden box holding about one quart a quantity of the **Hanska** and shipped them to **San Francisco, California**, with instructions to reship after sampling them, to New York City. We instructed New York in turn on receiving the package to sample the fruit, report its condition and reship to us. We are printing reports of the San Francisco and New York parties, and our report is that the fruit reached us in reasonably fair condition. It was sixteen days in the mail, opened, inspected and repacked twice, and still reached us in marketable shape.

## PROF. HANSEN'S Wonderful Sapa and Opata Plums



### OPATA

**Opata**—Sioux Indian for "bouquet." First to ripen. At blooming time it is a gigantic bouquet of white flowers of most exquisite fragrance. Blooming just a little later than the American plum, it escapes frost dangers. Again, when the fruit is ripe, combine the large leathery foliage and the dark purplish red fruit, with blue bloom. It is indeed a bouquet at that time. The Opata is a cross from the Dakota Sand Cherry and the Gold Plum, originated by Luther Burbank, and for which \$3,000 was paid when first introduced. Tree is vigorous in growth, heading very low and of quite spreading habits, and we recommend that you allow it to grow rather in this form than in the regular high trunked, trimmed, tree form. It forms fruit buds freely at one year old and bears without exception the next year. Color of flesh green, flavor very pleasant, combining the spicy acid of the Sand Cherry with the rich sweetness of the Gold Plum. Ripens with us about July 15th, and will hang on the trees in good condition for about two weeks. The photograph we are showing is taken almost at random from any of the hundreds of trees in the nursery and shows the fruit as it clusters about the limbs in a mass almost from the ground to the tip end.

**Cheresota**—This is practically the same as the Sapa. Plums slightly larger, ripen ten days to two weeks later. An excellent addition to the collection.

#### From Mr. Henry North

Van Buren County, Mich.

Received the two Sapa plum trees in No. 1 shape and have them planted. Thanks for these fine trees and for your prompt shipment.

#### From L. E. Gilman, Lemmon, S. D. (Photo)

Perkins County, S. D.

I am enclosing a photograph of my Hansen plums. It is wonderful that Professor Hansen has produced such a valuable fruit for this Northwest country.



L. E. GILMAN, LEMMON, S. D., HANSEN PLUMS. OPATA





L. P. VOGTMAN SAPA

**Waneta**

Placed on the recommended fruit list of all Northwestern states as the highest type, hardiest and most profitable to grow of any. It is not alone good for the northwest. I saw them producing wonderful crops of plums as large as any other variety grown in California, in fact I am firmly of the opinion that Waneta will be the most profitable plum for our west coast customers as it is of large size, best quality, heavy annual bearer and a wonderful shipper.

An orchard of Wanetas four years planted at South Dakota State Hospital here at Yankton produced last season over four bushels per tree, and nearly as many the year previous.

Waneta is the most rapid growing of any plum. We have produced trees at one year old as much as ten feet high. Mr. Topp of our Greenhouses planted a tree at his home four years ago; it has given him all the plums he needed for the family and is now fifteen feet high and spreads nearly as much.

Waneta will always cost a little more than other varieties.



WANETA NATURAL SIZE

**From W. M. Young, Pierce County, N. D.**

I am enclosing a photograph of the Hansen plum tree. This tree, with others, was planted in the spring of 1921, just one year and three months before photo was made. It bore 124 plums. I had to prop the little branches up, or they would have laid on the ground. I have five of your Hanska plums planted five years that bear each year very heavily, get ripe the first of August and no reasonable amount of money would induce me to part with them. We are 45 miles from the Canadian line.

**Waneta, the Most Delicious of All Plums**

**This is unquestionably Prof. Hansen's masterpiece in Plums. It combines hardness, immense size, delicious quality, long keeping, beautiful color, small pit, and early bearing, often producing a good crop in two years from planting.**

"My belief is that in this variety I have combined the best points of the native and the Japanese plum. It is probably the largest of over 10,000 seedlings. The size here at Brookings in 1912 was two inches diameter; weight, two ounces. Good, red color; skin free from acerbity, flavor delicious. Pedigree the same as Kahinta I introduced last year. The female parent is the Apple plum, a large Japanese variety originated by Luther Burbank of California; the male parent is Terry, the largest native (*Prunus Americana*) plum, originated by the late H. A. Terry of Iowa. The Waneta plum was exhibited at the South Dakota State Fair at Huron in September, 1912, by the Horticultural Department of this Station. Waneta was a "Yanktonais boy from the wilds of the James river," who won fame in the War of 1812, and became a great chief.

The Waneta plum is absolutely the largest and undoubtedly the best of all the Prof. Hansen introductions, and this means they are better than anything grown at the present time in any part of the country. The fruit of the Waneta has reached the size of two inches in diameter. Just take a ruler and place your two thumbnails on it two inches apart and you have the size of the Waneta. With reasonable cultivation it is as large as a small apple, as large as a good large peach, and is hardy anywhere in the northwest. An early and immense bearer.

5-7 ft. \$1.10 each; 5 for \$5.00; 10 for \$9.50; 50 for \$43.00; 100 for \$80.00.  
3-5 ft. 90c each; 5 for \$4.25; 10 for \$8.25; 50 for \$36.00; 100 for \$65.00.

**From L. P. Vogtman, Hubbard County, Minn.**

I am pleased to send you this photo of my son Paul and myself standing behind the Sapa plum tree that we bought of you in the spring of 1921. This picture was taken June 26, 1922, and shows only one branch of the tree. By the middle of August, our one year planted trees were all drooping to the ground with beautiful large blue plums. It seemed as though the tiny branches could not stand up under such a load. Opata trees were equally as well loaded. I am enclosing order for 38 more trees. You certainly have the fruit for this country.



W. M. YOUNG, ORRIN, N. D.  
HANSEN PLUMS



**Sapa**—Sioux Indian for BLACK. "As dark as the shades of evening ranked in the western heavens" Turning the branches of this tree back and exposing the long ropes of glossy black fruit to the rays of the sun, the background of the brown smooth bark and glossy dark green foliage is certainly a pleasant sight and one to be remembered. This fruit is eatable and hangs on the tree for more than three weeks. When it first commences to mature the skin is dark green and the flesh of the royal purple. The color of the skin and flesh gradually changes until it is as black as the darkest midnight. The skin of this variety is especially tender and practically disappears with ordinary canning. This plum makes excellent preserves and jelly and is of the finest quality for eating fresh from the tree.



F. L. RALPH, PALISADE, MINN., SAPA

**From F. L. Ralph, Aitkin, Minn.**

Enclosed find pictures of the Hansen plums I bought from you in 1918. The Sapa plum is headed twenty inches from the ground and the top spreads 14 feet, full of plums.


**Professor Hansen's Long Keeping Hanska**

**Prof. Hansen's Hanska Plum**—(Sioux Indian for Tall), and refers to the extraordinary growth and symmetrical shape of the Hanska plum tree. The Hanska does not come into bearing as early as those varieties containing Sand Cherry blood, but three and four year old trees in the nursery were loaded with most excellent fruit. The Hanska was produced by crossing a wild Northwestern plum with the very large, firm-fleshed, fragrant apricot plum of China—Prunus Simoni—which is so very popular in all of the orchards of California. This variety has all of the good qualities a plum should have. The Hanska is a very large plum, a great many specimens measuring better than 1½ inches in diameter. It is of the best quality for eating from the tree, for canning, preserving, or making jelly. None of the California or native American plums compare with it in any way. In color it is a bright red with heavy blue bloom. In shape it resembles its male parent, the Apricot plum. To see this tree in the nursery, its

tropical foliage, its limbs laden with the luscious reddish-blue fruit; to get on the lee side of it and catch its fragrance, is a pleasure that can only be exceeded by the actual eating of the fruit, and we invite you to come to the nursery this summer and participate with us in this pleasure. As a shipper no other plum compares with it.

As we have told you in the general description of the Hansen plums, this is the variety we sent by mail from Yankton to San Jose, Cal., from San Jose to New York, and from New York back to Yankton, and reached here in fairly good condition.

**Ezaptan Plum**—Same pedigree as the Sapa; remarkable for its early and everbearing quality. Color of fruit dark purple. Average about the same size as the Sapa. Quality delicious. Fresh purplish-red from skin to pit. Growth of tree similar to Sapa.



KAGA, TWO-THIRDS NATURAL SIZE. NOTICE SMALL PIT

**Kaga**

Of the same pedigree as the Hanska; ripens with us just a little earlier than the Hanska and seems to be a little larger and a little better quality. The fruit has occasionally cracked on the tree when we had extremely wet weather during the ripening period. We find this about one-quarter to one-half inch larger in diameter than the Hanska, and believe it will be one of the main market varieties as soon as well known. This is one of the very desirable shipping plums.

**S. Johnson, Cranbrook, B. C.**  
"I took first prize on the Waneta plums at our Fair here this fall."

**Wastesa**—One of Professor Hansen's introductions. A pure American tame plum, extra large, of high quality. An annual bearer. We can furnish this variety in the three to four-foot size only.

**Yuteca**—An American plum introduced by Professor Hansen which has proven very productive. Of high quality and extremely hardy. Somewhat larger than the average tame plum. Ripens moderately early.

**Prices of Hansen Plums Excepting Waneta**

	Each	Per 5	Per 10	Per 50	Per 100
3-4 ft.....	\$0.50	\$2.30	\$4.40	\$20.00	\$37.00
4-5 ft.....	.65	3.10	6.00	27.00	50.00
5-7 ft.....	.85	4.10	8.00	37.00	70.00

**Prices of Waneta Plums**

	Each	Per 5	Per 10	Per 50	Per 100
5-7 ft.....	\$1.10	\$5.00	\$9.50	\$43.00	\$80.00
3-5 ft.....	.90	4.25	8.25	36.00	65.00

**American Plums**

This consists of tame plums that have been commonly grown for years. Do not neglect to include a few of these in your order. We are offering the varieties that have given the best results throughout the northwest.

**De Sota**—Bright yellow fruit, best in quality. Tree only moderate grower, inclined to overbear. Fruit should be thinned.

**Golden Queen**—An American plum originated in Iowa. Bright yellow, very productive, high quality and hardy. Medium to above average size.

**Omaha**—A medium size dark red plum. On account of its production under all conditions it is becoming one of the most popular of the American plums. The quality is good. The tree is very hardy. Ripens early. We can furnish these in the three to four foot and four to five foot sizes only.

**Stella**—One of the largest of the American plums. Dark green turning to red. Of exquisite quality, very hardy and productive. We can furnish these in the three to four foot and four to five foot sizes only.

**Surprise**—Fruit is very large, bright red. It may easily be mistaken at a few feet distance for a tree loaded with finely colored peaches.

**Wyant**—Under good cultivation, one of the best. Prof. Budd says, 1897: "The best of all for profit." Tree a straggling grower. Has not been troubled with "plum spot"

**Wolf**—This is at least as good as any for all purposes. Large, round, dull red, perfect free stone, and unexcelled for eating from the hand. It is only excelled in quality for culinary purposes by the De Sota and Surprise.

3-4 ft., 50c each; 10 for \$4.50; 50 for \$20.00.

4-5 ft., 80c each; 10 for \$7.00; 50 for \$35.00.

5-6 ft., 90c each; 10 for \$8.50; 50 for \$40.00.

**Peaches**

These are successfully and even profitably grown in central Minnesota by laying down and covering for winter. Prof. Budd says an acre can be handled as easily as an acre of blackberries. My experience confirms it. We keep Bokara No. 3, Bailey, Crosby and Elberta, our hardiest and best. Will endure mild winters unprotected. Hardier than any of the seedlings. 4-5 ft., each, 50c; 10 for \$4.50; 50 for \$20.00.

**Gurney's Dakota Peach**—The hardiest peach in existence has borne regular crops for the last five years, hardy in both wood and fruit bud, fruit as large as Elberta, quality and color very much better. We have a very limited supply this season. Advise those planting north of Yankton to plant this Peach on south side and close up to house or fence for protection. 5 to 7 foot trees, \$1.00 each.



## Root Grafts—Apple, Plum and Pear

These are scions and roots grafted and tied together with waxed cord ready to plant. Apples should give from 75 to 95 per cent stand. Apple root grafts are put up in bunches of 50 each and bunches will not be broken. No order for root grafts will be booked after March 15th, and they will be shipped as early in April as possible without regard to other stock ordered. Small lots will go by parcel post, and they should be planted immediately on receipt of the grafts. They should be planted with a dibble as per instructions for cuttings. **Price: Apples and Crabs, Baccata Crab Roots, 50, \$4.00; 100, \$6.50; 1,000, \$50.00.**

**American Plum Root Graft**—Our process of putting up plums has given us for a number of years practically as good stand as with the apples. These are all grafted on the American Plum root and we can furnish them in any variety. **Per 50, \$3.50; per 100, \$5.00.**

**Hansen Plum Root Grafts**—25 for \$3.50; 50 for \$6.50; 100 for \$11.00.

We will get the root grafts to you in good condition but we will not replace those that fail to grow.

### From Hugo E. Lindstrom, Winnebago County, Ill.

Received your currant bushes in fine shape. They certainly had nice roots and I know that every one will grow. Thank you for your square dealing.

### From John W. Lutz, Windsor County, Vt.

The order of Baccata apple root grafts came through in most excellent condition. Next season I shall get my order to you earlier. I am sure this lot of grafts will do well for me.

## Currants

We picked from this field of two-year-old plants literally thousands of quarts of the best currants. This is a real field of currants, and S. S. said he grew them and wanted this picture with them, so here it is.

Currants can be grown successfully in any part of the country and will produce fruit quicker than any other small fruit, and is a sure annual crop. They grow and produce with almost no care, but just like any other tree or plant, will pay a hundred fold for additional care. Just give them a little cultivation, some manure worked into the soil, a little bit of trimming after the fruit is harvested, and you will have, not only fresh fruit, but quantities to can and make the best jelly. If you like a milder jelly, mix the currant juice with one-half apple juice, and it's delicious.

**Crandall**—Very large; black; fine quality, and keeping qualities after being picked. Bush a strong grower, vigorous and hardy; proof against currant worms. **Each, 35c; 5 for \$1.50.**

**North Star**—Medium size; fine flavored and prized in both kitchen and market. Bush very strong grower and should have plenty of room. Produces large quantities of fruit.

**Red Dutch**—A hardy, well-known standard variety; early, a prolific bearer and does well everywhere. It is, perhaps, planted more extensively than any other variety.

**White Grape**—Large; white; sweet or mild sub-acid; very good quality and popular for dessert and kitchen, and well known in market. Bush low and spreading. Very productive.

**Lee**—Medium large; black; fruit of fine quality, desirable for both kitchen and market. Bush a vigorous grower and very productive.

**La Versailles**—Very large; red; bunch long, of great beauty and excellent quality; one of the finest and best, and should be in every collection.

**Victoria**—Large; bright red; bunches extremely long; berries medium size, of excellent quality. Good erect grower, very productive. Ripens late, making it one of the most valuable sorts. Hardy.

Above varieties, unless otherwise priced: **2 year plants, 15c each; 10 for \$1.30; \$5.50 per 50.**

**Perfection Currant**—(See cover)—You have all grown the old standard varieties of Currants, producing only a medium crop and those of small size. By the introduction of this new **Perfection Currant** we are doubling the crop and the

size. We picked currants of this variety in our nursery this past season, nearly as large as the Early Richmond Cherry and in clusters of ten to twelve currants on each stem. When first introduced, won **Berry Gold Medal** at Pan-American Exposition and gold medal awarded; at the Louisiana Purchase Exposition. It is certainly a wonderful fruit and should be in all your gardens. **No. 1, each, 25c; per 10, \$2.00; per 100, \$18.00.**

CHERRY CURRANT



THIS SHOWS A FIELD OF THOUSANDS OF TWO-YEAR-OLD CURRANT BUSHES IN OUR EVERGREEN NURSERIES







ELDORADO

## Blackberries

Instructions for planting and care: When you receive the Blackberries they will have a certain amount of the old cane on them. This is left more for the purpose of handling the plant than otherwise. The new canes come up from below the ground, and produce the fruit the next year after planting. Plant your Blackberries about 2 feet apart in the row and the rows 5 feet apart. Plant them about the same depth that they stood in the nursery.

We do not recommend Blackberries for any point north of Yankton in the prairie country, except in sheltered localities, but they can be grown successfully in almost any part of Minnesota in the timber country, or south of this point. We have seen large fields of Blackberries grown successfully and profitably in cottonwood groves that have been thinned out either by nature, cutting, leaving open spaces and planting the roots there, allowing them to grow wild. This method is worthy of trial in almost any section.

**Snyder**—Undoubtedly the hardiest variety of the Blackberry; an abundant bearer, of good size, and good quality berries. **10, 60c; 100, \$4.75; 500, \$17.00.**

**Eldorado**—One of the hardiest and most vigorous of all blackberries enduring the winters of the northwest without injury. The yield is enormous, berries large, jet black and borne in large clusters. Very sweet, have no core and will keep eight to ten days after picking. A splendid blackberry. **10 for 65c; 100 for \$4.95; 500 for \$18.00.**

## Blackberries in Thin Groves

It is feasible to grow profitably and satisfactorily, good crops of the above varieties of blackberries, in cottonwood or poplar groves where they are not planted too closely together. This is especially true if the groves are growing on lower ground. I advise planting the blackberries in the regular way. As soon as planted mulch heavily with well rotted manure or old straw or hay. Put this on thick enough to keep weeds and grass from growing among the plants. If you are unable to grow them in the regular way in the open field you need not give up this desirable fruit. Try it!

## Dewberries

Instructions for planting and care: Are propagated from tips. That is, the end of the vine roots in the ground. These will also be delivered to you with a portion of the old cane attached. This is of no value except for handling purposes, as the new cane that produces the fruit next year comes from the crown of the little plant you will receive. The Dewberry will have a quantity of fine roots. In planting, these must be spread out, the soil worked in carefully among them and the crown not covered over one and one-half inches.

Plant 18 inches apart in the row, rows 4 to 5 feet apart.

**Lucretia**—We do not advise planting this unless you have sandy soil, as it does better on that than on any other soil. This is a creeping plant and will often grow as much as fifteen feet in one season. The vines should be trimmed back to about three feet for best results. The fruit is about three times the size of the Blackberry, very sweet. **Price: Each, 10c; 10, 60c; 100, \$3.00; 500, \$12.00.**

## Grapes


Instructions for planting and care: One of the most satisfactory fruits, and can be grown anywhere. For the extreme north use the hardiest varieties, as the Beta. As you go farther south take standard varieties, as the Concord. A grape vine must be protected from air from the time it is dug until it is back in the ground. They kill easily if left unprotected while out of the ground. When you receive the

grape, it will have very long roots. These should be cut back to about 6 inches in length. The hole should be dug a spade's depth, and the roots spread out on the bottom of this hole. See that the earth is worked in well among the roots. Pack well, cultivate and fertilize, and you will have best results. A trellis will be needed the second year after planting.

**Alpha**—Very hardy black grape, preferred by some to the Beta. A splendid selection of the native wild grape. Bunches large and well shouldered. Individual berries large and jet black, covered with a bluish bloom. Flavor excellent. A splendid grape for making jellies. An abundant bearer and unsurpassed for hardiness. Needs absolutely no winter protection. **Each, 30c; per 5, \$1.25; per 10, \$2.25; per 25, \$5.00.**

**Agawam**—An early ripener. Vine strong, bearing very large berries, with soft, sweet pulp and thick skin. **Each, 20c; per 10, \$1.80; per 50, \$8.00.**

**Beta Grape**—The people moving north regret the loss of their Grapes, which are wonderfully attractive and refreshing in the late summer. Many the heartache and sigh of disappointment when the housewife finds she cannot grow Grapes on her new homestead or northern home. The Beta changes all this, as it will grow readily in North Dakota without covering, not only grow, but produce as much fruit per vine as the large varieties in the East, rapid growers often making a growth of 15 to 20 feet in a single season. Extremely valuable for covering summer houses, outbuildings or fences. We recognized the value of this new Grape when it was first introduced. Prof. Green, the greatest horticulturist and fruit growers' friend, of Minnesota, introduced this Grape in the North, and we have seconded his effort to the best of our ability and are certainly proud of



BETA GRAPES AND COMPASS CHERRIES GROWN BY MATTIE T. CRAMER MALTA, MONT.

our success in getting it out among the growers and more proud of the success attained by the growers. It has made their homes beautiful and produced immense quantities of fruit. **Each, 30c; per 5, \$1.25; per 10, \$2.25; per 25, \$5.00.**

Rockport Mennonite Society sold \$465.00 worth of Beta Grapes from ninety vines in 1920. Can you beat that?

## On the Inside of the Back Cover

We are showing colored photographs of various varieties of grapes that can be grown anywhere in the northwest and as sure to produce a crop of fruit each year as any fruit you can plant. A grape requires care for best results, but will, even under adverse conditions and neglect, produce large crops of those delicious bunches of grapes.

The varieties offered on the cover page are the best in


hardiness, production and quality. The Beta may be left on the trellis through the winter in most sections—no other grape so hardy as the Beta. The other varieties for best results require some winter protection. We print a bulletin "Small Fruits" we want you to have as it will help you—it's free!



**Beta Grape Seedlings**—S. S. Gurney at the nursery takes a lot of pleasure in making various crosses of fruits, flowers, etc. Two years ago he made a number of crosses of Beta Grapes with approximately twenty varieties of standard large grapes. These plants are now two years old and should produce some fine grapes, valuable new varieties, and it will be interesting for you to watch these grow and see what the fruit will be. It is probable that most of them will be at least as good as the Beta, no doubt some of them as good or better than any of the grapes with which the Beta was crossed. In growing grapes from seed a portion of them will be male and will not produce fruit, most of them, however, will bear abundantly. We would advise buying these liberally to plant in the vineyard or for planting along fences or out buildings. They will make a very rapid growth. **Each, 15c; 10 for \$1.25; 25 for \$2.50; 50 for \$3.50; 100 for \$6.00.**

**From Joseph Weaver, Madison County, Ia.**

I am enclosing photographs of my grapevines which I purchased from you. I do not see where they could carry any more fruit. These are the Concords.



JOS. WEAVER



LUCILE, ONE-THIRD SIZE

**Clinton**—Only good grape for wine. **Each, 18c; \$1.50 per 10; \$7.00 per 50.**

**Champion**—One of the earliest of the large black grapes. With winter protection these can be successfully grown in most parts of North Dakota. Very productive, vines vigorous and hardy. **Each, 15c; 10 for \$1.40; 50 for \$6.00.**

**Delaware**—One of the finest table grapes, bunches not large, compact, well shouldered, berries rather small, juicy and sweet without any hard pulp. Spicy flavor, probably the best American grape, all things considered. Ripens medium early, color red. **Each, 28c; 5 for \$1.25; 10 for \$2.30; 25 for \$5.50.**

**Elvira**—White. Bunches medium size, very compact. Berries medium and sweet when fully ripe. A splendid wine grape. Hardy, vigorous grower and productive. Ripens in September. **Each, 20c; 10 for \$1.80.**

**Lucile**—A beautiful large red grape, which yields as much as Concord; the very best quality, as hardy as any grape listed, except the Beta. A very strong, robust grower; ripens its fruit early. Vine is healthy and free from disease; never drops its berries. **Each, 35c; 10 for \$3.20.**

**Lutie Grape**—An old standard variety. Out of twenty-five varieties of grapes that we are growing in our trial grounds the Lutie grape has led for two years. The Lutie is very vigorous and produces more fruit than any other variety in the trial grounds. It is a red grape, earlier than the Concord and probably more hardy. There is no reason why you cannot grow large quantities of these grapes, as there are but few fruits, if any, that will produce more fruit per square foot than grapes. Try ten of these. **Each, 32c; 5 for \$1.50; 10 for \$2.85; 25 for \$6.50.**

**Moore Early**—Similar to Concord, equally as hardy and at least ten days earlier. Very productive in rich soil. **Each, 25c; 10 for \$2.00; 50 for \$9.50.**



OTTO HIMLER, WILLISTON, N. D., BETA GRAPE

**Moyer Grape**—A red grape, seedling from the Delaware. It is similar to the above described Delaware, is more free from rot and mildew, and the berries and bunches are larger. Flavor, rich and sweet, without a trace of foxiness. The fruit keeps and ships well. This grape was originated in Canada and is highly thought of, proving perfectly hardy everywhere the Concord is grown, and possibly standing even more cold. Two weeks earlier than the Delaware, especially fine for the north. **Each, 35c; 5 for \$1.50; 10 for \$2.90.**

**Niagara**—Large, slightly oval; pale yellow, with a white blossom; the quality is equal to the Concord and it is the standard white grape of the country. Bunches are large and compact. Vine vigorous, hardy and very productive. **Each, 23c; 5 for \$1.15; 10 for \$2.00; 25 for \$4.50.**

**Worden**—Larger than Concord and ten days earlier. Hardy, healthy, vigorous and productive. Large bunches, dark purplish-black. Especially good on account of its earliness. **Each, 25c; 10 for \$2.25; 50 for \$10.00.**

**Wyoming**—Very productive, healthy and early yielder. Bunches well formed and composed of large amber colored berries above medium size. These grapes will ripen further north than most varieties. **Each, 20c; 10 for \$1.80; 50 for \$8.00.**



CONCORD, THE OLD STANDARD, ONE-THIRD SIZE

**Concord**—Large, purplish-black grape; very hardy and productive, ripening about the middle of September. This is one of the most popular, market grapes. Mid-season. **Each, 20c; 10 for \$1.40; 25 for \$3.25; 50 for \$5.75.**

**Wild White Grape**—This is a sport of the common black grape, fruit the same size, very sweet and palatable. Perfectly hardy, grows rapidly and is especially desirable as a climbing vine for covering fences and outhouses. **Each, 75c.**



## Gooseberry



HOUGHTON

**Houghton**—Medium size, pale green, sweet when thoroughly ripe; very spreading grower, an excellent bearer; the standard gooseberry, the best for the Northwest. **Each, 20c; 5 for 90c; 10 for \$1.65; 50 for \$8.00; 100 for \$12.00.**

## Carrie Gooseberry

Prof. Hansen's report on this Horticultural meeting in 1910: "We have fruited the Carrie the past season or two and are well pleased with it. It is a great improvement in some respects over the old Houghton. I saw a large plantation near Excelsior, Minn., in 1907, in heavy bearing, and certainly it was a sight to behold."

Gooseberry at the State

At the meeting of 1911 he further reports: "The Carrie is intermediate in size between the Houghton and Downing, and it is a heavy bearer at Brookings. It is a welcome addition to our present short list of Gooseberries. The Carrie will supersede the Houghton, I am confident of that."

Here at Yankton it has proved much the best of all. For size, quality and productiveness we call it best. **Each, 25c; 10 for \$2.25.** See Cover.



CARRIE

## Raspberries

**Sunbeam**—This new perfectly hardy Raspberry, introduced by us after another year's trial, we can say positively that it is the only Red Raspberry of value from the south line of South Dakota to just as far north as you have a mind to go. We grow in the nursery a large number of varieties of Red Raspberries. The **Sunbeam** was the only one that comes through the winters without winter killing. It produced a full crop of fruit, other varieties not any. A better raspberry than the **Sunbeam** may be produced, but we doubt it. In hardness it is perfect, quality the best, and the quantity not to be complained of. **Each, 10c; per 10, \$1.00; per 100, \$4.50; 500 for \$12.00.**

**King**—Pronounced the very best early Red Raspberry by many of the leading horticulturists in Minnesota; it is the great market berry of that country; probably more acreage of the King planted for market purposes than all others combined. **10, 60c; 100, \$3.90; 500, \$15.00.**


**St. Regis Everbearing**—Red; commences to ripen with earliest and continues on young canes until October. Berries bright crimson, large and sugary. Flesh firm; a good shipper; the most prolific of any red variety known. Plant a very strong grower. **10 for 80c; 100 for \$3.65; 500 for \$12.00.**

**Columbian**—Purple. This is an exceptionally large, purple berry resembling Shaffer's Colossal; it is very hardy and produces immense crops. **10, 80c; 50, \$3.00; 100, \$5.00.**

**Gregg**—Black; for many years the leading standard, best known market sort; very productive; large size. **10 for 70c; 100, \$3.00; 500, \$14.25.**

**Cumberland**—Black; a healthy, vigorous grower; fruit very large, quality good. Keep and ship as well as any of the blacks. The most profitable market berry. **10, 85c; 50, \$2.50; 100, \$4.00.**

**Red Raspberries**—Instructions for planting and care:



PROF. N. E. HANSEN'S NEW HARDY RASPBERRY

Such as the Sunbeam and Ohta are to be handled just as the Blackberry. They make new growth, produced from the cross section of the root, or below the ground on the stalk that you receive.

**Latham**—The great raspberry of Minnesota. Named for A. W. Latham so long Secretary of the Minnesota Horticultural Society. Our experience with this berry has been very satisfactory, nearly as hardy as Ohta, equal in size and a better shipper; quality extra good; color bright red.

Latham was originated by the Minnesota Fruit Breeding station. **Each, 25c; 10 for \$1.50; 50 for \$3.75; 100 for \$7.00.**





### Professor Neils E. Hansen's Ohta Raspberry

We have left the description of the "Sunbeam" raspberry just as we gave it. We made the statement that the Sunbeam was absolutely the best hardy red raspberry; we also made the statement that possibly a better one would be produced. We made that statement because we did not feel that Professor Hansen was going to stop the raspberry improvement until he had one that was almost, if not entirely, perfect. We are showing here a photograph of a bowl of the new **Ohta**. These berries are shown in the photograph about one-half size. We

have picked **Ohta** berries this year from the times the first ones ripened, early in July, until the ground froze. The **Ohta berry** is absolutely an everbearing the first year, and if you want continuous berries each season, transplant a few of the **Ohta** from your patch each fall or spring, cutting the old stock down to about eight or ten inches.

The **Ohta** will add to his good name as an inventor of new fruit. The **Ohta** outbears the Sunbeam. **Each, 20c; 10, \$1.30; 50, \$3.00; 100, \$5.50.**

**From Martin Anderson** Sanborn County, S.D.

I am sending you picture of our children, Stanley and Viona, and our Dunlap strawberry patch with their last blossoms for the second year's crop. We feel [thankful] to your nursery for the opportunity of getting plants at such a reasonable price. This patch has produced bushels of berries both years.

### A Journey Through Nurseryland (Continued from Page 75)

In this trip through the buildings I think you have now a fair idea of the downtown plant.

I am going to cross the street from Building A and take you to the plant of the Gurney Greenhouse Co., and have you meet Mr. Topp, who will show you the flowers.

We will just suppose that your trip is in the month of November. You will be greeted by the Majestic Chrysanthemums. Thousands of them in bloom, varying in size from the little Pompons to the big Royal Fellows with the shaggy hair, measuring nearly a foot across. A little later you will find these same benches filled with Grand Rapids Lettuce for winter. Passing from this house you will see thousands of Carnations of the various colors, red, pink, white and a few yellow. You will then go to the Rose house. You will notice in each of these houses a different temperature. That is part of Mr. Topp's business, to know exactly the proper temperature for the growing of the different varieties. In the next house you will find Sweet Peas of the Spencer kind, Snap-Dragon, the old fashioned kind that grew in the gardens; more Chrysanthemums; and a general assortment of all kinds of bedding plants that are just in the making, getting ready for the outdoor planting of the next spring. Later in the season you will find



numerous benches of strong, thrifty cabbage, celery, cauliflower, egg plant and other vegetable and flowering plants. Literally hundreds of thousands of them; with a good bench of Sweet Potatoes.

We are going to imagine, just at the present time, that we have our airship at the door and will show you all of the greenhouses before going to the nurseries. We will fly to Mitchell, about 100 miles away. You will see the same that you have at Yankton, only larger—twice as many houses, and a much larger assortment of everything. We have spent more than \$60,000 in building new strictly modern Greenhouses in Mitchell. It needs all of them to take care of the trade.

We are going to take you back to Yankton, and go to the nurseries. We will take you first, this time in June, down to the Walnut Nurseries. Probably the most interesting thing on this particular piece of land to you will be the 10 acres of

(Continued on Page 116)



### Strawberries—Standard Varieties

Even with the introduction of the Everbearing Strawberry there is still a place for the old standard one crop per year strawberry. The Dunlap is absolutely the best. It is a self-fertilizer, fine quality berry, yields abundantly, and is a good shipper.


We grow a great many varieties of the old standard strawberries, but we consider the Dunlap the best of any for all purposes. We can furnish you with the Bederwood, Sample, and Warfield. The Dunlap and Bederwood are the self-fertilizers or perfect flowers. The other varieties are not perfect flowers, but Pistillate and require either the Dunlap or Bederwood planted in alternate rows to fertilize them. **Price, 25, 50c; 50, 85c; 100, \$1.25; 500, \$4.00; 1,000, \$7.50.** Parcel post or express charges paid in all cases by us.

**Stevens Late** (Perfect)—An excellent late variety. Berry large even shape, very productive. A good shipper. Vines hardy and vigorous.

**Brandywine** (Perfect)—Of great value by reason of its productiveness, large size, beauty and good quality, which renders it especially desirable for the home garden. Fine aromatic flavor. Berries retain a good size to the last, ripening in succession, every berry maturing fully.

**Gandy** (Perfect)—This is one of the old standard late varieties. Plants very hardy and thrifty. Berries very large. About the only variety that produces the best crop the second year after planting. Fine flavored. A good shipping variety.

**Gibson** (Perfect)—Without doubt one of our best berries. The plant growth is very good. It is wonderfully prolific and the berry is excellent for market, of bright color and holds up well. **25 for 50c; 50 for 85c; 100 for \$1.25; 500 for \$4.00; 1,000 for \$7.50.**



OCTOBER



JUNE

but good condition, notify us at once. More strawberries are killed after they are received by the planter than any other way. They appear to be a trifle dry, and they are immediately soaked up. The crown of a strawberry plant should never be wet before planting. It will rot in a few hours. Each plant has a number of fine roots; have your ground in excellent condition, force the flat hand into this mellow ground, withdraw the hand, leaving a hole an inch by about 4 inches, and about 4 or 5 inches deep. Take the other hand, spread the roots of the plant out fan-shaped, the crown to be just even with the top of the ground when the dirt is packed firmly back against the plant. Plant them from 1 foot to 18 inches apart in the row, and the rows 4 feet apart. During the growing season they will throw out a number of runners that set new plants. Train these to stay close to the original plant, not allowing it to become more than a foot wide. In the fall, when the ground freezes, cover the plant to a depth of about one or two inches with straw or hay. Straw is best, as you can rake it in among the plants in the spring and allow it to remain there. This keeps the fruit off the ground and clean always.

Strawberries are always sent separate from the balance of your order, either by **parcel post or express, charges paid by us.** We do this that the plants may reach you in best possible condition.

### Strawberry Boxes

Each year we have calls from a great many of our customers for strawberry boxes. We have always handled them in a local way, but never through the catalog. It is impossible at this time of the year to give you quotations. We look for a much lower price on strawberry boxes and if you can anticipate about what you will need write us and we will give quotations.

### Gurney's Dakota Everbearing

This remarkable berry commences to ripen fruit with the common varieties and produces a regular steady supply of large berries all summer until it freezes. The trouble with most varieties of everbearing has been their failure to produce more than two crops, one at the time of the ripening of the June bearing sorts and the other late in the season just before freezing weather. In offering this new berry we are pleased that we have overcome this lack of continuous fruit and you may now, where there is a reasonable supply of moisture, pick large berries in quantities during the entire growing season.

We are offering less than 10,000 of this variety this season.

**Per 10 plants, 75c; per 25 plants, \$1.50; per 50 plants, \$2.75; per 100 plants, \$5.00.**

### Gurney's Everbearing Strawberries

(See Cover)

**"Put on your overcoats and pick strawberries; enough for a shortcake."**

This was an actual request made by Mrs. S. S. Gurney on October 15, 1920, to her group of girls shown in the picture on this page. Lots of Everbearing Strawberries in the field at that time and there had been a good picking of strawberries right along almost since June, the only skips being at dry time when the berries were too small to pay to pick.

**We will ship strawberries in the fall during October at the regular prices, but could not ship them earlier. We do not make replacements on plants shipped in the fall. We recommend spring planting only.**

### Instructions for Planting and Care

We sell millions of Strawberries each year, and they go to all sections of the United States. We often ship them across the continent and have them reach destination in perfect condition. Other times they go only a short distance and are dead on arrival. We dig, pack and ship fresh every day, so they leave us in the best possible condition. When you receive your strawberries they should be fresh and green, and not rotted in the crown. It is very unusual to have them reach you in anything but the best condition. When they are received in anything but the best condition, the crown of a strawberry plant should never



ALL SUMMER

### From Otto Himler.

Williams County, N. D.

I could not help sending you some of the photographs of nursery stock purchased from you. It has done so wonderfully well that I shall be glad to have you use these photographs in your catalog. A good many people believe that we cannot grow fruit in this part of the country, but I have proven otherwise, as I get a good crop of plums, grapes, strawberries, etc., every year. The Banana muskmelon and Earliest and Sweetest watermelon are wonderful in this country.





## EVERBEARING STRAWBERRIES

### The Famous Progressive Variety

They will produce fruit from early July until heavy freezing. In our large acreage of strawberries there was no time during the season that we did not have plenty of strawberries for everybody. No matter how small or large the piece of ground you have, you can have everbearing strawberries for the better part of four months each year. One hundred plants, properly cared for, and, if possible, placed near the house, where you can give them a little water from the well or some of the wash water about once a week during the hot, dry spells, will supply an ordinary family with all the strawberries they can use during the summer. We are receiving letters from all parts of the country, from our customers, telling us how well they like the everbearing strawberries. They produce the same year they are planted. We are publishing a few of these short letters regarding the strawberries on different pages in the catalog. The strawberries are the easiest cared for of almost any of the small fruits, and you will get quicker results from the strawberry than from any other small fruit offered by us.

You will notice on the order sheet a number of pamphlets

or little booklets which we issue free of charge, giving you instructions for the planting of all kinds of fruit, flowers, etc. In this list we give you full information regarding strawberries. Just check on your order sheet the ones you want and they will be packed with your order. All of these are free.

We are offering the Everbearing strawberry at less than half the price charged by traveling tree agents, and we make shipment of them as soon as they are dug. Last year our sales increased wonderfully over those of the year before. We ship strawberry plants in just two ways, one by parcel post, the other by express. We are quoting these strawberries to you parcel post or express charges paid.

Place your order with us early and they will be sent at the proper time.

Express or parcel post charges paid in all cases by us. Always shipped separate from your other orders. **Per 10, 40c; 25 for 90c; 50 for \$1.25; 100 for \$2.00; 500 for \$8.00; 1,000 for \$15.00.**



THE NEW BRIDGE ACROSS THE MISSOURI AT YANKTON





500,000 BLACK WALNUTS AT OUR EVERGREEN NURSERY.  
LARGE TREES IN THE DISTANCE PRODUCE ANNUALLY LARGE CROP OF NUTS

### Nut Bearing Trees

Almost every farm and garden contains some land that should be planted to nut trees adapted to the soil. Probably no branch of tree cultivation pays larger profits or is as well assured of a profitable market for all products. The nuts in many cases pay better than farm crops or fruits while most kinds make a growth of valuable timber that will, of itself, pay a large per cent on the investment. The nuts that we list can be grown in almost any section of the country, I will say, with the exception of the chestnut, which should not be planted north of Yankton.

**Butternut or White Walnut**—A fine native tree producing a large, longish nut, which is prized for its sweet, oily, nutritious kernel. **1 year, each 15c; 10, \$1.00; 100, \$7.00.**


**Hazel Nut**—This forms a small growing bush and produces large quantities of nuts; it is perfectly hardy in any territory; does best if planted alongside of, or in, thin groves, or along creek banks in the natural timber. **Each, 20c; 10, \$1.50.**

**Horse Chestnuts**—The nuts that these trees were grown from were gathered from two trees that are at least eighteen

inches through and perfect in form, growing in the City of Yankton. These are probably the oldest Horse Chestnut trees in South Dakota and have proved perfectly hardy. The fruit of this is not edible. The tree is very beautiful and ornamental, having an almost perfectly globular crown. It bears large quantities of flowers followed by burrs containing two to four nuts. **4-5 ft., each, \$1.50.**

**Walnut, Black**—This is the black walnut of commerce and produces probably the most valuable of any wood grown in the United States today. It also produces large quantities of nuts which are always marketable at a good price. We grow these in immense quantities, having probably over one-half million of them for market this season. All of our walnuts are grown from nuts produced here, so they are the hardiest that you can get. **8-10 ft. trans; each \$1.10; 10, \$10.00; 12-18 in., 10, 50c; 100, \$2.00; 1,000, \$16.00; 18-24, each, 12c; 10, 60c; per 100, \$2.50; 500, \$12.00.**

**Black Walnut Seed** should be planted in the fall with the hulls on, about 5 inches deep. Unhulled nuts, **15c per lb.; 10 lbs., \$1.00; 20 lbs., \$1.80.** For fall, 1923, delivery.



HOME OF D. B. GURNEY—ELM AND HACKBERRY—IN THE SUMMER

From Mrs. John Neilson  
Park County, Wyo.


I feel like I am writing to an old friend. I have ordered vegetable, flower and field seeds from you, also nursery stock, and I must tell you that I have been told so many times that I have the finest garden in our community. Many go so far as to say: "The finest garden I ever saw." Mr. Neilson has been told that his grain from your seed has all others beaten for miles around. I bought poppy seed from you three years ago and it has given me much pleasure, and my many friends have enjoyed the flowers which I have been able to give them. Our County Agent and Farm Bureau Agent have told us that we have the bumper crop of the whole dry farming section. We heard that one of Gurneys was in Powell recently. We regret that he did not find us.



Forest or Shade Trees

There are some things that you can get along without, sometimes to your advantage, other times to your disadvantage; and the person who tries to get along without a shade or forest tree is trying to get along without something that works to his disadvantage more than almost anything you could think of. If your home consists of a house and a single city lot, you and your family are entitled to at least a few trees that will produce shade, beauty and protection from the winds. If your home is on the farm you have a greater advantage, and a greater disadvantage, if you fail to avail yourself of the opportunity of planting trees. You not only are unfair to your family, but to your buildings and live stock, and to your whole community because a treeless farm is a bad advertisement and reflects on your whole community. If you are part of a municipal organization (and every resident of a town or city is), you are almost criminally negligent if you do not have one or more public parks, depending of course on the size of your town. By being up to date with sidewalks, paving, public parks, etc., you bring it forward ahead of the less progressive community.

There are certain natural rules that should be followed in planting street, forest or shade trees to get the best results. First, in planting trees outside of the sidewalk, the trees on every block should be of the same variety and to be just right the trees on both sides of the street should be of the same variety. So often you see in a single block an assortment of trees, the kind that the owner of each lot may like best, and the beauty of the entire block or street was spoiled by the conglomeration. In forming a new park in a town or city, the Park Superintendent should have charge of all planting outside of the sidewalk. If he is a good Park Superintendent, he will know just what to do and will make the city beautiful. Trees planted outside of the sidewalk should be given a good distance one from the other so that they can mature to a perfect beautiful form. In a forty-four or fifty foot front there should not be to exceed two trees. You often plant as high as six or eight, and within a very few years they are out of shape and you never do have a beautiful tree. Forest and shade trees should always have ample room in which to develop. This applies to trees planted inside of the lot and to city parks. The only place it does not apply is where you want a quick shelter, where certain varieties can be planted together and form a perfect dense windbreak.



ASH TREE AT STATE HOSPITAL

Ash (*Fraxinus Americana*)

This is a slow growing tree but the most valuable of all for northern and northwestern South Dakota and North Dakota. We grow hundreds of thousands of them for that section of the country and they are shipped in lots of a single tree to a carload. In planting in that section, you should make your planting largely of the Ash. It is an upright grower, with beautiful foliage, perfectly hardy and absolutely the best for the high and dry places, or where a hard pan is close to the top of the ground. It will grow with less rainfall than any other forest tree and will thrive in that part of the country where ninety per cent of the population will say that trees cannot be produced. Every farm in that section can and will produce Ash trees eventually. Just give the Ash a trial and after planting give it good care with cultivation and heavy mulch. Your home, whether it is in the city or on the farm, will be just as beautiful as the tree-covered portion of southeastern South Dakota. This is a great tree for Montana and Colorado, and should be used in all sections of the country in parks to make up a variety.

I cannot believe that any of you care to live in a home, whether in the city or on the farm, unless it has some trees and flowers. You want to plant that which will do best in your locality. The Ash tree is one of the easiest to transplant, it seldom fails to grow, but requires care after planting just as your cornfield does. I advise against the planting of any tree or any plant unless you give it care, because if you fail to care for it, it will die, you will be disappointed and be a knocker. The Ash can be planted much later than the other varieties. Orders from the North and Northwest are received by us later than from other sections, and the Ash fits in on that account also.

The caliper referred to on trees means the measurement through the trunk six inches above the ground.

8-12 in.....	100	1,000
12-18 in.....	\$ 0.75	\$ 4.00
18-24 in.....	1.00	7.00
2- 3 ft.....	2.00	11.00
500 at 1,000 rates	2.60	13.00
	Each	10
5- 6 ft. trans.....	\$0.35	\$ 2.50
6- 8 ft. trans.....	.40	3.50
8-10 ft. trans.....	.65	5.50
1½ to 2 in. cal.....	1.25	11.00
2 to 2½ in. cal.....	1.75	17.00
	100	1000
	\$ 2.50	\$ 16.00
	3.50	25.00
	5.50	40.00
	11.00	90.00
	17.00	150.00

Basswood (*Linden*)

One of the most beautiful deciduous trees grown. Trunk always straight, the top almost a perfect globe; green leaves during the summer changing to bright yellow with the autumn; holds its leaves well beyond most other trees; very hardy. 2-4 ft., 35c each; \$3.00 per 10; 4-6 ft., 75c each; \$6.50 per 10; 6 to 8 ft., \$1.50 each.

White Birch


A graceful tree with white bark; a very desirable lawn tree. Will stand severe winters if not too dry. 2-4 ft., 45c each; \$4.00 per 10; 4-6 ft., \$1.00 each; \$9.00 per 10.

Siberian Pea Tree (*Caragana Arborescens*)

A very hardy, low growing tree from Siberia; excellent for hedge purposes, for snow breaks, or ornamental specimens. The trees in the spring are covered with racemes of yellow flowers, later forming pods like peas. The bark is light green in color, the foliage light green with silvery back ground. Planted extensively in Canada, North Dakota, South Dakota and adjoining states where conditions are severe. Height, 10 feet. Exceptionally good for dry, cold climates. If you

have had difficulty in starting windbreaks, groves and other trees try these, they will give you a start.

6-12 in.....	Each	10	100
12-18 in.....	\$0.30	\$1.75	\$13.00
18-24 in.....	.70	3.00	.....
2- 3 ft.....	.90	6.00	.....
3- 4 ft.....	\$0.20	1.00	7.00
	.25	1.50	9.00



BOX ELDER

Box Elder (*Acer Negundo*)

This is a rapid growing tree, producing firewood of good quality about as quickly as any tree will. Very hardy and long-lived; is not a beautiful tree but is desirable in your windbreak or groves on the farm. We do not advise the planting of these for street trees or in city parks, but intersperse a row of Box Elder in your grove on the farm for quick protection. When it has served its purpose, cut it down for firewood, and the other hardwood trees like the Ash, Hackberry and Elm will make use of the room previously used by the Box Elder and make better trees. This photo shows a Box Elder as a shade tree. Note its size and shape. Grown with plenty of room.

6-12 in.....	Each	10	100
12-18 in.....		\$ 0.75	\$ 5.00
18-24 in.....		1.00	9.00
3- 4 ft. trans.....	\$0.20	\$1.70	15.00
5- 6 ft.....	.40	3.50	26.00
6- 8 ft.....	.50	4.00	33.00
8-10 ft.....	.55	5.00	40.00
1½-2 in. cal.....	1.25	9.00	.....
2 -3 in. cal.....	1.45	11.00	.....



Cottonwood

Grow to immense size in the Dakotas and the tree which we are showing you is a very old tree which was more than six feet through at the base. This was a Yankton County product, and on account of its being hollow was appropriated by the bees. It was cut down to get the store of honey which amounted to several hundred pounds. Cottonwoods are not usually hollow, but this one was for more than 70 feet in the trunk and made an ideal bees' nest. The children shown in the hollow portion of the tree are those of P. S. Gurney.

The Cottonwood and Poplar are the most rapid growing of any of the soft wooded varieties, and should be planted on every farm. They make excellent firewood, mighty good thick shelter, and are always pleasing to the eye. Cottonwood and Poplar are the coming tree for the manufacture of paper pulp. We are selling hundreds of thousands of cuttings and trees to paper manufacturers each season. A paper mill in Dakota working on cottonwood cut here could reduce the cost of paper.

	Each	10	100	1,000
12 to 18 in.....	.....	.....	\$ 0.60	\$ 4.00
18 to 24 in.....	.....	.....	.75	5.00
2 to 3 ft.....	.....	.....	1.75	6.00
3 to 4 ft.....	.....	.....	\$0.50	3.50
	Each	10	100	1,000
4 to 5 ft.....	\$0.15	\$1.00	\$8.00	.....
5 to 6 ft.....	.20	1.50	10.00	.....
6 to 8 ft.....	.35	3.00	25.00	.....

**Wild Black Cherry** (*Prunus Serotina*)—A hardy rapid grower. Bears fruit abundantly when quite young. The wood ranks next to the Black Walnut in commercial value. Makes a handsome lawn tree. Bears white blossoms in racemes in early spring and ripens an abundant crop of fruit in August. Fruit about the size of a pea.

3- 4 ft.....	25c each; ten for \$2.25
4- 5 ft.....	35c each; ten for 3.00
5- 6 ft.....	45c each; ten for 4.00



A COTTONWOOD BEE TREE

8-10 ft.....	70c each; ten for 6.50
1½-2 in. Caliper.....	\$1.20 each, ten for 11.00

Catalpa Speciosa

This is the hardy Catalpa of the north and one that is sold by tree agents over the country as high as \$20 per 1,000 for the little fellows. In Yankton County there are some very large growers of the genuine Catalpa Speciosa, and in the city of Yankton there are large trees, some of them two feet through. We procure all of our seed from the trees here in Yankton County. They are fine for ornamental or street purposes and grow very straight and fast. The leaves measure 10 in. across and its beautiful white flowers give it a very tropical appearance. Our large sizes for ornamental purposes are transplanted and are very easily grown.

**Catalpa Bungei**—Umbrella Catalpa, grafted on the Catalpa Speciosa up about six to eight feet from the ground, makes a perfect umbrella-shaped head without pruning; hardy and

	Each	10	100	1,000
12-18 in.....	.....	.....	\$1.00	\$7.00
3-4 ft.....	\$0.25	\$2.00	18.00	.....
4-5 ft.....	.35	3.00	25.00	.....
5-6 ft.....	.45	3.50	32.00	.....
6-8 ft.....	.50	4.50	.....	.....
1½-2 in. Caliper.....	.85	7.00	.....	.....
2 -2½ in. Caliper.....	2.00	17.00	.....	.....
2½-3 in. Caliper.....	2.25	20.00	.....	.....

flourishes in any section south of Sioux Falls, S. Dak. 6 to 8 ft., each, \$1.25.

A Journey Through Nurseryland

(Continued from Page 111)

Peonies which you will see long before you enter the gate, as there are hundreds of thousands of bloom just out. You are driven by this field rapidly and watched the flowers as you went by. Have you ever, in your younger days, looked into the instrument, called the Kaleidoscope, and seen the various formations and thousands of colors shown in the glass? You get that same impression as you drive by this field. We will enter at the north gate and look down the 80-rod rows with probably not less than 10,000 flowers in full bloom in each row. Every color that a Peony is entitled to. Not a weed in sight. And when you leave this field you will be smothered with the Peonies that you have picked, each one seemingly more beautiful than the last. Of all the flowers in the nurseries, this, I believe, is the most satisfactory.

We will leave and go to our Evergreen Nurseries, containing several hundred acres. The time is about the latter part of June. We stop at our strawberry fields, where they are picking the big, red, luscious strawberries. This date may be changed to almost any date between then and heavy frost, because we would only have to go a little farther and stop at the Everbearing fields where we have strawberries all the time; shortcake whenever we want it, and we are going to promise you shortcake if you are here in the strawberry season. We will wander promiscuously about this field and see the Peony, Dahlia, Gladiolus and Iris trial ground. We will then step across to our Evergreens. You will see all sizes here, from the little fellows just coming out of the ground in the seed bed to the tall stately fellows. These will all look fine, but the most beautiful of all is the Koster's Blue Spruce. You will see the big fields of shade and ornamental trees, composed principally of Hackberry and Elm, because we consider them the best; but smaller lots of everything. You will see long rows ¼ to ½ mile of ornamental and flowering shrubs of every variety we have in the catalog. Fields of forest tree seedlings. **Russian Olive** with their white, silvery leaves predominate as the demand for these is heavier than for any

other. You will see the bearing orchards, mostly **Wealthies** and **Duchess**, but plenty of others. A few rows of **Hansen's new Blightproof Pears**. The big fields of **Hansen's Hybrid Plums**. We will show you acres of forest trees grown from cuttings, like the Poplar, Willow, etc. We are going to suppose now that your trip is in the cold, bleak, winter, and we are going to take you to a high place at the southeast corner of these 300 acres where you can look out over most of it. And by the way, you are in a densely populated city. In fact you are in our hoggery containing a population of over 1,000. I shall show you a little more of them in a few minutes.

As we stand on this knoll we use our field glasses—a pair that father used for a good many years. We look to the north of town several miles, and we see the great South Dakota State Hospital. We just happened to be in time to see their wonderful herd of Holstein cows driven across the field. It is a beautiful herd, and if you desire, we will include a visit to that institution with your trip.

Looking to the west we follow the high range of bluffs and hills on either side of the Missouri. Rather a bleak prospect today, but in the summer beautiful and interesting.


To the east we see the large buildings, the campus and the Garden Terrace Theatre of Yankton College. Beyond that, the Missouri River for miles, the rich bottom lands spotted with farm houses, groves, and well cultivated fields.

To the south of us on Mt. Marty, overlooking the Missouri River, is the new Sacred Heart Hospital.

We are gazing to the north and northwest over the nursery, all bare of leaves, in fact in their winter dress. The ground may be covered by snow. Each row will be distinctly outlined as they run from north to south. Every variety is distinguishable because of its color and its beautiful form. The **Russian Olive** with its grayish white twigs and its ebony bark. The **Willows**, running from bright yellows to almost red. The

(Continued on Page 147)






MAIN BUILDING, STATE HOSPITAL, YANKTON, SOUTH DAKOTA, SURROUNDED BY ELMS

**Elm, American White (*Ulmus Americana*)**

Is a very desirable tree for a great many reasons. The Elm from Northern seed, such as we grow here, is always hardy. It grows into a beautiful spreading tree that will live longer than several generations of people and increase in beauty each year. It is free from diseases and insects, and wind seldom if ever breaks or damages it. From the time you plant it you can say, "This is a beautiful tree but it will be better next year." And it continues to get better. I want you to notice again the picture of the monstrous Elm which we show "Down on the Farm." Here is an Elm tree that has stood more than two hundred Dakota winters. It is large enough for all of the children of a town of five hundred people to play under and all be in the shade. A hundred of them could climb up in its branches without being crowded and everyone of them would enjoy doing it. A dozen swings could be attached to its branches and a banquet for two hundred people could be spread under its broad arms.

This is the most popular of all street trees. It is planted over a wider range of country for ornamental and shade purposes than any other tree. It is the tree for the city and the town. It is the tree to produce the shade and stand the grief that the shade tree always receives on the farm as well as in the city.



HACKBERRY

	Each	10	100	1,000
6 to 12 in. sd.	.....		\$ 1.00	\$ 5.50
12 to 18 in. sd.	.....		1.50	10.50
18 to 24 in. sd.	.....		2.00	16.00
2 to 3 ft. sd.	.....		2.50	20.00
3 to 4 ft. sd.	.....	\$ 0.60	4.50	35.00
4 to 5 ft. tran.	\$0.25	1.50	14.00	.....
5 to 6 ft. tran.	.35	2.70	22.00	.....
6 to 8 ft. tran.	.60	3.50	32.00	.....
8 to 10 ft. tran.	.80	7.50	50.00	.....
1½ to 2 in. cal., tran.	1.50	12.00	120.00	.....
2 to 2½ in. cal., tran.	2.25	22.00	.....	.....
2½ to 3 in. cal., tran.	2.75	25.00	.....	.....
3 to 4 in. cal., tran.	3.50	32.00	.....	.....

**Hackberry (*Celtis Occidentalis*)**

The Hackberry is a native well into the Dakotas, and there are wonderful specimens of these growing along the rivers, creeks and ravines. It is a perfectly hardy, rapid growing, beautifully shaped tree. When planted alone, allowing it to have plenty of room for spread, it forms into the best-shaped of any of the hardwood trees. It is well to give it considerable room in planting.

I am showing here the picture of a hackberry tree in front of the telephone office at Yankton, South Dakota. This tree spreads more than 40 feet, is a perfect globe, and is noticed and commented on by practically every visitor to this city.

I have, in my own yard, hackberry trees 40 years old. These are wonderful trees, nearly two feet through, giving me a dense and perfect shade all summer. The hackberry is very free

from disease and insects, a clean, strong, desirable tree for all purposes. They are hardy as far north as you care to plant. In beautifying the school grounds, the home or the farm; for park or street trees in the town or city, or for a good rugged, centuries-long monument to the boy who lies in France, the hackberry would be most desirable.

	Each	10	100
5 to 6 feet.	\$0.35	\$ 3.50	\$ 27.00
6 to 8 feet.	.55	4.50	40.00
8 to 10 feet.	.70	6.50	60.00
1½ to 2 in. cal.	1.25	12.00	100.00
2 to 2½ in. cal.	1.75	15.00	145.00
2½ to 3 in. cal.	2.50	23.00	200.00
3 to 4 in. cal.	3.50	27.00	.....



**Locust, Black**  
(*Robinia Pseudacacia*)

A rapid growing tree, bears fragrant white flowers, wood very hard, valuable for fence posts, hardy in sheltered locations, or where planted with other trees throughout the east half of the state.

	Each	10	100	1,000
18 to 24 in.			\$1.25	\$9.00
5 to 6 ft.	\$0.40	\$3.00		

**Locust, Honey**  
(*Gleditsia Triacanthos*)

A very fine tree, delicate foliage, very fragrant flowers followed with bean-like pods, thorny.

	Each	10	100
12 to 18 in.			\$1.25
5 to 6 ft.	\$0.45	\$4.00	
6 to 8 ft.	.65	5.50	

**Maple, Silver or Soft**  
(*Acer Dasycarpum*)

This is one of the rapid growing street trees. In towns it is one of the good shade trees and good street trees. If planted in groves in the country it does remarkably well and should be on every farm.

	Each	10	100
5- 6 ft. trans.	\$0.35	\$3.00	\$25.00
6- 8 ft. trans.	.45	3.75	30.00
8-10 ft. trans.	.60	5.75	45.00
1½-2 in. cal. tr.	1.00	8.50	75.00
2-2½ in. cal. tr.	1.50	14.00	125.00

Is desirable for a border hedge, windbreak, or large specimen tree. Is generally used for hedges or windbreak purposes. When used as a hedge, these trees should be planted about 1 foot apart in the row, and after planting cut down to one-half their size. None of these plants should be left with a top over 12 inches high if a compact hedge is desired. This will make them branch out close to the ground and make a close, perfect hedge. Trim each season during the best growing period in June to the shape you want your hedge. For windbreak purposes plant them about 3 feet apart in the row, and after several years cut the tops back sufficiently to make them thicken close to the ground.

I was traveling up through central South Dakota the other day, up in the treeless region (when I say "treeless region" I mean that three out of the four farms were bare of trees, and the fourth one generally had excellent groves of a number of varieties of trees, proving that every farmer could have the same if he would), and I noticed in a great many places rows, single specimens and groves of the Russian Olive. This was a considerable time after heavy breezes, when all of the other trees were bare of foliage. It was one of those windy, chilly days, and the wind was moaning through the branches of the bare trees. The leaves of the Russian Olive seemed to be equally as fresh as in summertime, and on the south side of the trees around the buildings and along the feeding yards it was quite warm and comfortable.

The Russian Olive is one of the hardiest, grows on any kind of soil and under most conditions. It has won its way on its own merits, and I think stands today absolutely first in a hardy dry-weather tree for the Northwest in beauty. When grown for a windbreak it will limb close to the ground, limbs set close together, making a perfect hedge and windbreak, grows as rapidly as most of the willows, and for wind-

**Sugar or Rock Maple**—This tree is chieftain of its clan; straight, spreading, symmetrical, of grand proportions, often 120 feet in height. It grows well and roots deeply. Its bold leaves have very rich autumn tints of clear yellow and scarlet. Hardy here when planted among other trees.

12-18 in.	Each	10 for \$1.00;	\$5.00 per 100
4-6 ft.	Each	50c;	per 10, \$5.00
2-4 ft.	Each	40c;	per 10, 3.50

**Mountain Ash**

A fine hardy tree, obtains a height of twenty feet. Head dense and upright in growth. Covered from July until winter with clusters of bright red berries. An excellent tree for the lawn where a larger shade tree cannot be used.

4-5 ft.	Each	\$0.60;	per 10, \$5.75
5-6 ft.	Each	.70;	per 10, 6.75
6-8 ft.	Each	1.20;	per 10, 10.00

**Oak**

**Red Oak**—An American Variety, rapid in growth. Has large foliage which assumes in the fall a purplish scarlet hue. Makes a fine specimen tree and cannot be too highly recommended for general planting. 5-6 ft., \$1.20; each per 10, \$10.00. 1 year, per 5, 50c; per 10, 95c; per 25, \$1.50; per 100, \$4.50.

**White Oak**—A native South Dakota tree, perfectly hardy. You should include some of these in your windbreak, also specimen plantings. They make a symmetrical, long lived tree. One of the most rapid growing of all Oak trees. Five for 50c; 10 for 95c; 25 for \$1.50; 100 for \$4.50.

**Russian Olive**



RUSSIAN OLIVE SCREEN, OR WINDBREAK, AROUND ATHLETIC PARK AT YANKTON COLLEGE. EXCELLENT FOR THE PURPOSE

break purposes it is second only to the evergreen. Its beautiful silvery foliage and ebony colored bark make it one of the best for single specimen trees for ornamental purposes. When grown isolated for ornamental purposes it makes a very symmetrical, well-shaped tree. In planting your grove plant a row or two of Russian Olives on the north to catch the snows.

In the early spring they are covered with the most fragrant flowers that last a good many days; these are followed by quantities of olive shaped seed, silvery white, hanging in clusters like the currant through the fall and winter. It is a wonderful tree.

	Each	10	100	1,000
6-12 in.			\$2.00	\$12.00
12-18 in.			2.70	22.00
18-24 in.			3.25	30.00
2- 3 ft.	\$0.20	\$1.75	8.00	

**Other Desirable Hedge Plants**

**Barberry Thunbergii**—Hardy, low growing, plant from 16 to 20 inches apart. Price: 1 year, \$11.00 per 100; two year extra heavy, \$23.50 per 100.

**Box Barberry**—Very low growing; good for borders or hedges of a few inches in height. Price: per 100, \$35.00.

**Buckthorn**—Perfectly hardy. One of the best hedge plants for general ornamental purposes. Can be trimmed any shape or size desired. Price: 6 to 12 inch, \$6.75 per 100; 12 to 18 inch, \$9.50 per 100; 18 to 24 inch, \$13.50 per 100.

**Caragana**—Or Siberian Pea Tree, from Siberia, very hardy, covered in early spring with a mass of fragrant yellow blossoms. Stands trimming to any shape. Price: 6 to 12 inch, \$1.75

per 100; 12 to 18 inch, \$3.00 per 100; 18 to 24 inch, \$6.00 per 100; 2 to 3 feet, \$7.00 per 100.

**Honeysuckle** (Tartarian)—One of the most beautiful, covered in early spring with beautiful pink flowers followed by a mass of crimson and yellow berries that hang on all summer. Hardy, stands trimming. Price: 18 to 24, \$10.00 per 100; 2 to 3 ft., \$25.00 per 100.

**Spiraea Van Houttei**—On account of its beauty at blooming time it is one of the best—a bank of snow white flowers borne on long slender branches in wreath-like form—is commonly known as Bridal Wreath. Price: 18 to 24 inch, \$15.00 per 100; 2 to 3 ft., \$30.00 per 100.



Poplars

**Lombardy Poplar**—A native of Europe. Remarkable for its erect growth and tall, spire-like form. Valuable in collection: 4 to 6 ft., 40c each; \$3.50 per 10; 6-8 ft., 55c each; \$5.00 per 10; 8-10 ft., each, 70c; per 10, \$6.50.

**Boileana Poplar**—A very compact upright grower with glossy leaves green above and silvery underneath. Hardest of the upright poplars. 4 to 6 ft., 60c each; per 10, \$5.50.

**Northwest Poplar**—This is the hardest of the Poplars. A very close relative to the Cottonwood but somewhat slower in growth, much harder and is a very valuable addition to the list of forest and shade trees offered by us. If you have been unable to grow the Elm, Poplar and Cottonwood trees try the Northwest Poplar and you will be successful. 3 to 4 ft., each, 25c; \$2.00 per 10; \$19.00 per 100.

Carrington, N. D., May 12, 1920.

Some time ago you wrote asking that I write something which you could use in your catalog referring to the Northwest Poplar. I submit the following: In our great Northwest, nature has been very generous to us in providing a land, great in expanse, rich in soil, ready for the plow and home, but treeless. She saw the coming of man and performed a miracle, giving him the opportunity and responsibility of planting trees about his buildings just as he might wish them to be located, giving comfort and cheer to all and a real home to his family. Near Carrington, N. Dak., nature crossed two native trees, taking the better parts and omitting the objectionable features of both, and created a new tree, bigger, better and more handsome than either parent, especially suited to our climatic needs—the Northwest Poplars. Blossom but do not seed, grow fast into a beautiful symmetrical tree of dense shade and smooth bark. In a test, covering many

years, of 15 varieties of poplar, the Northwest has proven its great superiority over all in growth and hardness. Trees of 25 years show an average growth of an inch in diameter and two feet in height each year, and are just in their prime.

W. F. MOORE.

**Carolina and Norway Poplar**—We grow thousands of these each year, and they are known as the "Sudden Saw Log." A one-year-old tree, grown from a cutting, has been known to grow 12 feet high in one season. No other tree will produce this growth. They are very hardy, and, unlike the cottonwood, never bear and scatter cotton seed pods around.

	Each	10	100	1,000
2 to 3 ft. ....			\$3.00	\$20.00
3 to 4 ft. ....	\$0.15	\$0.50	4.00	35.00
4 to 5 ft. ....	.20	1.00	6.00	40.00
5 to 6 ft. ....	.25	1.50	10.00	
6 to 8 ft. ....	.35	3.00	28.00	
8 to 10 ft. ....	.50	4.00	32.00	
1½ to 2 in. cal. ....	1.00	8.00		

**Silver-Leaved Poplar**—This is another of the native poplars that should be more generally planted. It will make cordwood faster than a cottonwood.

4 to 5 ft. ....	Each, 35c;	\$3.00 per 10
5 to 6 ft. ....	Each, 45c;	4.00 per 10
6 to 8 ft. ....	Each, 55c;	5.00 per 10

**Thorn Apple**—This is a native ornamental tree, perfectly hardy covered in spring with dainty white fragrant blossoms, followed by scarlet fruit that hangs on well into the winter. This fruit is edible. The tree often reaches a height of 20 feet. 2-3 ft., each, 30c; 10 for \$2.50.

The Beauty and Value of the Ordinary Willows

It was a cold, blustery morning that Mrs. Gurney and I drove out to the hogery just after the sun came up. The hogery is located on the highest point of all our land, and the nursery stretches away to the north and west from it. As we passed over the point Mrs. Gurney called my attention to the beautiful colorings of the bare trees in their various places in the nursery, and we could pick out the rows of willows and the varieties even from that distance—the Diamond Willow by the grayish line running across the long fields; the white or fence willow by its darker colors; the Laurel Leaved by its dark green, upright growing, sturdy limbs; the Russian Golden by its long, waving lines of red and gold; the American Golden by its strictly yellow color; and the little Ural by its grizzly gray.

We were then tempted to go down among them and tramped more than three-quarters of a mile through the willows and other trees, and realized more of their value than at other times. As soon as we were down among the trees the bright sunshine seemed to have raised the temperature, and the trees had broken the cold wind.

Have you a windbreak, one that will protect your buildings, your family and your stock, and at the same time beautify your place?

**Diamond Willow**—Very valuable for fence posts, growing rapidly, produces posts that will keep in the ground for years. You should plant a good grove of them. The richer the ground the more rapidly they will produce posts, but they do well even on high and dry ground.

**Niobe Weeping Willow**—See Weeping Trees.

**Russian Golden**—Very beautiful, rapid grower. Does well in low locations. Grows more rapidly than the ordinary willow. The twigs of the Russian Golden are yellow until winter, when they turn a showy red. Half an acre of these trees cut to the ground every few years will keep an ordinary family in fuel.

**American Golden**—Similar to the Russian Golden, but no doubt hardier. Excellent for windbreak purposes. The shiny yellow branches in winter make a valuable addition to any collection of trees. Will make large trees when planted alone.

**Laurel Leaf**—This is a beautiful medium height tree with glossy, leathery foliage, especially good ornamental tree, as well as one of the most valuable of all willows for windbreaks, firewood, etc. They do well on high dry ground, and will stand drought.

Its leathery glossy foliage makes it one of the most beautiful of the willows and the fact that it thrives on higher and dryer places than other willows makes it more desirable. Grows rapidly, producing a good tight wind break or snow catcher about as quickly as any tree you could plant.



A 3-YEAR-OLD GOLDEN WILLOW HEDGE

	Each	Per 10	per 100	per 1,000
Diamond Willow, 3-4 ft. ....	\$0.20	\$1.80	\$4.00	
Diamond Willow, 18-24 inch seedlings. ....			1.00	\$ 7.00
Laurel Leaf, 18-24 in. ....			3.00	15.00
Laurel Leaf, 2-3 ft. ....			3.80	16.00
Laurel Leaf, 3-4 ft. ....	.20	1.80	4.00	20.00
American Golden, 18-24 in. ....			2.00	14.00
American Golden, 2 to 3 ft. ....	.15	.50	2.75	17.00
Laurel Leaf, 4-5 ft. ....	.25	1.80	4.50	
Russian Golden, 18-24 in. ....			2.25	15.00
Russian Golden, 2-3 ft. ....			3.00	18.00
Russian Golden, 3-4 ft. ....	.20	1.80	4.00	21.00





NIOBE WEEPING WILLOW

### Weeping Trees

The most ornamental of any of the trees. Can be used in places where it is impossible to use the larger, erect growing kind, and for effective landscape work you must always use something in this line.

**Weeping Mulberry**—Will stand where not exposed to heavy winds; is a most beautiful tree with its long, lithe pendants sweeping the ground. This is especially valuable to plant on lawns where you do not wish to obstruct the view from the windows to the streets or roads. It produces an umbrella-shaped head, never growing above eight or ten feet high, and spreading out in beautiful, glossy, dark green leaves and purple fruit, makes one of the most sought-after of all the weeping trees. **Each, \$2.25; headed, about 6 ft. high.**

### Niobe Weeping Willow

This is the grandest and one of the hardiest and best of all of the weeping trees. It is a very rapid grower and will grow on almost any quality of ground. We are showing here photograph of a tree in the William Edmunds grounds at Yankton. This tree has been planted about five years and with the lightest breeze the whole tree is in motion. The bark of the tree is golden yellow, the underside of the leaves silver, and the top of the leaves a glossy dark green. The new shoots often grow to a length of six or eight feet and would not be half as large around as an ordinary lead pencil. This is a specially valuable tree for hedges, single specimen and cemeteries. The price is so low you can afford to buy lots of them. **3 to 4 ft., 30c each; \$2.75 per 10; 4 to 6 ft., 45c each; \$4.00 per 10.**

### Cut Leaved Weeping Birch

are very scarce. We are not listing them, but if you desire one or more of any size kindly write us for prices. We hope to propagate them in sufficient quantities to supply the demand soon.



A TWO YEAR OLD NIOBE

**From Mrs. Joe Weiss, Hoven, S. D.**

Potter County, S. D.

I am enclosing a picture of my little niece, standing by a two year old Niobe weeping willow, which I got from you. It grows faster than any other tree and is wonderfully pretty. Under this tree is the favorite playground for the children.

### Cuttings

A great many varieties of trees and plants can be propagated from cuttings more readily than any other way for a less expense. Cuttings of all kinds should be planted as soon as received, and we do not advise the shoving of them into the ground as is ordinarily practiced; they will be more or less calloused when you receive them and shoving them into the ground destroys this callous and kills the cutting. If you have a quantity of them the best way is to plow a deep furrow, put them against the overturned furrow where the horses will not step on them as you come with the next, and throw a furrow against them, tramping them carefully after planting. The way practiced in the nurseries and where you want to do it just right is with the dibble, making a hole in the ground the length of the cutting, dropping the cutting into it and pressing the dirt firmly around it. If these directions are followed you will have almost perfect success. Leave one-half inch of the cutting above the ground.



A BEAUTIFUL DRIVE IN BON HOMME COUNTY, SOUTH DAKOTA, ARCHED WITH SHADE TREES

Cottonwood.....	100	1,000
Carolina Poplar.....	\$0.45	\$3.00
Norway Poplar.....	.50	3.00
L. L. Willow.....	.50	3.25
American Golden Willow.....	.45	2.75
Russian Golden Willow.....	.45	2.75
White Willow.....	.60	4.00
Diamond Willow.....	.50	3.50




## Hedge Plants

The demand for good hedge plants has increased rapidly each season, especially in the older communities where they have disposed of the various unsightly fences surrounding and dividing the properties. There are so many places that hedge plants can be used, not only for beauty but for usefulness as well. We shall name a few of the plants to be used for special purposes. For the rear of the town lots the Lilacs, Honeysuckles, Russian Olives, Mulberries and Buckthorn may be used. For dividing the properties, Spirea Van Houttei. The Barberry Thunbergii and Buckthorn are excellent along either side of a drive. The other hedges offered by us may be used in many places. The variety of hedge to use depends greatly upon conditions and locations. For the north where weather conditions are very severe plant the following extensively; Buckthorn, Caragana, Russian Olives, Tartarian Honeysuckles and Lilacs.

The following hedges stand severe trimming, Buckthorn; Barberry, Caragana, Amoor River Privet, Russian Olives and Mulberries. The Tartarian Honeysuckle stands a reasonable amount of trimming. Would not advise trimming the Lilacs or Spirea Van Houttei.

In the following list of hedge plants you will find at least one suitable for any purpose. Do not fail to write us for special information. A hedge of the Barberry Thunbergii or Japanese Barberry along the lot line in front and along the lot line if you are on a corner lends a distinctiveness to your place that is appreciated by all.



TREE HONEYSUCKLE HEDGE

### Barberry Thunbergii

Perfectly hardy, will make a dense hedge from three to four feet high that will always remain symmetrical without pruning. However, it may be pruned to almost any form. It bears large nearly round crimson berries which remain on nearly all winter. The foliage colors beautifully in autumn. It is perfectly safe to plant this Barberry as it has no connection with the rust that affects other Barberry and the grain. It is an excellent ornamental plant, and extensively used. Plant 16 to 20 inches apart. **1 year extra heavy bushy, 12-15 inch, 15c each; 10 for \$1.40; \$6.00 per 50; \$11.00 per 100;**

**2 year, extra heavy bushy, 12-18 inches, 30c each; \$2.75 per 10; \$13.00 per 50; 2 year, extra heavy bushy, 18-24 inches, 40c each; \$3.75 per 10; \$17.85 per 50.**

Box Barberry—Excellent substitute for Boxwood for planting in tubs at each side of the entrance. A new dwarf, upright and compact in form. Perfectly hardy. Makes excellent border hedge for walks or garden. Not subject to grain rust. Three year heavy 18-24 inches. **Price, 50c each; \$4.00 per 10, \$17.50 per 50.**

### Buckthorn

Perfectly hardy and very ornamental. Makes fine ornamental hedges. Can be trimmed to any desired shape. Plant 9 inches apart. **6-12 inch, \$3.50 per 50; \$6.76 per 100; 12-18 inch, \$1.00 per 10; \$5.00 per 50; \$9.50 per 100; 18-24 inch, \$1.50 per 10; \$7.00 per 50; \$13.50 per 100.**

### Caragana (Siberian Pea Tree)


The hardiest ornamental hedge plant known. Planted extensively in Canada, North Dakota and Montana where conditions are severe. This plant also does well where conditions are more favorable. Will stand pruning, and may be pruned to two and one-half or three feet, or will make a hedge much taller. Plant 8 inches apart. **6-12 inch, \$1.75 per 100; \$13.00 per 1,000; 12-18 inch, 70c per 10; \$3.00 per 100; 18-24 inch, 90c per 10; \$6.00 per 100; 2-3 ft., 29c each; \$1.00 per 10; \$7.00 per 100.**

### Mulberry (Russian)


Planted extensively for ornamental hedge purposes. They stand hot dry weather exceptionally well, and will stand severe pruning. Would advise the hardier hedge plants for north of central Nebraska. Plant 12 inches apart. **12-18 inch, \$1.50 per 100; \$11.00 per 1,000; 18-24 inch, \$2.00 per 100; \$14.00 per 1,000; 2-3 ft., 20c each; \$1.00 per 10; \$4.00 per 100.**

### Privet (Amoor River North)

Hardy at Yankton. Foliage glossy green, holds its color well into late fall. Will stand shearing to any extent. This is a strictly first class ornamental hedge plant and should be planted extensively in localities where they are hardy. Plant 10 inches apart. **18-24 inch, 15c each; \$7.50 per 50; \$14.00 per 100.**



SPIREA VAN HOUTTEI 1 YEAR AFTER PLANTING



SENATOR J. B. KENDRICK'S HOME  
SHERIDAN, WYOMING

### Honeysuckle (Tartarian or Tree)

An excellent specimen of hedge plant. Should be planted 18 inches apart. Their fragrant blossoms in the spring and mass of bright berries make them worth while. They may be pruned as low as three feet or will make a hedge or screen eight to ten feet high if left unpruned. **18-24 inch, 25c each; \$2.25 per 10; \$10.00 per 100; 2-3 ft., 35c each; \$3.00 per 10; \$12.50 per 50; 3-4 ft., 45c each; \$3.75 per 10; \$18.85 per 50.**

### Lilacs

The Lilacs in the purple and white are also easily cared for, and as a screen there is nothing better that grows the same height. It will not stand the trimming the other plants do, but is used a great deal for hedge purposes. The Lilac is too well known and its value too well known to need description here.

### Russian Olive

Will make an excellent ornamental hedge, can be pruned and held to three and one-half feet tall. Perfectly hardy and is becoming very popular as a hedge plant. It seems to adapt itself to almost any condition whether hot or cold. Plant 12 inches apart. **6-12 inch, \$2.00 per 100; \$11.00 per 1,000; 12-18 inch, \$2.70 per 100; \$22.00 per 1,000; 18-24 inch, \$3.25 per 100; \$30.00 per 1,000; 2-3 ft., 20c each; \$1.75 per 10; \$8.00 per 100.**

### Spirea Van Houttei

A hedge of the graceful Spirea VanHouttei dividing two properties is beautiful during the entire season, first with its glossy leaves, followed by the beautiful sprays of white flowers, then by the gentle swaying of its long slender branches and dark green foliage, makes it truly the most beautiful hedge for that purpose. It never grows high enough to be called a "Spite" fence but is enjoyed equally by those on both sides. It is often planted and cared for in partnership. Does not require trimming. **18-24 inch, \$1.75 per 10; \$7.50 per 50.**



## EVERGREENS FROM AND FOR THE DAKOTAS AND THE NORTHWEST



**COLORADO BLUE SPRUCE**

Note the beauty of having the branches begin at the bottom.  
Never remove the lower branches.

In traveling over the Dakotas we occasionally see an Oasis in the shape of Evergreens clustered around a farm house, or a few in the door yards in the cities and villages, in every case doing well, a "joy forever," and a protection from the winds. In Turner County, South Dakota, are some grand old Pine Trees that have stood for the last thirty years, growing better each year. On adjoining farms owners tell us evergreens will not grow in Dakota; they will not even believe what they have seen for thirty years. The facts are, an evergreen is at home in the Dakotas, is as easily transplanted as any forest tree, and is worth much more than any other forest tree when growing on your place.

Here, in Yankton, we realized the great future for evergreens in the Northwest, and have planted hundreds of thousands of them at our nurseries. We know the varieties that will do best in all parts of the country and are prepared to give you the information, and furnish you with the trees, fresh dug and properly packed. In buying evergreens do not buy one or half a dozen unless you have room for no more; buy them by the hundreds and thousands; they are the cheapest and best windbreak, shutting out the winter winds as no other trees will. They are cheap; will cost you but a few dollars for enough to enclose your feeding yards and buildings.

Two rows of evergreens properly arranged will shut out the wind better than six rows of other trees. This is especially true in winter when the windbreak is needed most.

The Evergreens we are listing are handled properly and as carefully as Evergreens can be handled. Many of the smaller companies are offering the same trees at much higher prices. We are growing and selling more evergreens than all the other nurseries in the Dakotas and we are able to make much lower prices than those who only sell a few each season. With the new buildings we have added we are able to dig and pack immediately, which insures fresh trees in all cases.



A SPOT IN THE PARK AT THE EVERGREEN NURSERY—ALL PLANTED BY COL. C. W. GURNEY

**Arbor Vitae**—A well known evergreen, excellent for screens, when planted in a partially protected spot, grows very compact, easily transplanted. (This is a flat leaved or branched evergreen.) Specially desirable for all points south, east or northeast of Yankton. This would mean Nebraska, Iowa and Minnesota. Arbor Vitae stands trimming better than any other evergreen which makes it very desirable for hedges and wind breaks in all that part of the country adapted to its growth. Its root system is of the type that makes it easily and safely transplanted, either as a balled and burlapped tree

or "naked" as termed in the nursery. Grows very dense and fairly rapid.

**From K. Reynolds.**

**Lyon County, Ia.**

The carload of Evergreens I purchased from you a few years ago are doing fine. I lost only 25 out of a total of over 700, and they are seven feet high.

### Black Hills Spruce (PICEA CANADENSIS)

(See colored photo page 126)

Dark lgreen, perfectly hardy, very compact, the best for general planting. It is superior to any as a windbreak. Easily transplanted. A native of western South Dakota.

The **Black Hills Spruce** on account of its natural environments is the only spruce hardy enough for the wind-swept bare prairie country of the northwest. It grows hardily on all soils and on account of its close growing branches and heavy close set foliage it is one of the best for ornamental

purposes, stands trimming well, medium rapid growth. This makes the closest and consequently best windbreak, holding its dark green color all winter, gives you the touch of spring to come.

The Iowa farmer has discovered their value both for windbreak, ornamental and boosting the price of his farm. They come to us year after year and take them away in carload lots. The average loss in transplanting where care is taken seldom reaches 2 per cent.





EXTRA SELECT COLORADO BLUE SPRUCE AT OUR EVERGREEN NURSERY

## Colorado Blue Spruce

(*Picea Pungens*)

(See colored photo page 126.)

Out in the high places in Colorado, where the soil is not as good as it might be, where the summers are very hot and the winters very cold, grows a sturdy evergreen known as the Colorado Blue Spruce. This is undoubtedly the most beautiful of any or all of the evergreens and has come into use surprisingly rapid in the last few years for ornamental purposes. It has adapted itself to all conditions and the better the conditions the more rapid the growth. The trees vary in color from light green to beautiful blues, the price varying with the color—the light green ones the cheapest, and the brightest blue the highest price. We are showing a photograph here of thousands of them in our Evergreen Nursery. Perfectly hardy.

### Blue Select Specimens

About 5 to 7 per cent of the Pungens will be blue, more or less. Their value depends on their colors, and it is practically impossible to list them correctly. A 2 to 3-foot tree is worth from \$1.00 plain to \$5.00 for a fancy tree. I have seen a fancy 5-foot tree sell for \$25.00. Send me the amount you want to invest in a blue tree and give size, and we will make the selection and give you full value for your money.

### Koster's Blue Spruce

(*Picea Pungens Kosteriana*)—A variety of grafted Blue Spruce that is widely known and admired for its beautiful symmetrical form and bright, steely blue color, which changes to a dazzling silver when exposed to sunlight.

The **Kosters** are all reproduced from one original Blue Spruce bluer than any other, one that holds its color on the old needles as well as its most wonderful steely, glistening, dewy blue of the fresh new growth in the spring. The price of the **Koster** is necessarily higher than other evergreens as they are grafted and evergreens are very hard to graft, but the **Koster** well repays the small extra cost with its elegant beauty. These are specially valuable as single specimen plants or used in groups in landscape work.

### Scotch Pine

(*Pinus Sylvestris*)


For all practical purposes for 50 years the Scotch Pine is very satisfactory for groves and windbreaks. We are listing good sizes to plant in large quantities. Remember, all these evergreens are transplanted several times. This forces all

the roots to form in a compact mass directly below the trunk. When you get an evergreen from us you get all the roots.

In about 1885, father planted a quantity of Scotch Pine on our grounds at Concord, Neb. These trees are now large enough for saw-logs, and would make mighty good lumber. You see big fellows of the Scotch Pine all over the country and it shows what they are worth to you. Plant some this year and then again next. You will not regret it.

### Dwarf Mountain or Mugho Pine

Dwarf, leaves short and stiff, thickly distributed over the branches. Does not grow tall but spreads over the ground,



MOUNTAIN PINE MUGHO

assuming a globular form. Very dense. Used for slopes, hedges and at the corners of entrances.

This *Pinus Mughus* is one of the extremely hardy, easily transplanted, lower growing evergreen shrubs desirable in your grounds. It spreads out on the ground rather than up in the air, is of a beautiful green color, very compact and also a very slow grower, insuring compactness of form always. *Pinus Mughus* is hardy anywhere that you can grow any tree and is a desirable ornamental plant in hundreds of places on any well-kept grounds.





WILLIAM LONG WOLF AND FAMILY OF THE OGALALAS  
Took more premiums at South Dakota State Fair than any other person. All from Gurney Seed.

## Bull Pine

(*Pinus Ponderosa*)

This is the genuine Black Hills Pine. It requires little moisture. Will thrive in high, dry places. Hardy way up to Canada, where it is extensively planted.

**Bull Pine** is placed on many lists as the best on account of its hardiness, rapid growth, and its heavy, long silver gray needles. Whether or not it is best, we know it is mighty good and we are proud of this tree and the many shelter belts we have made with it on thousands of Northwest farms. Get the habit of planting evergreens. They grow rapidly and easily. Drifting snow will not break the branches.

## The Bull Pine

Colored Photos on Page 126

were taken on our own grounds on Thanksgiving Day. Snow on the ground and nearly zero weather, this does not affect the **Bull Pine**. But as you look at a single specimen on this half-mile hedge or windbreak you realize the value and beauty of this most remarkable tree. Sired in the Black Hills of the Dakotas, bending to the wintry blasts, but holding its footing, sometimes growing from a crevice in a rock where there is but little soil and eventually splitting the rock with its roots; growing faster than an Elm tree, retaining its heavy long green needles all winter and making a perfect snow break or shelter belt.

This child of the Dakotas, the giant of Evergreens, produces the best quality lumber nearly as soon as a Cottonwood.

In our nurseries we have long rows of these, rows a half mile long and four feet apart. Trees from 12 to 18 and 18 to 24 inches high, transplanted at least twice, which insures the root growth that make **Gurney Evergreens** so sure to grow when transplanted. When we pack your order they are dug fresh from our own grounds. **Balled and burlapped or mudded** immediately and started to you **grown, dug and packed right**.

I saw **Bull Pine** growing in many states this last summer, growing wild, just as nature intended they should grow. I saw the little fellows but a few inches high and those three foot through, tall and straight as an arrow, I saw them growing on the low places along the creeks and rivers and saw millions of them growing on the tops of the mountains and at an altitude of over 8,000 feet, one tree just this side of Salt Lake City, at the highest point on the Lincoln Highway, growing out of the top of an immense boulder. This tree is over thirty feet high, vigorous and straight; probably a small crevice in the rock had caught a seed and some dust, a little moisture and then the little tree which became so strong that it split the rock and stands today a sentinel on this the highest point across the continent on the Lincoln Highway. When you drive that way, as I know you will, stop and shake one of its boughs and congratulate it. I know it will be glad to meet you.

Because this tree is growing on a rock, it is no sign they do best there. They will grow on a rock, but they will grow a blamed sight better if you give them the best place and the best cultivation you have.

## Plant a Row Around the Country School Acre

A row of these grand trees around the school acre would mark your school as the most beautiful and progressive in its community, besides furnishing that most desirable protection from wintry winds. The school grounds of the whole country are generally bare—a school house, a few unsightly out-buildings, the wild grass knee high, with a path from several directions leading to the school house door, and from there to the other buildings. Possibly this acre is surrounded by a fence; if so, it is generally in a dilapidated condition. Is this the kind of surroundings that our children, the men and women of tomorrow, should have when they are getting the education that fits them for citizenship and the future management of our government? Could there be a better way to teach them patriotism and love of country and the

love of right, than the proper planting of their school ground with beautiful trees and shrubs, the naming of each of these trees for a soldier who had given his life in the greatest cause or for the soldier who had offered his life in the same cause? Let the County Superintendent and the teacher of each district take this matter up with their school board, present it to them in the right light, secure the authority and plant these trees with the proper patriotic ceremonies. Let the succeeding County Superintendents and school teachers call the attention of their pupils to these "living monuments" just as regularly and religiously as the child is taught any other branch. Let them show the pupils the danger their country has just passed through by a portion of our inhabitants not becoming true Americans.

## Jack Pine (*Pinus Banksiana*)

A very rapid grower and very hardy. Will thrive in poor or sandy soil. Very desirable as a windbreak.

**Jack Pine** grows nearly as fast as the cottonwood, and gives you better service. This, in my opinion, is the most desirable of all evergreens for quick windbreaks; easily transplanted,

growing in any kind of soil; holds its color and foliage all winter, making an excellent windbreak or shelter belt almost from the first year. Buy them not only in hundred lots but buy and plant thousands of them. They will increase the value and usefulness of your land many times their cost.

## Warranted Evergreens

Balled and Burlapped

We grow and sell more evergreens twice over than all other growers and salesmen in the Dakotas. It is our business to know how to grow, handle and ship, and we are advising you to spend a little additional money and buy your trees balled and burlapped. The method of balling and burlapping is to take a ball of earth large enough so that all of the fine roots are saved and in the dirt in which they grew. This tree, with the ball of earth, is taken up very carefully to avoid breaking or disturbing the soil. Immediately on taking it

from the soil the ball of earth is covered tightly with burlap and then the trees are packed and shipped to you. Do not disturb this ball of earth; leave the burlap on, and plant it that way. We have often shipped a car load containing 600 to 1,000 trees and the purchaser reported a total loss of less than 2 per cent.

**All the money you spend for evergreens is a good investment.**



### Special Notice to Evergreen Purchasers

Below we are listing evergreen **without** ball of earth on roots, those that **are balled** and burlapped not guaranteed, and those balled and burlapped guaranteed. All of these evergreens will be dug, packed and shipped as ordered, which will insure fresh trees in all cases. The balled and burlapped guaranteed trees and those not guaranteed are handled in the same manner and packed from the same lot. The roots of evergreens not balled and burlapped are muddied as soon as dug from the ground and will reach you in good condition. In all cases the balled and burlapped evergreen are dug with the original dirt on them; the roots are not disturbed which practically insures growth.

### Our Guarantee on Guaranteed Evergreens

We warrant them to grow, and if one fails to grow and we are notified at any time after July first and before August fifteen, 1923, we will refund the purchase price, or furnish another tree without charge for same.

### Directions for Planting Evergreens

In planting balled and burlapped evergreens do not remove the burlap, but plant as received. Dig a hole much larger than the ball, place the tree in the hole, see that the ball is well watered, fill in around it with top dirt and tamp thoroughly. Plant the tree so that about two inches of dirt is over the top of the ball. Where the ball of dirt is tied on with heavy twine the twine should be cut as soon as the ball is placed in the hole.



BURLAPPED IN EARTH

	Size	No. of times Transplanted	Not Balled or Burlapped Packed Carefully			Balled and Burlapped			Balled and Burlapped Guaranteed			
			Each	10	100	Each	10	100	Each	10	100	
Black Hill Spruce.....	8-12 in.	2	\$0.40	\$3.50	\$32.00	\$0.65	\$5.50	\$47.00	\$0.85	\$7.15	\$61.10	
	12-18 in.	3	.60	5.50	45.00	.95	8.50	65.00	1.25	11.05	84.50	
	18-24 in.	3	.80	7.00	65.00	1.20	10.50	95.00	1.55	13.65	122.50	
	24-30 in.	4	1.00	9.50	90.00	1.50	14.00	125.00	1.90	17.50	156.25	
	30-36 in.	4	1.25	11.00	105.00	1.80	16.00	145.00	2.25	20.00	181.25	
	3- 4 ft.	5	1.45	13.50	130.00	2.10	19.00	175.00	2.60	23.75	218.75	
Colo. Blue Spruce.....	8-12 in.	3	.40	3.50	30.00	.65	5.50	45.00	.85	7.15	58.50	
	12-18 in.	4	.60	5.50	47.00	.95	8.50	67.00	1.25	11.05	87.10	
	18-24 in.	5	.90	9.00	85.00	1.30	12.50	115.00	1.70	16.25	149.50	
	24-30 in.	6	1.25	12.00	100.00	1.75	16.50	135.00	2.20	20.60	168.75	
	30-36 in.	6	1.55	14.50	125.00	2.10	19.50	165.00	2.60	24.40	206.25	
		3- 4 ft.	7	1.75	16.50	145.00	2.40	22.90	190.00	3.00	27.50	237.50
Colo. Blue Spruce Select...	8-12 in.	3	.60	6.00	50.00	.85	8.00	65.00	1.10	10.40	84.50	
	12-18 in.	4	1.00	9.00	70.00	1.35	12.00	90.00	1.75	15.60	117.00	
	18-24 in.	4	1.50	14.00	105.00	1.90	17.50	135.00	2.50	22.75	175.50	
	24-30 in.	5	1.80	17.00	145.00	2.30	20.50	180.00	2.85	25.65	225.00	
	30-36 in.	5	2.15	20.00	.....	2.70	25.00	.....	3.40	31.25	.....	
		3- 4 ft.	6	2.65	25.00	.....	3.30	30.50	.....	4.10	38.10	.....
Colo. Blue, Extra Select... (See Page 132)	8-12 in.	3	.85	8.00	60.00	1.10	10.00	75.00	1.45	13.00	97.50	
	12-18 in.	4	1.25	12.00	85.00	1.60	15.00	105.00	2.10	19.50	136.50	
	18-24 in.	5	1.80	17.00	150.00	2.20	20.50	180.00	2.85	26.15	234.00	
	24-30 in.	6	2.25	21.00	.....	2.75	25.50	.....	3.45	31.90	.....	
	30-36 in.	6	2.75	26.00	.....	3.50	31.00	.....	4.40	39.75	.....	
		3- 4 ft.	7	3.75	36.00	.....	4.70	42.50	.....	6.50	55.85	.....
Bull Pine.....	8-12 in.	1	.25	2.25	20.00	.45	3.75	35.00	.60	4.90	45.50	
	Extra special prices in 100 lots.	12-18 in.	2	.35	3.00	23.50	.60	5.00	43.00	.80	6.50	55.90
		18-24 in.	3	.45	4.00	32.00	.75	6.50	54.00	1.00	8.45	75.20
		2- 3 ft.	3	.70	6.50	46.00	1.05	9.50	72.00	1.30	11.90	100.00
		3- 4 ft.	4	.80	7.25	52.50	1.25	10.70	82.00	1.65	12.90	120.00
Jack Pine.....	12-18 in.	2	.35	2.75	25.00	.60	4.75	43.00	.80	6.20	55.90	
	18-24 in.	2	.45	3.70	35.00	.75	6.20	55.00	1.00	8.05	71.50	
	2- 3 ft.	3	.50	4.25	40.00	.85	7.25	62.00	1.05	9.05	77.50	
Scotch Pine.....	8-12 in.	1	.25	2.00	18.00	.45	3.50	32.00	.60	4.55	41.60	
	12-18 in.	2	.35	2.75	26.00	.60	4.75	44.00	.80	6.20	47.20	
	18-24 in.	2	.45	3.70	35.00	.75	6.20	55.00	1.00	8.05	71.50	
	2- 3 ft.	3	.60	5.00	43.00	.90	7.20	65.00	1.25	9.25	.....	
Dwarf Mt. Pine.....	12-18 in.	2	.....	.....	.....	1.25	8.00	.....	.....	.....	.....	
	18-24 in.	3	.....	.....	.....	1.50	12.50	.....	.....	.....	.....	
	2- 3 ft.	4	.....	.....	.....	2.00	18.00	.....	.....	.....	.....	
Amer. Arbor Vitae.....	8-12 in.	2	.25	2.00	.....	.45	3.50	.....	.60	5.55	.....	
	18-24 in.	4	.40	3.50	.....	.65	5.50	.....	1.25	10.00	.....	
	2- 3 ft.	4	.65	6.00	.....	.85	8.00	.....	1.65	15.00	.....	
Red Cedar.....	12-18 in.	2	.50	4.50	.....	.75	6.50	.....	1.00	8.45	.....	
	18-24 in.	2	.60	5.50	.....	.85	8.00	.....	1.25	11.00	.....	
	2- 3 ft.	3	.80	7.50	.....	1.05	10.00	.....	1.60	14.00	.....	
Koster Blue Spruce.....	18-24 in.	4	2.00	19.00	.....	2.40	22.50	.....	3.15	29.25	.....	
	2- 3 ft.	5	3.50	.....	.....	4.75	45.00	.....	6.90	65.00	.....	

All Evergreens Are Sold 5 at 10 Rates, 50 at 100 Rates.





HEDGE OF BARBERRY THUNBERGIA ALONG DRIVEWAY

### Ornamental and Flowering Shrubs

**Flowering Almond (*Amygdalus*)**—Two to four feet high, of branching habit, blossoms in very early spring with double rose pink and white flowers in great profusion. Pink and white same price. **2-3 ft., each, 65c; 5 for \$3.00.**

**Bechtel's Dill. Fl. Crab (*Pyrus Angustifolia*)**—A sport of the wild crab of Iowa and is a young and free bloomer of double apple fragrant flowers like small roses. Too much cannot be said in its praise. **2-3 ft., 80c each.**

**The Everblooming Butterfly Bush**—This shrub, from a young plant set out either in the spring or fall, will mature to full size the first summer, producing a handsome bush, which

often attains a height of four feet the first year. It produces long, graceful stems, which terminate in tapering panicles of beautiful lilac-colored flowers that are of miniature size and borne by the hundreds on a flower head which is frequently 10 inches long. A single plant the first season will throw out as many as 50 flower spikes. **3 ft., 40c each; 10 for \$3.50.**

**Siberian Dogwood (*Cornus Alba Siberica*)**—An upright shrub having bright red branches. Its rather long leaves are pale underneath. Flowers are creamy white in flat-topped clusters; fruit a light blue or white. **2 to 3 ft., 30c each; \$2.50 per 10.**

### Deutzia

Valuable shrubs of different heights, but having the same habit of bloom; a dainty bell or tassel-shaped flower borne thickly in wreaths along their branches in May. Useful in landscape work for massing.

**Gracilis**—Dwarf growing, dense bushy, its drooping branches wreathed in pure white flowers in May. Also valuable for winter blooming in pots. **12-18 in., 25c each; per 10, \$2.00.**

**Deutzia, Pride of Rochester**—Has very large panicles of double white flowers. White when fully opened but a striking pink when in bud. A very upright grower. Blooms late in June. These do especially well when planted on the east side of a house or partly protected by trees or other shrubs. **2-3 ft., each, 35c; per 10, \$3.00.**

### Barberry—*Berberis* (See Hedge Plants)

Do not confuse the Thunberg's barberry with the common purple and green barberry. It is perfectly safe to plant this barberry, as it has no connection with the rust that destroys small grain. We are not offering the common barberry on that account. See picture in hedge plants.

**Thunberg's Barberry (*Berberis Thunbergii*)**—This might well be called the most valuable of the low-growing shrubs. It will stand pruning in any form; masses well in any situation; is very attractive and showy during the whole season, and is particularly beautiful in the fall and one of its best qualities is that it is effective during the entire winter, as it has beautiful red berries, which combine well with winter landscapes or with the dark foliage of evergreens. Makes an excellent hedge plant, and is extensively used.

**1 year extra heavy, 12-15 inch, 15c each; 10 for \$1.40; 50 for \$6.00; \$11.50 per 100.**

**2 year extra heavy, 12-18 inch, 30c each; \$2.75 per 10; \$13.00 per 50.**

**2 year extra heavy, 18-24 inch, 40c each; \$3.75 per 10; \$18.85 per 50.**

**Crandall Currants**—This is a large graceful ornamental shrub which produces fragrant yellow flowers and large quantities of large black currants. This is both ornamental and useful. **Each, 35c; per 5, \$1.50.**

**Dogwood Red Osier (*Cornus Stolonifera*)**—Growing 6 to 10 feet tall, forms a small, handsome tree; its clusters of small, white flowers in early summer are very dainty, and its bark of dark red in winter; bears in early fall a profusion of purplish berries. **2-3 ft. 25c each; per 10, \$2.00.**

### Elderberry—(*Sambucus*)

These beautiful shrubs are not half appreciated. The **cut leaved** elder bears large clusters of fragrant white flowers, turning to clusters of red. Then bluish-black edible berries are borne in immense quantities, bending the plant until they resemble weeping trees. The leaves are large and resemble fern fronds. Plant them liberally. Excellent for grouping or specimen plants.

**Elder Berry, Common**—Makes a bush six feet high, foliage bright green, blossoms in June and July with delicate white fragrant flowers in dense masses, followed by black edible berries much prized for wine and pastry. An ornamental plant throughout the season. They may be used as a hedge. Should be planted two to three feet apart. **2-3 ft. Each, 25c; per 10, \$2.00; per 50, \$9.00.**

**Cutleaf Elder (*Sambucus Laciniata*)**—Grows 6 to 8 feet high with foliage that is almost fern-like. Drooping habit. They make a beautiful screen, are very ornamental at all seasons of the year. Include at least a few of these in your order. **2-3 ft., 25c each; per 10, \$2.00.**

**Golden Elder (*Sambucus Aurea*)**—A very striking shrub, 8 to 10 feet high; similar to the American Elder, only that the foliage is a very bright yellow. Can be trimmed to a small, compact shrub. **2-3 ft., 25c each; per 10, \$2.00; 3-4 ft., each, 35c; per 10, \$3.00.**

**Althea (Rose of Sharon)**—The Altheas are among the most valuable of our tall, hardy shrubs on account of late blooming, which is from August to October, a period when but few shrubs are in flower. They are also used as hedge plants, for which they are admirably adapted.

**Alba plena**—Double white, crimson center.

**Duchesse de Brabant**—Double dark red.

**Foliis Variegatis**—Leaves variegated.

**Totus Albus**—Fine, single, pure white. **60c each. Set of 5 varieties, \$2.50.**



BUTTERFLY BUSH



## BLACK HILLS SPRUCE

A native of South Dakota, hardiest of all spruce. Foliage dark green, very compact. Second best for single specimen ornamental planting; superior to any evergreen for dense windbreak and dense, low-growing hedge. Stands trimming.




## COLORADO BLUE SPRUCE

A native of Colorado. This is the most beautiful for ornamental and landscape planting, and its silvery blue foliage in summer, changing to a more pronounced blue in winter insures its being the best. A very hardy evergreen.




## BULL PINE (Pinus Ponderosa)



### THIS ROW ONE-HALF MILE LONG, 25 TO 35 FEET HIGH

This is the genuine Black Hills Pine. It will thrive in high, dry places in any point of the United States. I have seen it growing on solid rock at 7,000 feet elevation. It is absolutely the best for shelter belt on account of its hardiness, rapid growth and its heavy, long, silver-gray needles. Drifting snow will not break the branches. On account of the low price, you should plant hundreds of these. For evergreen prices, see evergreen price list page.





**A MEDIUM-PRICED MODERN HOME, PROPERLY LANDSCAPED**


Yours can be made as beautiful at a reasonable cost by consulting our landscape department. No charge for information. Write us to-day for instruction blanks. If you have planting plans or blue prints submit list of stock for special prices. We will save you money.



## Ornamental and Flowering Shrubs

### Instructions for Planting and Care

Are used for many purposes. General instructions for planting and care will cover the entire list. Shrubs generally have a considerable number of fine roots, though some varieties have only the coarser large ones. Any plant or tree having fine roots must have dirt worked well among them, always using the top soil in the bottom of the hole. Always plant the tree or shrub deeper than it was in the nursery—most of them about 2 inches deeper. The packing of the soil about the roots, is one of the most necessary things. It firms the soil against the roots so that they can immediately attach themselves to it and secure moisture and food. Do not be afraid of packing the soil too hard. It must be firm. Always leave a little of the loose soil on top to prevent the ground from baking. Next in importance is moisture. During the dry season moisture increases the growth and beauty of any plant. You can often supply all the moisture necessary by cultivation. Let the plant have all of the moisture in its vicinity. Do not divide it with grass and weeds. After the shrubs have been planted two or three years they take care of themselves, but the first year or two will well repay you for any assistance you may give them. Ornamental shrubs are used for a great many purposes—as specimen plants on the lawn, bank around the house, or landscaping to complete the grounds where you have corners.



HEDGE PURPLE LILAC

Be especially careful of the soil around the house. It usually comes from the bottom of the cellar. If that is the case with you, see that some good soil is brought in. Nature will often take care of plants, but cultivate where possible. For banking or clumps do not try to save a few shrubs by long distance planting, but use plenty, so that you will get results at least the second year. Most of the clumps and banking shrubs should be 2 to 3 ft. apart each way.

## Lilacs

All Lilacs listed are perfectly hardy, very ornamental both when in bloom and throughout the entire season. By purchasing a number of the named varieties, as well as the old-fashioned Lilacs, you will extend the period of blooming at least one month.

**Common Purple**—Is perfectly hardy, makes a dense growth from 6 to 10 feet high, flowers fragrant; is often used for hedge purposes. 2 to 3 ft., 25c each; \$2.00 per 10; 3 to 4 ft., 35c each; \$2.50 per 10.

**Common White**—Same as Purple, except that it has pure white blossoms. Same price as Purple. 2 to 3 ft.

**Persian Purple Lilac**—6 to 8 feet high, with slender upright branches, foliage rich green; blossoms in late spring with pale lilac colored flowers. Very fragrant. 2-3 ft., 55c each; \$4.00 per 10.

**Josikaea**—Dark shiny leaves, purple flowers in June after other lilacs are gone. Unusually good and should be added to your collections. 2-3 ft. 55c each; 5 for \$2.50.

**Marie LeGraye**—One of the very best of the named white varieties, far superior to the common white. 2-3 ft., each 45c; \$4.00 per 10.

**Congo**—Bright red, very attractive. Especially fine. If you like the common purple and white Lilacs you will not make a mistake by adding this to your collection. 2-3 ft., 65c each; \$6.00 per 10.


**Reine Jarry Desloges**—Panicles very large, flowers of perfect form, a blue shade of rare beauty. One of the best. 18-24 inch, 55c each; per 5, \$2.50.

## Snowball

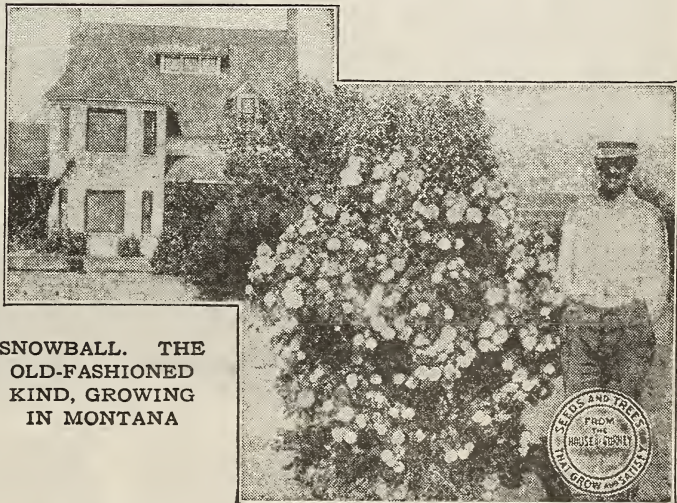
**Common Snowball (Viburnum Sterilis)**—Hardy, attains a height of 3 to 10 feet. Is filled with white balls of bloom in the last part of May. 2 to 3 feet, 40c each; \$3.50 per 10.

**Highbush Cranberry (Viburnum Opulus)**—3 to 10 feet. Handsome, dense, brilliant, green foliage, a rich setting for large bunches of crimson berries which enliven the late summer and persists on bare branches into the winter. 2 to 3 ft., 40c each; \$3.50 per 10.

**Viburnum Lantana**—10 to 15 feet. Beautiful wrinkled, Lantana-like leaves; white flowered in May and June. Fruits color unequally from crimson to black, causing a most charming combination of colors throughout the summer. Good in shady locations. 18 to 24 in., 30c each; \$2.50 per 10.



HEDGE TARTARIAN HONEYSUCKLE



SNOWBALL. THE OLD-FASHIONED KIND, GROWING IN MONTANA

From Wm. Steinhauer

I am very much pleased with the Everbearing strawberry plants received from you. Made the first picking in June and the last quart on October 17th. We had 48 quarts from 100 plants.

Long Island, New York

Made the first picking in June





CAN BE TRIMMED TO A SMALL, COMPACT SHRUB

### Honeysuckle

**Albert's Honeysuckle (*Lonicera Alberti*)**—A new dwarf, half-weeping shrub from Siberia, pinkish blue blossoms, very fragrant; fall berries. Extremely hardy. **12 to 18 in., each 20c; \$1.80 per 10.**

**Morrow's Honeysuckle (*Lonicera Morrowi*)**—A medium sized honeysuckle, having widespread branches; leaves a downy gray underneath; flowers white, changing to yellow; berries bright red. **2 to 3 ft., 35c each; per 10, \$3.00.**


### Tartarian or Upright Honeysuckle

Of all the hedge and specimen plants offered in the catalog I like the Tartarian or Upright Honeysuckle as well as or better than others. I like it for a great many reasons: Its hardiness, its rapid growth, its immense number of beautiful star shaped pink and white flowers coming early in May and lasting for some little time. These flowers are followed by an immense crop of beautiful red berries that last nearly all summer. The berries are not edible. Its glossy, leathery foliage comes very early in the spring ahead of other hedge plants and lasts well into the fall. Its grayish-white wood is beautiful at all seasons of the year. Its ability to stand heavy trimming and cutting back, makes it one of the most desirable for hedge purposes. Its upright pyramidal growth makes it one of the most beautiful specimen plants. Its fragrance fills the air for long distances when in bloom. Its adaptability to all conditions, and its quick recovery of growth after transplanting. It is hardy in any portion of the United States and well into Canada. In planting Tartarian Honeysuckles for hedge purposes, they should be planted 18 inches apart in a row, and will stand trimming equally as well as the other hedge plants. For hedge purposes we have a very beautiful lot of plants. **18-24 inch, 25c each; per 10, \$2.25; per 50, \$10.00; 2-3 ft., 35c each; per 10, \$3.00; per 50, \$12.50; 3-4 ft., 45c each; per 10, \$3.75; per 50, \$18.85.**

From Mrs. Geo. Underwood,

Cass County, Mich.

Your courteous and prompt way of filling orders and righting mistakes deserves a word of praise, and your packages of seed are so generously filled, the nicest I have ever planted.



THE BEAUTIFUL HYDRANGEA. USED LARGELY IN LANDSCAPE WORK

### Hydrangea

**Hydrangea (*Paniculata Grandiflora*)**—This familiar old shrub is one of the most prominent factors during August and September in brightening up the lawn and shrubbery groups. Single specimens, if planted in rich soil and severely pruned every spring before the leaf buds open, will get to be very dense, stocky clumps of compact form, and are wonderfully attractive when laden with their massive white plumes. Large beds kept at a uniform development are extremely showy; first snowy white, then pink, then reddish bronze and green. Hardy. **18-24 in., 40c each; per 5, \$1.90; 2 to 3 ft.,**

**55c each; per 10, \$4.50.**

**Hydrangea Arborescence (Snowball Hydrangea)**—This magnificent, perfectly hardy American shrub has snow-white blossoms of largest size. One of its most valuable characteristics is its coming into bloom just after the passing of all early spring-blooming shrubs, flowering from early June until late July. This does better planted in partially shady places. **2-3 ft., 50c each; per 10, \$4.50; 3-4 ft., 65c each; per 10, \$5.50.**



## Syringa (Philadelphus)

**Syringa or Mock Orange** (*P. coronarius*). See picture—Hardy, free flowering shrub, with showy, fragrant white flowers; grows 8 to 10 feet high. One of the most popular shrubs. **2 to 3 feet, 45c each; \$2.00 per 5.**

**Golden Mock Orange** (*Philadelphus coronarius aurea*)—Valuable for landscape effects on account of its yellow foliage and dwarf habit. Very free flowering. **1 ft., each 35c; 10 for \$3.00.**

**Philadelphus Grandiflora**—Large white flowers, fragrant, very rapid grower, hardy. **2-3 ft., 45c each; 5 for \$2.00.**

**Syringa P. Lemoinei Van Mt. Blanc**—We consider this variety superior to all other varieties of the Syringa. The flowers are very large, pure white and very fragrant, almost covering the bush. This variety is hardier than other varieties and has never winter killed with us. This makes a very fine graceful shrub and can be used as an ornamental hedge. **2 to 3 ft., 35c each; per 10, \$3.00; \$25.00 per 100.**

## Spireas

**Anthony Waterer**—Makes a bush 18 to 24 inches high, covered from spring till late in the fall with large heads of crimson flowers. **40c each; \$3.00 per 10.**

**Billardi**—5 to 7 feet high, upright with spikes of rich pink flowers from July on. This is an exceptionally hardy strong growing Spirea, good for the north. **18 to 24 in., 25c each; \$1.20 per 5.**

**Spirea collosa alba**—Height 24 inches. Covered with white blossoms from spring until fall; very vigorous and attractive. Excellent for grouping with other shrubs or for foundation plantings. They can safely be planted under windows, etc., on account of their height. This plant may be cut to within two inches of the ground in the fall and will come up and blossom each season. **18 to 24 inch, each, 25c; per 10, \$2.00.**

**Collosa rubra**—Similar to the above, covered with red flowers. The leaves have a slightly purple cast when young. **18 to 24 inch, each 30c; per 10, \$2.50.**

**Golden Spirea**—A rapid growing variety, 8 to 10 feet high, with masses of snowy white flowers drooping the branches with their weight; young foliage bright yellow, changing to golden bronze in fall. **2 to 3 ft., 40c each; \$3.50 per 10.**

**Spirea Vanhouttei**—One of the most popular shrubs especially in the cold Northwest. Few shrubs retain their attractive foliage throughout the year as well as this sort. In spring, or about Memorial Day, the hedge is a perfect fountain of pure white bloom. Perfectly hardy, **2 to 3 ft., 25c each; \$2.00 per 10. 3 to 4 ft., 35c each; \$3.00 per 10.**

**Thunbergii**—Forms a dense feathery bush 3 to 5 feet. Foliage changes to bright scarlet shades in autumn. **18 to 24 in., 30c each \$2.50 per 10.**

## One of the Lessons of Nature is,

"Plant in masses; have an abundance." Don't be stingy. Why not treat ourselves to a little enjoyment? Copy Nature on a small scale if you cannot on a large one. When Providence knocks on your door bringing a profusion of gifts, don't insult Him by picking out a flower or two and neglecting the rest. He deals in abundance. How often you find this opulent word attached to His gifts?

By Rev. C. S. Harrison, in "The Holiness of Beauty."

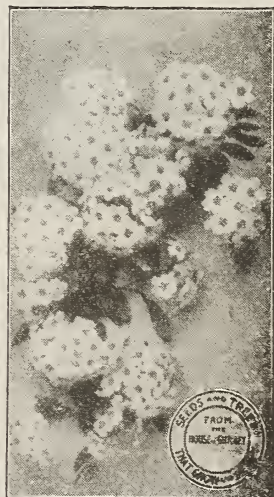


**Spirea Van Houttei**—Hedge and Flower. This picture shows the Spirea hedge plants together with a young lady. Charles was considerably interested in this young lady in 1921, but they are married now; it shows the wonderful growth

produced by this Spirea, commonly known as Bridal Wreath. I have these in several places around my house, and this hedge 150 feet long north of the house—a regular snowbank at blooming time.

### From Decatur Silcott, Loudoun County, Va.

Trees and plants came in splendid shape. All were alive and are now growing nicely. I never had things so well packed. Many thanks to you. I will have a larger order next time.





## Sumac

**Fern-Leaved** (*Rhus glabra* Var *laciniata*)—A beautiful low variety, with leaves of very large size, deeply cut and drooping gracefully from the branches. 3-4 ft., each 35c; per 5, \$1.50.

**Sumac** (*Rhus Eloba*)—Tall growing shrub, reaching 12 to 15 feet. It is perfectly hardy and its clusters of small red fruit, with its bright foliage in autumn make it very desirable. 2 to 3 ft., 25c each; \$1.00 per 5.

**Fernleaf Staghorn** (*Rhus Typhina* Var *laciniata*)—Rapid, robust grower, produces cones of bright red fruit. Leaves beautifully formed, rivaling the most delicate fern. For massing with other shrubs the effect is striking. Can be cut to the ground each season and a mass of beautiful foliage will result. In the fall the leaves turn to the most beautiful pinkish red, a large group of them is a wonderful sight. 2-3 ft., 35c each; 5 for \$1.50.

**Sumac Staghorn**—Similar to the above but not fern leaved. Somewhat taller growing.

## Snowberry

**Snowberry** (*Symphoricarpos racemosus*)—A valuable medium-sized shrub, branching near the ground. Has small pinkish flowers, with large, waxy white berries in the fall.

Very odd and attractive. Should be used in all groupings. 2 to 3 ft., 25c each; \$1.00 per 5.

**Coral Berry or Indian Berry** (*Symphoricarpos vulgaris*)—Same as above, except that it has purplish red berries, which hang on during the winter. Fine in groups with Snowberry or for wild groups. 18 to 24 in., 25c each; \$1.00 per 5.

## Wahoo or Fire Bush (*Euonymus Americana*)


This is a native shrub of South Dakota. Hardy in any part of the State and should be extensively planted.

A very ornamental and showy small tree, its chief beauty consists in its brilliant berries, which hang in clusters from the branches till midwinter; berries rose color. 2 to 3 ft., 30c each; \$1.20 per 5; 3 to 4 ft., 35c each; \$1.50 per 5.

## Weigela (Rosea)

Hardy south of central Nebraska without winter protection. North of that point it should be protected thru the winter.

Beautiful shrubs that bloom in May, June and July. The flowers are produced in such great profusion as to almost entirely hide the foliage. They are very desirable for the border or for grouping and as specimen plants for the lawn. 2 to 3 ft., 40c each; \$1.75 per 5.



Hybrid Perpetual Roses

### Instructions for Planting and Care

Of any of the flowering shrubs. These are most in demand and there is more unnecessary grief than other shrubs because the purchaser will not follow instructions. I want you to get down to brass tacks with me, and listen to, and follow these instructions. Then you will have the real results, and you will throw us a bouquet of "words" that we will appreciate.

Hybrid Perpetual, Hybrid Tea Roses and most everblooming varieties of roses, produce all flowers on new wood, consequently there is no advantage in saving all of the old wood. It is left on as a handle.

When you receive the rose, dig a hole in good soil, amply deep to receive the roots in their natural position; deep enough so that the plant will be 1½ inches deeper than it was in the nursery. Put the top soil back and pack well in among the roots. See that it is thoroughly packed. Firm it well with your feet. Then cut the top back to within 5 in. of the ground. Then with the hands draw the earth up around the top, leaving only the tips of the branches sticking out. After a week or ten days, rake this mound of earth down level and you will find a new growth coming out nicely, and the old wood plump and green.

These instructions apply to all roses, climbing, as well, except that climbing roses produce flowers on old wood. Consequently after the first year you want to save as much of the old wood as possible. But on Hybrid roses cut back each spring to within seven inches of the ground and you will be surprised at the beauty and quantity of flowers produced.



AMERICAN BEAUTY

### Where to Grow Roses

**Situation**—Good roses may be grown in any open sunny position, is possible sheltered from north winds, and clear of all roots of trees and shrubs.

**Preparation of the Beds**—Roses will grow and give good returns in any fertile, well-drained ground. It is worth while however, to use some care in the preparation of the beds, as the general health of the plants, and increased quantity and quality of bloom, more than repay you for the extra care expended. The best soil for roses is the top soil from an old pasture and well rotted cow manure. Dig out the bed to a depth of 18 inches or more, and, if drainage is imperfect, it must be provided for. Fill in with a mixture of soil and manure as above. It is best to make the bed sometime in advance of planting to allow time for settling. After the soil is settled it should be about an inch below the level of the adjacent surface. Make the beds not over 3½ to five feet wide, so that you can pick the flowers without stepping on the bed.

**Winter Protection**—Most all roses should be protected in this latitude. We have found that the most satisfactory protection is to draw up a mound of soil from eight to ten inches high around the base of the plant, then cover the entire beds after the ground begins to freeze with any loose material, such as straw manure, corn stalks, and in more severe climates a heavier covering. This is all that is required. Climbing roses are not all hardy enough to be left on the trellis, but should be taken down, laid flat on the ground, covered with either hay straw, or earth, and placed back on the trellis early in the spring. It is necessary to save as much wood as possible in order to have flowers throughout the summer.



GEN. JACQUEMINOT



**Hybrid Perpetual Roses**—All roses offered by us are 2 year, extra heavy. 65c each; \$2.60 per 5; \$4.75 per 10.

This is a class of the hardier perpetuals or everblooming roses, as a rule the flowers running larger than the Hybrid Teas. You cannot make a mistake in purchasing either the Hybrid Perpetuals or the Hybrid Teas. If given proper winter protection they are hardy anywhere in South Dakota.

**Alfred Colomb**—Bright carmine-crimson; one of the very best dark colored sorts.

**Ana de Diesbach**—Brilliant rose color; very large and broad flowers.

**Clio**—Flowers large, flesh color, shaded in center with rosy pink. Very beautiful.

**Frau Karl Druschki**—Flowers are very large, beautiful, pure, silvery white, with very deep bud. This is the best white Hybrid Perpetual yet introduced. Blooms until frost.


**Gloire Lyonnaise**—White tinted yellow, large, full, and of good shape; very free, distinct and pleasing. The nearest yellow of any of the Hybrid Perpetuals.

**General Jacqueminot**—Brilliant scarlet crimson, an old favorite and one of the best known roses in cultivation. Does well everywhere.


**Mrs. John Laing**—Soft pink of beautiful form, exceedingly fragrant and free flowering. Stands very close to the top among fine roses.

**Madame Gabrielle Luizet**—Light silvery pink; grand flowers; best early, beautiful recurved petals.

**Magna Charta**—A general favorite, prized on account of its strong, upright growth and bright, healthy foliage, as well as for its magnificent bloom. The color is beautiful bright pink, suffused with carmine.



PAUL NEYRON



SOLEIL D'OR

**Paul Neyron**—One of the finest hardy roses ever grown. It blooms unceasingly from June to November, on uniformly long, stiff, thornless stems, with immense cup-shaped flowers 4 to 6 inches across. Color is bright ruddy pink.

**Prince Camille de Rohan**—One of the darkest colored roses; very dark, velvety crimson, changing to intense maroon; a very prolific bloomer; the flowers are of excellent form and size. The best dark red.

**Ulrich Brunner**—Cherry red, a truly magnificent rose. The color is bright and beautiful. The stems are long, raising the large, perfectly formed flowers well above the foliage. Thrives to perfection under our conditions and certainly should be included in every collection.

**Hybrid Tea or Ever-Blooming Roses.**—Each 70c; \$3.00 per 5; \$5.85 per 10. The Hybrid Teas are a class of everblooming roses, slightly more tender than Hybrid Perpetuals. They produce wonderful shades of roses continually from June until freezing. For best results Hybrid Tea roses should be severely pruned.

**American Beauty**—Probably the widest known and most prized cut flower among all American roses. Deep pink, approaching crimson of exquisite form and fragrance and large size.

**Augusta Victoria**—White shading to primrose, a fine rose for outside; very vigorous, producing flowers throughout the season. This should be in every garden.

**Caroline Testout**—One of the most popular and valuable bedding varieties; large, full, globular flowers of bright satiny-rose, with brighter center; very free and fragrant.

**Gruss an Teplitz**—Intense depth and richness of color; velvety, crimson-red.

**General McArthur**—A well known favorite and one of the best all around bedding roses in our collection. It is one of the earliest and most perpetual flowering sorts. Flowers of good form, a warm rich crimson scarlet and delightfully scented.

**Jonkheer J. L. Mock**—Flowers are produced with great freedom on long stiff stems, are large and of perfect form, of a deep imperial pink, the outside of the petals silvery-rose white.

**Killarney Brilliant**—A rich glowing shade of rosy-carmine, buds long and pointed, petals of great substance. A truly magnificent rose.

**Lady Ursula**—A magnificent rose of vigorous, erect growth; exceedingly free blooming during the entire summer and autumn. The flowers produced on every shoot are very large, full and of great substance and perfect form, with high center, from which the petals gracefully reflex; in color a delightful tone of flesh pink, distinct from all others; delicately scented.

**Red Radiance**—Produces large flowers throughout the most unfavorable hot summer weather, in color a clear, cerise-red, a most valuable addition to our list of roses.

**Soleil d'Or or Golden Sun**—Varies from orange-yellow to reddish-gold, shaded with nasturtium red; large, full, perfectly double flowers; a strong grower and a beauty.

## Moss Roses

**Moss Roses**—The beauty of the Moss Rose consists in the delicate mossy covering which surrounds the buds, and gives the opening flowers a unique appearance. Moss Roses should be pruned sparingly; cut out the old wood and merely cut back the growth of last year.

**Yellow June Roses, extra strong two-year-old plants, 75c each; set of 6 sorts, \$4.00.**

**Harrison's Yellow**—Semi-double, bright yellow; showy, hardy and fine; blooms very early; one of the best of its color. Each 75c; per 5, \$3.00.

**Persian Yellow**—Deep golden-yellow, semi-double; very fine, hardy. Two-year heavy, each, 75c; per 5, \$3.00.



LADY URSULA





ULRICH BRUNNER

**Conrad Ferdinand Meyer**—An early flowering Hybrid combining the ornamental qualities of its Rugosa foliage with the blossom beauty and perfume of the Hybrid Perpetuals. Flowers large cupshaped and double, of a delicate silvery pink. **\$1.00 each, \$2.80 per 3.**

**Rosa Rugosa Red**—This rose is perfectly hardy, is not only grown for the beautiful single red flowers that it produces in abundance, but for the beautiful foliage which the bush retains until early winter, and the large red rose apples in evidence throughout the latter part of the summer and early winter, which make a striking contrast showing above the green leaves. Plants grow three to five feet tall. **3 year extra heavy plants, 45c each; per 5, \$2.00; per 10, \$3.90.**

**Sir Thomas Lipton**—The best pure white Rugosa rose. Strong and vigorous; grows four feet high. Flowers perfectly double, pure snow white. Fragrant. **80c each; \$3.75 per 5; \$6.50 per 10.**

### Climbing Roses

Plants heavy two year No. 1, equal or superior to those offered by others for at least double our prices. We are able to make these prices on account of the large number we grow and sell each season.

Plants heavy, No. 1. **40c each; 5 for \$1.75.**

**Crimson Rambler**—The famous crimson-cluster climber, so extremely effective when grown on pillars and trellises. Makes shoots 8 to 10 feet long in a season. Flowers are produced, from ground to tip, in large pyramidal clusters of thirty to forty. **Each 40c; per 5, \$2.00.**

**Dorothy Perkins**—Clear shell-pink with flowers borne in clusters; full and double. This is without question one of the very finest of all climbing roses.

**Queen of the Prairie**—Bright rosy red; large, compact and globular flowers; bloom in clusters. Fine and a rapid grower.



CRIMSON RAMBLER OVER GATE

### Rugosa Baby Rambler

**F. J. Grootendorst**—This is a new type of rose which might properly be called a Rugosa Baby Rambler. It is a cross between Rugosa and the crimson Baby Rambler. Imagine a shrub-like Rugosa rose covered with trusses of crimson Baby Rambler roses and you will have a fair conception of this new hybrid variety. It is not a rose that you want to plant in with your bed of Hybrid Tea or Hybrid Perpetual roses, but is valuable to plant as an isolated specimen in a mass in an exposed position, among shrubs in the shrubbery border or for an everblooming hedge. It is admirably adapted for this last purpose. It is absolutely hardy and continues to bloom until late in the fall. **\$1.00 each; 5 for \$4.75; 10 for \$9.00.**

### Rugosa-Hybrid Perpetual Roses

Hardest of all roses; will stand the winter without winter protection. Blooms continuously from early in the summer until the ground freezes in the fall; will freeze up each season with an immense number of buds and blossoms. To get best results and the most flowers, cut flowers from them liberally as soon as in bloom.

**Hansa Rugosa**—The description of the Conrad Ferdinand Meyer may well apply to this with the exception of the color. The flowers are crimson and especially fine. **\$1.00 each; 3 for \$2.80.**



DOUBLE RUGOSA HANSA

**Yellow Rambler**—Light canary shade; clusters smaller, individual flowers larger than Crimson. **45c each; 5 for \$2.00.**

**White Dorothy Perkins**—Same as Dorothy Perkins, but pure white; best white climber.

**Excelsa**—Known as the Red Dorothy Perkins, a very valuable addition to our list of roses. Has intense crimson scarlet double flowers in brilliant clusters set in glossy shining foliage, and one of the handsomest of the red climbers. **45c each; per 5, \$2.00.**

**Flower of Fairfield**—A few years ago when the Crimson Rambler, the hardy beautiful red climbing rose, was introduced it went over the country like wildfire. Millions of them are growing in the United States today and producing thousands of flowers each. During their blooming period, which lasts two or three weeks, they are a mass of crimson flame. The Flower of Fairfield is equally as beautiful, is just as good climber as the crimson rambler, but is a perpetual rose, blooming all summer. **40c each; \$1.75 per 5.**

**Thousand Beauties (Tausendschoen)**—The most sensational climbing rose yet introduced. A single cluster of flowers is a bouquet in itself. Blooms profusely from the beginning of June to the last of July. Individual flowers of graceful form. The color is the most delicate shade of soft pink, changing to carmine on reverse of petals when fully expanded. **Each, 50c; per 5, \$2.25.**

### Miscellaneous Roses

**Manda's Triumph**—Pure white, many double will produce in clusters of from 10 to 12 on small side shoots, literally covering the plant and standing well above the foliage. **Each, 35c; per 5, \$1.25.**

**Madame Plantier (Hybrid China)**—One of the most satisfactory roses for cemetery or yard planting. Blooms in the middle of June, when its large clusters of purest white flowers form a perfect mound of white. **Each, 40c; per 5, \$1.50.**

**Sweet Brier Rose**—This is the true English Sweet Brier or Eglantine. The single pink flowers are quite artistic but it is valued most on account of the refreshing fragrance of its leaves. This fragrance is noticeable a considerable distance from the rose and is delightful. **Each, 35c; 5 for \$1.50.**



### Climbing Vines

Are for the purpose of covering an unsightly object like a fence, outbuilding, or for the purpose of beautifying either the porch, summer house or other place. Consequently, you want hardy vines, with a rapid top growth, something that you do not need to take down in the winter. The hardiest and best of those that will stand the north are the Ampelopsis, Bitter Sweet, Beta Grape and Wild Grape. Those next in hardness would be the Honeysuckle, Cinnamon Vine and Clematis. In the north these can be planted on the south or east side of houses, and come through the winter generally in good condition. When you receive these plants there may be a considerable length of vine. Do not try to save much of this because you will gain by cutting it back severely. There will also be considerable fine roots. See that these are spread out well in the hole; that the soil is well packed, and the tops cut back to within a few inches of the ground. You will then secure a very good growth of new wood and it will come through the winter in good condition. When you figure on planting to cover an unsightly object put your plants 2 to 3 feet apart in the row.

**Ampelopsis Engelmanni (Engelmann's Ivy)**—A type of the Virginia Creeper, but different in growth as well as foliage. It has much shorter joints, and very much smaller and thicker foliage. This is the only ampelopsis that is hardy and that will cling to brick, stone or plaster. It is a fast grower. **Each, 30c; 5, \$1.40.**

**Ampelopsis Veitchi**—This is one of the finest climbers we have for covering walls, as it clings firmly to the smoothest surface, covering it closely with overlapped foliage, giving it the appearance of being shingled with green leaves. The color is deep green in summer, changing to the brightest shades of crimson and yellow in autumn. **Each, 45c; 5, \$2.00.**

**Ampelopsis Quinquifolia (Virginia Creeper)**—Deeply cut leaves which turn to a beautiful crimson in fall; fine for covering trees, rocky slopes, walls, etc. Very hardy. **Each, 30c; 5 for \$1.25.**

**Cinnamon Vine**—A rapid growing climber, taking its name from the peculiar fragrance of the delicate white flowers. **Each, 15c; 8, \$1.00.**

**Clematis**—All Clematis require a deep rich soil, plenty of water and good drainage. Should be planted with the crowns three inches beneath the surface of the soil. All plants excepting the *Paniculata* will be shipped with dirt on the roots, somewhat later than other nursery stock. These will be well started and on account of the dirt on the roots you can depend on their growing.

**Clematis Paniculata**—Handsome hardy climber. Is one of the choicest and most satisfactory climbing flowering plants. Of strong, rapid growth. Dense, small bright green foliage. Pure white fragrant flowers in August and September, followed by silvery feathery seed pods. **Each, 30c; \$1.50 per 5.**

**Jackmanni Clematis**—Well known, large-flowering blue Clematis, flowers almost violet with a rich velvety appearance, distinctly veined. Blooms from July until frost. Plant is hardy, abundant and successful. **Each, 60c.**

**Ramona**—Exceptionally fine variety, deep sky blue, flowers often nine to ten inches across. **50c.**

**Baron Villard**—One of the old standard varieties. Light rose shaded lilac. **50c.**

**Henryi Clematis**—This is the finest of all large flowering white clematis. A vigorous grower and free bloomer. Flowers large creamy white with reddish chocolate anthers. **Each, 80c.**

**Wistaria, Purple**—This variety bears in great profusion large clusters of pea-shaped flowers, blooms in May and June. Hardy in sheltered locations. **Each, 50c; per 5, \$2.00.**

**Wistaria, White**—This variety is pure white grape, sometimes tinted light blue. **Each, 65c; per 5, \$3.00.**

**Beta Grape**—A rapid grower, is very popular for covering walls, summer houses and porches; hardy. **Each, 30c; 5, \$1.25.**

**Trumpet Vine (Radicans)**—A robust, woody vine, twining with numerous roots along its stems; its orange-scarlet, trumpet-shaped flowers cluster at the tips of the branches. **Each, 30c; 10, \$2.50.**


**Bittersweet (Celastrus Scandens)**—Handsome, glossy foliage in large clusters of beautiful orange-crimson fruit retained all winter; its graceful sprays of berries making winter house decorations; perfectly hardy. **Each, 30c; 5 for \$1.25.**

**Wild Grape**

—One of the best if not the best grape for covering porches, summer houses and arbors. **Each, 25c; per 10, \$2.00.**

**Beta Grape Seedlings**—See description in grape section of the catalog.

**Price: 15c each; 10 for \$1.25; 25 for \$2.50; 50 for \$3.50; 100 for \$6.00.**



VIRGINIA CREEPER COVERING A WELL TOWER AT MANDAN, N. D., THE BEST AND HARDIEST RAPID CLIMBERS

**Honeysuckle (Scarlet and Yellow Climbing)**—These are very hardy, producing large quantities of long, trumpet-shaped flowers; heavy, glossy leaves make them one of the most valuable of the hardy climber. **Each, 25c; 5, \$1.25.**


**Honeysuckle (Halleana)**—Color, an intermingling of white and yellow, extremely fragrant and most satisfactory. This is the variety most often found growing on porch trellises, or used as a covering. **Each, 25c; 5, \$1.25.**

**Kudzu Vine (Pueraria Thumbergiana)**—Large foliage and dense shade, growing 50 feet in one season. Flowers plentiful in August; rosy-purple, pea-shaped. **Each, 30c; 5, \$1.25.**


**Lyceum Chinese (Chinese Matrimony Vine)**—A general utility, hardy, climbing vine that will overcome any obstacle in growth and flourish everywhere. Each new shoot produces handsome purple flowers, and later a prodigious crop of scarlet berries. **Each, 25c; 5, \$1.00.**

**Hop Vine**—Useful and ornamental climbing vine, rapid in growth. Bears a profusion of seed pods suitable for many domestic purposes. Leaves colored yellow and green, making it very attractive. **Each, 20c; \$1.70 per 10.**

**Madiera Vine**—A climbing vine of rapid growth. An old fashioned popular vine covering a large space in a short time. Fleshy, heart-shaped leaves of light green, and numerous racemes of feathery white flowers. Very fragrant. Bulbs must be stored in an ordinary cellar over winter, as they will not stand freezing. **Each, 15c; \$1.25 per 10.**



CLEMATIS HENRYI



KUDZU VINE





AQUILEGIA

**Delphinium Chinense**—A very pretty dwarf species, with fine feathery foliage and intense gentian-blue flowers in open panicles. **20c each; 90c per 5.**

**Delphinium Formosum**—The old favorite dark blue with white center, 3 to 4 feet high, very vigorous and one of the best. **20c each; 90c per 5.**

**Delphinium, Tall English**—A fine strain from England. Plants are strong, vigorous, with large flowers on spikes two feet and over, the majority running in the lighter shades of blue. **20c each; 90c per 5.**

**Dianthus Barbatus** (Sweet William)—Charming, hardy plants, great favorites in every garden. Stems 12 to 18 inches high, flowers in greatest profusion in large, round top clusters. If the fading branches are cut away fresh ones appear at intervals all summer. **20c each; 80c per 5.**

**Dianthus Plumarius** (Common Grass or Garden Pink)—Thick tufts of handsome bluish-green foliage and pretty carnation-like, fragrant flowers. Very hardy and grows well anywhere. **20c each; 85c per 5.**

**Gaillardia Grandiflora Superba** (Blanket Flower)—Makes one of the most gorgeous and prodigious displays of all the perennials. Flowers often measure 3 inches in diameter on clean, 2-foot stems. A hard center of deep maroon is thickly bordered by petals of orange and yellow, strikingly ringed by circles of crimson, red and maroon. Poor soil will do, and a

**Lychnis Chalcedonica**—A very showy border plant. Flowers heart lobed stars of brightest vermilion, arranged in large flat panicles. Height, 2 to 3 feet. **Each, 20c; 5 for 75c.**

**Perennial Sweet Pea**—Vines grow very fast and flowers are similar to Sweet Peas, white and pink. A very satisfactory plant and easy to grow. **Each, 25c; 5 for \$1.00; 10 for \$1.80.**

**Shasta Daisy**—A rigorously selected mixture of Burbank's new sorts, giving us different forms and much larger flowers ranging in shape from fully double to single, and in color from pure white to pale lemon yellow. Plants are extremely productive of bloom, making a spectacular field show and as profitable a cut flower supply as any Hardy Perennial grown. **Each, 20c; per 10, \$1.75.**

**Yucca Filamentosa** (Adam's Needle)—This is a hardy evergreen plant producing long leaves; a tall stock producing sometimes as high as 200 flowers of pure white; blooming period about June and July. The leaves remain green the entire year. A fine plant for sunny, exposed places and for the lawn. **15c each; per 5, 70c.**

### Hardy Fern

From the Black Hills of South Dakota we gather each year large quantities of hardy ferns in a number of varieties. These are specially valuable for the north and northeast sides of the house, along the north sides of fences, or where they are protected from the direct southern rays of the sun. They do well in shady, moist situations. We consider this one of the most satisfactory plants for the shady, cool places. **Large clumps, each, 35c; 5, \$1.50; 10, \$1.50.**

### Hardy Phlox

No class of hardy plants is more desirable than the Perennial Phloxes. They will thrive in any position and be used to advantage in the hardy border, in large groups on the lawn, or planted in front of belts of shrubbery, where, by judicious pinching back and removing faded flowers, a constant succession of bloom may be had until frost. We offer a select list of strong field grown roots.

**Coquelicot**—Glowing orange red with violet eye.  
**Frauline G. Von Lassberg**—Purest white. Individual flowers; very large.  
**Jean D'Arc**—Undoubtedly the very finest pure white variety to date. The plants are extra strong growers of medium height, producing exceptionally large heads. Ideal for hedging or massing.

**Pantheon**—The peerless pink. Extra large, always flat flowers of salmon rose.

### Hardy Perennials

These plants are perennial, which means that they live for a number of years, but the tops die down each year after blooming. They bloom on the new wood that comes up the next year. When you receive them there will be more or less fine roots, and should be taken care of as you would a strawberry. The crown should not be covered more than 1 or 2 inches, depending on the plant. Give them good cultivation, some mulching, and they will repay you in the spring. The perennial plants are the most popular of all flowering plants; when planted once they are always there, living through the winter with little or no protection. In most cases the flowers increase as the plants grow older. The plants are all strong field grown.

**The Early Achillea**—Height, 2 feet, very best white flowered border plants, resembling Pompon Chrysanthemums. **20c each; 5 for 75c.**

**Aquilegia, Single Mixed**—Plants are strong and thrifty. Flowers large and vary in color through charming tones of cream, pink, lavender, blue, white, red, etc., hardly any two being exactly alike. **20c each; 90c per 5.**

**Aquilegia Chrysantha**—Bright yellow long spurred flowers. Very fine. Height, 3 to 4 feet. **20c each; 90c per 5.**

**A. Caerulea** (Rocky Mountain Columbine)—Blooms from May to July. Height, 12 to 18 inches. Flowers are larger and composed of five petals of bright violet-blue, with a pure white corolla. Borne on slender stems, and sway and nod in the gentlest breeze. Used for cut-flowers. **20c each; 5 for 75c.**

**Bleeding Heart**—Blooms May to June. Height, 2 feet. Flowers pink and white; heart shaped. A well-known hardy perennial, producing its flowers freely in spring and early summer in graceful, drooping racemes, sometimes a foot in length. **60c each; 5 for \$2.50.**

**Coreopsis**—Flowers deep golden yellow borne on stems 1½ to 2 feet high. Make very nice cut flowers. Plants succeed in any sunny location. **Each, 20c; 5 for 60c; 10 for \$1.15.**

constant show is assured from June till frost. **Each, 20c; per dozen, \$1.70.**

**Golden Glow Rudbeckia**—Grows 5 to 7 feet, and blooms from early summer until frost. Flowers resemble golden yellow cactus dahlias. **15c each; per 5, 60c.**

**Heliopsis Pitcheriana** (Greek "Like the Sun")—Flowers are of a beautiful deep golden yellow, about 2 inches in diameter, of very thick texture and a useful cut flower. Grows about 3 feet high. **20c each; 85c per 5.**

**Helianthus Mollis** (Hardy Sunflower)—Large single lemon yellow flowers with downy white foliage, blooms in August and September. Height, 3 to 4 feet. **20c each; 5 for 90c.**

**Hollyhocks**—Bloom from June until September; height, 4 to 5 feet. They are among the most handsome and ornamental of all garden flowers. They should have slight covering in winter. **20c each; 5 for 75c; 10 for \$1.35.**

**Oriental Poppy**—Far surpasses in bloom all the annual and biennial kinds, and for a gorgeous display of rich and brilliant coloring nothing equals them during their period of flowering in May and June. Color, dark red. **Each, 20c; 90c per 5.**

**Platycodon** (Japanese Bell Flower)—Form neat branched bushes of upright habit, 2 to 2½ feet high, producing their attractive blue or white flowers from July to October, deservedly one of the most popular hardy plants. **20c each; 90c per 5.**



PHLOX HARDY



**Pecheur D'Island**—Lavender-cerise, superior to other varieties of similar color.

**Sunset**—Dark rosy pink. An excellent hardy variety of vigorous growth, producing an unusual amount of blooms throughout the season.

**Sir Edward Lancier**—Rich crimson. One of the best of its color. Tall growing, free bloomer. **Each, 20c; 95c per 5; \$1.80 per 10.**

### Phlox Subulata (Hardy Mountain Pink)

An early spring-flowering type, with pretty moss-like evergreen foliage, which, during the flowering season, is hidden under the masses of bloom. An excellent plant for the rockery, the border, and invaluable for carpeting the ground for covering graves. **Each, 15c; per 12, \$1.50.**

### Bulbs and Tubers

These will come to you as the names indicate—either as bulbs or as tubers. Some of them are hardy, which means that they can be left in the ground continuously. Others, not hardy, that must be taken up each fall and stored in a cellar where they will not freeze. Of the hardy varieties, the Day Lily, Iris, Peony, Phlox, Lily of the Valley and Japanese Lilies are to be left in the ground the year around. The Caladium, Tuberose, Dahlia, Gladiolus and Cannas are to be taken up after frost in the fall, the dirt removed from them and placed in a cellar that would be suitable for keeping vegetables. They are to be taken out in the spring at planting time and planted out just as you did the year before. All of the bulbs and tubers, both hardy and tender, will be received by you ready for planting, and will all produce flowers or luxuriant foliage the first year. The Japanese and Day Lily bulbs should be planted about 18 inches apart. These will gradually thicken. Lily of the Valley, about 6 or 8 inches apart. Caladium, about 3 feet apart, as you grow it for the foliage only. Iris, 1 foot apart in the row. Dahlia, 2 to 3 feet apart in the row. Peonies, about 3 feet apart. Gladiolus, 8 to 10 inches apart. Cannas, if in beds, about 18 inches apart, for best results. Hardy Phlox, about 18 inches apart.

### Iris

None of you will forget the hardy blue Iris that was used for borders from the door to the gate on each of the walks; a bed of it planted up close to the house and blooming the earliest of any of the flowers in the spring. There has been a wonderful change and improvement in the Iris; hundreds of colors and combinations of colors; hardly a color can be imagined today that you do not find in the Iris. The size of the flower and the plant has increased wonderfully, and this past season we had them in the nursery blooming at six inches high and some of the latest varieties standing fully five feet, and covered with immense blooms measuring 10 and 12 inches across. They are all perfectly hardy.

**Japanese Iris**—Iris are truly wonderful, some standing 5 to 5½ feet high, producing flowers as much as one foot across. Every shade of the rainbow is represented in the different flowers. Blooming in June and July after the German Iris are through.

**Gekka-no-nami** (Waves under Moonlight)—Earliest to bloom, and the choicest white; very free. Glistening white with creamy white stigmas.

**Gold-Bound**—A fine double pure white, with gold banded center.

**Mei-ran**—Mottled pink and white; a beauty.

**Oyodo**—Single, blackish-purple.

**Uchiu (Universe)**—Beautiful, six-petaled flowers of largest size, on the longest stem. Color, cerulean blue with gold center and white halo from which radiate many clear white lines. Standards white, tipped blue.

**Iso-no-Nami** (Shallow Waves)—A magnificent broad-petaled variety; one of the largest flowered, and the latest to bloom. Color, a nebulated suffusion of rose and cerulean blue over white; deepening towards the gold flushed center of rosy lilac.

**Kumo-no-obi** (Band of Cloud)—The lower and upper petals being nearly equal in size, make a very full flower and a solid blotch of color. Bright, clear purple, with distinct rays and halo of white surrounding the golden throat, the pure white standards tipped purple. **30c each; 3 for 75c.**



THE BEAUTIFUL GERMAN IRIS

### German Iris

**No. 1**—Uppers bronze lavender, falls are pencilled purple, tips of falls shading to lavender. **10c each; 5 for 40c.**

**Engberg**—Uppers white, falls pencilled or striped golden, fading to pure white. **15c each, 5 for 60c.**

**Florida**—Uppers pale yellow, falls similar shaded slightly deeper yellow. Height, 12 inches. **12c each; 5 for 50c.**

**Her Majesty**—Uppers pink, falls reddish purple pencilled white. Free bloomer. **12c each; 5 for 55c.**

**Mad. Chereau**—Uppers and falls pure white, heavily bordered with dainty blue. One of the most charming sorts. **12c each; 5 for 55c.**

**Mrs. H. Darwin**—Uppers pure white, falls pencilled daintily purple, tips of falls fading to pure white. Very fine. **12c each; 5 for 55c.**

**President Harding**—Uppers rich dainty lavender, falls deeper lavender showing some yellow on falls near stem. One of the daintiest. Excellent. Height, 24 inches. **20c each; 5 for 80c.**

**Johan DeWitt**—Uppers lilac blue, falls purple daintily pencilled with white near stem. Height, 20 inches. **12c each; 5 for 50c.**

**Walhalla**—Pure yellow uppers, falls light yellow pencilled reddish bronze. A very showy yellow Iris. Height, 18 to 22 inches. **Each, 10c; 5 for 40c.**

### Siberian Iris


Hardiest of all Iris, very strong, free growers, adapting themselves to any soil; producing large quantities of blue and white flowers under the most adverse conditions from June to August. The foliage stands more erect and is finer than other Iris. Is a rich dark green throughout the season. On that account they are very valuable in landscaping.

**Sibirica**—Purplish-blue flowers, 3 feet high; useful for cutting. **15c each; \$1.50 per doz.; \$10.00 per 100.**

**Snow Queen**—This new variety possesses all the merits of the type, differing only in color, which is an ivory-white. **15c each; \$1.50 per doz.; \$10.00 per 100.**

### The Iris Trial Ground Mixture

This includes all of the Iris except Japanese. **10, 90c; 25, \$1.95; 50, \$3.50.**



EARLY SPRING



## Peony

**At the first sight of the newly opened flower you have that feeling of awe and reverence that a young mother has at sight of her first born.**



GURNEY'S 357

that we have so varied an assortment of blooms, each perfect in its own particular way, when we realize that for close upon a thousand and a half years the Tree Peony has been the recipient of the attention of the Imperial House of China, with all the care for artistic and dainty details that the Oriental can give?

In Europe the early history of the peony is lost in the maze of antiquity, with its bypaths of superstitions, fables and myths. One story runs that a certain ancient Grecian physician named Paeon, a pupil of Aesculapius, a famous doctor, miraculously cured the wounds of Pluto which he had received from Hercules. This cure caused the jealousy of Aesculapius and resulted in his secretly murdering Paeon. Pluto, however, was not forgetful of benefits received, and following the prevailing fashion among Greek Deities, showed his gratitude to Paeon by turning him into the flower which we now know as the Peony. Since then, various magical properties have been attributed to it.

Still, in spite of its antiquity, it is only within the last century and a half that the peony has been brought to its present state of perfection, the first definite steps in this direction being taken by M. Jacques, the gardner of King Louis Phillip of France. We want you to see them yourselves, watch them and care for them, and we know that once you have beheld the sheer loveliness of such a bloom as Marie Lemoine, like Oliver Twist, you will wish for more.

In getting up this descriptive list and peony guide, we feel that we are only doing what is expected of us by those of our customers who have already fallen willing victims to the lures of this most seductive and fascinating of hardy perennials. To our mind, there is no flower so well suited to our western country as this peony which, standing the severest cold of winter and almost unlimited neglect, produces such gorgeous blooms, and when given a little care and attention responding with blossoms of such perfect loveliness and fragrance as to thrill the soul of the true flower lover.

No matter in what direction your taste lies, if you appreciate any form of beauty you will find something to satisfy you somewhere among the infinite variety of colors and color combinations, the diversity of flower types, and the varying heights of the peony. Do you want large, voluptuous blooms eight to ten inches across, of a sensuous tropical appearance and possessing an unsurpassed exotic fragrance? Turn to the peony. Or do you wish for a delicate, airy flower, like a rosy pink cloud in the early dawn, fading away to a pearly gray edge? Again turn to the peony. Is it to be wondered at

In stopping at Yankton, this summer, you will, just before you enter town from the northwest on the Milwaukee Road, go through the center of one of our peony fields. This field consists of 20 acres of the real fancy varieties and it is the show place of the whole country. We want you to watch for it from the right-hand side of the train as you come in. Just to the west of the peony field and adjoining it are more than 200 acres of our nursery ground.

The field of peonies by the railroad track is only one of our many fields; we believe we have the greatest assortment and the greatest acreage of peonies of any one, and we have all of the varieties that are worth while.

Peonies may be planted either in September and October, or in the springtime, as you prefer, and should be planted liberally by everyone. Plant them in beds, rows or single specimen plants, and you will be surprised and gratified with the results. I cannot speak too highly or urge too hard that you plant peonies in quantities. Get an assortment of varieties, something that will cover the entire season with its wealth of colors.

As your train rushes through this peony field, and the eye passes from one variety and color to the next, you get that kaleidoscopic effect that is so pleasing, and you only wish the train would stop long enough so that you could gather arms full of these monstrous, beautiful fragrant flowers, and we want to assure you that you would be welcome to them.



THE PEONY TRIAL GROUNDS WITH ROW OF FESTIVA MAXIMA IN FOREGROUND

The peony is one of the hardiest of the flowers. It will stand more grief and come out smiling, than almost any other plant or shrub. Their requirements are simple—the rich soil, the sunlight for best results, but will do wonderfully well in partial shade. When planted in the shade they should be staked, as they are apt to grow too tall. Then when the immense flower opens it bends the stalk to the ground and you lose the beauty of it. Once planted, they increase in beauty each year. Plant them so that the crowns or buds are covered with 2½ inches of soil, press the soil firmly about

them, keep the weeds and grass away from the growing plants, and you will have a wealth of flowers equal to or more beautiful than the finest roses, fragrant, and for cut flower purposes will keep from a few to 15 days in water.

We send out only the strongest of the field grown plants, 3 to 5 eyes. We are not asking the real fancy prices that some do for peonies, but are offering them at the right prices, so that everyone should be able to have and enjoy this, the most beautiful of the flowers.

### Trial Ground Mixtures

On Page 141 we tell you of the "trial ground mixtures," and I want to impress on you the value of that particular lot of peony. All of the new ones, most of the old ones tried out and no matter what the results they all go into this mixture. Just a few plants of each—some worth many dollars—all

good enough to produce a mass of the beautiful flowers and unless you are a Peony expert you would think them all "best." Price: Collection No. 1, 5 plants, \$1.25; Collection No. 2, 10 plants, \$2.25; Collection No. 3, 25 plants, \$5.50; Collection No. 4, 50 plants, \$9.50.




## THE WEDDING IN THE BIG PEONY FIELD

The Gurney Seed & Nursery Company announces to the world the marriage of Mr. George Millar to Jewel Wilhelm of Wagner, S. D., in their peony field on June 4th, 1922. It was a beautiful Sunday, with an attendance of more than 4,500 people. Everyone in Yankton entered into the spirit of this wedding. The graduating class of the Yankton High School acted as flower girls. The ceremony was performed by the Rev. L. A. Johnson and the Yankton band donated its services for the occasion.

We hope to make this an annual event. It was a beautiful affair with beautiful surroundings, more than a million flowers in bloom in this twenty acre field. During peony week more than ten thousand visitors went through the fields and took with them armfuls of these beautiful flowers. Peony week is an annual event with us, when all of our friends from any distance are invited.

**ARE YOU A CANDIDATE?** The wedding in the peony field will also be an annual event. The company will give to the bride and groom a nice present, will furnish the license, the minister and the crowd. We can make it a double wedding, if you wish. We want you to write us.



THOSE INTERESTED



THE CEREMONY

Did ever a prince of the Royal Blood or the richest man of American have the satisfaction of being married with these beautiful surroundings. A perfect June day, thousands of real friends, the Sunshine, the Birds, thirty or more beautiful Flower Girls, the Band and hundreds of thousands of the most beautiful flowers the Lord has yet given us.

### The Band

Yankton acknowledges that she has by far the best band in the state. I wish to thank them for the many pleasant evenings they have given the public by their open air concerts during the summer months. I wish also to thank them for their services at the wedding. Had the Bride and the Flower Girls been less attractive, the band would have been the whole thing, but they had to take third place. I thank you anyway.



YANKTON'S SIRENS



FLOWER GIRLS "CANDIDATES"

### Classification of the Peony

There are eight types of Peonies, each perfect in its Individuality. The "Single Type," has beauty not found in the "Fall Rose." The "Bomb Type," excels the "Anemone" in some particulars. The points that attract in the "Japanese" type are not so pronounced in the others. To say any one type excels, would be refuted vigorously by the lovers of the others.

**Single**—Single row of guard petals and a center of yellow pollen bearing stamens.

**Semi-Double**—Several rows of wide petals and a center of stamens and partly transformed petaloids.

**Japanese**—Wide guards. Stamens and anthers greatly enlarged into thick narrow petaloids of various colors, tipped with vestiges of yellow anthers without pollen.

**Anemone**—Stamens all transformed into narrow petals forming a round cushion in the center of the flower.

**Crown**—Wide petals developed in center forming a high crown with the narrow short petals forming a collar.

**Bomb**—Center petals all uniformly wide, but distinctly differentiated from the guards.

**Semi-Rose**—Petals all uniformly wide but loosely built with some stamens showing.

**Rose**—Completely double. All stamens fully transformed into petaloids.

Yankton is noted for its beautiful girls. The new generation is bound to uphold and increase Yankton's fame. I just mention this. I do not advise any young man to go out of his own community for his life's help-mate, but if he is bound to go any way and no one can convince him otherwise, then—well, he should come to Yankton. Do you wonder that our girls are good and beautiful, living as they do in the best City in the best County in the best State in the Union. Plenty of trees and flowers down this way.

**Tenuifolia**—Like the Tulip it crowds the frosted earth aside, and throws out its fern like, dark green foliage to be tipped almost immediately with a large brilliant crimson double flower that rivals the most beautiful rose. Most excellent for cut flowers, keeping quality all that one can desire, then the crimson flowers partly hidden by the luxuriant fern-like foliage makes one of the joys of the early spring time. Plants very scarce. **Each, 85c; 5 for \$4.00.**





NYPHEA

**GRANDIFLORA** (Richardson)—Shell pink, full rose type, low growing and very late. A wonderful flower. **\$1.50 each.**

**HELLO CENTRAL**—Anemone type. A rich pink. As the flower opens up completely the pistils become visible, exposing their bright red tips. **35c each; \$1.50 for 5.**

**ICEBERG** (Crown Type)—Creamy white over all. A fine early white Peony. Flowers come in big clusters. **Each, 55c; per 5, \$2.00.**

**LIVINGSTON**—Full rose type of fine pink color and suffused with a delightful lavender tinge throughout. Mediums early. A beauty. **60c each; 5 for \$2.75.**

**L'ESPERANCE**—Bomb type. Light rose color and flowers large. Fairly early. Hardy and profuse. Should be in every garden. An old favorite. **35c each.**

**LA TULIPE**—Semi-double, almost white shaded lilac. Outer guards blotched crimson. Very large size, flowers fragrant, borne on long strong stems. **60c**

**MEISSONIER**—Bomb type, mid-season. Full double flowers; deep, velvety cardinal, violet tipped; wonderfully rich and brilliant. Sometimes referred to as the "American Beauty." Very popular as a cut flower. **Each, 50c; 5 for \$2.25.**

**MARIE LEMOINE**—Rose type; very late. The flowers are enormous and massive, often eight to ten inches across. Color, ivory white with occasional narrow carmine tracing on edge of some petals. The gigantic blooms come very late on stout, erect stems, standing well above the foliage. A sort the peony enthusiast raves over, and well he may. **45c each; 5 for \$2.00.**

**MARIE SLOAN**—Full deep rose, lighter shading towards the tips. Early and profuse bloomer. Good and showy, producing a grand water lily effect. **40c each; 5 for \$1.80.**

**MRS. DOUGLAS**—Crown type. Flowers large. Shell pink, the inner petals a fine cream color. Center or crown, pure white, blotched here and there with a deep claret or wine color. **50c each; 5 for \$2.00.**

**MARY HALLEY**—Bomb type. Flowers large, a deep crimson over all. Showy. A fairly good bloomer. **40c each; \$1.80 per 5.**

**MARECHAL VALLIENT**—A large, light colored red flower. Very showy and unusual. A very fine variety. **70c each; 5 for \$3.00.**

**CREAMY WHITE**—Crown type flowers of good size. White guards with delicate creamy inner petals and red pistils in the center. **35c each, \$1.50 per 5.**

**COURONNE D'OR** (Calot) **CROWN OF GOLD**—(See inside front cover for description.) **Each, 75c; 5 for \$3.50.**

**CREAM VARIEGATIS**—Semi-rose type. A fine delicate pink over all, with a few dark red blotches in center. Flowers borne on long stems. **60c each.**

**DELACHEI**—Rose type, late mid-season. Deep rich amaranthine purple with a crimson reflex. A strong grower and a free bloomer. One of the best of the dark red Peonies. **55c each; \$1.50 per 5.**

**DELICATISSIMA**—Rose type, flowers large, profuse bloomer. Deep pink or light red over all. This is a very desirable early Peony. It is noted for its hardiness and profusion of bloom under all conditions. **50c each; \$2.00 per 5.**

**Euphemia**—Semi-double type. Flowers very large, borne in clusters. A beautiful pink over all. The yellow stamens are interspersed among the large wavy petals. **40c each; \$1.80 per 5.**

**EDULUS SUPERBA**—Very large, round and fluffy flower; bright rose pink with silvery reflex and crinkled petals, giving it a most charming mottled appearance. One of the earliest and best. **Each 30c; 5 for \$1.25.**

**FESTIVA MAXIMA**—Undoubtedly the finest white peony in existence. Mr. Harrison says: "This flower has reached the ultimate beyond which we cannot go. Here at the door stands Festiva Maxima, white as the soul of the Madonna, with now and then a blood drop, as though the iron had sometimes entered her heart. What a marvelous flower!" It is a flower of wondrous beauty with clear carmine spots on center petals, of enormous size, measuring 7 or 8 inches in diameter. It has held first place in the peony world for over 60 years. **Each, 50c; 5 for \$2.25.**

**GENERAL HOOKER**—Rose type. Deep, rich red. Large flowers, profuse bloomer. Huge, full and heavy, extra fine. **85c each.**

**GURNEY'S No. 188**—(See inside front cover for description.) **Each, \$2.00; 5 for \$7.50.**

**GURNEY'S No. 357**—(See inside front cover for description.) **\$1.50 each; 5 for \$5.00.**

**GURNEY'S PINK**—Crown type. A fine pink color, rich and lasting. Full and fluffy and delightful. A very profuse bloomer producing an elegant effect. **60c each, 5 for \$2.75.**

**MILES STANDISH**—Semi-double type. Dark crimson, with pink stamens. Flowers borne on strong, medium long stems. Fine dark green foliage. **\$1.00 each.**

**NYPHEA**—Semi-double type, late mid-season. Light pink shading to white. Very delicate. Excellent for cut flowers. Plant below medium in height. If you wish something very classy purchase this variety. **80c each; \$3.50 per 5.**

**PLENTIFUL**—Anemone type. Pink petals, profuse bloomer. Early and fine. A great show when the plant is in bloom. It truly suggests its name, "Plentiful." **40c each.**

**REVISII**—Outer petals light pink, center darker pink fading to white. Flowers medium size, fragrant. **30c each; \$1.25 per 5.**

**REINE VICTORIA**—Bomb to crown type. Fine pink over all with darker blotches in center and also some lighter tufts. **35c each.**

**TERRY'S YELLOW**—Outer petals cream, center yellow fading to lighter yellow. This is the nearest yellow of any Peony on the market. **Each, 60c; 5 for \$2.75.**

**THEODORE ROOSEVELT**—Pale lilac rose, center slightly flecked crimson. Large flowers borne in clusters. A very free bloomer. **\$1.00 each.**

**VIRGIN MARY**—(See inside front cover for description.) **\$1.75 each; 5 for \$6.75.**

**YOUTH AND BEAUTY**—Crown type. A large and magnificent flower of a delightful pure delicate pink. **45c each; 5 for \$2.00.**

#### SINGLE VARIETIES PEONIES

**SINGLE PINK**—Rich pink, large; early and profuse, **25c each.**

**WHITE**—Pure white and large, early and profuse, **25c.**

**SINGLE RED**—Large and beautiful, showy; early; long stem, **25c.**

Get Peonies, the most gorgeous flowers on earth; plant in masses, and have a splendid carpet of loveliness fit for the touch of angels' feet. Don't be stingy with the front yard. A fine house in a neglected yard is like a one thousand dollar picture in a ten cent frame.

By. Rev. C. S. Harrison.








A ROW OF MARIE LEMOINES ON EXTREME LEFT NOT YET IN BLOOM. BEST LATE.

### Our Trial Ground Mixtures

In our trial grounds we try out thousands of different varieties of bulbs, plants and trees, just a few of each of all the varieties that we grow and are really the choicest of anything in the nursery. At the end of each season these are dug and placed in our trial ground mixture and this season we are keeping them out of the mixture and are going to offer them to our customers at low prices, so you may have a lot of flowers specially, at a reasonable price and get the very best.

We are going to show you on this page a kodak picture of our trial ground of peonies, consisting of something over 300 varieties, and there certainly was a fine bunch of peony bloom. We had just as beautiful fields of Gladioli, Dahlias, and Iris of the several kinds and everyone visiting the nursery during the blooming period was loaded down with beautiful flowers. We have had visitors come more than 150 miles in their autos to see these flowers and they went back auto loaded. The grounds are open to the public every day during the blooming period, and on Sundays especially hundreds of people start to drive by, but always stop in to see the flowers. We are glad to have them do so.

This past fall, in the peony department, we dug and transplanted more than ten acres of peonies. With the planting of these new fields, we believe we are the largest growers of peonies in the Northwest, if not in the United States.



EDULUS SUPERBA, EACH, 30c

### A Little More About Varieties

You are going to realize more of the beauty and immensity of our "Trial Grounds" for peonies as you see them blooming by the track as you drive or ride along. It does not seem possible there could be so many varieties, but when you know that all new varieties are produced from seed and no two seeds produce a flower just like another, but seldom good enough to keep, and a good many "Peony Lovers" planting all the time, hoping to produce the "ne plus ultra" of all peonies, you can then see how there may be thousands and thousands of them, all different. We try all the promising ones, and all the new ones and all that the originators think are promising and these all go into our "Trial Ground" mixture, some worth their weight in gold, all good. There are so many of them that we are this year putting them up in the following sized collections, all good large roots that will bloom next year after planting, some of them this year.

Collection No. 1— 5 plants.....	\$1.25
Collection No. 2—10 plants.....	2.25
Collection No. 3—25 plants.....	5.50
Collection No. 4—50 plants.....	9.50

#### "Peonies"


(Written after a visit to the big Peony field.)

In the Gurney fields the peonies grow,  
Thousands of blossoms row on row;  
Their heads held high to God's blue sky.  
Silently saying to passers by:  
"This world is such a beautiful place,  
Live life well! show a smiling face."

In homes of hundreds—rich and poor,  
We find there peonies by the score.  
Up at the hospital on the hill,  
Sick people enjoy their fragrance still.  
Dear little folks on children's day,  
Smilingly hold white peonies and say,  
"God gave us life; 'tis Children's Day."

June 13, 1920.

Emma Elizabeth Daniels.



STEPHANIE, EACH, \$3.00



### Gladiolus

Most satisfactory summer flowering bulbs needing so little attention and thriving as well in almost any soil. The bulbs should be set from three to six inches apart in rows, or, for massing, six inches apart and about four inches deep. Our list is a selection of the cream of hundreds of varieties which are grown on our own farm under our own supervision.

**America**—Beautiful, soft flesh-pink, faintly tinged with lavender. Spikes develop very evenly and to unusual length, sometimes with two or three branches. A magnificent cut flower. It took the flower-loving world by storm when first introduced and holds undisputed first place among all Gladioli with unabated popularity. **7c each; 50c per doz.; \$4.00 per 100.**

**Baron Hulot**—Rich deep indigo blue or purple. This is entirely distinct in color from all other gladioli. **9c each; 12 for 90c.**

**Chicago White**—A fine white variety with lavender stripes on lower petals. From seven to eight flowers open at one time. **7c each; 50c per doz.; \$4.00 per 100.**

**Cracker Jack**—Dark red, throat spotted with maroon. **8c each; 50c per doz.; \$4.00 per 100.**

**Empress of India**—Rich dark maroon, almost black, the darkest colored Gladiolus we know.

**Halley**—Delicate salmon-pink, slightly roseate, the lower petals showing a creamy blotch bisected by a red stripe. One of the earliest to bloom. **7c each; 65c per doz.; \$3.75 per 100.**

**Mrs. Frank Pendleton**—All experts agree that this is one of the finest varieties yet introduced. Large size borne on straight spikes, a lovely salmon pink with brilliant deep red blotches in the throat. A color combination rivaling any of the finest orchids. **10c each; 90c per doz.; \$5.75 per 100.**

**Mrs. Francis King**—A fine strong growing variety with large spikes of showy flowers. Color a bright shade of pure scarlet. **8c each; 50c per doz.; \$3.50 per 100.** See cover.

**Niagara**—Charming variety of delicate creamy yellow, lightly marked and splashed with rosy carmine in the throat. **10c each; 90c per dozen; \$5.75 per 100.**

**Pink Beauty**—Rose pink with dark blotch. Very early. **12c each; \$1.00 per doz.; \$7.50 per 100.**

**Panama**—A new derivation from America, which is more deeply pink and a trifle larger than its parent. Without a doubt the one finest pink Gladiolus. **10c each; \$1.00 per doz.; \$7.00 per 100.** See cover.

**Pink Perfection**—Daintily formed, very large flowers of apple blossom pink. **Each, 10c; per doz., 90c; \$7.00 per 100.**

**Peace**—Immense pure white flowers with a touch of carmine in the lower petals, borne on long graceful spikes. Beautiful and exceedingly fine. **8c each; 12 for 90c.**

**Schwaben**—Extremely showy both as a cut flower and a bedder. The color is pure canary yellow shaded sulphur, the golden yellow throat slightly blotched with dull carmine, but so deep as not to interfere with the all-yellow general effect. Flower spikes are tall and strong, numerous and well set with perfect flowers. Its characteristic branching habit keeps this variety in bloom unusually long. See cover.

**War**—Deep blood red, shaded crimson-black. Very tall and conspicuous. The best Gladiolus of this beautiful shade of red. Try it. **Each, 10c; per doz., \$1.00.**



AMERICA GLADIOLUS

**Willie Wigman**—Large wide open flower, bloom bluish tint with long bright red tulip blotch on lower petal; spike of graceful habit, and the effect of the crimson on the cream petal is most pleasing. **9c each; \$1.00 per doz.**

**Primulinus Hybrid Gladiolus**—These were originally introduced from South Africa but have been wonderfully improved by crossing with choice garden varieties. They are quite distinct from the usual run of Gladiolus. The Orchid-like flowers are borne on slender, long spikes. The range of color is brilliant and beautiful. Planted in groups they make a wonderful display in the garden. For cut flowers their wonderful coloring shows to best advantage. We are offering the following varieties.

**Frans Hals**—Vermilion, yellow throat with red stripes. **15c each; \$1.30 per 10.**

**Johan DeWitt**—Delicate rose. **Each, 20c; per 10, \$1.80.**

**J. P. Koen**—Deep fine rose. **15c each; \$1.30 per 10.**

**Rembrandt**—Bright light red, pale yellow stripes on lower petals. **15c each; \$1.30 per doz.**

**Vanula**—Purest carmine, lower petals soft red. **20c each; \$1.80 per 10.**

**Mixed Primulinus**—Fine mixture of all colors. **10 for 40c; 85c per 25; \$1.60 per 50.**

### The Gladiolus Trial Ground Mixture

This is composed of practically every Gladiolus that grows. They were in lots of from just a few bulbs up to hundreds of some varieties, all grown into beautiful bulbs and placed in the trial ground mixture. These will run through all the colors of the Gladioli: Blue, purple, lavender, pink, white, red, cream, in fact, any color that Gladioli produces. We are going to make you a price on these that will make you want to plant 100 and you surely should do it. If you do not, you are certainly missing an opportunity. **Per 10, 35c; 25 for 75c; 50 for \$1.50; 100 for \$2.90; 500, \$14.00; 1,000, \$28.00.**

### The Latest Varieties of Merit

New varieties are being offered each season, we have selected the following for their exceptional merit and advise that for the price asked you cannot duplicate these values.

**Alice Tiplady**—The Queen of the Primulinus type. Large, open flowers gracefully placed on very long stems. A soft coppery bronze shaded buff. In color, texture, and beauty it is unsurpassed. Plant medium tall with long, slender flower spike. **Each, 50c; doz., \$5.00.**

**Anna Eberius**—Flowers large, slightly ruffled, of a striking magenta or plum color with deeper shading in center; no other Gladioli like it. A fine spike with many flowers open at the same time. Dwarf, of strong growth. This is a real beauty. **Each, 40c; doz., \$4.00.**

**Grace**—A lovely flower, pure white with faint canary-yellow blotch on lower petals, a truly beautiful color combination. The buds appear yellow. Of strong growth, long spike flowers open at the same time. Exceptionally fine for bouquets. **Each, 60c; doz., \$6.00.**

**Goliath**—Without doubt the best very dark colored, large flowered Gladioli, far superior to Empress of India. Dark maroon red with black shadings, exceptionally large open flowers on long spikes. Strong grower. A real beauty for bouquets together with lighter shade. **Each, 20c; doz., \$2.00; 100 for \$12.50.**

**Radiant Morn**—Very fine, glistening bright rose with dark red blotch on lower petals. Radiant is the right descriptive word. A bouquet of this variety makes a brilliant display. Long stem and spike. Blooms late, prolonging the flowering season. **Each, 30c; doz., \$3.00.**

**Louise**—The Giant Orchid-Gladioli. Largest flowered of all, the blooms measure 6 inches or more across and resemble the finest orchids. A lovely and delicate shade of bright lavender, lighter toward the center; a blotch of velvety maroon down the lower petal. Of dwarf growth; long, heavy spike. Blooms medium late. **Each, 60c; doz., \$6.00.**

**Yellow Prince**—Regarded as the finest yellow Gladiolus—deserving the name of Prince. Light yellow with deep yellow center, faint red markings in throat. Large flowers, nicely set on a good spike, a free bloomer. Plant dwarf, very robust; long blooming season. **Each, 15c; doz., \$1.50; 100 for \$10.00.**



MRS. FRANK PENDLETON





## Dahlias

No garden is complete without a show of these brilliant and stately flowers, and nothing gives greater return for so little money and care. We have a fine large stock of the best varieties and are offering them at very low prices.

### PEONY FLOWERED DAHLIAS

**John Green**—Exceptionally attractive and intensively brilliant. The center is clear golden yellow, which quickly changes to fiery scarlet. Exceptionally showy and satisfactory. **Each, 40c; 6 for \$2.10.**

**Marie Studholme**—Delicate, bright, mauve-pink, effectively overlaid with glistening silvery sheen. Unusually beautiful and dainty. **Each, 30c; 5 for \$1.00.**

**Queen Wilhelmina**—**Giant Holland Peony-flowered Dahlia.** (See illustration.) Largest and finest of the pure white sorts; excellent for decorative work and unsurpassed as a cut flower. Blossoms produced upon long, graceful stems, well above the foliage. An immense, fluffy flower of pure glistening white, showing its beautiful golden yellow center very prominently, which lends an additional charm to this most beautiful flower. **25c each.**

### Decorative Dahlias

**25c Each, \$1.25 per 6, Except Where Noted.**

**Berche Van Heemstede**—Rich primrose yellow, with golden sheen. Flowers of medium size, a very free bloomer.


**Dream**—A new Holland sort of unusual beauty and perfect form; stand erect on long stems; color conspicuous shade of salmon and amber-like glow.

**Harry Patrick**—Tall white decorative, a first-class variety. You cannot make a mistake in including one in your collection.

**Jeanne Charmet**—Pinkish Lilac flowers, pure white toward the center. One of the leading and most beautiful of the Decorative Dahlias.

**LeGrand Manitou**—One of the showiest and most sensational varieties. Color is deep violet purple, being splashed, striped and dotted with pure white, making a grand appearance in the garden as well as cut. Large flowers and a very profuse bloomer.

**Lyndhurst**—A remarkable Dahlia of an unusual fiery scarlet. Attracts attention everywhere as one of the most beautiful of the decorative Dahlias.



QUEEN WILHELMINA

**Mina Burgle**—A beautiful deep glowing crimson, known as the finest crimson variety in existence. Long stems and extra free flowering. A variety which attracts universal attention. **Each, 30c; 5 for \$1.25.**

**Mary Garden**—Bright yellow, strong grower and profuse bloomer. An excellent Dahlia for the Dakotas. See cover.

**Paul Bunyon**—An exceptionally fine decorative Dahlia with an unusual blossom of gold and apricot.

**Progress**—Lavender, striped and splashed crimson.

**Sylvia**—Unusually showy and attractive flower, white, each petal daintily and effectively edged a very dainty clear pink. A most perfect and exceptionally free flowering variety.

**Reggie**—A Decorative Dahlia, of beautiful cherry-red color. A variety that will give the very best of satisfaction, producing flowers upon long stems, well above the foliage.

**Souvenir De Gustav Doazon**—The largest Dahlia in existence, its gigantic flowers often measuring nine inches. A very beautiful shade of orange-red. Plant tall and vigorous. For garden decoration or cut flowers this variety is exceptionally good, produces flowers in great abundance. **20c each; 5 for 90c.**

### Single Dahlias

**Blanche**—Large and very attractive. Pale yellow at base, faintly tipped pink, with a cast of white over the entire flower, very delicate appearing. Exceptionally free flowering. **Each, 25c; 5 for 90c.**

**Cardinal Century**—Beautiful clear cardinal red. Exceptionally attractive and brilliant. **Each, 20c; 5 for 75c.**

**Souvenir De Paris**—Pure snowy white, petals long and narrow. Truly the best pure white single Dahlia. **Each, 35c; 5 for \$1.50.**

**Queen Mary**—Beautiful soft rose pink, with glistening silvery sheen which adds much to its beauty. One of the finest cut flower Dahlias grown, having long stems and producing perfect flowers in abundance. **Each, 45c; 5 for \$2.00.**



LE GRAND MANITOU





COUNTESS OF LONSDALE

## Cactus Dahlias

25c Each, 5 for \$1.00, Unless Otherwise Noted.

**Countess of Lonsdale**—Deep salmon red, not large but one of freest bloomers in Cactus Dahlias. Each, 35c.

**Ella Kramer**—Cactus—Rose-pink with much brighter center. Fine form.

**Golden Gate**—A good flower of a deep golden yellow, tinted bronze or russet; very free, flowers immense size. Each, 50c.

**J. H. Jackson**—This is one of the best black Cactus Dahlias. Its velvety black maroon shade is very striking. The flowers are very large with long stems and stand out well from the foliage. Every lover of Dahlias should plant a J. H. Jackson.

**Mme. Henri Cayeux**—A reliable exhibition variety. The flowers are of the largest size with long, narrow florets, forming a bloom of magnificent form. The color is a beautiful rich pink, daintily tipped white. I highly recommend this grand variety as one of the best in existence. 50c each.

**Kathleen Bryant**—Deep rich velvety crimson, coloring exceptionally attractive and brilliant. One of the most popular varieties. Each, 30c; 5 for \$1.25.

**Mrs. Henry Wirth**—One of the first Cactus Dahlias to bloom and exceptionally free-flowering. The perfect flowers are a bright fiery scarlet.

**Rheinkoenig**—Pure white, excellent for cut flowers.

## Show and Fancy Dahlias

25c Each; \$2.50 Per Doz., Except Where Noted

**A. D. Livoni**—Beautiful soft pink. Well formed flowers with long stems. Perfectly round, ball-shaped flowers, each petal being very tightly quilled and arranged in exact regularity. Free flowering. See cover.

**Cuban Giant**—Dark velvety crimson; flowers ball-shaped and very attractive.

**Dorothy Peacock**—Shell pink, darker at the tips, and centers, fading to white.

**Golden Age**—A very free flowering sulphur yellow variety. Flowers borne well above heavy foliage. A valuable addition to the Dahlia collection.

**Lizzie McKullough**—Tall bronze show Dahlia, petals tipped red. Stems medium long. Stands well to the head of the list among Show Dahlias.

**Merlin**—Bright orange-scarlet, one of the very best. Unsurpassed in garden or as a cut flower. Large and free flowering. A beautiful and very popular variety.

**Miss Helen Hollis**—Undoubtedly the finest and largest deep scarlet Dahlia in existence. Blossoms carried on long stiff stems well above foliage. Plant extremely sturdy, foliage very luxuriant. We highly recommend this variety. Each, 45c; 5 for \$1.75.

## Miniature Pompon Dahlias

These are the small flowering Dahlias, producing a profusion of flowers an inch to an inch and a half across.

25c Each; \$1.25 Per 6.


**Amber Queen**—Rich, clear amber, shaded apricot. Miniature flowers; very beautiful.

**Jessica**—Yellow, edged red; a very effective combination.

**Pink Pompon**—This is a very dainty and attractive pompon, clear pink throughout.

## The Dahlia Trial Ground Mixture

Good, strong South Dakota grown bulbs producing immense flowers in every shade produced by the Dahlias. You will find in this mixture the best of the **Cactus, Show, Peony, Flowered**, and all of the Dahlia family. Each, 15c; 1 doz., \$1.00; 25, \$2.00; 50, \$3.85.



DOROTHY PEACOCK



CACTUS DAHLIAS

MME. HENRI CAYEUS, 50c.

GOLDEN GATE, 50c

J. H. JACKSON, 25c

ELLA KRAMER, 25c

ONE EACH OF FOUR, \$1.25



**Hardy Lilies**

**Auratum (Gold Banded Lily)**—Flowers very large, made up of broad white petals, thickly studded crimson and maroon with a bright golden band through the center of each petal. **50c each.**

**Speciosum Album**—Large white flowers with greenish band running through the center of each petal. **Each, 40c.**

**Speciosum Rubrum**—White, beautifully spotted with red; flowers in August. **45c each.**

**Tiger Lily**—This well known old-fashioned flower is becoming very popular the last several years and is now planted extensively in all gardens. On account of its extreme hardness it is one of the most valuable of all lilies. Grows three feet tall with several flowers on each stem. Flowers orange with black spots. **Price, each, 20c; per 5, 80c.**

**Day Lily (Hemerocallis)**—Popular, hardy. Plants belonging to the lily family. They succeed everywhere, and should be more extensively planted in our Northern States. They require little care. Among the oldest and best loved garden plants. Needs no winter protection. Blooms in July and August. **Each, 20c; 5 for 80c; 12 for \$1.30.**

**Flava Day Lily (Yellow)**—has long, narrow leaves, produces many tall stems of fragrant waxen pure yellow flowers in June and July. Thrives in any good soil. Fine for borders. **Each, 15c; 5 for 60c; 12 for \$1.20.**

**Kwanso**—Orange with darker shadings. **Each, 15c; per 12, \$1.50.**

**Lily of the Valley**—The lily of the Valley will thrive and throw up its beautiful, modest, fragrant white bells in any kind of soil. Will also adapt itself to pot culture in winter; its delicate, permeating fragrance making it especially desirable. **Per doz., 80c; 50 for \$3.60; 100 for \$7.50.**

**Water Lilies (White)**—This is one of the common water lilies; growing in the lakes of the north. Can be grown in a lily pond or tub. **Each, 50c; 5 for \$2.40.**

**Caladium Esculentum**

Or **Elephant's Ear**—Very easily grown. For obtaining tropical effects in lawn and garden planting this beautiful plant takes a prominent place. Bright green leaves, 3 to 4 feet long and 2½ feet wide. **Each, 25c; per 10, \$2.25.**

**Tuberose**

**Orange Flowered Single**—This is absolutely the freest and best bloomer of all the tuberoses. The single is exceptionally fragrant and its tall spikes of star-shaped flowers are very beautiful. **Each, 10c; 10 for 75c; 25 for \$1.75.**

**Albino Tuberose**—Early bloomer, dwarf habit. Flowers waxy white and single. Very fragrant. **Each, 10c; 10 for 75c.**

**Large-Flowering Cannas**

No other bedding plant will give the same uniform good results in our varied and trying climate. They do well in all sections of the country and stand pre-eminently at the head of the list, succeeding in any sunny position in any kind of soil, but responding quickly to liberal treatment. For best results the beds should be spaded two feet deep and a generous amount of well-decayed manure of any kind thoroughly incorporated, and at all times supply water freely. For best effect plant in large masses of one color, setting out the plants 18 inches apart.

**Burbank**—About three feet. This is really half way between orchid and truss, Cannas. The color is a pure, strong canary yellow, with some red spots in throat; a beautiful color. The flower is often four to five inches across and they are profuse bloomers. **Each, 15c; \$1.00 per doz.**

**Uncle Sam**—Four to five feet. Strong grower; leaves are large. Flowers come in immense clusters; are of a very bright scarlet color, and do not turn purple, like some red Cannas. If you want a very glowing red, plant the Uncle Sam. Green foliage. **Each, 15c; 10 for 90c.**

**The President**—The most sensational introduction of recent years. The largest flowered, most vigorous-growing red Canna. The immense trusses of giant florets are produced in great profusion. Green foliage. This variety, introduced only a few years ago, has proved itself worthy of a place in every collection and every place where bold, effective performance can be appreciated; 5 feet. **20c each; 6 for \$1.00; 12 for \$1.90.**

**Hungaria**—Green foliage. Planted singly or in masses, it catches the eye instantly and demands attention. The petals are large and waxy, made up into big, round, full trusses. Its color forcibly suggests the well-known Paul Neyron Rose, and is unquestionably one of the most attractive pink Cannas ever produced; 3½ to 4 feet. **15c each; \$1.00 per 10.**

**Indiana**—Green leaves, orchid flowers of strong vivid orange, very large. An exceptionally fine Canna; 5 to 6 feet tall. **Each, 15c; \$1.00 per doz.**

**Dr. Robert Funke**—It is impossible to convey the full value of this magnificent bedding variety with its massive, erect trusses of deep, blood-red flowers, and green foliage, produced with a freedom that leaves nothing to be desired in effectiveness. Unqualifiedly the best deep red bedding Cannas. **5 ft., 15c each; \$1.50 per dozen.**

**King Humbert**—The grandest Canna ever offered. Large heart-shaped leaves of bronze, the dark ribs sharply define, crowned with immense heads of orchid-like flowers. Individual petals are of the largest size; velvety orange-scarlet-flecked carmine; rose tinted at margin and base. 4 to 4½ feet. **15c each; \$1.00 per 10.**

**Mrs. Karl Kelsey**—A giant in growth and flowers. Immense upright stalks of green foliage carry large trusses of handsomely fringed flowers streaked and variegated with shades of orange, scarlet and old rose. A majestic plant of wonderful decorative value; 6 feet. **20c each; \$2.00 per doz.**

**Wyoming**—Seven feet. Purple foliage. One of the most majestic Cannas. Blossoms orange colored, true orchid shape, with large rounded petals that flap and flutter in the breeze like glistening silken flags. **15c each; \$1.00 per dozen.**

**Panama Special (New)**—Dull red overlaid old rose, edged and slightly mottled with gold; under side of petals, creamy yellow, with a heavily mottled border of red. This unique "Butterfly" effect captivates the ladies on sight. Green foliage. **Each, 15c; per 12, \$1.50.**

**Shenandoah**—Two to three feet tall. Salmon pink flowers borne many in a truss. One of the most beautiful Cannas. Very effective bronze leaves. **15c each; 10 for \$1.00.**



**LILY OF THE VALLEY**

**Yellow King Humbert**—A sturdy grower, very floriferous. Immense flowers mainly of a rich, golden yellow spotted heavily with vermilion. Bronze leaves. 3 to 5 feet. **Each, 15c; \$1.00 per 10.**

**PLANTS REQUIRED TO FILL A CIRCULAR BED**

Diameter	6 inches			12 inches			18 inches		
	Apart			Apart			Apart		
3 feet	28	7	..	..	..	..	..	..	..
4 feet	48	12	6	..	..	..	..	..	..
5 feet	80	20	8	..	..	..	..	..	..
6 feet	112	28	13	..	..	..	..	..	..
7 feet	152	38	17	..	..	..	..	..	..
8 feet	200	50	23	..	..	..	..	..	..
9 feet	256	64	28	..	..	..	..	..	..
10 feet	320	80	36	..	..	..	..	..	..

**Wintzer's Colossal**—Without doubt the largest flowered Canna to date; flowers over 8 inches across. Strikingly vivid scarlet that retains its brilliancy. 5 feet. Green foliage. **15c each; \$1.50 per dozen.**



**CANNA BED**



## BULBS FOR FALL DELIVERY AND FALL OR WINTER PLANTING

We furnish 50 at the 100 rate

These are the first to produce flowers in the spring. All magnificent varieties, you cannot make a mistake in buying any one.

**Artus**—Rich scarlet with clear yellow center, very showy. Good bedder.

**Belle Alliance**—Violet red and white. Good.

**Cottage Maid**—White with border of soft pink; a beauty.

**Chrysiora**—Rich golden yellow, good bedder. Twelve inches high.

**Couleu de Cardinal**—Bright crimson.

**Flamingo**—Beautiful deep rose, the best of its color.

**Keizerkroon**—A large flower crimson, scarlet edged with clear yellow. A beauty, very showy.

**LaReine**—A beautiful early rosy white.

**Prince of Austria**—A deep brownish orange. A novel color and a beauty.

**Rose Gris de Lin**—Deep rose and white. Excellent, good bedder and forcer.

**White Hawk**—Rich early pure white.

**Yellow Prince**—Rich golden yellow, large and showy; fragrant.

Single mixed, all colors 10 for 40c; \$3.00 per 100.

1 each of the above twelve varieties of early tulips 55c; 5 each of the above twelve varieties single early tulips, \$2.00.

### Double Tulips

Have enormous Peony-like flowers of brilliant colors, lasting longer than single tulips, exceptionally fine for bedding.

**Couronne D'Or**—Rich golden yellow.

**La Candeur**—Late Flowering Double Pure white and large. Blooms last longer than most flowers.

**Le Metador**—Scarlet with purple glow on outside of petals Extremely beautiful. 50c per 10; \$4.00 per 100.

**Murillo**—Extra fine light pink, very large full double flowers. Below medium height.

**Tournesol**—Early, yellow orange shaded, extra large.

**Vuurbaak**—Fine scarlet with orange flush. Early.

1 each of the above varieties of Double Tulips, 32c; 5 each of the above tulips, \$1.30.

Double Mixed Tulips—Same price as single mixed.

### May Flowering Tulips (for Fall)

Exceptionally fine late flowering variety. We are offering the best variety of all the late flowering varieties of Tulips.

**The Blushing Bride**—Carmine rose shaded with cream white and suffused silvery white and rose on the petals.

**Moonlight**—Extremely large flower, sulphur yellow. Very beautiful.

**Scarlet Mammoth**—This is undoubtedly one of the finest bedding varieties. Very robust, erect, bears fine formed flowers of enormous size. Is of the brightest scarlet.

### Darwin Tulips

These are wonderful tulips, remarkably beautiful, flowers are cup shaped, large size, long strong stems and strong growth, unsurpassed for May blooming in the garden. You will be delighted with the Darwin Tulips.

**Ant Roozen**—Vivid rose pink with white base marked blue. Handsome and beautiful. Height, 25 inches.

**Clara Butt**—Clear self color, salmon rosy pink. The finest Darwin Tulip of its class.

**Black Knight**—Purplish chocolate color with blue base.

**Sir Henry Veitchi**—Rich blood red, large bold flower, height, 28 inches.

**The Yellow Darwin**—Clear yellow, large bold flower, height 28 inches.

**White Queen**—Lovely soft white slightly tinged blush. A beautiful white globular erect flower.

**The Black Tulip (La Tulip Noire)**—Very large flowers of unique color; very beautiful. Height, 25 inches.

**Painted Lady**—A very beautiful flower resembling a water lily. Creamy-white, the center tinged soft heliotrope.

**Pride of Harlem**—Bright rose suffused with purple. An enormous flower of superb form and grand beauty. A stately plant for borders and among shrubs for grouping, both for glorious color and form. Height, 28 inches.

Special Bargain offer on Darwin Tulips: 1 each of the above nine varieties, 50c; 5 of each, \$1.75; 10 of each, \$3.45.

### Narcissi (for Fall)

**Sir Watkins**—Yellow cup. Outside petals, large and sulphur yellow. 10c each; 65c per 10; \$2.50 per 50; \$4.50 per 100.

**Glory of Loiden**—One of the largest, trumpet, deep yellow. 10c each; 70c per 10; \$3.50 per 50; \$6.25 per 100.

**Paper White Narcissi**—Pure white; will grow in water equally as well as the Chinese Sacred Lilies. 10c each; 60c per 10; \$5.00 per 100.

**Von Sion**—The grand old fashioned double yellow daffodil, hardy outside, blooms freely in the house, produces two and three flowers each. 15c each; 75c per 10; \$6.00 per 100.



SINGLE EARLY TULIPS (FOR FALL)

### Breeder Tulips

Most of these are purple, maroon, or terra cotta color. All of enormous size and vigorous growth, valuable for the garden, producing by their refined colors a most artistic effect. To be planted in the open only.

**Bronze Queen**—Soft buff, inside tinged golden bronze; height, 26 inches.

**Medea**—Salmon-carmine. Large flowers; very beautiful. Height, 24 inches.

### Rembrandt Tulips

Recently introduced, splendid tulips, all of dazzling colors. All on white or soft shaded backgrounds. Excellent for planting in lawns and mixed borders.

**Crimson Beauty**—Carmine and white; flame dark red.

**Red Prince**—Rose, flame fiery scarlet red.

### Tulip Price List

Single named varieties, per 5, 30c; per 10, 50c; per 100, \$3.35.

Double named varieties; per 5, 30c; per 10, 55c; per 100, \$4.00.

May flowering; per 5, 40c; per 10, 65c; per 100, \$5.00.

Darwin; per 5, 35c; per 10, 55c; per 100, \$4.25.

Breeder Tulips; per 5, 35c; per 10, 60c; per 100, \$4.75

Rembrandt Tulips; per 5, 40c; per 10, 65c; per 100, \$5.25

### Crocus (for Fall)

The earliest to blossom in the spring; beautiful, lifting their heads almost before the snow has disappeared. Absolutely hardy for outdoor culture, and may be used for pot culture. They may be planted in the meadow, lawns, under trees; in fact, they will do most anywhere. Do not cut their foliage until it dies down.

**David Rizzio**—Dark blue. 10 for 30c; 100 for \$2.00.

**Jeanne D'Arc**—Pure white. 10 for 30c; 100 for \$2.00.

**Yellow Crocus**—A clear, pure yellow. 10 for 30c; 100 for \$2.00.

**Emperor**—Magnificent sort; immense trumpet; outer petals broad, golden yellow. 10c each; 60c per 10; \$4.00 per 100.

**Golden Spur**—Fine large almost uniform deep golden yellow flower. 10c each; 60c per 10; \$4.00 per 100.

**Alba Plena**—Small White Double flowers, exquisitely scented. 10c each; 60c per 10; \$4.00 per 100.

**Poeticus Pheasant's Eye**—The true poet's daffodil, delicately perfumed and charming in form and color. Pure white flower with small yellow cup distinctly edged with scarlet. Very fragrant and excellent for cutting; fine for pot culture. 10c each; 10 for 50c; 25 for \$1.00.



### Dutch Hyacinths (for Fall)

Selected bulbs especially desirable for forcing or pot culture, but may be planted in the garden. Each bulb will bloom producing a very large flower spike.

House culture; the large bulbs should be planted in not less than a four-inch pot in good rich soil mixed with one-third sand. If possible put the pots in a bed in the garden, covering with a board to prevent breaking pots when taking up, covering eight to ten inches with soil. If weather turns cold, cover with straw to keep from freezing. Pots should be left in the ground six or eight weeks and taken up at intervals to have plants blooming all winter. They can also be put away in the cellar for six to eight weeks with equal good results. After the plants are through blooming the bulbs should be planted in the garden as soon as the frost is out of the ground.

We list only single varieties because these are the hardiest and most sure to produce satisfactory blooms. They are also more suited to amateur indoor culture.

**L'Innocence**—A beautiful single hyacinth of pure white.

**Gertrude**—A delightful rosy pink (bright pink).

**Grand Maltre**—A rich dark porcelain blue (deep lavender blue).

**King of the Yellows**—The best pure yellow.

**Queen of the Blues**—A light blue.

**Prince of Orange**—Dark rose, early.

**La Victoire**—Brilliant red.

**King of Blues**—A deep blue, single.

Hyacinth prices: **Each, 15c; 5 for 65c; 10 for \$1.10.**

### Freesias (for Fall)


The Freesias are greatly prized for their delightful fragrance and delicate colored flowers. They make an excellent cut flower. Excellent for window culture, not hardy and for

house planting only. These do not need to be handled for pot blooming as directions for other bulbs. Postpaid, **35c for 10; 25 for 60c.**

### Chinese Sacred Lily (for Fall)

The most satisfactory indoor winter blooming bulb. This grows easily and rapidly. Plant in a bowl of water with enough pebbles or sand to hold in position. Flowers in just a few weeks after planting. Flowers waxy white, very fragrant

and numerous. Some bulbs will produce as many as 100 flowers. You will agree with me that it is the cheapest and most satisfactory winter flower. Each, **25c; 3 for 65c** postage paid; **10 for \$1.20** postpaid.



HANSKA PLUM, 4 TO 0 FT., 85c; 3 TO 4 FT., 50c EACH

## A Journey Through Nurseryland

(Continued from Page 116)

**Red Dogwood.** The **Ash** with its light gray color. The **Soft Maple** with its reddish color. The **Elm** and the **Hackberry** in their distinctive colors and shapes. The **Apple, Plum, and Cherry trees;** ornamental trees and shrubs; all in their places, lined up showing themselves as distinctly as though labelled.

We are going back now to the **Hoggerly.** We have always grown more or less hogs, and we have had all the ups and downs of the hog grower, and we were almost discouraged and said that we would discontinue the hog business until we found the right man who could devote his time and experience to the handling of them. And we have found that man. Dr. Adams in charge; he will first take you to his new brick house, made of the new white brick made here at Yankton. It is a very comfortable place and will soon be surrounded by beautiful flower beds and trees, and a fine lawn. We will pass from that to the scale, over which all grain and feed is weighed that goes to, and over which all hogs are weighed that go from. We will now pass the white brick garage. From there we will enter the big gate into the 15-acre yard. Joining this is sixty acres of alfalfa where the 1,000 hogs roam at will, or at least a portion of them, as we divide this into a number of different yards. At your right as you go in is feeding yard, containing at the present time something over 300 head. The only furniture we allow them is the feeding racks, and sleeping quarters—a building 24x100 feet. The next building is a feeding shed. This is a rather long affair, 26 feet wide and 200 feet long, is paved and fitted out with four rows of troughs full length. Here is where they are fed. In the driveway is located the concrete dipping tank, below the paving. You can drive through this building and dip more than 700 head of hogs in four hours. At the left are two brick farrowing houses, steam heated, each 20x50 feet, with their 30-foot yards running out from the buildings, for each of the occupants. The next building to the left is a small barn, 20x32

feet. On the right of this you come to the sleeping quarters of the ordinary fellows. This is 16x100 feet. Next to that is another farrowing house, 8x100 feet and one 8x200 feet with paved feeding yards. Additional buildings are scattered at various places, such as corncribs, granaries, and the homes of the highbrows.

### Milling Department

We purchased the Excelsior Milling properties and are now equipped and have in operation one of the most complete mills in the Northwest. This allows us, in addition to the manufacture of flour, corn meal and pure buckwheat flour, such other lines as chicken feed and ground feeds of all kinds.

We have gone now over the grounds owned by our company. We will drive out now on the country roads in all directions from the city of Yankton, and even cross the Missouri river into Nebraska, and we will show you the thousands of acres of contract crops that the people are growing for us.

After this, if I am fortunate enough to secure your company, we will go to my home and have something to eat. I will show you where the Gurney tribe meets. There is something of a tribe of us. Seven sons and four daughters, if they were all here. Most of them, and likewise their families and the mother are still with us. At Christmas time or some other holiday, they all meet at my place and they count up about 50.

Your travels over the grounds are now ended. We will load you up with bundles of fruits and flowers you have gathered during the day and deliver you once more to your train. My greatest hope is that you have enjoyed this trip with me as much as we have enjoyed your taking it with us.

Remember! when you enter Yankton on any rail or wagon road that you pass through or by land and crops of ours. As you enter from the northwest over the Milwaukee you will go through one of our large fields of peonies. I hope they are in bloom when you come.





# INSURES SUCCESS WITH LEGUMES



**For Alfalfa, Clovers, Vetches, Cowpeas, Soybeans, Peas, Beans — Carries No Weeds or Plant Diseases — Enriches the Soil — Stimulates Growth**

**“NITRAGIN” INCREASES YIELD — MAKES FERTILE SOIL**

**Don't Sow Legume Seed Without Inoculation**

“Nitragin” is the trade name of the germ that acts on the legume root, drawing nitrogen from the air and converting it into plant food. As a result it insures a uniform “catch” quickly growing a strong, healthy, hardy plant. At the same

time the soil is enriched for the nourishment of the succeeding crop. But remember, only legumes inoculated with a good reliable culture, such as “Nitragin,” will do this. Use “Nitragin” on all legumes. Make your farm fertile.

**Inoculate Seed With “Nitragin” — Get a Bumper Crop**

In order to get a bumper crop your farm must be fertile. Your farm cannot be fertile unless you can grow legumes successfully; to get a “catch,” to insure an even stand, you must in a great many cases use a good, pure culture, such as “Nitragin.” The pure culture system of inoculating legumes is endorsed by the U. S. Dept. of Agriculture, by experiment stations, by agricultural experts, and by farmers who have used “Nitragin.” The leading seed firms through the country are also endorsing pure culture for all legumes. Science has definitely proven that certain crops must find certain bacteria in the soil or they will prove a disappointment or a failure. If you have failed to secure a “catch” it's because there is something lacking in the soil. The problem in a great many cases has been solved, that it lacks bacteria sufficient to insure a “catch.” Be sure to state crop for which “Nitragin” is intended.

**PRICES—ANY CULTURE**

1/2 bushel size.....	\$0.35
3/4 bushel size.....	.50
1 bushel size.....	.90
2 bushels size.....	1.65
5 bushels size.....	4.00
Garden size, for Peas, Beans and Sweet Peas.....	.25

Be sure to state what crop the “NITRAGIN” is to be used for.

You can also get the special GARDEN “NITRAGIN,” which is good for Peas, Beans and Sweet Peas, and large enough for the average garden. GARDEN “NITRAGIN” — 25c, postpaid.


**Include “NITRAGIN” with your seed order — Mention crop you want it for**



“NITRAGIN” is shipped to you by mail or express in a ventilated can in a granular medium, in which the germs will live for a long time.

## Clipper Mills—No. 1B, No. 2B

The Clipper Mill is a great machine. This mill has revolutionized the cleaning, grading, and separating of corn, grains and seeds. It will grade, clean, and separate all of these items more rapidly, perfectly and satisfactorily. It is better built and more durable than any other fanning mill. It screens out all of the dust, fine particles of dirt, chaff, etc., before it goes over the fan, consequently, there is less dust in operating. It is easy to operate and of a very great capacity. The Hopper for the cleaned grain or seed holds five bushels, most other machines require separate baskets or boxes in which to catch the grain. Every person who has once used a Clipper Grain or Seed Cleaner will never discard it for any other make. We venture to say that 99 per cent of the Seed Houses of the World use Clipper Mills for their main cleaning. If there was a better mill made than the Clipper the Seed Houses would of necessity have them. The fact that the Seed Houses of the world use the Clipper we consider the greatest recommend for this mill. These mills can be operated by hand or power. Each mill, if you request it, will be equipped without additional charge, with a power pulley. Each mill is equipped with twelve screens suitable for cleaning, grading and separating all kinds of grain and seed, and seed corn. These screens are very durable as they are made of perforated zinc steel. The capacity of the No. 1 B is 40 bushels of market wheat per hour, 12 bushels of clover seed per hour. No other mill will handle near this quantity. Every Clipper mill is guaranteed both as to material and workmanship and is also guaranteed to excel all other seed and grain cleaners on the market. It is guaranteed to us by the manufacturer and that guarantee is reinforced by our guarantee; in fact, we guarantee this mill to grade, clean, and separate any grain or seed that is not impossible to separate. It will not separate one grain from another where the weight and size are the same, but if there is a difference in weight or size it will make a perfect separation. It is the best mill for grading seed corn and each mill is equipped with special seed grading screens for edge drop planters. If you will grade your seed grains each season you will increase your yield, inside of five years, from five to twenty per cent.



Now, whatever a man soweth, that shall he also reap, or in other words, if you sow weed seeds or poor seed, you are bound to reap that of like quality, and kinds. The Clipper screens are so arranged as to be in plain view and of easy access to the operator while the machine is in operation. It is endorsed and used by State and Government Stations.

**No. 1-B \$32.50**

**Announcement Extraordinary**

**No. 2-B \$41.00**

This mill sells everywhere without corn grading screens, or equipped with ten screens for \$34.50. We will include the extra corn grading screens, or twelve screens for \$32.50. The No. 2 B mill, of nearly twice the capacity, operated by hand or power as you wish, \$41.00. We will include Free with each mill a Power Pulley. Prices are F. O. B. Factory, quick shipment.

**EXTRA SCREENS, Any Size, Postage Paid**

No. 1—Old Style, each \$1.50	No. 2—Old Style, each \$1.75
No. 1-B—New model	No. 2-B—New Model
each..... 1.50	each..... 1.75

Be sure to state whether old or new model.

## GUARANTEE

We have sold many carloads of the **Clippers** under a guarantee of satisfaction to the purchaser or the mill to be returned to us at our expense and money would be returned. Less than ten mills have been returned to us in as many years and those invariably before we were given a chance to give special instructions for its operation. This mill will do better work

than any other mill. It will not do the impossible, but should you find that you are unable to satisfactorily clean or separate any grain or seed, send us a sample and we will give you prompt and full instructions. Easy to operate, perfect in its work, less dust than from other mills as all dust and trash are scalped before going through the blast.



**ONE OLD SOUTH DAKOTA HEN**

In 1921 earned for its owner more **NET** income or profit than the entire corn acreage of the state.  
Pay more attention to the hen.

**BRINGS YOU A REGULAR  
\$2.00 SACK  
Raise All Your Chicks**

White Diarrhea, the national poultry plague, kills millions of baby chicks every year. The poultry raiser's loss from this dreadful disease is tremendous. It's a crime against the poultry raiser's efforts and his labors. Stop losing from 30 to 55 per cent of your spring hatch. Prevent White Diarrhea by using Mayer's Six Weeks Baby Chick Developer.


Mayer's Six Weeks is put up in sealed sacks only. One sack will last an ordinary flock of 140 chicks for six weeks. Don't confuse these sacks with the ordinary four to six-ounce package, because they are much larger and contain absolutely no filler. It is made up entirely of concentrated medicine and food.

**Is a Chick's Life Worth One Cent?**

Think this over—what are you doing for your chicks? Are you giving them a chance to earn a big profit for you? For less than one cent a chick you can make sure of raising 95 per cent of your hatch or your money back.

**More Than a Preventive for White Diarrhea**

Mayer's Six Weeks Baby Chick Developer is guaranteed to prevent White Diarrhea and raise 95 per cent of all your chicks or your money back—but it does still more than this—it is a tonic, a food, a builder of tissue, blood and bone. It is a scientifically prepared chick food that accomplishes the same wonderful results as the scientific foods that are used for babies the world over. Order today. **Price, 80c; 6 packages, \$4.20; 12 packages, \$8.00.**



*Laymore*

**"MAKES THE LAZY HENS LAY"**

Every poultry raiser in the world is looking for some good, practical way to increase the egg supply and make bigger poultry profits. The big trouble with the poultry business has been that the hens lay only when eggs are cheap, and quit laying when eggs are high priced. Since the discovery of Laymore, the world's greatest laying tonic, thousands of poultry raisers are making bigger poultry profits than they ever thought possible. Their hens keep laying all winter long. You can get your hens to lay eggs at a cost of 12 cents a dozen. A half cent's worth of LAYMORE is sufficient for 12 hens. By taking advantage of my liberal offer here, every reader of this catalog can get enough Laymore to last 100 hens for 6 weeks FOR ONLY ONE DOLLAR.

**Sold Under an Absolute Money-Back Guarantee**

The experience of thousands of poultry raisers has been so remarkable and successful that I sell Laymore under the absolute guarantee that it will double your egg production or your money back. You have nothing to lose and everything to gain, so why not take advantage of my liberal offer of two dollar packages for only \$1.00 before it is withdrawn?

This wonderful new discovery is a scientific preparation that makes your hens lay when eggs are high priced. It hurries your flock through the moult, starts them laying quickly. **Price, \$1.00 for two full sized packages.**

**Chicken Feed**

**Chick Feed for Small Chickens—25 lb. sacks, 65c; 50 lbs., \$1.20; 100 lbs., \$2.30.**

**Scratch Feed, Coarse, for Older Chickens—25 lbs., 50c; 50 lbs., 90c; 100 lbs., \$1.25.**

**Gurney's Egg Starter—A great tonic and increases egg output. 1 lb., 29c; 10 lbs., \$1.00; 25 lbs., \$2.00; 50 lbs., \$3.00; 100 lbs., \$5.00.**

**Crys-Co-Grit, the Great Shell Producer—25 lbs., 50c; 50 lbs., 75c; 100 lbs., \$1.25.**

**All Prices Subject to Change Without Notice. Shipment of any goods ordered from this page will be made always on day of receipt of order.**

**FERTILIZERS**

**Odorless Lawn Dressing**

A lawn dressing that we can highly recommend. Good soil builder and plant food. For lawns use three pounds per 100 sq. ft., three times each year. **5 lbs., 35c; 10 lbs., 65c; 25 lbs., \$1.25; 50 lbs., \$2.00; 100 lbs., \$3.50.**

**Superphosphate**

This is used very extensively on heavy soils for all truck gardening, and should be used in conjunction with all animal manures. **5 lbs., 30c; 10 lbs., 60c; 25 lbs., \$1.00; 50 lbs., \$1.75; 100 lbs., \$3.00.**

**Ground Bone Meal**

Is an excellent fertilizer for all gardening purposes, particularly adapted for fruit trees, roses and all nursery stock. Should be forked in the soil in the fall if possible. **5 lbs., 35c; 10 lbs., 60c; 25 lbs., \$1.25; 50 lbs., \$2.25; 100 lbs., \$4.00.**

**Groz-It**

Pulverized sheep and cow manure. No odor, dried, ready for use. Exceptionally good if used in conjunction with superphosphate for lawns, golf greens, and gardens generally. **100 lbs., \$2.00; 500 lbs., \$8.00; 1/2 ton, \$15.00.**

**Nitrate of Soda**

Should be used very carefully. One tablespoonful to gallon of water. Produces foliage abundantly. **1 lb., 15c; 2 lbs., 25c; 10 lbs., 90c.**







# Planet Jr. Garden Tools

Make the work of your family garden light, quick and interesting, and get a bigger yield. Planet Jr. guaranteed imple-  
ments are backed by over 40 years' experience.

## No. 1 Planet Jr. Combined Drill Seeder and Wheel Hoe, Cultivator and Plow.

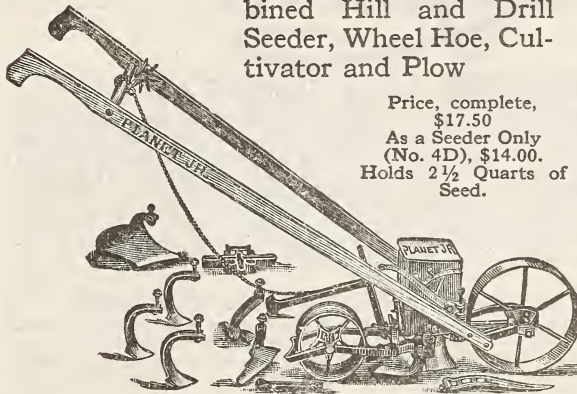
Price, complete,  
\$14.50  
Sows all garden seeds  
from smallest up to  
peas and beans.



The No. 1 machine is an excellent seed sower; a first-class double-wheel hoe. It is a practical, every-day time, labor and money-saver.

## No. 4 Planet Jr. Combined Hill and Drill Seeder, Wheel Hoe, Cultivator and Plow

Price, complete,  
\$17.50  
As a Seeder Only  
(No. 4D), \$14.00.  
Holds 2 1/2 Quarts of  
Seed.



Accurate, durable and easy-running; sows all garden seeds from the smallest up to peas and beans in hills 4, 6, 8, 12 or 24 inches apart, or in drills at the proper thickness and depth; rolling down and marking out the next row all at one passage. No time is lost. No seed is wasted. By removing the seeder parts and substituting the tool frame, you have a first-class single wheel hoe, with a set of specially hardened steel tools. Used by men, women or boys. Pays for itself in a season; lasts for years.

## No. 25 Planet Jr. Combined Hill and Drill Seeder, Double Wheel Hoe, Cultivator and Plow.

Price, \$21.50  
Holds 2 1/2 qts.

STEEL  
FRAME



This combination is intended for gardeners who have a large enough acreage in crops for a double wheel hoe and prefer not to buy seeders and wheel hoes separately, and for the family garden where a double wheel hoe is preferred.

As a seeder it is practically the same as the Planet Jr. No. 4, and as a wheel hoe has the same steel frames and cultivating attachments as the Planet Jr. No. 12 Double Wheel Hoe.

## No. 31 Planet Jr. Combined Drill Seeder and Single Wheel Hoe, Cultivator and Plow

Price \$12.50  
No. 31D as a Drill  
Seeder Only  
Price \$9.50



This new combined tool is of great value to thousands of gardeners who have never felt able to own, either a seed drill or a wheel hoe. It will sow a small packet of garden seed with great precision in a narrow row from 1/4 to 2 inches deep. Quickly changed to a splendid wheel hoe. A special machine for the small gardener at a price he can afford to pay.

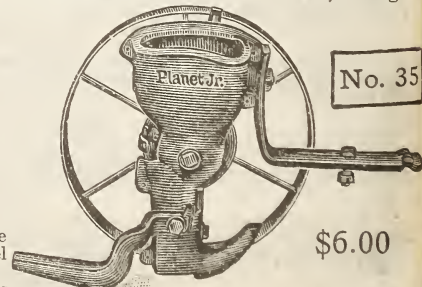
## Planet Jr. Star Pulverizer, Leveler and Weeder

Price \$6.15

This new tool is especially adapted for preparing the seed bed, smoothing and fining the surface of the soil and putting it in the best possible condition for the seed planter.

The real blade cutting 13 1/4 inches, levels the ground perfectly. After the crops are started, it may be used between the rows as a weeder or as a crust breaker, leaving a fine mulch.


No. 35. Ever since the wheel hoe replaced the hand hoe in the kitchen garden there has been an insistent demand for a small seeder that could be attached to the wheel hoe. The amateur gardener did not always feel justified in buying a complete seed drill. We are now prepared to furnish the



No. 35

\$6.00

Planet Jr. Seeder Attachment for Wheel Hoe and Garden Plows



seeding attachment shown here which can be attached to any Planet Jr. Single Hoe or Double Wheel Hoe or Garden Plow, with the exception of No. 33 Single Wheel Hoe, and Fire Fly Plow.

Remember this attachment does not replace our regular line of seeders—it is intended for the small kitchen garden where the rows are usually short.

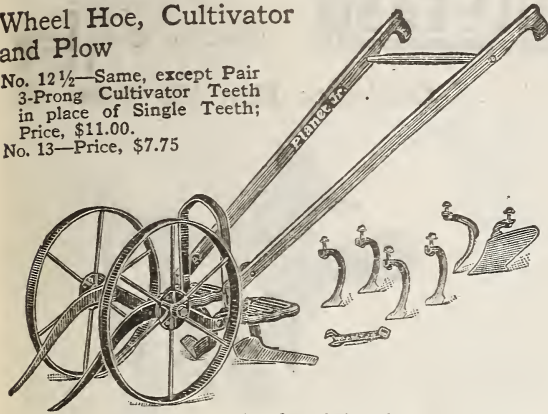
Everyone raising his own table vegetables should have this attachment.



**No. 12 Planet Jr. Double and Single**

**Wheel Hoe, Cultivator and Plow**

No. 12½—Same, except Pair 3-Prong Cultivator Teeth in place of Single Teeth; Price, \$11.00.  
No. 13—Price, \$7.75



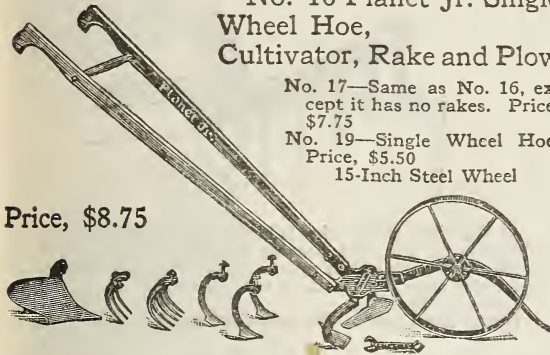
No. 3, with 6-inch hoes only, these being the tools that are most used. Any of the attachments shown with No. 12 or 12½ may be added at any time.  
**A double and single wheel hoe in one.** Has steel frame, and 14-inch steel wheels. Straddles crops till 20 inches high, then can be worked between rows with one or two wheels.

The **hoes** are wonderful weed killers and leave the ground almost level. The **cultivator teeth** are of improved design and admirable for deep work. The **plows** are invaluable for opening furrows for manure, etc.; for covering and for plowing to or from the crop. The **leaf lifters** enable close work when plants are large or leaves are flat on the ground.

**No. 16 Planet Jr. Single Wheel Hoe, Cultivator, Rake and Plow**

No. 17—Same as No. 16, except it has no rakes. Price, \$7.75  
No. 19—Single Wheel Hoe. Price, \$5.50  
15-Inch Steel Wheel

Price, \$8.75



These Single Wheel Hoes are the highest type of the class. They have a great variety of attachments which adapt them to a large variety of work, and there is scarcely any garden cultivation they will not do.

**PLANET JR. EXTRAS**

4½-inch Hoes, complete, S100.....	pair	\$1.10
6-inch Hoes, complete, S101.....	pair	1.20
7-inch Hoes, complete, C. & D1.....	pair	1.35
8-inch Hoes, complete, C. & D1.....	pair	1.60
4½-inch Hoe Steel, C. & D1, No. 552-3.....	pair	.60
6-inch Hoe Steels, C. & D1, No. 1092-3.....	pair	.70
7-inch Hoe Steels, C. & D1, No. 1700-1.....	pair	.90
8-inch Hoe Steels, C. & D1, No. 997-8.....	pair	1.00
Steel Cultivator Teeth and Bolt.....	each	.35
Plows for Double Wheel Hoe.....	pair	1.35
Plow for Single Wheel Hoe.....	each	1.35
Three-Prong Cultivator Teeth.....	pair	2.00
Disc Hoes.....	pair	3.00
Rakes, 3-tooth.....	pair	1.10
Rakes, 5-tooth.....	pair	1.50

**72-Page Planet Jr. Catalogue Free**

Describes 70 tools, including Seeders, Wheel Hoes, Horse Hoes, Harrows, Orchard and Best Cultivators. Write a postal for it.




**The Cyclone Seed Sower**

This is the best knapsack broadcast grain and seed sower made, and any person sowing any kind of grain or grass seed will more than save the cost of it on a very few acres besides sowing the seed much more evenly than they possibly can by hand. Order one to come with your grass seed. Price each, \$3.00; postpaid, \$3.50.

**No. 119 Planet Jr. Garden Plow**

Price, \$4.75  
24-inch Steel Wheel.




**No. 119**—This tool will appeal to those who prefer a high wheel tool for their garden work. Where the soil has not been so thoroughly and carefully prepared, the high wheel undoubtedly makes an easy running tool.

**No. 8 Planet Jr. Combined Horse Hoe and Cultivator**

Price, \$17.00

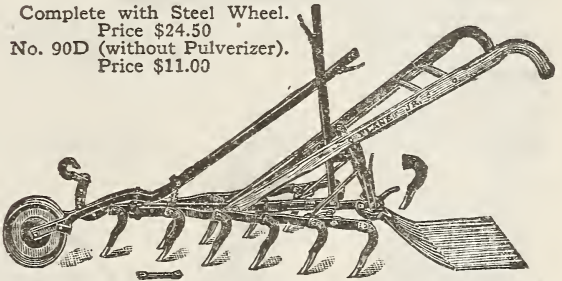
No. 9—  
Price \$15.00



No other cultivating machine is so widely known, for it is in use throughout the civilized world. So strongly built as to withstand incredible strain, yet light and easy to handle. Opens and closes furrows, hoes right up to the plants without danger of injury, throws dirt to or from the row and throws back from center again. Adjusts for any width.

**No. 90 Planet Jr. Twelve-Tooth Harrow, Cultivator and Pulverizer**


Complete with Steel Wheel.  
Price \$24.50  
No. 90D (without Pulverizer).  
Price \$11.00



The chisel-shaped teeth on this tool go as deep or shallow as you like, close to row, without injuring plants, cut out all weeds, stir the soil and mellow and fine it as with a garden rake. Any width from 12 to 32 inches. A special favorite with strawberry growers, market gardeners, truckers and small fruit growers.

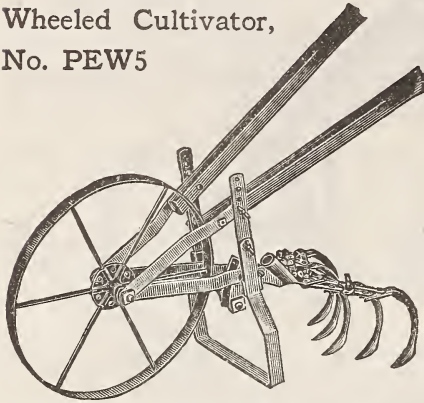
**The Eclipse Rotary Hand Corn Planter**

Has given unequalled satisfaction during the last twelve seasons. It eclipses all others, having a positive feed and four changes of discs. It is extremely simple, and works much easier than other styles. Plants anything from cane to corn. The handiest tool on the place. Price, \$2.40; postpaid, \$2.65.





**Wheeled Cultivator,  
No. PEW5**



Also has a keen edged high carbon tool steel wood cutter 9 inches wide. Under most conditions both cultivator and weed cutter can be used at the same time.

The cultivator can be quickly detached, put on a hoe handle and used as a hand tool.

The wheel is 14 inches in diameter—plow style. 13 lbs. **Price \$4.00 each. Parcel post paid, \$4.50.**

**Junior Cultivators, No. PEJ1 and PEJ4**

With a short 1 ft. handle (No. PEJ1) is for careful close work in flower beds or around bushes and low-spreading plants. The same 4-tooth cultivator head on a 4-foot maple handle (No. PEJ4).

**PEJ1, 55c each. PEJ4, 70c each. Parcels post paid, 65c and 80c.**

**Pruning Shear, California Pattern**




Very good quality. At this low price you cannot afford to be without a pair. **Price, \$1.00 parcel postpaid.**

French pattern, American made. These are highly finished, made of the very best material and will last a life time. They are the kind we use in our own nurseries. **Each, \$3.00, post-paid.**

**Lawn**

**Insurance**



Grass makes the lawn; dandelions are only disfigurements. Granting that the dandelion possesses beauty—flowers should be in the flower beds.

The Hall Dandelion Puller is an absolute guarantee to a fine lawn. It saves the lawn because it gets the root. It leaves no bad looking hole to mark your work. The trowel-shaped blade slides into the ground while a patented prong catches the root. When it is pulled up you are done with that particular dandelion and its progeny. The root comes with it. **55c parcels post paid.**

**Magic Weeder Hoe**

The Magic Weeder Hoe is the best garden hand-weeder we have ever used. Each tooth works separately on springs and is sure death to the weed. **Prices, Size A, 20c; size B, 25c; size C, 35c; size D, 45c; size E, 50c; size F, 65c; size G, 85c; size H, \$1.00; size K, \$1.05. Postpaid.**



**Garden Trowel**

**Style G—Hardwood handle; 6-inch steel blade. Price, 35c, postpaid.**

**PULL-EASY**  
TRADE MARK

**Adjustable  
Garden Cultivators**

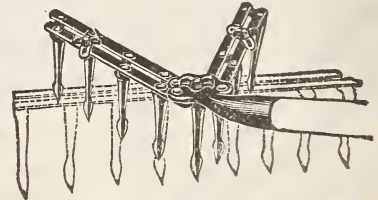
**Cultivator Hoe, No. PE5**



Combines the convenience of the popular 5-prong style with the additional advantage of the great PULL-EASY adjustable feature. Teeth are 9 inches long and very broad and strong. These long grasping teeth will cultivate deeper and more thoroughly than any other garden tool.

4 ft. straight-grained ash handle. **Price, \$1.30 each. Parcels post paid, \$1.45.**

**Cultivator Rake, No. PEC**



At full width of 18 inches is better than an ordinary rake for preparing the seed bed, because of sturdy, long teeth. When vegetables are small the middle tooth is quickly removed for straddling plants and working two rows at once.

Teeth 3 inches long.

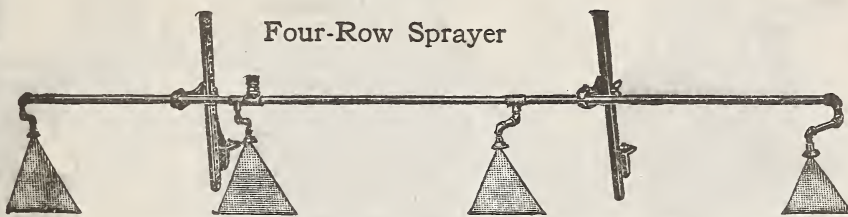
**Price, \$1.40 each. Parcels post paid, \$1.60.**





Prices on Sprayers

Can be used with any spray pump or nozzles you now have, or with our Barrel Sprayer. Adjustable for rows from two feet eight to four feet apart. The guide irons can be fastened to any wagon or cart by a couple of bolts and removed in a moment. Can be raised. This attachment will save many times its cost the first season. One man can drive and do the pumping and spray 30 acres of potatoes, per day.



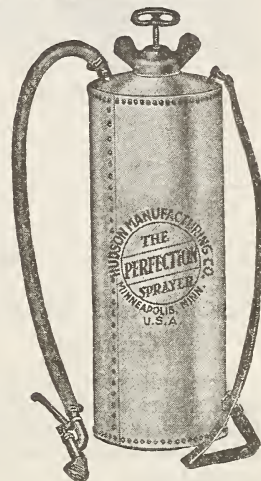
Price of complete outfit with 4 solid brass nozzles, 2 caps for each nozzle, \$15.00.

Hudson's Perfection

An exceptionally well made sprayer, top head concave, bottom convex, all seams riveted and soldered. A practically unbreakable outfit which has no equal for potato spraying, whitewashing or general use. Will handle perfectly all liquids, either thin or heavy.

Pump of seamless brass tubing.

Nozzle is our regular Perfection Shutoff Nozzle, which will operate perfectly at all times. Price, with Galv. Tank, \$7.00; with Brass Tank, \$11.00.



Hudson's Barrel Pump

This pump has been developed to meet every requirement of a perpendicular barrel pump. It is powerful, light and durable, and will develop better than 250 pounds pressure with ease. Can be used with either one or two lines of hose.

Barrel is not furnished.

Cylinder of seamless brass, 1 3/4 x 7 inches, with 8-inch stroke. Air chamber, 2x30 inches of high carbon steel; valves are bronze balls, fitted with brass intake screen. Swinging type agitator, very efficient.

No. 4A—Outfit, No. 4 pump, 15-ft., 1 1/2-in. spray hose, fog nozzle, leakless shutoff and an 8-ft. 1/4-in. iron pipe extension complete. Price Each, \$14.00.



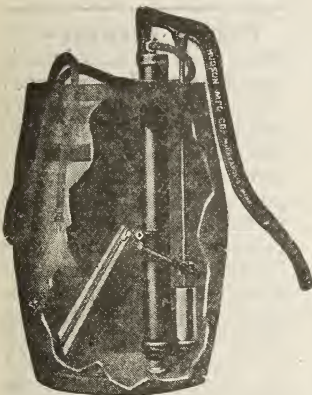
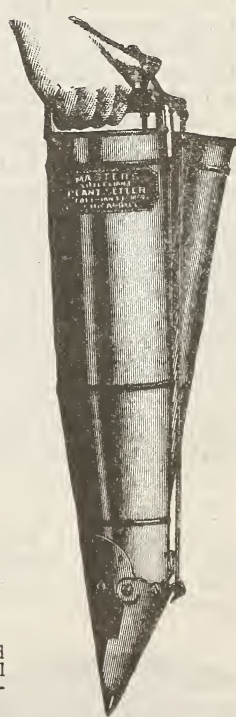
HUDSON'S NEW EASY SPRAYER

Hudson's Modoc Bucket Pump

One of the most effective pumps of its type on the market, absolutely perfect in every respect.

Pump is double acting, has large capacity, and will give 150 pounds pressure at nozzle. This high pressure is easily maintained and gives a steady discharge at nozzle. All parts except handle and footrest are of brass.

No. 122—Modoc. Price each, \$5.40.



HUDSON'S BARREL PUMP

Master's Rapid Plant Setter

A wonderful labor-saving tool for transplanting Cabbage, Tobacco, Tomato, Sweet Potato, Cauliflower, Egg-Plant, Strawberry and all similar plants.

Each plant is SET, WATERED AND COVERED in one operation. The roots are firmly set by the absorption of the water almost as if they had grown there, and every plant will grow even in the hottest, driest weather. You can set your plants just when you are ready, regardless of the weather.

This Setter is a wonderful labor-saving tool. There is no stooping or lame backs. All of the hard labor is eliminated, and it makes transplanting easy, pleasant work. Sets 8,000 to 15,000 plants per day. This Setter is recommended by the

most of the leading Agricultural Colleges over all other methods of transplanting—is strongly built and will last for years.

PRICE, \$6.75 EACH. POSTPAID, \$7.20 EACH.

SATISFACTION GUARANTEED OR YOUR MONEY BACK.

Lawn—ROLLERS—Garden

Water ballast. Is a very easy running roller, having roller bearings and counterpoise weights, which counterbalance weight of handle. The special feature of this roller is that it can be adjusted to any weight with water. Counterpoise, \$4.00 extra; not included in following prices:

No.	Diam.	Width	Empty	Filled	Price
1420	14-in.	20-in.	50 lbs.	150 lbs.	\$18.00
1824	18-in.	23-in.	85 lbs.	300 lbs.	22.25
2424	23-in.	23-in.	110 lbs.	500 lbs.	25.75

Glass Cutters—Diamond, \$5.50; steel wheel, 25c; six wheels, 50c.


Glazing Points—Peerless, made in three sizes; No. 1, for small single thickness glass; No. 2, for medium double thick glass; No. 3, for large double thick glass, per 1,000, 70c.; postpaid, 85c.

Rubber Sprinklers and Sprayers—These durable red rubber sprinklers and sprayers are very desirable for use in the house or in the small beds of plants, or in the hot beds. We furnish these either straight or angular neck, angular neck; is most desirable for spraying from under side. 10 ounce straight or angular neck, \$1.25; 8 ounce either neck, \$1.00.



HUDSON'S MODOC BUCKET PUMP





Nos. 24 TO 27

### Luther Standard Hand Grinders

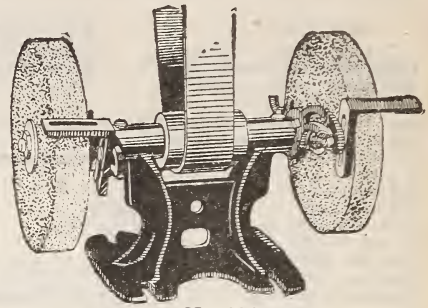
A well built, low priced line of hand power grinders, suitable for general all around use in the home, work shop and garages.

Among the excellent features of the Standard Line are helical cut gear and pinion, heavy one-piece case and overhanging flanges.

Regular equipment consists of rapid cutting wheel and work rest. Finish Blue enamel, baked by Luther special process.

Nos.....	24	25
Size of Wheel.....	4x1x1	5x1x1
Grit Wheel.....	Med.	Med.
Net Weight, lbs.....	5	5½
Shipping weight, lbs.....	6½	7
<b>Price each.....</b>	<b>\$3.00</b>	<b>\$3.50</b>
Nos.....	26	27
Size of Wheel.....	6x1x1	7x1x1
Grit Wheel.....	Med.	Med.
Net Weight, lbs.....	8	10
Shipping weight, lbs.....	14	16
<b>Price each.....</b>	<b>\$5.00</b>	<b>\$6.00</b>

**Order by Number**



No. 306

### SPECIAL POWER GRINDER No. 306

A very substantial, well-built power grinder for light work. Bearings are plain, bored and reamed in solid metal steel shaft. One tight pulley. Two adjustable tool rests. One medium and one coarse **Dimo-Grit** tool wheel 6x1½x1 inch. Compare the price of this genuine **Luther** grinder, with any other.  
**PRICE ONLY \$7.00.**

## SHARPER TOOLS MEAN BETTER FARMING

### Nos. 79 and 80 Farm Grinders


These all-metal foot-power grinders are sturdily built for long service. They are adaptable to all classes of grinding on the farm.

By actual tests made by the government tools of all types are sharpened from ten to twenty times as fast on these grinders as on a back-breaking grindstone.

These are just the machines for sharpening plow-shares, discs, sickles, axes, and every edged tool on the farm.

Note the special "off-set" feature of the two grinding wheels. One wheel acts as a fly-wheel, making it a smooth, easy running machine. No. 79 (illustrated) is equipped with special sickle holding attachment, one 3½x3½ inch sickle cone, and one 6x1¾x1 inch **Dimo-Grit** tool wheel, and an adjustable tool rest.

No. 80 same as No. 79 except equipped with two 6x1¾x1 inch **Dimo-Grit** tool wheels, one coarse and one medium.



Nos. 79 AND 80

Gears are helical cut (like cream separator) fully inclosed. Machine is extra heavy and well-braced. Should be on every farm. Will pay for itself in short time.

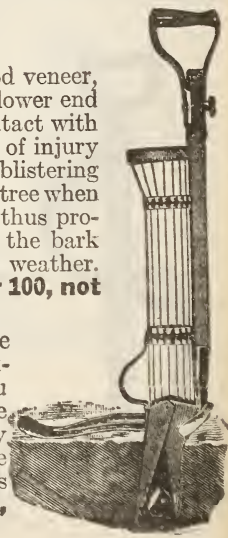

**PRICE, \$17.50, either number.**

**Potato Planter** — Get away from the back-breaking way with the hoe, get one of these and do three times as much work alone as two will the old way. It plants them right depth, and places the potato, not in the dust but in the moist earth where it belongs. This is not meant for the Potato Farmer with many acres but for the home garden and where the acreage is not enough to warrant a horse planter, you will be more than pleased with your investment. **Price, \$2.55, postpaid, \$2.80.**

### Tree Protectors

My improved Tree Protectors are made from wood veneer, 10 inches wide by 20 inches long, are soaked at the lower end in creosote, which preserves the wood coming in contact with the ground. Their advantages are: The prevention of injury from rabbits and mice; from borers, insect pests, hot blistering sun and winter blasts; from injury against the whiffle-tree when cultivating the orchard; against sun scalds. Trees thus protected will not become hide-bound; it will prevent the bark from bursting open on young trees in extreme cold weather. I will furnish this protector for 2½¢ each, **\$2.00 per 100, not prepaid.**

**Saucy Spray Sprinkler**—For an inexpensive "honest to goodness" little lawn and garden sprinkler, this one has all the rest beaten to a frazzle. You just attach the insignificant looking thing to the end of the hose and then look out if the small boy is waiting at the other end to start things, because he is going to get you sure. You will love this midget as soon as you see it in operation. **Each, postpaid, 85c.**





## Milling Pure Goods "Yankton Maid" Brand

Our mill and elevator buildings. We grind here pure **Buckwheat flour**, the best **Graham** and **Rye**, as well as **Corn Meal** and **Flours**, **chicken** and **other feeds**, and can supply you at the lowest market prices. We grind lots of our own grain and going direct from the producer to the consumer is just what you want. Our brands are "**Yankton Maid**," which stands for highest quality.

**Buckwheat Flour**—We are grinding our own Dakota grown fancy buckwheat into absolutely pure buckwheat flour. We let you do the mixing if you want it that way. The usual mixture is about one-half white flour. By doing this, you would of course lessen the cost. **Price for the pure flour: 10 lb. bags, 85c; 25 lb. bags, \$2.00; 50 lb. bags, \$3.80; 100 lb. bags, \$7.00.**

**Corn Meal (Yellow and White)**—The Dakota corn with its high protein content makes the best possible meal. We grind this regularly from the yellow and white dent, but a great many people prefer meal made of the flint corn. If you do, say so in your order and we will furnish it. **Price (either color): 10 lb. bags, 35c; 25 lbs., 85c; 50 lbs., \$1.60; 100 lbs., \$3.00.**

**Rye Flour**—This is absolutely pure rye flour of our own making and is all of the rye except the bran. **Price: 10 lbs., 66c; 25 lbs., \$1.35; 50 lbs., \$2.50; 100 lbs., \$4.70.**

**Rye Graham**—This is the whole rye and makes the most excellent bread. **10 lb. sacks, 55c; 25 lbs., \$1.25; 50 lbs., \$2.35; 100 lbs., \$4.40.**

**Wheat Graham**—The whole wheat. Graham is usually made by first grinding the wheat, then taking off the high grades or patent flour, leaving the bran and the low grade. Our wheat graham is the whole wheat, nothing taken out. **Price: 10 lb. bags, 60c; 25 lbs., \$1.35; 50 lbs., \$2.50; 100 lbs., \$4.70.**

**Whole Wheat Flour**—**10 lbs., 60c; 25 lbs., \$1.35; 50 lbs., \$2.50; 100 lbs., \$4.70.**

**Lima Beans**—These are California grown, delicious for cooking, but not suitable for seed purposes in this section. **10 lbs., \$1.25; 25 lbs., \$2.75; 50 lbs., \$5.25; 100 lbs., \$10.00.**

**Peas for Soup Purposes**—These are used in large quantities for soup making purposes and you will find them a desirable addition to the menu. **10 lbs., \$1.00; 25 lbs., \$2.50; 50 lbs., \$4.50; 100 lbs., \$8.00.**

**Kidney Beans**—A great many people prefer these to the white navy beans. Most everyone prefers the kidney bean for a change. **10 lbs., 80c; 25 lbs., \$1.75; 50 lbs., \$3.35; 100 lbs., \$6.25.**

## Horticulture Books by the Best Authors.

Postage must be added as follows: 5c for books priced at \$1.00 and under; 10c for books priced over \$1.00 to \$2.50; 15c for books from \$2.50 to \$4.50. Encyclopedias by express, collect.

<b>A Woman's Hardy Garden.</b> By Mrs. Ely.....	\$2.00
<b>Alfalfa, Book of.</b> By F. D. Coburn.....	3.00
<b>American Apple Orchard.</b> By F. A. Waugh.....	1.75
<b>Asparagus Culture.</b> Barnes and Robinson.....	1.00
<b>Bulbs and Tuberos Rooted Plants.</b> By C. L. Allen.....	2.00
<b>Cabbage, Cauliflower, etc.</b> By E. O. Allen.....	1.00
<b>Celery Culture.</b> By W. R. Beattie.....	1.00
<b>Clovers and How to Grow Them.</b> By Thos. Shaw.....	2.00
<b>Corn, the Book of.</b> By Herbert Myrick.....	2.00
<b>Cyclopedia of Horticulture, Baily's Standard.</b> New and revised edition. 6 volumes.....	50.00
<b>Dwarf Fruit Trees.</b> By F. A. Waugh.....	1.00
<b>Every Step in Canning.</b> By Grace V. Gray.....	1.25
<b>Farm Appliances.</b> G. A. Martin, O. D.....	1.50
<b>Farm and Garden Rule Book.</b> .....	3.25
<b>Farm Drainage.</b> H. F. French.....	1.60
<b>Farm Grasses of the United States.</b> By Wm. J. Spillman.....	1.75
<b>Farm Manures.</b> Chas. E. Thorne.....	2.00
<b>Fences, Gates and Bridges.</b> .....	1.25
<b>Fertilizers.</b> By Voorhies.....	2.50
<b>Flowers and How to Grow Them.</b> By E. E. Rexford.....	1.25
<b>Forage Crops Other Than Grasses.</b> By Thomas Shaw.....	2.00
<b>Forcing Book. How to force vegetables.</b> By L. H. Bailey.....	2.50
<b>Forestry, Practical.</b> By A. S. Fuller.....	2.25
<b>Fumigation Methods.</b> By Willis J. Johnson.....	1.75
<b>Garden Making.</b> By Prof. L. H. Bailey.....	3.00
<b>Ginseng.</b> By M. G. Kains.....	1.00
<b>Grape Culturist.</b> By A. S. Fuller.....	2.00
<b>Hop, The.</b> By Herbert Myrick, 283 pages.....	2.00
<b>Irrigation for Farm, Garden and Orchard.</b> .....	1.60
<b>Landscape Gardening.</b> By F. A. Waugh.....	1.50
<b>Mushroom Growing.</b> B. M. Duggar.....	2.00
<b>Onion Culture.</b> By T. Greiner.....	1.00



**Peanuts**—These are Southern grown large peanuts, not suitable for seed purposes, but very desirable for roasting and eating. Can be roasted in any oven, and at the very low price should be kept in quantities for that purpose. **5 lbs., 80c; 10 lbs., \$1.50; 25 lbs., \$3.25; 50 lbs., \$6.25; 100 lbs., \$12.00.**

**Popcorn**—A very fancy popping brand, not graded for seed purposes, but will pop practically perfect. **5 lbs., 40c; 10 lbs., 70c; 25 lbs., \$1.60; 50 lbs., \$3.00; 100 lbs., \$5.50.**

**Bird Seed**—This is put up in one, five and ten pound packages and is the best possible for canary birds. We have determined our formula by consulting with the best experts and know that the bird seed offered will be satisfactory. **Price: 1 lb., 20c; 5 lbs., 65c; 10 lbs., \$1.10.**

## Profit in Onions

I have just received this letter and picture. This is not a record yield but is a mighty good one—a yield that Mr. Frances may well be proud of. Then I venture to say it "helped out" in the year's income more than any other dozen acres on the farm.

These fellows have kept their heads working and made profits where ordinary farm crops have only paid cost of production. Onions are invariably very profitable, I do not know any crop that will pay better.

**From J. E. Frances Rock County, Neb.**

I am enclosing pictures of the Onion patch of Kendall and Francis. We planted 4 pounds of GURNEY'S RED GLOBE DAKOTA and 1 pound of YELLOW GLOBE SOUTHPORT seed and raised over (900) nine hundred bushel of fine onions on one and one-fourth acres of land.



900 BUSHELS PER ACRE

<b>Peanut Plant.</b> By W. B. Jones.....	.60
<b>Peas and Pea Culture.</b> By Glenn C. Sevey.....	1.00
<b>Plant Breeding.</b> By L. H. Bailey.....	3.25
<b>Plant Propagation: Greenhouse and Nursery Practice.</b> By M. G. Kains.....	2.25
<b>Potato Culture.</b> By Samuel Frasure.....	1.00
<b>Practical Garden Book.</b> By L. H. Bailey. Tells how to grow and propagate all the common garden plants.....	2.00
<b>Principles of Agriculture.</b> By L. H. Bailey.....	2.25
<b>Pruning Manual.</b> By Prof. L. H. Bailey.....	3.25
<b>Rose, The.</b> By H. B. Ellwanger.....	1.75
<b>Rhubarb Culture, the New.</b> By J. E. Morse.....	1.00
<b>Silos, Silage and Ensilage.</b> By Manley Miles.....	1.00
<b>Small Fruit Culturist.</b> A. S. Fuller.....	1.60
<b>Soils.</b> By C. W. Burkett.....	1.75
<b>Spraying of Plants.</b> By Prof. Lodeman.....	2.50
<b>Strawberry Culturist.</b> By A. S. Fuller.....	.50
<b>Sweet Potato Culture.</b> By James Fitz.....	1.00
<b>Swine Husbandry.</b> By F. D. Coburn.....	2.00
<b>Tobacco Culture.</b> .....	.40
<b>Tomato Culture.</b> By Will W. Tracy.....	1.00
<b>Vegetable Gardening, Principles of.</b> By L. H. Bailey.....	2.50
<b>Wheat, the Book of. Full treatise.</b> By P. T. Dondlinger.....	2.25



### Norcross Cultivator Hoes



Close hand cultivation is best, and "Norcross" Cultivator Hoes and Weeders are like a human hand. The "Norcross" is the only Cultivator-Hoe with detachable handle ferrule (Pat'd), which provides for its use as a wheel plow attachment. Professional gardeners declare that no wheel plow on the market has an attachment equal to our Cultivator-Hoe. All prongs are detachable.

Price, 5 prong, \$1.25; 3 prong, 90c each; midget, 45c each. Attachment for wheel hoe, 10c each. Parcels postpaid.


### Hand Weeders—Lang's

Each.....\$0.25

**Plant Bands**—The Locked kind, water and weather proof. In offering these we do so with confidence in their value to the planter, whether you are a gardener using thousands or the fellow who uses but a small quantity. Sow the seed in seed bed in the usual way, when ready to transplant, prick in, one plant to each "ready to plant" band and when ready for the open you have a perfectly developed root system in a compact space, held in place by the band. They do not know they have been transplanted. Good for early melons, vegetable and flowering plants. These square bands take 25 per cent less space than round flower pots. Size 2 by 2 inches. Price, per 50, 45c; per 100, 80c; per 250, \$1.35; per 1,000, \$3.75; per 5,000, \$16.00.

**Frost Protector**—The protection of plants from late frosts means much to the home or market gardener, we are offering a very desirable frost protector, easily handled, durable, can be used many seasons at 50 for \$2.60; 100 for \$4.75; 1,000 for \$8.00.

**Playsku!**—This new interesting and instructive game originated with and is patented by one of the share owners of this company. I am pleased to offer it to our friends knowing that it is a worth while game for the older




RAIN KING—OPERATES TEN WAYS

as well as the small children, as its name indicates it is a game of SCHOOL worked out in a very interesting manner, covering all of the ten branches of the grammar grade, the mind must be taught to work fast, and to be a winner in this game it must work fast, and the game itself will help develop that faculty quickly. Playskul consists of 100 cards packed in a neat box, just the thing for a present or for your own education and amusement. Postpaid, each, 80c.

**Rain King Sprinkler**—Control the rain on your lawn and garden with the rain king, it works forward, backwards, outside, inside, up or down, and the beauty of it is, it works all them when you turn on the pressure, covers a space from 8 to 70 feet in diameter as you desire, waters in the little corners, or along the sidewalks or next to your neighbors wash on the line without danger of its slopping over, all brass except the base, never clogs, always ready. By parcel post, prepaid, \$3.70.

**Saucy Spray Sprinkler**—For an inexpensive "honest to goodness" little lawn and garden sprinkler, this one has all the rest beaten to a frazzle, you just attach the insignificant looking little thing to the end of the hose and then look out if the small boy is waiting to turn on the water, because he is going to get you. You will love this little midget the minute you see it in operation. Each, postpaid, 85c.



MAKES MUCH RAIN

get that straight pain this year. I furnish this durable article with 100 feet of line for 85c postpaid.

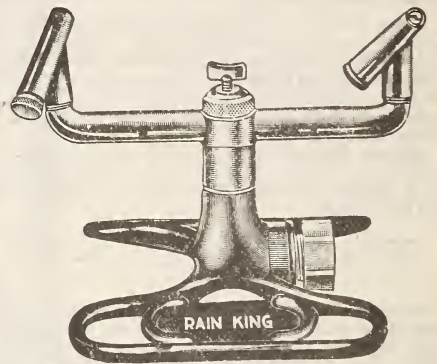
**Thermometers** are one of the necessities to the grower of plants in hot beds. Are always desirable in the home or on the outside. We are offering only those most accurate and durable, packed carefully.

For hot bed, iron point, each, \$1.85; self registering copper case, \$5.65. Gurney's special, on wood, \$1.10; standard dairy or hot bed, glass, 75c.



PLANT BANDS

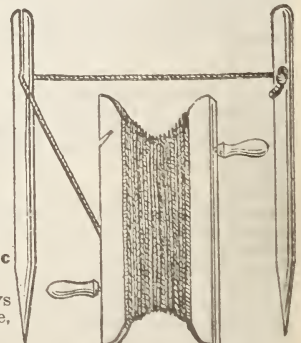
while game for the older as well as the small children, as its name indicates it is a game of SCHOOL worked out in a very interesting manner, covering all of the ten branches of the grammar grade, the mind must be taught to work fast, and to be a winner in this game it must work fast, and the game itself will help develop that faculty quickly. Playskul consists of 100 cards packed in a neat box, just the thing for a present or for your own education and amusement. Postpaid, each, 80c.



RAIN KING

**Makes Much Rain**—In a small space of time and over a large piece of ground, this is the ideal for large grounds, either lawn or garden. We have just put this system in to cover eight acres over the seed beds and the little evergreens, cuttings and very small plants that they may have moisture to order until they become established. Did you ever watch your lawn or garden dry up and wither just at the season you had hoped for most from it, had plenty of water but lacked a satisfactory system of applying it. I have looked them all over and this one will do the work, waters a space with ordinary pressure 50 by 18 feet, can be moved from one location to another in a moment and spreads water at the rate of one inch each nine hours. Furnished complete ready to operate for \$11.00.

**Garden Line**—From the crooked to the straight row—one woman wrote me that after using the garden line her rows were so straight that it was painful, most of us would never have a pain from straight rows in the garden the way we have been planting them, so let's



GARDEN LINE REEL



### “Practical Potato Culture”

Is what its name implies, a treatise edited by a practical grower of long experience, E. A. Rogers, Maine, who is at the head of Seed Improvement Department of that State which holds the record of the largest yield per acre.

It contains 128 pages with 26 half-tone illustrations, indexed under 38 Chapter heads, giving information of General Farming, Potato Soils, Humus, Deterioration of the Potato Seed and Cutting of Same, Saving Potato Boll Seed, Fertilizers, Cultivation, Insecticides, Harvesting, Storehouses, Marketing, Home Gardens, Melons, etc.

The price of this valuable book is 50c, but for the present we will mail copies free to our customers upon receipt of names and addresses plainly written and 6c postage stamps to pay postage.

### Bug Death Aphid

For sucking insects, lice, aphid, flea, beetles and fungus, this preparation is offered with full confidence in its protective as well as destructive power. There is no place where it can work injury, its sole mission being to protect and to save.

For the Currant worm, the Flea beetle, the Rose or Tree aphid, as well as other forms, its destructive power is assured. Dr. Twitchell has for 16 years relied on Bug Death, which constitutes the base of Bug Death Aphid, in all his field and garden work, with complete success.

The housewife will here find the ideal agent to use for the health of all house plants, and the greenhouse worker be assured security from all necessity for using any of the arsenical preparations; the orchardist finds here the ideal dust for his trees carefully mixed, ready for use; the gardener be insured against attacks from those pests and diseases which so often work serious injury, and all the while the health of the plant and life of the soil will be enhanced. That it is absolutely free from all forms of arsenic gives it a peculiar value with those who would seek freedom from the dangers attending the use of that indestructible mineral poison, whose only mission is to kill. We offer Bug Death Aphid, believing that it will meet a long felt want and prove of incalculable value to all growers.

#### DIRECTIONS

Apply, using Dickey Bug Death Duster, cheese cloth bag, blower gun, or, for apple trees, power blower.

First application should be when leaves are half-grown, and second just as petals fall.

With all house plants apply as soon as presence of aphid or lice is suspected. A generous application will at all times promote health and prevent attacks.

12 oz. Sifter Top, each 25c, postpaid; 10 lbs., \$1.40; 80-lb. Kegs, by ft., \$8.75.

## STIM-U-PLANT

Plant Stimulant Tablet. An All-the-Year Fertilizer for Garden and House Plants

Growers of fine flowers, shrubs and vegetables for the best markets and for exhibition fertilize and stimulate them frequently, a little at a time. An excellent fertilizer for this purpose is Stim-U-plant, an odorless, highly concentrated plant-food, in tablet form, with guaranteed chemical analysis of 11 per cent nitrogen, 12 per cent potash. The proportions are accurate, there is no wasted filler. In this form you apply plant food just where you want it. Stim-u-plant is specially fine for roses, increases production, heightens color and improves quality at once. Amateur growers should not attempt to use other plant stimulant. This is prepared to do just what you desire; use it out doors and in the potted plants in winter. It is fine for trees, gardens, flowers and potted plants. Very easy to use. Full instructions with each package. Order “Stim-u-Plant” tablets with your seed and tree order. Trial size, 15c; medium size, 25c; 100 tablets, 50c; 1,000 tablets, \$3.50.



A non-poisonous powder to be applied dry or mixed with water and sprayed on the plants. It is death to the potato, squash and cucumber bugs, currant and tomato worms. It is best applied dry with a duster or bellows at the rate of about 12 lbs. per acre. Price, 1 lb. sifter tops, 25c; 3 lbs., 40c; 5 lbs., 65c; 12 1/2 lbs., \$1.45; 100 lbs., \$8.75.

Dickey Shaker, for applying above, 50c each; B. D. Shaker, 80c each.

### Dry Lime Sulphur

For many years growers have been using liquid lime sulphur solution; they are thoroughly familiar with its use and the results it will accomplish as a spraying material.

A barrel of liquid lime sulphur weighs 600 pounds. Eighty pounds of dry lime sulphur will accomplish the same results. It is easily handled, can be carried over winter safely as it will not leak out of container, and no danger of freezing.

It is particularly effective in control of the following: San Jose Scale, oyster shell bark louse, scale insects; fungus diseases, such as peach leaf curl and apple and pear canker, apple scab, brown rot on peach or plum, blistermite, etc.

All orchards should have a dormant or winter spray of lime sulphur. For further information write for pamphlet.

1. Dormant Spray, for Scale when Blossoms Fall, 1 lb. to 3 1/4 gal. of water.

2. For Worms and Diseases, 1 lb. to 16 gal. water. Add 1/4 lb. lead arsenate.

3. Every ten days, repeat second spray.

1 pound packages	.....	\$ 0.35
5 pound packages	.....	1.25
10 pound packages	.....	2.25
25 pound packages	.....	4.75
100 pound packages	.....	16.00

Sulphur—Powdered. For mildew. 1 lb., 15c; 5 lbs., 60c; 10 lbs., \$1.00; 100 lbs., \$7.00.

Bordeaux Mixture. Powder. Can be used dry or as a spray. When used as a spray, 6 lbs. to 50 gals. of water will make 3-3-50 mixture. 1 lb., 55c; 5 lbs., \$1.10; 10 lbs., \$2.00.

Dry Lead Arsenate: A poison for chewing insects that does not burn the leaves and stays on longer than any other. Kills most insects rapidly and efficiently. Controls Codling Moth, Leaf-rollers, and all leaf chewing insects. 1 to 1 1/2 lbs. to 50 gallons of water. Price, 1/2 lb., 35c; 1 lb., 60c; 5 lbs., \$2.75; 10 lbs., \$5.00; 25 lbs., \$11.00.



### Saves Money by Saving Crops

It is estimated that rats and mice consume grain each year in the United States alone the value of more than \$10,000,000. Most of this waste can be saved if Rax is given a chance.

Rax is Not a Poison.—While it is absolutely deadly to rats and mice, it is harmless to human beings, domestic animals, poultry and birds. It may be used anywhere with complete safety.

Rats Leave Before They Die. Within a few days after eating bait prepared with Rax, rats and mice become feverish and seek the open air where they die—outdoors.

How to Use Rax. Add water to the bottle and shake contents until water is cloudy. Then moisten bait (bread, crackers or cheese) with the mixture and place it near the holes. Rax does not affect the taste of the bait.

Directions with each package. Bottle is enough for an ordinary house; allow one bottle to each 500 feet of floor space in large barns, mills, etc. Price, 75c per bottle, postpaid.

Nitrate of Soda—Where a ground stimulant is needed nothing acts quickly and cheaply as this. We have used and we recommend it as follows: For plants in pots, water once every four days, 1/2 ounce to gallon of water, don't wet foliage; for flower beds, same as plants in pots; for vegetable garden, small handful mixed with five times its bulk of fine dry earth and raked in is right quantity for six feet square, for lawns and golf links, 200 pounds per acre per year as a top dressing; for farm crops, 150 pounds per acre each two weeks for three times during planting and first part of the growing season; for spraying apple trees, one pound to the gallon before trees leave out. Price: 1 lb., 00c; 5 lbs., 00c; 25 lbs., \$0.00; 50 lbs., \$0.00; 100 lbs., \$0.00; 500 lbs., \$0.00.



Pat. March 16 and Nov. 9, 1897





TABLE AND RATES FOR PARCEL POST FROM YANKTON, SOUTH DAKOTA

The United States is divided into seven Zones for parcels post purposes as shown by above map.

Packages weighing up to and including seventy pounds will be accepted for shipment to any part of Zones one, two and three while the weight limit in Zones four, five, six and seven is fifty pounds. The rates of postage vary in the different Zones and are:

From Yankton, S. D. to Zones 1 and 2—5c for the first one pound and an additional cent for each pound added, if your shipment should weigh seventy pounds, the limit in these Zones the postage would be 74c.

From Yankton, S. D. to Zone 3—6c for the first pound then add 2c per pound for each additional pound up to 70 pounds.

From Yankton, S. D. to Zone 4, 7c for the first pound then add 4c per pound for each additional pound up to 50 pounds.

From Yankton, S. D. to Zone 5—8c for the first pound then add 6c per pound for each additional pound up to 50 pounds.

From Yankton, S. D. to Zone 6, 9c for the first pound then add 8c per pound for each additional pound up to 50 pounds.

From Yankton, S. D. to Zone 7—11c for the first pound then add 10c per pound for each additional pound up to 50 pounds.

Distance Apart to Plant

The distances recommended here are for this section only. In other localities it may be advisable to change them.

	Feet Apart	No. Per Acre	Feet Apart	No. Per Acre
Apples and Crabs.....	20x24	90	1x 4	10,888
Cherry and Plum.....	12x24	182	1x 4	10,888
Hansen Plums.....	12x16	228	2x 8	1,360
Currants and Gooseberries.....	4x 8	1,360	4x 8	1,360
Blackberries and Raspberries.....	3x 8	1,810	4x12	940
Strawberries.....			4x12	940
Asparagus.....				
Pie plant.....				
Trees or Evergreens for shelter belt.....				

Number of Trees or Plants to the Acre at Given Distances

12x12 inches.....	43,560	30x30 inches.....	6,970	5x 4 feet.....	2,178	12x12 feet.....	302
18x12 inches.....	19,360	36x24 inches.....	7,260	8x 3 feet.....	1,815	16x16 feet.....	170
24x18 inches.....	15,520	36x36 inches.....	4,840	8x 8 feet.....	680	20x20 feet.....	108
30x12 inches.....	17,424	4x 4 feet.....	2,723	10x10 feet.....	435	30x30 feet.....	48

Weights and Measures and Amount of Seed Sown to the Acre


	Weight per Bush.	Quantity to Acre		Quantity to Acre
Barley, broadcast.....	48 lbs.	110 lbs.	Clover } together	4 lbs. Clover
Beans.....	60 lbs.	80 lbs.	Timothy } for	11 lbs. Timothy
Bromus Inermis.....	14 lbs.	18 to 20 lbs.	Red Top } one acre	4 lbs. Red Top
Buckwheat.....	48 lbs.	24 lbs.	Beets, in drills.....	5 to 6 lbs.
Clover, red, alone.....	60 lbs.	10 to 15 lbs.	Carrot, in drills.....	2 to 3 lbs.
Clover, White, alone.....	60 lbs.	8 lbs.	Corn, in hills.....	7 to 10 lbs.
Alsike, alone.....	60 lbs.	8 to 10 lbs.	Corn, for soiling.....	2 to 3 bu.
Alfalfa, alone.....	60 lbs.	12 to 20 lbs.	Corn, sweet.....	6 to 8 qts.
Clover, sweet.....	60 lbs.	5 to 15 lbs.	Onion Seed.....	4 to 5 lbs.
Flax.....	56 lbs.	30 lbs.	Onion Sets, in drills.....	200 lbs.
Grass, Lawn, weight depends on mixture.....		75 lbs.	Peas, Garden.....	120 lbs.
Grass, Kentucky Blue.....	14 lbs.	50 lbs.	Peas, Field.....	150 lbs.
Grass, Orchard.....	14 lbs.	45 lbs.	Potatoes (cut tubers).....	8 to 15 bu.
Grass, English Rye.....	14 lbs.	35 lbs.	Pumpkins, in hills.....	4 to 6 lbs.
Grass, Red Top, solid seed.....	15 lbs.	10 to 14 lbs.	Rape, Dwarf Essex.....	5 to 10 lbs.
Grass, Timothy.....	45 lbs.	17 lbs.	Squash.....	3 to 4 lbs.
Grass, Millet.....	50 lbs.	25 lbs.	Turnip, in drills.....	1 lb.
Oats.....	32 lbs.	64 to 96 lbs.	Turnip, broadcast.....	1 lb.
Rye.....	56 lbs.	95 lbs.		

Instructions for Laying Out the Orchard or Small Fruit Garden

First secure check wire, heavy garden line, tape line or other wire long enough for the longest way of the ground to be used, determine the distance apart you are going to plant, then fasten firmly to the line at the determined distance a marker of cloth or string. If a different distance one way than the other, then a different colored marker for the other distance. Then determine a corner tree or shrub, a place to start from, drive a stake at that point, place your first marker on your line at that point, fastening your line firmly not to that stake but to another in line with this first row far enough back to be out of the way, draw your line tight on the line wanted for first row and fasten firmly. Then place a stake (size half-inch by 12 inches is large enough) at each marker on outside of line. Then take far end of line and carry it quarter of a circle

which will make an exact right angle to first row, keep the first marker at first tree, stake at markers again on outside of line, then take up line and place first marker at last determined tree of last line, then pull line to parallel first line as near the width of the orchard as possible, then stake at markers again, then take line placing first marker at last tree in first line and last marker at last tree in third line, moving the stake in third row established in or out as your line will determine. Again stake at markers and then move both ends of line to next trees in both first and third lines established and so on until you reach the first tree in first and third lines established. If directions are followed you will have perfect alignment in all directions.





### 80,000 Bushels of Gurney's South Dakota Seed Corn to Russia

I am showing a picture of a sling load of about one ton going over the ship's side, into its hold; you will notice the bags are all labeled with the variety and that it is SOUTH DAKOTA U. S. A. seed corn. This eighty thousand bushel was all put up in good jute bags, one hundred and fifty pounds net of seed corn in each bag. On account of the scarcity of clothing these bags were undoubtedly used for clothing over there. It is more than probable that very few could read the printing on the bags, but on the inside of each bag printed in Russian was the name of the corn, a description of it and full cultural directions.

This shipment of Gurney seed corn was sufficient to plant six hundred thousand acres, and as it went into one of the best Russian agricultural sections, let us hope that it produced for those hungry people an abundance, and that they will

learn from this crop, corn is desirable food for human beings, and that they will appreciate America's kindness in sending it to them.

The varieties sent were all early ones, such as we would plant from Yankton north. There was five thousand bushels of Gurney's Rainbow Flint produced on our own farms. This was just one half the crop from a field of one hundred and forty-five acres.

We have made many shipments of seed corn to European countries in past years and received many re-orders, with good letters telling of its value in those countries; a shipment to Cairo to the Sultan's Gardens brought many orders from that country and a letter telling us that the three varieties sent were three of the best five tried there.

### Free Bulletins How, Why, and When and What For, and the Results Free Bulletins

Our experts have written a number of bulletins treating on nearly every vegetable, flower, plant, tree, grain, crops, insects, fungus, and, in fact, practically everything or disease that troubles your crop of trees, plants, grains, etc. These are all issued in pamphlet form and they are free to our customers. The list given below you will find on the margin of the order envelope, which is enclosed with this catalog. All we ask in placing your order is to check the pamphlet in which you are interested. They will be packed with your order and sent without cost to you. This is Gurney service.

Alfalfa	Corn	Onions	Shrubs, Flowering
Apples	Cucumbers	Pastures	Small Fruits
Asparagus	Cuttings	Peas	Small Grains
Beans	Evergreens	Peanuts	Smuts
Beets and Mangels	Forest Trees	Peonies	Soil Fertility
Bulbs	Fungus and Fungicides	Peppers	Spraying
Cabbage	Hedge Plants	Perennials	Squash
Cane	Hogging Off Corn	Plums	Strawberries
Carrots	Hot Beds	Potatoes	Sweet Peas
Cauliflower	Insects and Insecticides	Pumpkins	The Making of a Lawn
Celery	Milletts	Rhubarb	Tomatoes
Climbing Vines	Mushrooms	Roses	Tree Seeds
Clover	Melons	Rotation of Crop	Turnips and Rutabagas



**FLOWER SEED**

Amaranthus..... 48  
 Alyssum..... 48  
 Aquilegia..... 48  
 Aster..... 49  
 Antirrhinum..... 48  
 Anemone..... 48  
 Abutilon..... 48  
 Ageratum..... 48  
 Balsam..... 48  
 Balsam Apple..... 48  
 Beans, Castor..... 59  
 Balloon Vine..... 48  
 Bouncing Bet..... 59  
 Cannas..... 51  
 Centaurea..... 50  
 Candytuft..... 50  
 Calendula..... 50  
 Columbine..... 48  
 Celosia Cockscomb..... 51  
 Cosmos..... 50  
 Cucumber..... 51  
 Canterbury Bell..... 52  
 Cardinal Climber..... 51  
 Calliopsis..... 50  
 Carnation..... 52  
 Cypress Vine..... 52  
 Cineraria..... 51  
 Cigar Plant..... 50  
 Chinese Lantern..... 52  
 Chrysanthemums..... 52  
 Coboea Scandins..... 51  
 Coleus..... 51  
 Dahlias..... 53  
 Dianthus..... 53  
 Daisy..... 53  
 Escholtzia..... 54  
 Everlasting Flower..... 54  
 Four O'Clock..... 54  
 Forget-Me-Not..... 54  
 Foxglove..... 53  
 Greenhouse..... 90  
 Geranium..... 55  
 Gourds..... 55  
 Gypsophila..... 54  
 Godetia..... 55  
 Gaillardia..... 55  
 Hibiscus..... 54  
 Heliotrope..... 53  
 Hollyhock..... 55  
 Hyacinth Bean..... 55  
 Ice Plant..... 55  
 Kudzu Vine..... 56  
 Kochia..... 56  
 Larkspur..... 56  
 Lobelia..... 56  
 Lupinus..... 56  
 Lychnis..... 56  
 Linum..... 56  
 Marigold..... 57  
 Mignonette..... 56  
 Morning Glory..... 57  
 Morning Bride..... 57  
 Moon Flower..... 56  
 Nasturtiums..... 57  
 Pansy..... 58  
 Peas, Sweet..... 61  
 Peony Seed..... 59  
 Petunias..... 58  
 Phlox..... 61  
 Poppies..... 59  
 Portulaca..... 58  
 Queen Anne Lace..... 56  
 Rudebeckia..... 56  
 Sapanaria..... 59  
 Salvia..... 60  
 Salpiglosis..... 60  
 Sweet Peas..... 61  
 Stocks..... 59  
 Sweet William..... 60  
 Sunflower..... 55  
 Scarlet Runner..... 59  
 Verbena..... 60  
 Violets..... 60

Wild Flowers..... 64  
 Zinnias..... 63

**GARDEN, FIELD, TREE SEED**

Alfalfa..... 66-69  
 Almond..... 6  
 Asparagus..... 6  
 Barley..... 68-81  
 Beans..... 6-33  
 Beans, Soy..... 68-70  
 Beets..... 8  
 Blue Grass..... 78  
 Brooks..... 142  
 Broom Corn..... 87  
 Bromus..... 78  
 Brussels Sprouts..... 10  
 Buckwheat..... 80  
 Bug Death..... 157  
 Bulletins Free..... 159  
 Cabbage..... 13  
 Chinese Cabbage..... 15  
 Cane..... 87  
 Carrots..... 12  
 Cauliflower..... 11  
 Celeriac..... 12  
 Celery..... 11  
 Chard..... 9  
 Chicken Remedies..... 149  
 Chicken Feed..... 149  
 Chicory..... 11  
 Citron..... 27  
 Clipper Mills..... 148  
 Clover..... 71  
 Corn Planters..... 151  
 Corn, Broom..... 87  
 Corn, Field..... 68-73  
 Corn, Kaffir..... 87  
 Corn, Pop..... 18-77  
 Corn, Sweet..... 16-33  
 Cress..... 11  
 Crys-co-Grit..... 49  
 Cucumber..... 15-67  
 Dandelion Puller..... 152  
 Dandelion Seed..... 19  
 Egg Plant..... 19  
 Emmer..... 81  
 Endive..... 20  
 Evergreen Seed..... 47  
 Feterita..... 87  
 Fertilizers..... 149  
 Fanning Mills..... 148  
 Flax..... 80  
 Flour..... 155  
 Garden Tools..... 150-156  
 Garlic..... 19  
 Grafting Wax..... 100  
 Grass Seed..... 55-78  
 Grinders..... 155  
 Guarantee..... 2-91  
 Gurneys..... 5  
 Herbs..... 64  
 Introductory..... 1  
 Index..... 160  
 Information..... 2-91  
 Insert Color..... 33-67-93-127  
 Instructions..... 2-91  
 Kale..... 10  
 Kohl Rabi..... 19  
 Lawn Grass..... 79  
 Leek..... 29  
 Lettuce..... 19-33  
 Mangles..... 10  
 Melon..... 21-67  
 Milo Maize..... 87  
 Millet..... 82  
 Mills..... 148-155  
 Mushrooms..... 30  
 Nitragin..... 148  
 Oats..... 84-65-83  
 Okra..... 30  
 Onions..... 28

Onion Sets..... 30  
 Orchard Grass..... 78  
 Order Blanks..... 3  
 Paint..... 45  
 Parcel Post..... 2-158  
 Parsley..... 30  
 Parsnips..... 36  
 Pasture Grass..... 78  
 Peanuts..... 31  
 Peas..... 31-35  
 Peas, Cow..... 89  
 Peas, Field..... 89  
 Pepper..... 37  
 Pieplant..... 36  
 Potatoes..... 34-85  
 Potato Seed..... 43  
 Proso..... 82  
 Pumpkins..... 36  
 Raido..... 46  
 Radish..... 37  
 Rat Destroyer..... 158  
 Rape..... 86  
 Red Top..... 78  
 Rhubarb..... 36  
 Rules..... 2-91  
 Rutabaga..... 45  
 Rye..... 80  
 Rye Grass..... 78  
 Salsify..... 40  
 Seed Cleaning..... 65  
 Seed Sowers..... 151  
 Sorghum..... 87  
 Soy Bean..... 68-90  
 Speltz..... 81  
 Spinach..... 40  
 Sprays..... 153-156  
 Spray Material..... 157  
 Squash..... 39  
 Sudan Grass..... 86  
 Sunflower..... 40  
 Sweet Potato..... 85  
 Timothy..... 72-78  
 Tobacco..... 46  
 Tomatoes..... 41  
 Tools..... 150  
 Tree Seeds..... 47  
 Trowels..... 152  
 Turnip..... 45  
 Vegetable Seed..... 5-50  
 Vegetable Plants..... 90  
 Vetch..... 89  
 Weeders..... 152  
 Weights..... 158  
 Wheat..... 68-88

Climbing Vines..... 135  
 Cottonwood..... 116  
 Currants..... 107-126  
 Cuttings..... 120  
 Dahlias..... 143  
 Deutzia..... 126  
 Dewberry..... 108  
 Dogwood..... 126  
 Elder..... 126  
 Elm..... 117  
 Evergreens..... 47-122-127  
 Fern..... 136  
 Flowering Shrubs..... 126  
 Flowering Currants..... 126  
 Forest Trees..... 47-115  
 Gladiolus..... 142  
 Gooseberry..... 110  
 Grapes..... 108-135  
 Greenhouse..... 90  
 Hackberry..... 47-117  
 Hazelnut..... 114  
 Hedge Plants..... 121  
 Herbs..... 64  
 Honeysuckle..... 121-130-135  
 Hop Vine..... 135  
 Horseradish..... 95  
 Hydrangea..... 130  
 Iris..... 137  
 Juneberry..... 102  
 Kudzu..... 135  
 Landscaping..... 129  
 Lilac..... 129  
 Lily of the Valley..... 145  
 Lilies..... 145  
 Locust..... 47-118  
 Lyceum..... 135  
 Maderia Vine..... 135  
 Maple..... 118  
 Matrimony Vine..... 135  
 Mountain Ash..... 118  
 Mulberry..... 47-102-121  
 Nut Trees..... 114  
 Oak..... 118  
 Olive, Russian..... 47-118-121  
 Ornamental Shrubs..... 129  
 Ornamental Trees..... 115  
 Peaches..... 1-106  
 Pears..... 102  
 Pea Tree..... 47  
 Peonies..... 1-59-138  
 Perennials..... 136  
 Phlox..... 136  
 Privet..... 121  
 Plums..... 1-103  
 Prunus Triloba..... 126  
 Pie Plant..... 95  
 Poplar..... 119  
 Raspberry..... 110  
 Rhubarb..... 95  
 Root Grafts..... 107  
 Roses..... 132  
 Snow Ball..... 129  
 Snowberry..... 112-132  
 Spirea..... 121-131  
 Strawberry Boxes..... 114  
 Strawberry..... 113  
 Sumac..... 132  
 Syringa..... 131  
 Thorn Apple..... 119  
 Trees to Acre..... 155  
 Tree Protectors..... 100  
 Tritoma..... 126  
 Triloba..... 126  
 Trumpet Vine..... 135  
 Tuberosc..... 145  
 Tulips..... 146  
 Wahoo..... 132  
 Walnut..... 114  
 Weeping Trees..... 120  
 Weigela..... 132  
 Willow..... 119  
 Wistaria..... 135

**NURSERY STOCK**

Ampelopsis..... 135  
 Althea..... 126  
 Apples..... 92-93-96  
 Apples, Crab..... 92-100  
 Apricots..... 101  
 Ash..... 47-115  
 Asparagus..... 95  
 Barbary..... 121-126  
 Basswood..... 115  
 Birch..... 115  
 Bittersweet..... 135  
 Blackberry..... 108  
 Box Elder..... 47-115  
 Buckthorn..... 121  
 Buffalo Berry..... 102  
 Bulbs..... 146-137  
 Butternut..... 114  
 Bedding Plants..... 90  
 Caladium..... 145  
 Cannas..... 145  
 Caragana..... 116-121  
 Catalpa..... 116  
 Cherry..... 101  
 Chestnut..... 114  
 Cinnamon Vine..... 135  
 Clematis..... 135

**A Last Word**

This is our 57th catalog. Every one of them made in the Northwest. Originally all made for the Northwest and its conditions. As we grow and expand we include that which is best for all parts of the United States, for in all of the states we have a large business constantly increasing.

I believe this is the best catalog I have made. It is not perfect, neither does it satisfy me. If I were satisfied I would also have to admit to myself at least that I was getting to that age when it would be better to let another have my place. I don't expect to admit that for many years. I love the business. I have made it grow to its present size. It will continue to grow and you may, if you want, have many future catalogs, each one a little better than the last.

In making this catalog as in making those before, I have honestly tried to tell you just what you could expect under ordinary conditions from our seeds and trees. I have tried not to raise false hopes, in fact I love the business too much to destroy it.

I was born an agriculturist and a horticulturist. I have, now an and always will be the same. I have dealt with millions

of the same kind of folks in the last half century and I have absorbed some knowledge from all of them. That is, when boiled down good for all of you, the catalog and the many bulletins we send out, the letters we write are what I and the others have absorbed, boiled down and returned to you for your use.

This catalog, the bulletins, the letters cost a great many thousands of dollars, we must get returns from them that will pay these dollars or we could not issue the next ones. I want this catalog to bring an order for something from every one of you so that I may be able to send another next year. On the other hand if it is of no value to you and you cannot make use of it or do not want it, I would appreciate your letting me know, so that we may take your name from the list and add another in your place. Your name will be automatically dropped after a certain number of catalogs have gone to you without response.

I hope you are pleased with this catalog.

Yours truly,

D. B. GURNEY, President





DELAWARE

Each, 28c.

5	10	25
\$1.25	\$2.30	\$5.50

CONCORD, Each, 20c.

5	10	25
85c.	\$1.40	\$3.25

BETA

Each, 30c.

5	10	25
\$1.25	\$2.25	\$5.00

NIAGARA

Each, 23c.

5	10	25
\$1.05	\$2.00	\$4.50

LUTIE

Each, 32c.

5	10	25
\$1.50	\$2.85	\$6.50



CARRIE GOOSEBERRY  
 Each 10 50 100  
 25c. \$2.25 \$9.75 \$19.00

DAHLIAS  
 1 Mrs. Henry Wirth 1 each five varieties \$1.10  
 2 Mary Garden 3 " " " \$3.00  
 3 Stradella " " " each \$ .25  
 4 Vivian  
 5 A. D. Livoni

PROGRESSIVE  
 EVERBEARING STRAWBERRY  
 25 50 100 500 1000  
 90c. \$1.25 \$2.00 \$8.00 \$15.00

PERFECTION CURRANT  
 Each 10 50 100  
 25c. \$2.00 \$9.25 \$18.00

PROF. HANSEN'S  
 OHTA RASPBERRY  
 Each 10 50 100  
 20c. \$1.30 \$3.00 \$5.50

GLADIOLUS  
 1 Mrs. F. King  
 2 Schwaben  
 3 Panama  
 2 each 3 Var. \$ .50  
 5 " " " \$1.15  
 10 " " " \$2.20

SUBLATA PHLOX  
 5 12 25 50  
 85c. \$1.50 \$3.85 \$5.50

