


**GHQ/SCAP Records(RG 331)**  
Description of contents



- (1) Box no. 2720
- (2) Folder title/number: (26)  
 Distribution - Rationing, Staple Foods - Ibaraki

(3) Date: ? - May 1951

(4) Subject:

Classification	Type of record
9590, 9611	c

(5) Item description and comment:  
**Ibaraki**

(6) Reproduction:  Yes  No

(7) Film no. \_\_\_\_\_ Sheet no. \_\_\_\_\_

CORRECTED REPORT ON  
FOOD DISTRIBUTION  
FOR MARCH 51

FOODSTUFF SECTION  
IBARAKI PREFECTURAL GOVERNMENT

May 2, 1951

SUBJECT: Monthly Report on Staple Food Distribution.

TO: Chief of Kanto Civil Affairs Region.  
Attn: Chief of Industry & Distribution Div.,  
Economic Section.

1. Amount of central government allocation: 11,292,000

2. Amount distributed (Kg and days ration per capita):

Item

1. Rice	9,489,378
2. Sweet potato, processing potato.	182,804
3. Cereals.	3,023,504
4. Beans.	4,993
Total	12,700,679

Amount distributed per capita per day.

3. Balance on hand in prefectures.

Item

1. Rice	848,184
2. Sweet potato, processing potato.	9,436
3. Cereals.	1,279,772
4. Beans.	2,231
Total	2,139,623

4. Amount of imported food allocated.

5. Amounts of imported food distributed. 287,998

6. Amounts of imported food on hand at the end of month. 19,386

7. Amount of staple food released to processors for what distribution plan: 150,277
8. Amounts of staple food distributed as extra rations to workers. 688,566

Remarks: Difference between the above figures and those in the monthly report of staple food for March, dated on March 31, 1951, is made due to the following reasons:

- a. As distribution reports by town and village distribution stations were to be sent in by around 10th of April, the figure in the report were estimated ones.
- b. As a new rationing work was to begin following the abolition of the Staple Food Distribution Corporation on March 31, 1951, rice for five days to be rationed in April was distributed in the month of March and so the amount increased.

*M. Inahumi*

For FUJIO TAKAGI  
Chief of Foodstuff Sect.,  
Ibaraki Pref. Gov't.

I.L.O. No. 178

FOODSTUFF SECTION  
IBARAKI PREFECTURAL GOVERNMENT

Mar. 30, 1951

SUBJECT: Monthly Report on Staple Food Distribution.

TO : Chief of Kanto Civil Affairs Region.  
Attn: Chief of Distribution  
and Industry Div., Economic Sect.

1. Amount of central government allocation: 11,292,000

2. Amount distributed (Kg and days ration per capita):

item

- 1. Rice
- 2. Sweet potato, processing potato.
- 3. Cereals.
- 4. Beans.

9,479,378  
~~6,632,216~~  
172,804  
2,096,330  
5,382 4,973  
8,732,937  
12,700,679

Total

Amount distributed per capita per day. 383

3. Balance on hand in prefectures. 5,660,788

item

- 1. Rice
- 2. Sweet potato, processing potato.
- 3. Cereals.
- 4. Beans.

3,491,844  
~~3,696,921~~  
127,772  
104,101  
1,858,484 - 4231  
1,282


4. Amount of imported food allocated.

5. Amounts of imported food distributed.

292,153

6. Amounts of imported food on hand

14,998



File - 1 -

- |  |         |
|--|---------|
| 7. Amounts of staple food released to processors for what distribution plan: | 105,165 |
| 8. Amounts of staple food distributed as extra rations to workers.           | 469,144 |

*F. Takagi*

FUJIO TAKAGI  
Chief of Food Stuff Sect.,  
Ibaraki Pref., Govt.

:WH

SP-4121

IBARAKI  
I.L.O. No. 120FOODSTUFF SECTION  
IBARAKI PREFECTURAL GOVERNMENT

Feb. 28, 1951

SUBJECT: Monthly Report on Staple Food Distribution.


TO: Chief of Kanto Civil Affairs Region.  
Attn: Chief of Distribution  
and Industry Div., Economic Sect.

1. Amount of central government allocation:	9,995,000
2. Amount distributed (kg and days ration per capita):	7,911,149
<u>Item</u>	
1) Rice	5,571,551
2) Sweet potato, processing potato.	-
3) Cereals.	2,337,215
4) Beans.	2,383
Amount distributed per capita per day.	4,119
3. Balance on hand in prefectures.	6,017,696
<u>Item</u>	
1) Rice	3,062,681
2) Sweet potato, processing potato.	180,294
3) Cereals.	2,768,059
4) Beans.	6,662
4. Amounts of imported food allocated.	54,592
5. Amounts of imported food distributed.	87,209

6. Amounts of imported food on hand.	157,721
7. Amounts of staple food released to processors for what distribution plan:	97,296
8. Amounts of staple food distributed as extra rations to workers.	560,769

*F. Takagi*

FUJIO TAKAGI  
Chief of Food Stuff Sect.,  
Ibaraki Pref. Gov't.



ILO No. 56FOODSTUFF SECTION  
IBARAKI PREFECTURAL GOVERNMENT

Jan. 30, 1951

SUBJECT: Monthly Report on Staple Food  
Distribution for Jan.TO : Chief of Kanto Civil Affairs Region.  
ATTN: Chief of Distribution and  
Industry Div., Economic Sect.We hereby report you on the staple food  
distribution for Jan. as follows:

1. Amounts of central government allocation: 10,637,504
2. Amounts distributed: 10,607,466

<u>Item</u>	<u>Amount</u>
1. Rice.	7,632,267
2. Sweet-potato, processing potato.	-
3. Cereals.	22,968,997
4. Beans.	6,202
Amount distributed per capita per day.	384 g.

3. Balance on hand in the prefecture:

	10,527,846
<u>Item</u>	<u>Amount</u>
1. Rice.	4,881,137
2. Sweet-potato, processing potato.	193,855
3. Cereals.	5,449,532
4. Beans.	3,322



- |   |         |
|---|---------|
| 4. Amount of imported food allocated:                                       | 97,195  |
| 5. Amount of imported food distributed:                                     | 167,494 |
| 6. Amount of imported food on hand:   | 306,661 |
| 7. Amount of staple food released to processors for what distribution plan: | 228,771 |

That amount above shown was distributed for making candy for babies.

- |   |         |
|---|---------|
| 8. Amount of staple food distributed as extra rations to workers: | 568,433 |
|---|---------|

*F. Takagi*

FUJIO TAKAGI  
Chief of Foodstuff Sect.,  
Ibaraki Pref. Gov't.



I.L.O. NO. 1,001

FOODSTUFF SECTION  
IBARAKI PREFECTURAL GOVERNMENT

Dec. 28, 1950

SUBJECT: Monthly Report on Staple Food Distribution for Dec.

TO: Chief of Kanto Civil Affairs Region.  
Attn: Chief of Distribution & Industry Division, Economic Section.

We hereby report you on the staple food distribution for Dec. as follows:

- 1. Amount of central government allocation: 11,250,364
- 2. Amounts distributed: 12,809,296

<u>Item</u>	<u>Amount</u>
1) Rice	8,547,113
2) Sweet potato, processing potato and potato.	-
3) Cereals.	3,658,551
4) Beans	<u>3,632</u>
Amount distributed per capita per day.	466 g.

- 3. Balance on hand in the prefecture: 8,836,128
  - 1) rice 4,767,115
  - 2) Sweet-potato 589,137
  - 3) Cereals 3,478,307
  - 4) Beans 1,569
  - Total
- 4. Amount of imported food allocated: 439,862
- 5. Amount of imported food distributed: 439,538
- 6. Amount of imported food on hand: 226,699
- 7. Amount of staple food released to processors for what distribution plan: 283,626

That amount above shown was distributed for making candy for babies.

8. Amount of staple food distributed  
as extra rations to workers:

565,874

*F. Takagi*

FUJIO TAKAGI  
Chief of Foodstuff Sect.,  
Ibaraki Pref. Gov't.



I.L.O. No. 908FOODSTUFF SECTION  
IBARAKI PREFECTURAL GOVERNMENT

Nov. 30, 1950.

SUBJECT: Monthly Report on Staple Food Distribution  
for November.TO : Chief of Kanto Civil Affairs Region.  
Attn: Chief of Distribution and Industry Div.,  
Economic Section.We hereby report you on the staple food distribution  
for Nov. as follows:

- |  |           |
|--|-----------|
| 1. Amounts of central government allocation: | 9,595,965 |
| 2. Amounts distributed:                      | 9,477,054 |

<u>Item</u>	<u>Amount</u>
1. Rice	5,988,395
2. Seet-potato, processing potato and potato.	0
3. Cereals.	3,487,231
4. Beans	1,428

Amount distributed per capita  
per day. 345 g.

- |                                       |           |
|---------------------------------------|-----------|
| 3. Balance on hand in the prefecture: | 7,910,575 |
|---------------------------------------|-----------|

<u>Item</u>	<u>Amount</u>
1. Rice:	4,645,579
2. Seet-potato:	621,986
3. Cereals:	2,642,914
4. Beans:	96

- |   |         |
|---|---------|
| 4. Amount of imported food allocated:   | 124,916 |
| 5. Amount of imported food distributed: | 75,885  |
| 6. Amount of imported food on hand:     | 343,257 |


7. Amount of staple food released to processors for what distribution plan: 514,417

That amount above shown was distributed for making candy for babies.

8. Amount of staple food distributed as extra rations to workers: 633,190

*Fujiio Takagi*

FUJIO TAKAGI  
Chief of Foodstuff Sect.  
Ibaraki Pref. Gov't.



I.L.O. No. 816

FOODSTUFF SECTION  
IBARAKI PREFECTURAL GOVERNMENT

Oct. 31, 1950

SUBJECT: Monthly Report on Staple Food Distribution  
 for October.

TO : Chief of Kanto Civil Affairs Region.  
 Attn: Chief of Distribution and Industry Div.,  
 Economic Section.

We hereby report you on the staple food distribution  
 for Oct. as follows:

- |  |            |
|--|------------|
| 1. Amounts of central government allocation: | 10,485,900 |
| 2. Amounts distributed:                      | 9,334,977  |

<u>Item</u>	<u>Amount</u>
1. Rice	7,715,463
2. Seet-potato, processing potato and potato.	46
3. Cereals.	1,618,896
4. Beans	572

Amount distributed per capita  
 per day. 378 g.

3. Balance on hand in the prefecture:

<u>Item</u>	<u>Amount</u>
1. Rice:	4,322,835
2. Seet-potato:	635,975
3. Cereals:	2,866,731
4. Beans:	122
Total	7,825,663

- |   |         |
|---|---------|
| 4. Amount of imported food allocated:   | -       |
| 5. Amount of imported food distributed: | 78,267  |
| 6. Amount of imported food on hand:     | 293,829 |

7. Amount of staple food released to processors for what distribution plan: 818,711

That amount above shown was distributed for making candy for babies.

8. Amount of staple food distributed as extra rations to workers: 401,760

*F. Takagi*

FUJIO TAKAGI  
Chief of Foodstuff Sect.,  
Ibaraki Prefectural Gov't.

:WH



I.L.O. No. 733

FOODSTUFF SECTION  
IBARAKI PREFECTURAL GOVERNMENT

Oct. 4, 1950

SUBJECT: Monthly Report on Staple Food Distribution  
for September.

TO : Chief of Kanto Civil Affairs Region.  
Attn: Chief of Distribution and Industry Div.  
Economic Section.

We hereby report you on the staple food distribution  
for Sept. as follows:

1. Amounts of central government allocation: 10,672,750

2. Amounts distributed:

<u>Item</u>	<u>Amount</u>
1. Rice	7,896,341
2. Sweet-potato, processing potato and potato	200
3. Cereals.	1,448,815
Beans	195
<u>Total</u>	<u>9,345,551</u>

Amount distributed per capita per day. 386 g.

3. Balance on hand in the prefecture:

<u>Item</u>	<u>Amount</u>
1. Rice:	5,638,440
2. Sweet-potato.	749,756
3. Cereals:	1,685,572
4. Beans:	3,457
<u>Total</u>	<u>8,077,225</u>

4. Amount of imported food allocated: 47,000

5. Amount of imported food distributed: 47,624

6. Amount of imported food on hand: 184,270





7. Amount of staple food released to processors for what distribution plan: 124,922

That amount above shown was distributed for making candy for babies.

8. Amount of staple food distributed as extra rations to workers: 506,883

:TK

*Fujio Takagi M.I.*

FUJIO TAKAGI  
Chief of Foodstuff Sect.,  
Ibaraki Prefectural Gov't.

7. Amount of staple food released to processors for what distribution plan: 124,922

That amount above shown was distributed for making candy for babies.

8. Amount of staple food distributed as extra rations to workers: 506,883

:TK

*Fujio Takagi M.I.*  
FUJIO TAKAGI  
Chief of Foodstuff Sect.,  
Ibaraki Prefectural Gov't.

I.L.O. NO. 631

FOODSTUFF SECTION  
IBARAKI PREFECTURAL GOVERNMENT

Spet. 2, 1950

SUBJECT: Monthly Report on Staple Food Distribution for Aug.  
TO : Chief of Kanto Civil Affairs Region.  
Attn: Chief of Distribution & Industry Division,  
Economic Section.

We hereby report you on the staple food distribution for Aug. as follows:

- |  |            |
|--|------------|
| 1. Amounts of central government allocation: | 10,819,710 |
| 2. Amounts distributed:                      | 10,411,782 |

<u>Items</u>	<u>Amount</u>
Rice	7,921,529
Sweet-totato, processing potato and potato.	173
Cereals.	2,488,669
Beans.	1,411
<u>Total</u>	

Amount distributed per capita per day. 396 g.

- |                                       |           |
|---------------------------------------|-----------|
| 3. Balance on hand in the prefecture: | 7,968,105 |
|---------------------------------------|-----------|

<u>Items</u>	<u>Amount</u>
Rice	5,971,165
Sweet-totato and potato.	826,718
Cereals.	1,168,159
Beans.	2,063

- |   |           |
|---|-----------|
| 4. Amount of imported food allocated:                                       |           |
| 5. Amount of imported food distributed:                                     | 13 73,697 |
| 6. Amount of imported food on hand:   | 202,894   |
| 7. Amount of staple food released to processors for what distribution plan: | 192,436   |
| 8. The amount above shown was distributed for making candy for babies.      |           |
| 8. Amount of staple food distributed as extra rations to workers:           | 548,943   |



*F. Takagi*  
FUJIO TAKAGI  
Chief of Foodstuff Sect.,  
Ibaraki Pref., Gov't.

I.L.O. NO. 517

FOODSTUFF SECTION  
IBARAKI PREFECTURAL GOVERNMENT

Aug. 3, 1950

SUBJECT: Monthly Report on Staple Food Distribution for July.

TO: Chief of Kanto Civil Affairs Region.

Attn: Chief of Distribution & Industry Div.,  
Economic Sec.

We hereby report you on the staple food distribution for July as follows:

1. Amounts of central government allocation: 10,896,000

2. Amounts distributed:

<u>Items</u>	<u>Amount</u>
Rice	7,906,483
Sweet-potato, processing potato and potato.	84
Cereals.	3,564,107
Beans.	4,092
<u>Total</u>	<u>11,474,766</u>
Amount distributed per capita per day.	368 g.

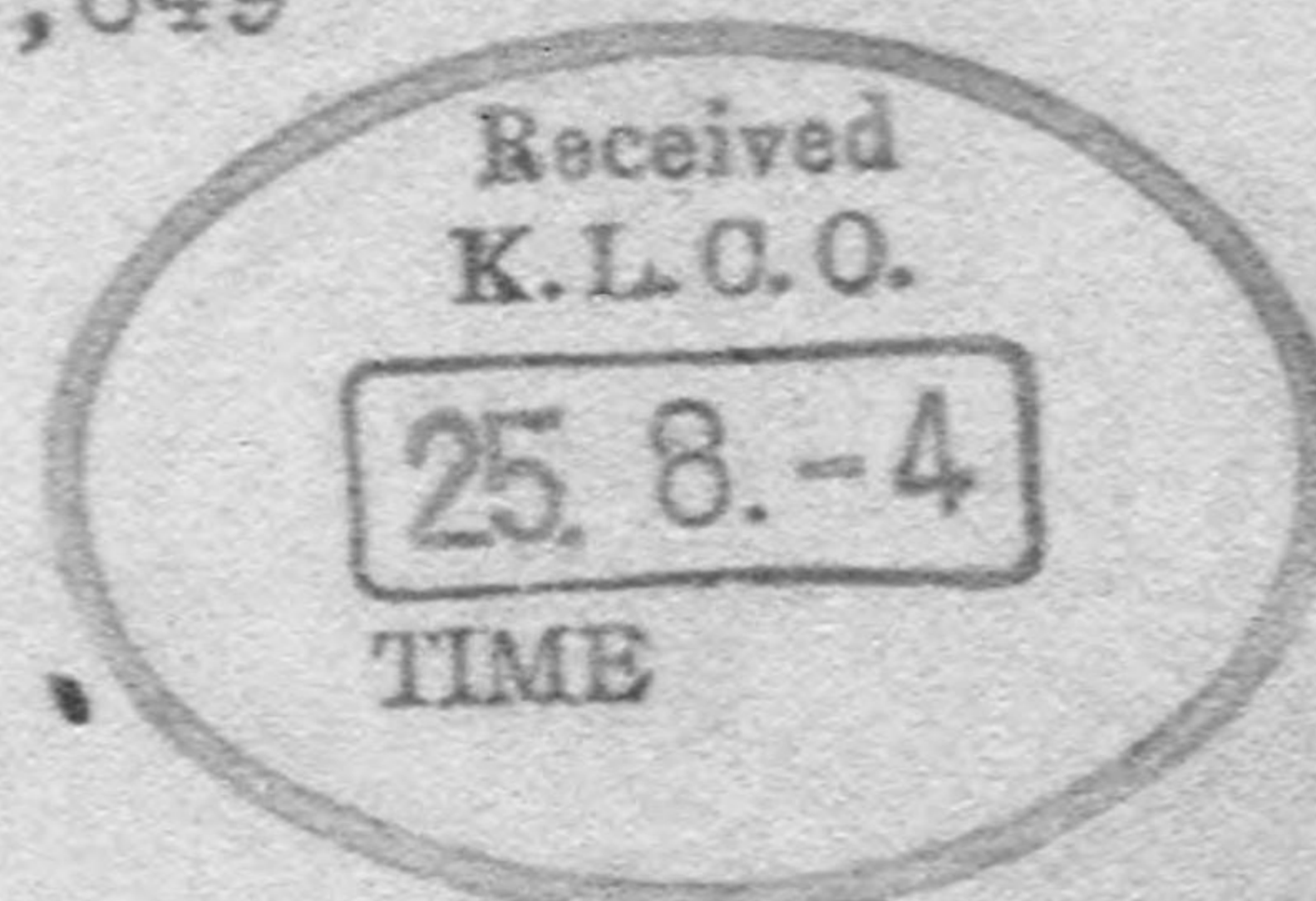
3. Balance on hand in the prefecture:

<u>Items</u>	<u>Amount</u>
Rice	5,222,415
Sweet-potato and potato.	901,337
Cereals	606,979
Beans.	4,045
<u>Total</u>	<u>6,734,776</u>

4. Amount of imported food allocated: 279,000

5. Amount of imported food distributed: 28,759

6. Amount of imported food on hand. 230,649



7. Amount of staple food released to processors for what distribution plan: 139,089

The amount above shown was distributed for making candy for babies.

8. Amount of staple food distributed as extra rations to workers: 611,000

*F. Takagi*

FUJIO TAKAGI  
Chief of Foodstuff Sec.,  
Ibaraki Pref. Gov't.

I.L.O. NO. 379FOODSTUFF SECTION  
IBARAKI PREFECTURAL GOVERNMENT

July 3, 1950.

SUBJECT: Monthly Report on staple food distribution  
for June.

TO : Chief of Kanto Civil Affairs Region.

Attn: Chief of Distribution and Enforcement  
Division, Economic Section.

We hereby report you on the staple food distribution for June as follows:

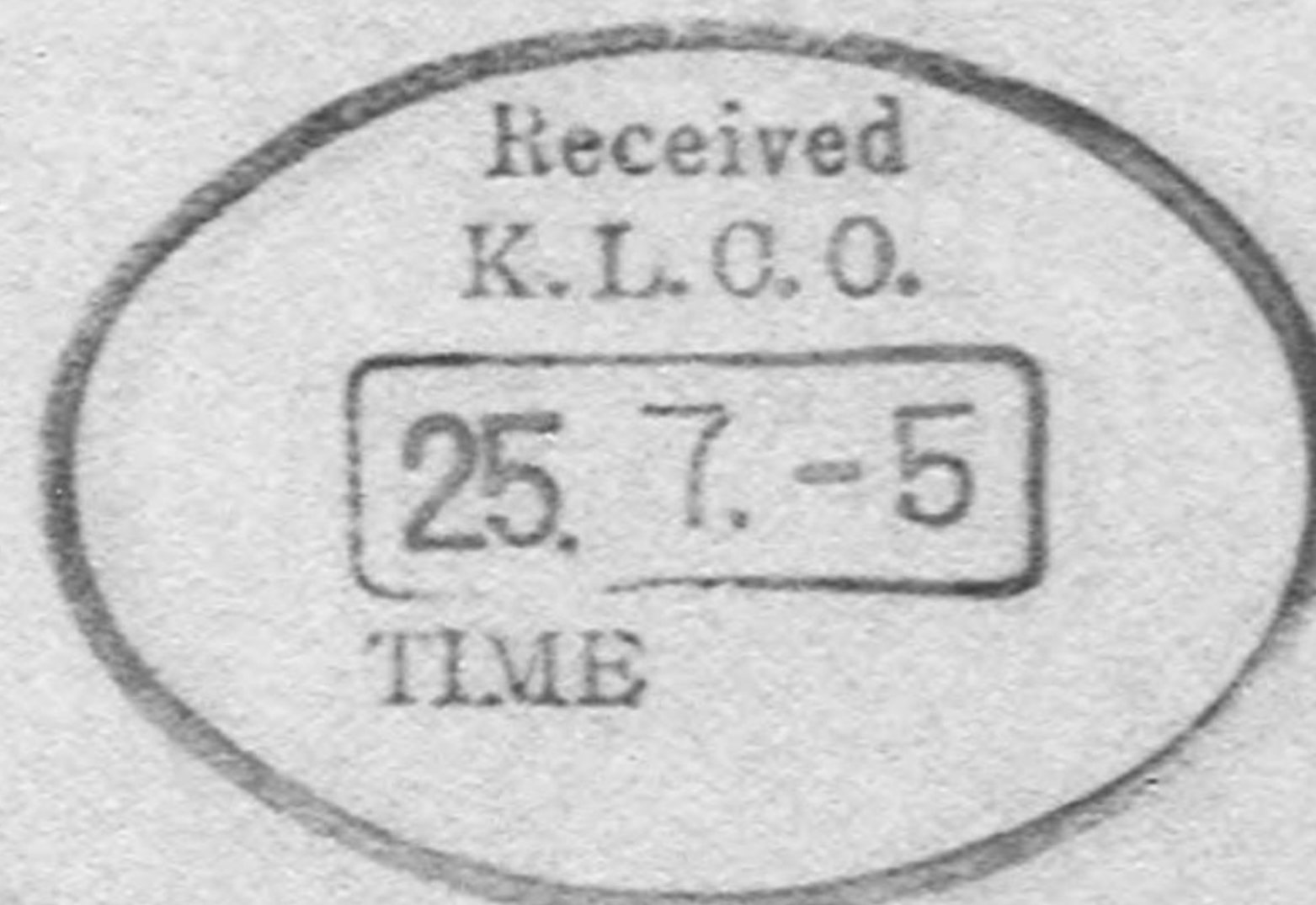
1. Amounts of central government allocation: 13,439,000

2. Amounts distributed:

<u>Items</u>	<u>Amount</u>
Rice.	7,082,991
Sweet-potato, processing potato and potato.	618
Cereals.	3,980,474
Beans.	4,256
<u>Total.</u>	<u>11,068,339</u>
Amount distributed per capita per day.	376 g.

3. Balance on hand in the prefecture:

<u>Items</u>	<u>Amount</u>
Rice.	6,528,035
Sweet-potato and potato.	918,415
Cereals	1,844,682
Beans.	8,918
<u>Total.</u>	<u>9,300,050</u>



4. Amount of imported food allocated: 117,000
5. Amount of imported food distributed: 27,196
6. Amount of imported food on hand: 68,871
7. Amount of staple food released to processors for what distribution plan: 8,214
8. The amount above shown was distributed for making candy for babies.
8. Amount of staple food distributed as extra rations to workers: 754,072

*F. Takagi*

FUJIO TAKAGI  
Chief of Foodstuff Sect.,  
Ibaraki Prefectural Gov't.

:AU

I.L.O. No. 248

FOODSTUFFS SECTION  
IBARAKI PREFECTURAL GOVERNMENT

June. 1, 1950.

SUBJECT: Monthly Report on staple food distribution for May.

TO : Chief of Kanto Civil Affairs Region.  
Attn: Chief of Distribution and Enforcement Division, Economic Section.

We hereby report you on the staple food distribution for May as follows:

- 1. Amounts of central government allocation: 13,019,6000
- 2. Amounts distributed:


<u>Items</u>	<u>Amount</u>
Rice.	8,123,714
Sweet-potato, processing potato and potato.	3,199
Cereals.	2,906,424
Beans.	1,422
Total.	11,034,759

Amount distributed per capita per day. 383 g.

- 3. Balance on hand in the prefecture:

<u>Items</u>	<u>Amount</u>
Rice.	4,182,704
Sweet-potato and potato.	919,724
Cereals.	3,294,809
Beans.	12,985
Total.	8,410,222

- 4. Amount of imported food allocated: 119,400





5. Amount of imported food distributed:

65,017

6. Amount of imported food on hand:

54,249

7. Amount of staple food released 4,293  
to processors for what distribu-  
tion plan:

The amount above shown was distributed  
for making candy for babies.

8. Amount of staple food distributed  
as extra rations to workers:

739,394

*FUJIO Takagi*

---

FUJIO TAKAGI  
Chief of Foodstuff Sect.,  
Ibaraki Pref., Gov't.

I.L.O. No. 130FOODSTUFFS SECTION  
IBARAKI PREFECTURAL GOVERNMENT

May. 2, 1950.

SUBJECT: Monthly report on staple food distribution.  
 TO : Chief of Kanto Civil Affairs Region.  
 Attn: Chief of Distribution and  
 Enforcement Division, Economic Section.

We hereby report you on the staple food  
 distribution for April as follows:

1. Amounts of central government allocation: 11,613,873

2. Amounts distributed:

<u>Items:</u>	<u>Amounts:</u>
Rice.	6,707,254
Sweet-potato, proce- sing potato and potato.	14,200
Cereals.	2,257,073
Beans	10,060
Amount distributed per capita per day.	0,289

3. Balance on hand in the prefecture:

<u>Items:</u>	<u>Amounts:</u>
Rice	4,749,056
Sweet-potato and potato	1,176,724
Cereals	4,177,260
Beans	6,728

4. Amount of imported food allocated: -

5. Amount of imported food distributed: 3,853

- 6. Amount of imported food on hand: -
- 7. Amount of staple food released to processors for what distribution plan: 6,111

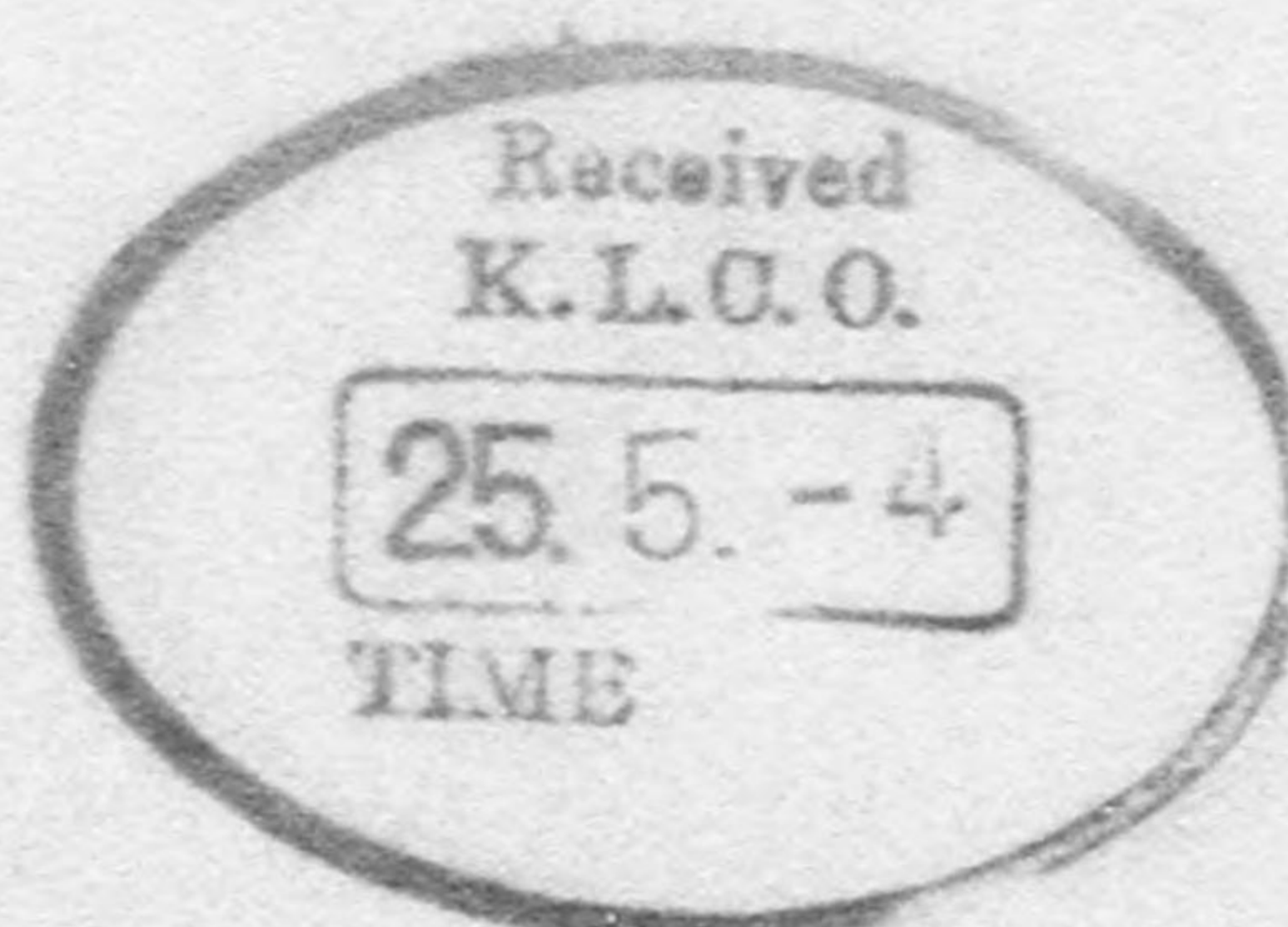
The amount above shown was distributed for making candy for babies.

- 8. Amount of staple food distributed as extra rations to workers: 703,956

*Fujio Takagi*

FUJIO TAKAGI  
Chief of Foodstuff Sect.,  
Ibaraki Pref., Gov't.

NI:WH



I.L.O NO. 6

FOODSTUFF SECTION  
IBARAKI PREFECTURAL GOVERNMENT

April 3, 1950.

SUBJECT: Monthly report on staple food  
distribution.

TO : Chief of Kanto Civil Affairs Region.

Atten: Chief of Distribution and Enforcement  
Division, Economic Section.We hereby report you on the staple food distribution  
for March as follows:

1. Amounts of central government  
allocation : 12,177,000
2. Amounts distributed ;

<u>Items:</u>	<u>Amount:</u>
Rice	6,891,817
Sweet potato	.48
Barley:	1,373,205
Irish potato	6,484
Processed potato	48,873
Beans:	7,493
Cereals:	34,581
Imported foodstuff:	210,018
Total	8,572,519

Note: The above included estimation of the distribution  
for the later part of the month in addition to  
actual quantities distributed in upper and middle  
parts of the month.

3. Balance on hand in the prefecture:

<u>Items:</u>	<u>Amount:</u>
Rice:	5,005,690
Barley	940,412
Sweet potato	4,796
Irish potato	15,634
Processed potato	1,203,799
Beans	17,623
Cereals:	500,158
Imported foodstuff:	151,774
Total	7,839,886

Note: Quantities brought forward from February, 9,848,328+  
 purchased quantities of this month, 6,564,077 -  
 Distributed quantities in this month, 8,572,519. =  
 7,839,886.

4. Amount of imported food allocated: 0

5. Amount of imported food distributed:

Wheat (Hira-mugi) 827

Wheat flour 209,191

Total 210,018

6. Amount of imported food on hand:

Wheat flour 151,774

Total 151,774

7. Note: Quantities brought forward from February, 361,792 -  
 Distributed quantities in this month, 210,018 =  
 151,774.

7. Amount of staple food released to processors for  
 what distribution plan:

223,261

Note: The release was made to them for making bread,  
 "Tamamen" and "Tamasoba" (vermicelli) by the  
 Food Public Organization.

8. Amount of staple food distributed as extra  
 rations to workers:

667,129

Note: The figure above mentioned is the amounts distri-  
 buted as additional distribution for laborer.


:FI

*F. Takagi*

FUJIO TAKAGI  
 Chief of Foodstuffs Sec.,  
 Ibaraki Pref. Govt.

ILO. NO. 2501

FOODSTUFFS SECTION  
IBARAKI PREFECTURAL GOVERNMENT



MARCH 3, 1950.

SUBJECT: Monthly report on staple food distribution.

TO : Chief of Kanto Civil Affairs Region.  
Atten: Chief of Distribution and Enforcement  
Division, Economic Section.

We hereby report you on the staple food distribution for February as follows:

- 1. Amounts of central government allocation: 8,950,430
- 2. Amounts distributed: 7,866,211.

<u>Items:</u>	<u>Amount:</u>
Rice	4,969,322
Sweet-potato and potato	66,439
Barley	1,921,003
Beans	5,248
Cereals	73,267

Figures are actual amount distributed for the first and second ten days plus estimated amount for the third ten days.

- 3. Balance on hand in the prefecture: 9,568,408

<u>Items:</u>	<u>Amount:</u>
Rice	4,969,322
Barley	2,643,214
Sweet-potato and potato	1,248,791
Beans	25,081
Cereals	682,000

(Transferred amount of Jan. 11,724,281 + released amount of Feb. 5,710,338) - amount of distribution for Feb. 7,866,211 = 9,568,408

- 4. Amount of imported food allocated: 4,092
- 5. Amount of imported food distributed: 93,136
- 6. Amount of imported food on hand: 296,669

Transferred amount of Jan. 385,713 + released amount of Feb. 4,092) = amount of distribution for Feb. 93,136 = 296,669

7. Amount of staple food released to processors 38,017  
for what distribution plan:

Used for bread and noodle released by the corporation.

8. Amount of staple food distributed as extra rations  
to workers: 405,160

This figure involves numbers of all kinds of  
additional distribution.

:FI

*F. Takagi*

FUJIO TAKAGI  
Chief of Foodstuff Sect.,  
Ibaraki Pref. Govt.

775013

ILO No. 2,418

605

FOODSTUFF SECTION  
IBARAKI PREFECTURAL GOVERNMENT

Feb. 20, 1950

Handwritten initials

SUBJECT: Monthly report on staple food distribution.

TO : Kanto Civil Affairs Region.

ATTN. : Chief of Distribution and Enforcement Division, Economic Section.

PCR

We hereby report you on the staple food distribution for January as follows:

Handwritten notes: 29日, 151, 84

- 1. Amounts of central government allocation: 10,930,000
- 2. Amounts distributed: 8,025,693


Items:	Amount:
米 (Rice)	6,117,621
麦類 (大麦, 小麦) (Sweet-potato and potato)	39,100
粉類 (小麦粉) (Cereals)	47,797
豆類 (豆) (Beans)	1,816,994
	4,181
A day's ration per capita: 380.5g.	

3. Balance on hand in the prefecture: 11,724,281

Handwritten notes: 倉持片, 常給課

Items.	Amount:
Rice	5,550,056
Sweet potato and potato	1,315,370
Sereals	697,667

Handwritten notes on the left margin





Barley: 4,130,999  
Beans: 30,329

4. Amount of imported food allocated: 444,136  
5. Amount of imported food distributed: 101,060  
6. Amount of imported food on hand: 385,713  
7. Amount of staple food released to processors for what distribution plan: 303,165  
8. Amount of staple food distributed as extra rations to workers: 503,880


## Remarks:

1. Unit: Kg. (in brown rice)
2. Any of the above figures are actual ones.

HK:HY.

*F. Takagi*

HUJIO TAKAGI

Chief of Foodstuff Sect.,  
Ibaraki Pref. Gov't.

I.L.O. NO. 10

FOOD-STUFF SECTION  
IBARAKI PREFECTURAL GOVERNMENT

Feb. 8, 1950.

SUBJECT: Monthly report on staple food distribution.

TO : Chief of Kanto Civil Affairs Region.

Atten: Distribution and Enforcement  
Division Economic Section.

Unit: Kg in unpolished rice.

## 1. Amounts of central government allocation.

Consumer's household.	Producer's household.	Others.	Total.
10,885,000	1,240,000	915,000	13,040,000

## 2. Amounts distributed (Kg and days ration per capita)

Rice.	Wheat.	Potatoes.
8,699,790	3,200,099	411,857
Beans.	Cereals.	Total.
9,357	94,404	12,415,507

Days ration per capita.

Producer's household.      Consumer's household.

354 g.

461 g.

## 3. Balances on hand in prefectures.

Rice.	Wheat.	Potatoes.
4,260,890	3,700,180	1,364,005
Beans.	Cereals.	Total.
29,911	747,927	10,102,913

4. Amounts of imported food allocated.

    Rice. 150,000

5. Amounts of imported food distributed.

    Rice. 139,120.

6. Amounts of imported food on hand.

    Rice. 15,353.

7. Amounts of staple food released to processors for what distribution plan.

Rice.	Wheat.	Potatoes.
	275,346	15,765
beans.	Cereals.	Total.
	8,436	299,547

8. Amounts of staple food distributed as extra rations to workers.

Rice.	Wheat.	Potatoes.
553,683	313,150	13,262
Beans.	Cereals.	Total.
1,835	10,937	892,867

*F. Takagi*

FUJIO TAKAGI  
 Chief of food-stuff Section,  
 Ibaraki Prefectural Government.

*Ma Jones*

KANTO LIAISON & COORDINATION OFFICE  
Japanese Government

15 December 1949

KLO No. 144

TO : Chief, Kanto Civil Affairs Region  
FROM : Kanto Liaison & Coordination Office  
SUBJECT : Report on Stock of Major Foodstuff

Submitted herewith is a report of Ibaragi Prefecture on current stock of major foodstuff in government possession, dated 10 Dec. (File No. 2193)

KANTO  
Liaison & Coordination Office



*N. Imajo* *fd* Director  
I. Kawasaki

(S. Saiga, officer in charge)

Incl: As indicated.

*May be continued as monthly report showing only the total without breakdown.*



I.L.O. 2,193

FOODSTUFF SECTION  
IB ARAKI PREFECTURAL GOVERNMENT

Dec. 10, 1949.

SUBJECT: Report on government holding main  
staple foods in stock.

TO : Chief of Natural Resource Division,  
Economic Section, Kanto Civil Affairs Region.

As to the above subject at the end of Nov. 1949  
we wish to submit you a report as per attached sheets.

NI:TK

*For the chief:*

*Kamoshita*

FUJIO TAKAGI  
Chief of Foodstuff Sect.,  
Ibaraki Prefectural Government.



CURRENT STOCK OF MAJOR FOODSTUFF IN GOVERNMENT POSSESSION  
(Nov. 30, 1949)Rice  
(included polished rice)

City and county	Foodstuff	Stock at the end of Oct.		Receipt		Delivery		Balance at the end of Nov.	
		Bales	Kan	Bales	Kan	Bales	Kan	Bales	Kan
Mito									
Mitachi		66	1,056					66	1,056
Tsuchiura		90	1,440					90	1,440
Higashi-Ibaraki		1,338	21,408	13,802	220,832	11,614	185,824	3,526	56,416
Nishi-Ibaraki		373	5,968	3,160	50,560	1,678	26,848	1,855	29,680
Naka				2,762	44,192	1,977	31,632	785	12,560
Kuji		1,478	23,648	3,589	57,424	901	14,416	4,166	66,656
Taga		85	1,360	457	7,312	247	3,952	295	4,720
Kashima		364	5,824	17,619	281,904	12,885	206,160	5,098	81,568
Namegata				25,382	406,112	15,679	250,864	9,703	155,248
Inashiki				51,927	830,832	38,479	615,664	13,448	215,168
Niihari		999	15,984	5,498	87,968	1,628	26,048	4,869	77,904
Tsukuba				18,266	292,256	2,540	40,640	15,726	251,616
Makabe				12,982	207,712	5,703	91,248	7,279	116,464
Yuki		1,616	25,856	14,731	235,696	5,004	80,064	11,343	181,488
Sashima		1,399	22,384	11,321	181,136	3,882	62,112	8,838	141,408
Kitasoma				19,144	306,304	15,745	251,920	3,399	54,384
Total		7,808	124,928	200,640	3,210,240	117,962	1,887,392	90,486	1,447,776

CURRENT STOCK OF MAJOR FOODSTUFF IN GOVERNMENT POSSESSION  
(Nov. 30, 1949)

City and county	Foodstuff	Stock at the end of Oct.		Receipt		Delivery		Balance at the end of Nov.	
		Bales	Kan	Bales	Kan	Bales	Kan	Bales	Kan
Paddy									
Mito		21	252					21	252
Hitachi									
Tsuchiura		39	468					39	468
Higashi-Ibaraki		352	4,224					352	4,224
Nishi-Ibaraki									
Naka		1,426	17,112					1,426	17,112
Kuji									
Taga		24	288					24	288
Kashima		154	1,848					154	1,848
Hamagata									
Inashiki		13	156					13	156
Nihari									
Tsukuba									
Yuki		6	72					6	72
Sashima		43	516					43	516
Makabe									
Kitasoma									
Total		2,078	24,936					2,078	24,936

CURRENT STOCK OF MAJOR FOODSTUFF IN GOVERNMENT POSSESSION  
(Nov. 30, 1949)

## Barley

Foodstuff City and county	Stock at the end of Oct.		Receipt		Delivery		Balance at the end of Nov.	
	Bales	kan	Bales	kan	Bales	kan	Bales	kan
Mito	1,011	14,154	18	252			1,029	14,406
Hitachi	186	2,604	28	392			214	2,996
Tsuchiura	476	6,664					476	6,664
Higashi-Ibaraki	7,607	106,498	1,109	15,526			8,716	122,024
Nishi-Ibaraki	3,062	42,868	497	6,958			3,559	49,826
Naka	5,907	82,698	1,447	20,258			7,354	102,956
Kuji	7,422	103,908	972	13,608	6	84	8,388	117,432
Taga	1,336	18,704	337	4,718			1,673	23,422
Kashima	4,633	64,862	989	13,846			5,622	78,708
Namegata	3,258	45,612	434	6,076			3,692	51,688
Inashiki	3,003	42,042	1,337	18,718			4,340	60,760
Niihari	3,762	52,668	1,593	22,302	1	14	5,354	74,956
Tsukuba	4,156	58,184	1,739	24,346			5,895	82,530
Hakabe	6,654	93,156	890	12,460			7,544	105,616
Yuki	7,145	100,030	1,476	20,664			8,621	120,694
Sashima	2,470	34,580	3,464	48,496	4	56	5,930	83,020
Kitasoma	1,613	22,582	796	11,144			2,409	33,726
<b>Total</b>	<b>63,701</b>	<b>891,814</b>	<b>17,126</b>	<b>239,764</b>	<b>11</b>	<b>154</b>	<b>80,816</b>	<b>1,131,424</b>



CURRENT STOCK MAJOR FOODSTUFF IN GOVERNMENT POSSESSION  
(Nov. 30, 1949)

Wheat

City and country	Foodstuff		Stock at the end of Oct.		Receipt		Delivery		Balance at the end of Nov.	
	Bales	Kan	Bales	Kna	Bales	Kna	Bales	Kna	Bales	Kan
Mito	2,325	37,200	37	592					2,362	37,792
Hitachi	29	464	48	768					77	1,234 <sup>2</sup>
Tsuchiura	620	9,920	20 <sup>5</sup>	4,560					905	14,480
Migashi-Ibaraki	23,912	382,592	3,173	50,768	9,138	146,208	17,947	287,152		
Nishi-Ibaraki	5,643	90,288	1,514	24,224	3,786	60,576	3,371	53,936		
Naka	11,329	181,864	4,967	79,472	18	288	16,278	260,448		
Kuji	5,772	92,352	1,773	28,368	1	16	7,544	120,704		
Taga	315	5,040	325	5,200			640	10,240		
Kashima	24,013	308,208	3,618	58,848			27,691	443,056		
Namegata	8,688	139,008	1,155	18,480	272	4,352	9,571	153,136		
Inashiki	5,258	84,128	2,802	46,112	2	32	8,138	130,208		
Niibari	17,347	277,552	2,506	40,096	3,689	59,024	16,164	258,624		
Teukuba	8,855	141,680	3,863	61,808	9,204	147,284	3,514	56,224		
Kakabe	2,231	35,696	1,457	23,312	3,213	51,408	475	7,600		
Yuki	2,113	33,808	1,651	26,416	2,282	36,512	1,482	23,712		
Utsunomiya	4,260	68,160	5,222	83,552	7,430	118,880	2,052	32,832		
Kitasoma	10,069	161,104	2,157	34,512	8,971	143,536	3,255	52,080		
Total	132,779	2,124,464	36,693	587,088	48,006	768,096	121,466	1,943,456		

CURRENT STOCK OF MAJOR FOODSTUFF IN GOVERNMENT POSSESSION  
(Nov. 30, 1949)

Rye

City and county	Foodstuff		Stock at the end of Oct.		Receipt		Delivery		Balance at the end of Nov.	
	Bales	kan	Bales	kan	Bales	kan	Bales	kan	Bales	kan
Mito	23	368	12	192			23	368		
Hitachi	144	2,304	12	192			156	2,496		
Tsuchiura	126	2,016	2	32			128	2,048		
Higashi-Ibaraki	566	9,056	30	480			596	9,536		
Nishi-Ibaraki	309	4,944	16	256			325	5,200		
Naka	1,194	19,104	70	1,120	181	2,896	1,083	17,328		
Kuji	3,528	56,448	9	144	9	144	3,528	56,448		
Taga	2,025	32,400	3	48			2,028	32,448		
Kashima	172	2,752	23	368			195	3,120		
Namegata	177	2,832	23	368			200	3,200		
Inashiki	325	5,200	15	240			340	5,440		
Niihari	679	10,864	14	224			693	11,088		
Tsukuba	328	5,248					328	5,248		
Makabe	1,190	19,040					1,190	19,040		
Yuki	747	11,952	1	16			748	11,968		
Sashima	483	7,728	11	176			494	7,904		
Kitasoma	52	832					52	832		
Total	12,068	193,088	229	3,664	190	3,040	12,107	193,712		

*in Jones*

KANTO LIAISON & COORDINATION OFFICE  
Japanese Government

KLO No. 92

12 December 1949

TO : Chief, Kanto Civil Affairs Region

FROM : Kanto Liaison & Coordination Office

SUBJECT : Report on Shipment of Marine Products

Submitted herewith is subject report for November received from the Ibaragi Prefectural Government.



KANTO  
Liaison & Coordination Office

*I. Kawasaki* Director  
I. Kawasaki

Incl: As indicated.

*May be continued as monthly report showing only shipments in Kanto Region and shipments to other prefectures included under "Others"*



MARINE PRODUCTS SECT.  
IBARAKI PREFECTURAL GOVERNMENT

Dec. 8, 1949.

SUBJECT: Report on fresh and processed  
marine products actually shipped  
during November, 1949.

TO : Chief of Kanto  
Civil Affairs Region.

As to the above subject we  
hereby wish to submit you a report as  
attached sheets.

*Takeo Miyauchi*

TAKEO MIYAUCHI

Chief of Marine Products Sect.,  
Ibaraki Prefectural Government.

Processed marine products actually shipped during November.  
Ibaraki Prefecture. (Unit kan)

Destination of shipment Landing Fishing port.	Tokyo	Tochigi	Saitama	Gifu		In this Prefec- ture.	Total			
	Nagoya	Gunma	Yamanashi	Coal Mine						
Otsu	617	148	158	337	25	292	165	137	1,879	
Hirakata									0	
Toyoura									0	
Ose									0	
Kuji	388							499	887	
Isozaki									0	
Hiraiso									0	
Minato									0	
Isohama									0	
Hasaki									0	
Daido									0	
<b>Total</b>	617	388	148	158	337	25	292	165	636	2,766

Fresh marine products shipped in November.

Ibaraki Prefecture.

(Unit Kan)

Destination of shipment.	Tokyo	Yokohama	Nagoya	Kobe	Osaka	Kyoto	Tochigi	Gunma	Saitama	Yamanashi
Landing fishing port.										
Hirakata	4,809					18	358	28		
Otsu	1,311				7,000	193	22	600		
Toyoura										
Kuji	5,569	3,202					100	1,082		
Ose										
Isozaki		1,652					1,718	3,360		
Hiraiso	11,583	2,909	5,572	920		148	4,420	11,143	21,385	4,885
Minato	3,369	8,789	11,306	4,414	2,104	128	2,163	20,044	26,488	10,610
Isohama	1,810	320				1,375		5,990		
Hasaki	397									
Daido										
Total	28,848	16,872	16,878	5,334	2,104	7,276	9,169	33,445	58,933	15,495

- Remarks:
1. Fishery Experimental Station.
  2. Juvenile prison.
  3. Consumers' association of the Prefectural Government employee.

an)

	Saitama	Yamanashi	Gifu	Nagano	Shizuoka	Nara	Mie	Chiba	Hiroshima	Fukui
28										
600		3,470			1,675					
1,082										
3,360				1,337				5,520	156	2,820
21,385	4,885	8,392	1,480			960	3,008	2,275		
26,488	10,610	7,212	20,242		4,650	4,200	33,629	2,461		
5,990		2,200				1,600	3,465			923
58,933	15,495	21,274	23,059		1,675	4,650	6,760	45,622	14,892	3,743

Fukui	Hyogo	Okayama	Aichi	Others	Frozen bait materials	Frozen materials	Other shipped to the places within this pref. (see the remarks)	Materials for processing
2,820	84		94			885		3,187
					720			
				15,273	9,968			
					12,048		1,120	407
923		480	3,954		800			
3,743	84	480	4,048	15,273	23,536	885	1,120	3,594

2



Shipped to places in this prefecture (see the remarks)	Materials for processing	Fertilizer	Shipped to places within this prefecture	Total
			11,161	16,374
			8,123	22,394
				0
				0
	3,187		14,120	31,359
			6,691	20,998
		12,992	71,210	188,523
120	407		71,598	247,982
			10,286	33,203
			4,164	4,561
120	3,594	12,992	197,353	565,394

## 1) Ibaraki Foodstuff Office, Agriculture Ministry.

Telephone No.: Mito-457,848.

<u>Post</u>	<u>Name</u>
Chief of Office	Tameo Tanaka
Chief of General affairs Sect.	Tatsu Kikuta
Chief of accounting Sect.	Kunio Hannuki
Chief of Business Dep't.	Hagime Nomoto
Chief of Business Sect.	Hidetoshi Ohara
Chief of Treasury Sect.	Haruhisa Ono
Chief of Processing Sect.	Gohei Iiai
Chief of Potatoes Sect.	Teinosuke Nakamura
Chief of Inspection Dep't.	Tadashi Kobayashi
Chief of Inspection Sect.	Akira Ogawara
Chief of Investigation Sect.	Torao Mamiya

2) Ibaraki Prefectural Branch Office,  
Foodstuff Distribution Corporation.

Telephone No.: 760(2)

Chief of Office	Yuji Yoshida
Chief of General affairs Dep't.	Saburo Takada
Chief of General affairs Sect.	Shozo Hasegawa
Chief of Personnel Sect.	Kyohei Hiyama
Chief of Examination Sect.	Minoru Kawai
Chief of Planning Room	Ichiro Kawarai
Chief of Accounting Dep't.	Teinosuke Akasu
Chief of accountants' Sect.	Kyuki Ishida
Chief of Accounting Sect.	Yozo Kikuchi
Chief of Equipment Sect.	Chusuke Motohashi
Chief of Business Dep't.	Toshio Ebata
Chief of Investigation Sect.	Eiichi Iida
Chief of First Sect.	Ichiro Kurihara

Chief of Second Sect. Takeshi Shibata  
 Chief of Transportation Sect. Ichiro Ohama  
 Chief of Processing & By- Tsuneichi Ishii  
 production Sect.

3) Ibaraki Pref. Branch, Fertilizer Distribution Corporation.

Telephone No.: Mito-589.

Chief of Office Shigeru Mashiko  
 Chief of General affairs Sect. Shimanosuke Tobita  
 Chief of Business Sect. Yoshio Kashima

4) Chief of Foodstuff Section, Ibaraki Pref. Gov't.

Telephone No.: Kencho  
 (Mito-40)-16,79,106  
 Police Tel.: 101.

Name Fajio Takagi

5) Chief of Ibaraki Police Commander of National Rural Police.

Telephone No.: Kencho  
 (Mito-40)-5  
 Police tel.: -5

6) Chiefs of Municipal Police stations.

Mito City	Tel. Mito-68	Tetsuya Sugiyama
Tsuchiura City	Tel. Tsuchiura-797	Tanzo Uetake
Hitachi City	Tel. Hitachi-3	Jyosei Aoki
Taga-machi	Tel. Taga-68	Kiyoshi Hiruta
Koga-machi	Tel. Koga-61	Motoichi Horikoshi
Ishioka-machi	Tel. Ishioka-37	Ryunosuke Nagase
Katsuta-machi	Tel. Katsuta-43	Hiromasa Ohnuki
Yuki-machi	Tel: Yuki-22	Hiroji Someya
Nakaminato-machi	" Nakami-nato-330	Shigezo Kogusuri
Shimodate-machi	" Shimodate-57	Isamu Shiba
Takahagi-machi	" Takahagi-160	Kenji Ohtomo
Isahaya-machi	" Isahaya-7	Misao Ozawa

Hazaki-machi	Tel. Hazaki-9	Ikuji Amagaya
Ryugasaki-machi	" Ryugasaki-148	Hideo Kuramochi
Kasama-machi	" Kasama-151	Hiroshi Wataniki
Iwase-machi	" Iwase-46	Tadashi Wataru
Ota-machi	" Ota-456	Shigeru Uno
Shimozuma-machi	" Shimozuma-42	Tsuneo Ikenobe
Kuji-machi	" Kujihama-152	Akira Hukushima
Hiraiso-machi	" Hiraiso-39	Hajime Tokushuku
Makabe-machi	" Makabe-42	Chushiro Katsunuma
Mizukaido-machi	" Mizukaido-269	Toranejyu Iimura
Shishido-machi	" Shishido-39	Tsunenosuke Nemoto
Toride-machi	" Toride-155	Yukio Onuki
Iwama-machi	" Iwama-7	Takeshi Utagawa
Daigo-machi	" Daigo-154	Osamu Watanabe
Ishige-machi	" Ishige-25	Tomekichi Fujita
Sakai-machi	" Sakai-33	Yuzaburo Nomura
Itako-machi	" Itako-55	Shichirobei Seki
Makabe-machi	" Yatabe, Tsukuba-18	Mutsusuke Hakamatsuka
Ogawa-machi	" Ogawa-6	Suekichi Amagaya
Iwai-machi	" Iwai-53	Numachika Kuge
Otsu-machi	" Otsu-179	Nobu Onose
Hokoda-machi	" Hokoda-170	Tobei Ogawa
Hojyo-machi	" Jojyo-4	Asao Tomida
Aso-machi	" Aso-16	Seiji Kimura
Yamagata-machi	" Yamagata-25	Tameichiro Ito
Ishitsuka-machi	None	Kinji Komuro
Omiya-machi	" Omiya-104	Kamekichi Kurosawa
Sugaya-machi	" Sugaya-34	Sute Tadokoro
Kakioka -machi	" Kakioka-29	Shizu Shiina
Onuki-machi	" Isohama-205	Muneshige Kobayashi