

Reference

NBS
Publi-
cations

American National Standard

for optical character recognition (OCR) character positioning

Adopted for Use by
the Federal Government



FIPS PUB 89
See Notice on Inside
Front Cover

ANSI X3.93M-1981



american national standards institute, inc.
1430 broadway, new york, new york 10018

American National Standard

An American National Standard implies a consensus of those substantially concerned with its scope and provisions. An American National Standard is intended as a guide to aid the manufacturer, the consumer, and the general public. The existence of an American National Standard does not in any respect preclude anyone, whether he has approved the standard or not, from manufacturing, marketing, purchasing, or using products, processes, or procedures not conforming to the standard. American National Standards are subject to periodic review and users are cautioned to obtain the latest editions.

CAUTION NOTICE: This American National Standard may be revised or withdrawn at any time. The procedures of the American National Standards Institute require that action be taken to reaffirm, revise, or withdraw this standard no later than five years from the date of publication. Purchasers of American National Standards may receive current information on all standards by calling or writing the American National Standards Institute.

This standard has been adopted for Federal Government use.

Details concerning its use within the Federal Government are contained in FIPS PUB 89, Optical Character Recognition (OCR) Character Positioning. For a complete list of the publications available in the Federal Information Processing Standards Series, write to the Standards Administration Office, Institute for Computer Sciences and Technology, National Bureau of Standards, Washington, D.C. 20234.

Published by

**American National Standards Institute
1430 Broadway, New York, New York 10018**

Copyright © 1981 by American National Standards Institute, Inc
All rights reserved.

No part of this publication may be reproduced in any form,
in an electronic retrieval system or otherwise, without
the prior written permission of the publisher.

Printed in the United States of America

A5M981/450

Remove this tab before mailing

Remove this tab before mailing

()

**American National Standard
for Optical Character Recognition (OCR)
Character Positioning**

Secretariat

Computer and Business Equipment Manufacturers Association

Approved May 29, 1981

American National Standards Institute, Inc

Foreword

(This Foreword is not a part of American National Standard for Optical Character Recognition (OCR) Character Positioning, ANSI X3.93M-1981.)

This standard is the result of a recognized need to have separate documents for character shapes, character positioning, print quality, inks, and paper (see Section 5 of this standard).

The material contained in this standard is taken from the text and appendix of American National Standard Character Set and Print Quality for Optical Character Recognition (OCR-A), ANSI X3.17-1977. This material was omitted from the revised edition, American National Standard Character Set for Optical Character Recognition (OCR-A), ANSI X3.17-1981, which covers character shapes and sizes only. The character positioning requirements in this standard apply to the constant stroke-width OCR-B characters specified in American National Standard Character Set for Optical Character Recognition (OCR-B), ANSI X3.49-1975, as well as the OCR-A characters.

It is recommended that machine-printed OCR fonts conform to this standard. Fonts with special character positioning requirements shall be treated on an individual basis.

Suggestions for improvement of this standard will be welcome. They should be sent to the American National Standards Institute, 1430 Broadway, New York, N.Y. 10018.

This standard was processed and approved for submittal to ANSI by American National Standards Committee on Information Processing, X3. Committee approval of the standard does not necessarily imply that all committee members voted for its approval. At the time it approved this standard, the X3 Committee had the following members:

John F. Auwaerter, Chairman
J. P. Ancona, Vice-Chairman
John A. N. Lee, Vice-Chairman
Catherine A. Kachurik, Administrative Secretary

<i>Organization Represented</i>	<i>Name of Representative</i>
American Bankers Association	Andrew Ernst Arthur Miller (Alt)
American Express Company	R. S. Newman Richard Hicks (Alt)
American Nuclear Society	Geraldine C. Main D. R. Vondy (Alt)
American Society for Information Science	Charles Goldstein
AMP Incorporated	Patrick E. Lannan C. Brill (Alt)
Association for Computing Machinery	John A. N. Lee Pat Skelly (Alt)
Association for Systems Management	Wallace R. McPherson, Jr Richard Irwin (Alt)
Association of American Railroads	R. A. Petrash
Association of Computer Users	Hillel Segaf Thomas Kurihara (Alt)
Burroughs Corporation	Michael J. Bedford Jerrold S. Foley (Alt)
Computer and Communications Industry Association	Norman J. Ream A. G. W. Biddle (Alt)
Control Data Corporation	Charles E. Cooper Keith Lucke (Alt)
Data General Corporation	Anthony M. Goschalk Jit Saxena (Alt)
Data Processing Management Association	Ardyn E. Dubnow Steve Jost (Alt)
A. B. Dick Company	O. Northstrum

<i>Organization Represented</i>	<i>Name of Representative</i>
Digital Equipment Computer Users Society	John R. Barr
	James Hodges (Alt)
Digital Equipment Corporation	Patricia W. White
	Howard Kaikow (Alt)
Edison Electric Institute	S. P. Shrivastava
General Services Administration	William C. Rinehuls
	Donald J. Page (Alt)
GUIDE International	Frank Kirshenbaum
	Leland Milligan (Alt)
Harris Corporation	Richard Joyce
	Ed Younker (Alt)
Hewlett-Packard	Donald C. Loughry
Honeywell Information Systems	Thomas J. McNamara
	Eric H. Clamons (Alt)
IBM Corporation	Mary Anne Gray
	William F. McClelland (Alt)
IEEE Communications Society	Thomas A. Varetoni
IEEE Computer Society	Herbert Hecht
	Robert S. Stewart (Alt)
Lawrence Berkeley Laboratory	James A. Baker
	D. F. Stevens (Alt)
Life Office Management Association	Richard E. Ricketts
	James F. Foley, Jr (Alt)
Moore Business Forms	D. H. Oddy
National Bureau of Standards	Robert E. Rountree
	James H. Burrows (Alt)
National Communications System	Marshall L. Cain
	George W. White (Alt)
National Micrographics Association	William E. Neale
	Frank Malabaraba (Alt)
National Secretaries Association	P. E. Pesce
	Helen Wright (Alt)
NCR Corporation	Thomas W. Kern
	William E. Snyder (Alt)
OCR Users Association	Herbert F. Schantz
	G. W. Wetzel
Ohio College Library Center, Inc	David Colombo
	David Penniman (Alt)
Perkin-Elmer Corporation	David Ellis
	David Saunders (Alt)
Prime Computer	Winfried Burke
	Charles Tinkey (Alt)
Printing Industries of America	Michael Nolan
	Norman Scharpf (Alt)
Recognition Equipment, Inc.	Leonard J. Nunley
	Larry E. Resch (Alt)
SHARE, Inc	Thomas B. Steel, Jr
	Daniel Schuster (Alt)
Society of Certified Data Processors	Thomas M. Kurihara
	Ardyn E. Dubnow (Alt)
Sperry Univac	Marvin W. Bass
	Charles D. Card (Alt)
Standard Register Company	F. V. Parenti
	R. R. Weeks (Alt)
Telephone Group	Robert Mercer
	S. M. Garland (Alt)
	R. M. Shaw (Alt)
3M Company	R. C. Smith
U.S. Department of Agriculture	G. Kent Godwin
U.S. Department of Defense	William LaPlant
VIM	Waldo M. Wedel
Wang Laboratories, Inc.	Carl W. Schwarcz
	Charles McComas
Xerox Corporation	John L. Wheeler
	Arthur R. Machell (Alt)

Subcommittee X3A1 on Optical Character Recognition, which developed this standard, had the following members:

G. K. Godwin, Chairman
H. F. Schantz, Vice-Chairman
C. P. Newman, Secretary

R. Aubey	J. Freymeyer	R. Mestler
T. Bagg	B. Frost	J. Miller
W. Billings	D. Gibson	R. Monell
C. Biss	R. Green	D. Newton
R. Bloss	R. Heathcoe	B. Norlund
G. Brown	E. Henrichon	D. Oddy
J. Brown	M. Hirsch	T. Pealler
M. Burris	W. Holmes	L. Richards
K. Bye	J. Hopkins	D. Rosenberg
L. Cassa	R. Ireland	J. Rosenblum
F. Cicha	T. Janning	N. Selke
B. Daniels	W. Kirkner	J. Sicard
W. Davidson	C. Knoedel	B. Smith
J. DeSautels	G. Korzeniewski	R. Smith
R. Easley	H. Kruser	P. Traglia
R. Faulkner	F. Lewandowski	N. Weiland
J. Forsythe	H. Lidkea	J. Wells
W. Foster	J. McDonnell	B. Witty
	S. McIntosh	

Technical responsibility for the development of this standard was assigned to X3A1 Working Group D on Print Quality, which had the following members:

T. Bagg, Chairman

K. Bye	J. McDonnell	D. Newton
B. Frost	R. Mestler	T. Pealler
D. Gibson	J. Miller	D. Rosenberg
R. Ireland		N. Weiland

Other persons who made technical contributions are:

H. Doefler	M. Hogan	R. Reynolds
L. Fiddler	A. Holt	P. Traglia

Contents

SECTION	PAGE
1. Scope, Purpose, and Application	6
1.1 Scope	6
1.2 Purpose	6
1.3 Application	6
2. Character Positioning	6
3. Definitions	6
3.1 Document Reference Edges	6
3.2 Printing Area	6
3.3 Clear Area	6
3.4 Margin	6
3.5 Field	6
3.6 Line Boundary	6
3.7 Character Boundary	8
3.8 Character Skew	8
3.9 Character Baseline	8
3.10 Average Baseline	9
3.11 Character-Spacing Reference Line	9
3.12 Character Spacing	9
3.13 Character Separation	9
3.14 Adjacent-Character Misalignment	9
3.15 Line-Character Misalignment	9
3.16 Line Spacing	9
3.17 Line Separation	9
4. Character Positioning Requirements	9
4.1 Reference Edge	9
4.2 Clear Area, Printing Area, and Margin	9
4.3 Character Skew	10
4.4 Character Spacing	10
4.5 Minimum Character Separation	10
4.6 Character Misalignment	10
4.7 Line Spacing	10
4.8 Line Separation	11
4.9 Summary of Character Positioning Specifications	11
5. Revision of American National Standards Referred to in This Document	11
Tables	
Table 1 Minimum Margin Requirements	11
Table 2 Character Spacing	11
Table 3 Maximum Adjacent-Character Misalignment	11
Table 4 Maximum Line-Character Misalignment	11
Table 5 Minimum Line Spacing	11
Table 6 Minimum Line Separation	11
Table 7 Summary of Character Positioning Specifications	12
Figures	
Fig. 1 Margin Definition	7
Fig. 2 Line Boundary	7
Fig. 3 Character Boundaries and Character Skew	8
Fig. 4 Line Spacing and Definition	8
Fig. 5 Character Separation and Spacing	9
Fig. 6 Character Misalignment	10

American National Standard for Optical Character Recognition (OCR) Character Positioning

1. Scope, Purpose, and Application

1.1 Scope. This standard specifies the location of OCR-A and OCR-B characters in relationship to other characters on a document or page and to reference points of the document or page.

1.2 Purpose. The purpose of this standard is to establish definitions and tolerances for the positioning of OCR-A and OCR-B characters that will ensure satisfactory optical recognition.

1.3 Application. This standard shall be used in conjunction with American National Standards for OCR character shapes and sizes (ANSI X3.17-1981 and ANSI X3.49-1975), OCR paper (ANSI X3.62-1979), and OCR inks (ANSI X3.86-1980). These standards are listed in detail in Section 5 of this standard. For most OCR systems to function reliably, each OCR character should be located and positioned so that other OCR characters or non-OCR data cannot interfere with recognition.

The values in this standard are chosen on the basis that they are reasonably obtainable. Although each parameter is independently specified, a deterioration in reader performance may occur if the limits of two or more parameters are approached simultaneously. Every effort should be made to keep well within the specified limits. It is recognized, however, that in bulk printing from any device the limits will occasionally and randomly be exceeded.

2. Character Positioning

The position of a character is as important as the shape and quality of the printed character. Character positioning specifications (format rules) are needed to ensure that each OCR character is seen by the reading device without interference from other OCR characters or from non-OCR matter. The format rules given in this

standard are the minimum requirements and may need to be supplemented by further rules for specific systems. The four general conditions that must be considered are:

- (1) The position of the character relative to the edge of the document
- (2) Character separation
- (3) Character alignment
- (4) Character skew

3. Definitions

3.1 Document Reference Edges. Document reference edges are any edges used to locate the document (see Fig. 1).

3.2 Printing Area. A printing area is a rectangle inside the clear area in which OCR characters are to be printed (see Fig. 1). The sides of this rectangle should be parallel or perpendicular to a document reference edge.

3.3 Clear Area. A clear area is the printing area extended by dimensions a , b , c , and d as shown in Fig. 1. A document may contain more than one clear area. The locations and dimensions of clear areas will be determined by individual applications and the requirements specified in 4.2.1 and 4.2.2. This does not preclude the use of nonread inks.

3.4 Margin. A margin is the perpendicular distance between any boundary of the printing area and the nearest document edge (see Fig. 1).

3.5 Field. A field is any group of characters on one or more lines defined as a unit of information. A line may comprise several fields.

3.6 Line Boundary. A line boundary is the smallest rectangle with sides parallel and perpendicular to the document reference edge and containing all the boundaries of the component characters of the line (see Fig. 2).

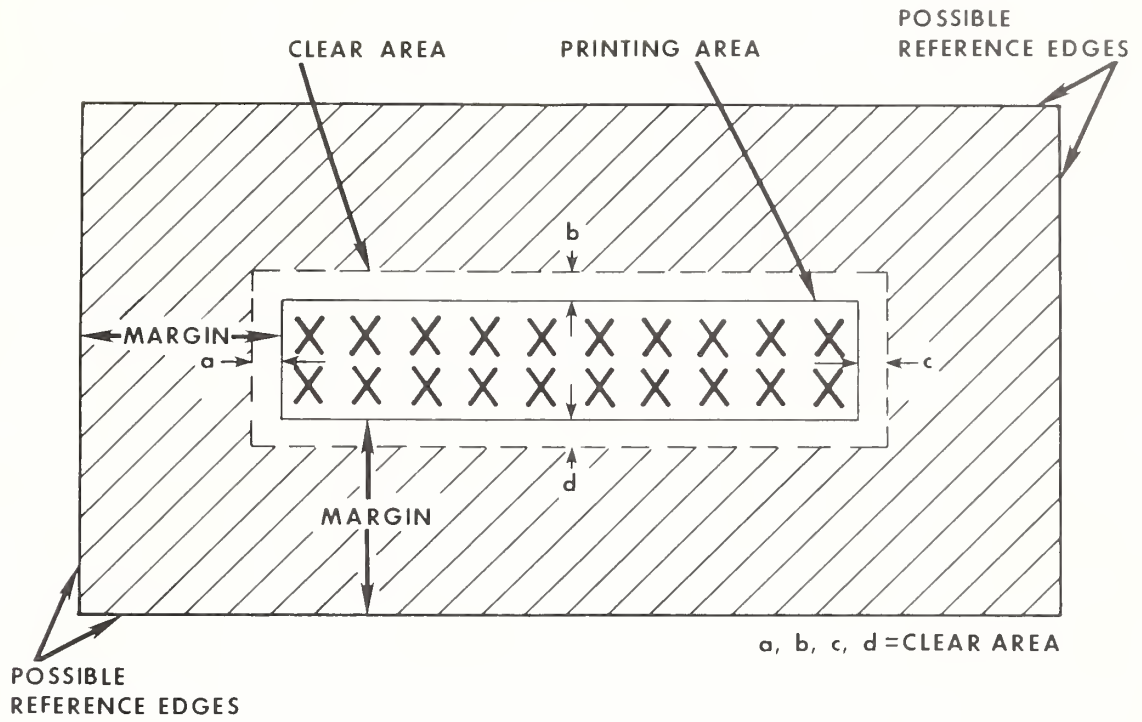


Fig. 1
Margin Definition

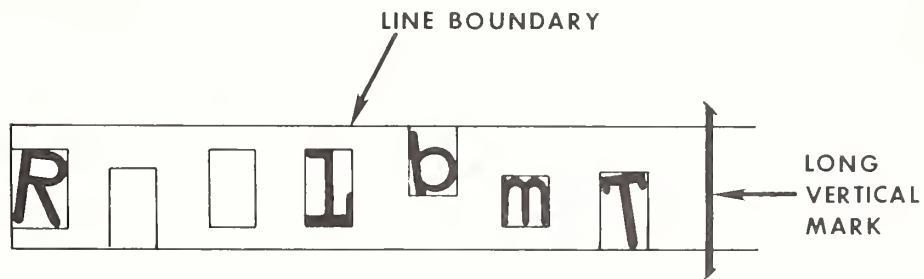


Fig. 2
Line Boundary

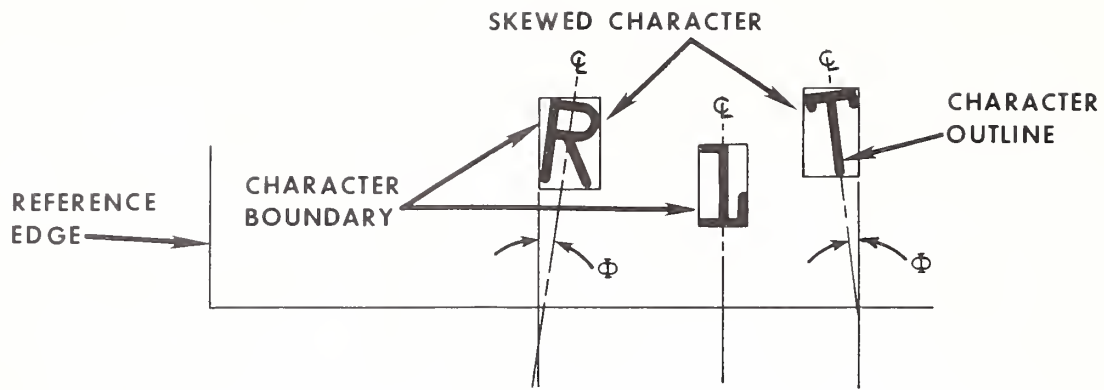


Fig. 3
Character Boundaries and Character Skew

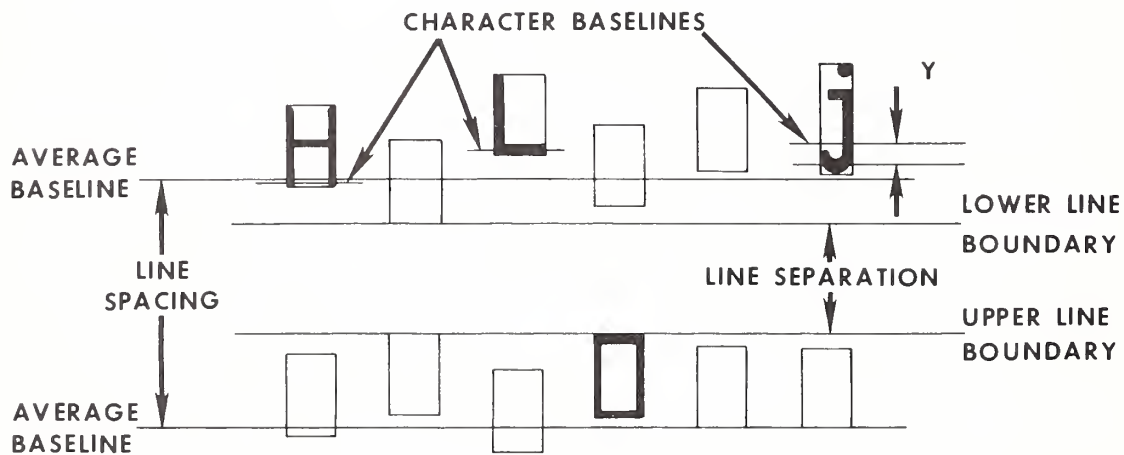


Fig. 4
Line Spacing and Definition

3.7 Character Boundary. A character boundary is the rectangle with sides parallel and perpendicular to a document reference edge, which is drawn tangential to the character outline and contains the character completely. Skewed characters still have boundaries parallel or perpendicular to a document reference edge (see Fig. 3).

The character boundary is used to measure character and line separation and to determine line boundary.

For the purpose of determining the boundary of the *Long Vertical Mark*, only the portion of the *Long Vertical Mark* that lies between the extensions of the

uppermost and lowermost horizontal boundaries of the adjacent character(s) will be considered (see Fig. 2).

3.8 Character Skew. Character skew is the rotational deviation (ϕ) of the printed image from its intended orientation relative to a document reference edge (see Fig. 3).

3.9 Character Baseline. The character baseline is a reference line used to specify the nominal vertical position of all characters relative to the line of type (see Fig. 4). The position of the baseline is indicated on the drawings of all characters (see ANSI X3.17-1981 or

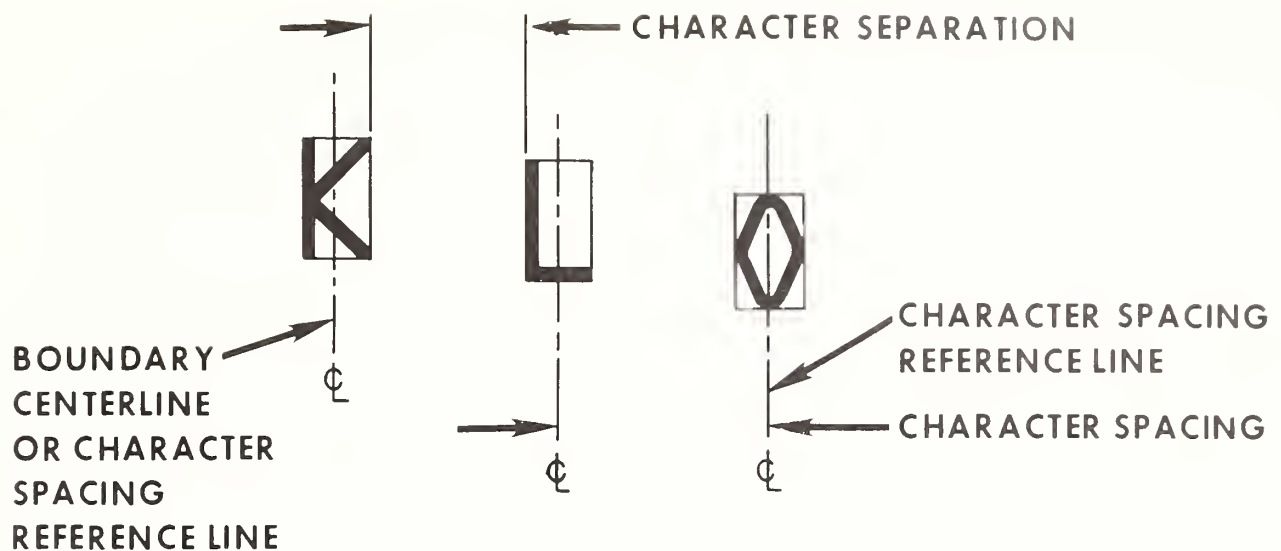


Fig. 5
Character Separation and Spacing

ANSI X3.49-1975, as appropriate). For some characters, the indicated baseline is deliberately offset from the horizontal centerline of the lowest stroke by a defined distance Y . This may be positive (for example, OCR-A “,”) or negative (for example, OCR-A lowercase descenders: g, j, p, q, and y) as indicated in the corresponding character drawing.

3.10 Average Baseline. The average baseline for a line of characters or line segment is a horizontal line parallel or perpendicular to a reference edge. It is the average of the individual baselines of all the characters in that line (see Fig. 4). For baseline location of skewed characters, refer to 4.6.4.

3.11 Character-Spacing Reference Line. The character-spacing reference line is the vertical centerline of the characters as shown in the appropriate character set shape standard (see Fig. 5). Some OCR characters (for example, 4, f, and j, of the OCR-A set) are exceptions. For these characters, the character-spacing reference line is displaced from the vertical centerline of the character by the value of ΔX , as indicated on the corresponding character drawings.

3.12 Character Spacing. Character spacing is the horizontal distance between the character spacing reference lines of two adjacent characters including the *Long Vertical Mark* (see Fig. 5).

3.13 Character Separation. Character separation is the horizontal distance between adjacent character boundaries (see Fig. 5).

3.14 Adjacent-Character Misalignment. Adjacent-character misalignment (M_A) is the vertical distance between the baselines of adjacent characters (see Fig. 6).

3.15 Line-Character Misalignment. Line-character misalignment (M_L) is the vertical distance between the baselines of the uppermost and the lowest characters in the same line (see Fig. 6).

3.16 Line Spacing. Line spacing is the vertical distance between the average baseline of one line to the average baseline of the next line (see Fig. 4).

3.17 Line Separation. Line separation is the vertical distance between the upper line boundary (see 3.6) for a line of print and the lower line boundary for the line immediately above (see Fig. 4).

4. Character Positioning Requirements

4.1 Reference Edge(s). One or more reference edges are required to position a document for printing or reading of OCR information.

4.2 Clear Area, Printing Area, and Margin. OCR printing shall be isolated from all other machine-detectable printing, patterns, or embossing to allow the reading

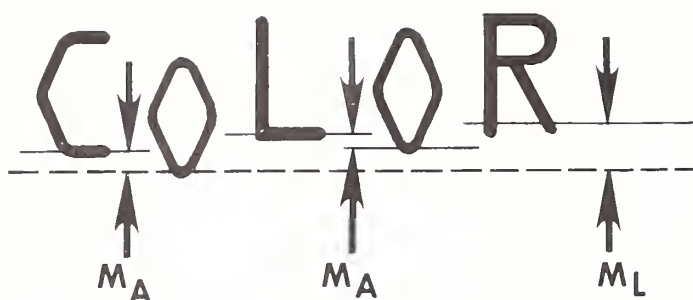


Fig. 6
Character Misalignment

device to distinguish the OCR information more readily. This isolation is provided by maintaining a clear area or printing in nonread inks between the OCR information and the remainder of the document.

Relaxation of these requirements is permissible only when it has been established that all OCR devices in the system can handle the variations in the documents.

4.2.1 Clearance around Printing Area. The distances a , b , c , and d shown in Fig. 1 shall be not less than 2.5 mm (0.1 in) except where the minimum margin requirement is less (see Table 1).

4.2.2 Margins. Margins shall be at least 6.3 mm (0.25 in) unless otherwise specified. It is recognized however that for some common applications the margin requirements may be different. Some examples are given in Table 1.

4.3 Character Skew. Character skew shall not exceed 3 degrees (see Fig. 3).

4.4 Character Spacing. The character spacing (see Fig. 5) shall not exceed the specified minimum and maximum values shown in Table 2. Character spacing that approaches the maximum spacing allowable may result in a recognized character space. The reader manufacturers' specifications should be consulted.

NOTE: Journal-tape printers not providing a full character space for the decimal point will not meet the minimum requirements of this section. Some OCR scanners may allow this exception (the reader manufacturers' specifications should be consulted).

4.5 Minimum Character Separation. The minimum character separation shall be not less than the nominal stroke width as shown in 4.9. Some OCR readers may require a greater separation (the manufacturers' specifications should be consulted).

4.6 Character Misalignment

4.6.1 Adjacent-Character Misalignment. The adjacent-character misalignment (M_A) is measured accord-

ing to the procedures described in 3.14. It shall not exceed the values given in Table 3.

4.6.2 Line-Character Misalignment. The line-character misalignment (M_L) within a line is measured according to the procedures given in 3.15. It shall not exceed the values given in Table 4.

If more than one character size is used within a line or a line segment, such that the characters of different sizes are adjacent (or considered as part of the same data field), then the limitation applying to the smallest character size applies to the whole line or line segment.

4.6.3 Long Vertical Mark Alignment. The *Long Vertical Mark* shall extend beyond the top and the bottom boundaries of any adjacent character (except when lowercase characters with descenders are used). A *Long Vertical Mark* should not extend nearer than 2.54 mm (0.1 in) to an adjacent line boundary to which it does not apply. See the appropriate character set shape standard (ANSI X3.17-1981 or ANSI X3.49-1975).

4.6.4 Misalignment of Skewed Characters. In measuring character misalignment all the character baselines are assumed to be parallel, and character skewness does not need to be considered. Skewness, when within specifications, has a negligible effect in determining misalignment. If it is considered desirable to account for character skew, then baseline measurements shall be made to the point of intersection of the character baseline and character centerline as shown in the drawings of the appropriate shape standard (ANSI X3.17-1981 or ANSI X3.49-1975).

4.7 Line Spacing. The line spacing shall be not less than the values given in Table 5. If character sizes are intermixed, the limitation applying to the largest size applies.

When the line spacing is more dense than 3 lines per inch, the user is advised to consult with the OCR equipment manufacturer.

For the line spacing values to be acceptable, the tolerances on the parameters influencing line separation should be below the maximum specified, which apply for wider spacing. The parameters that influence line separation are line pitch tolerance, vertical misalignment, character height, and stroke width.

In general, line spacing should be kept as large as possible, consistent with the other requirements of the system.

4.8 Line Separation. The minimum line separation (see Fig. 4) when taking misalignment tolerances into account shall be not less than the values given in Table 6 for each of the three character sizes. If character sizes are intermixed, the minimum values for line separation of the largest character size should be used. *Long Vertical Marks*, when used collinearly, are an exception to this rule. See ANSI X3.17-1981 or ANSI X3.49-1975 for added requirements.

4.9 Summary of Character Positioning Specifications. The specifications described in 4.5 through 4.8 are summarized in Table 7.

NOTE: The inch-to-millimeter conversions in this standard are not precisely equivalent. The values given in this standard are those adopted by the International Organization for Standardization and approved for use in the United States. For consistency, designers should adopt one system or the other but should not intermix them.

5. Revision of American National Standards Referred to in This Document

When the following American National Standards referred to in this document are superseded by a revision approved by the American National Standards Institute, Inc, the revision shall apply:

American National Standard Character Set for Optical Character Recognition (OCR-A), ANSI X3.17-1981

American National Standard Character Set for Optical Character Recognition (OCR-B), ANSI X3.49-1975

American National Standard for Paper Used in Optical Character Recognition (OCR) Systems, ANSI X3.62-1979

American National Standard for Optical Character Recognition (OCR) Inks, ANSI X3.86-1980

American National Standard Specifications for Credit Cards, ANSI X4.13-1971

Table 1
Minimum Margin Requirements

Type of Device	Minimum Margin Requirements
Typewriters	25.4 mm (1.0 in), top and bottom
Journal tapes	0.36 mm (0.014 in)
Credit cards	3.18 mm (0.125 in)*
For hand-held	2.41 mm (0.095 in), left and right;
OCR readers	3.43 mm (0.135 in) top and bottom
(tags, labels, etc)	(a perforation is considered to be an edge)

*See American National Standard Specifications for Credit Cards, ANSI X4.13-1971.

Table 2
Character Spacing

Size	Minimum Spacing	Maximum Spacing
I	2.29 mm (0.090 in)	4.57 mm (0.180 in)
III	2.29 mm (0.090 in)	4.57 mm (0.180 in)
IV	3.30 mm (0.130 in)	6.60 mm (0.260 in)

Table 3
Maximum Adjacent-Character Misalignment

Size	Maximum Misalignment
I	0.69 mm (0.027 in)
III	0.89 mm (0.035 in)
IV	1.07 mm (0.042 in)

Table 4
Maximum Line-Character Misalignment

Size	Maximum Misalignment
I	1.37 mm (0.054 in)
III	1.78 mm (0.070 in)
IV	2.16 mm (0.085 in)

Table 5
Minimum Line Spacing

Size	Minimum Line Spacing	Maximum Lines per Inch
I	3.99 mm (0.157 in)	6 (when all characters are uppercase)
III	4.78 mm (0.188 in)	5 (when lowercase characters are used)
IV	5.33 mm (0.210 in)	4

Table 6
Minimum Line Separation

Size	Minimum Line Separation
I	0.64 mm (0.025 in)
III	1.52 mm (0.060 in)
IV	2.03 mm (0.080 in)

Table 7
Summary of Character Positioning Specifications

Size	Height*		Minimum Line Spacing		Minimum Line Separation		Maximum Adjacent-Character Spacing		Minimum Character Spacing		Minimal Character Separation (Nominal Stroke Width)		Maximum Adjacent-Character Misalignment		Maximum Line-Character Misalignment	
	mm	in	mm	in	mm	in	mm	in	mm	in	mm	in	mm	in	mm	in
I	2.40	0.094	3.99	0.157	0.64	0.025	4.57	0.180	2.29	0.090	0.36	0.014	0.69	0.027	1.37	0.054
III	3.20	0.126	4.78	0.188	1.52	0.060	4.57	0.180	2.29	0.090	0.38	0.015	0.89	0.035	1.78	0.070
IV	3.80	0.150	5.33	0.210	2.03	0.080	6.60	0.260	3.30	0.130	0.51	0.020	1.07	0.042	2.16	0.085

*The height of OCR-B characters differ slightly from character to character. However, the largest characters are no larger than the values shown. Therefore, all positioning requirements specified in this standard are applicable.

AMERICAN NATIONAL STANDARD NO. _____

PLEASE FILL IN ANSI DESIGNATION

Only One Number Per Card

To ANSI Sales Department

Please advise me when new editions of this standard are issued.

NAME _____

COMPANY _____

ADDRESS _____

City _____ State _____ Zip _____

PLEASE PRINT

FIRST CLASS MAIL

Place
Stamp
Here

American National Standards Institute
1430 Broadway
New York, N.Y. 10018

Attention: Sales Department



American National Standards for Information Processing

- X3.1-1976** Synchronous Signaling Rates for Data Transmission
X3.2-1970 (R1976) Print Specifications for Magnetic Ink Character Recognition
X3.3-1970 (R1976) Bank Check Specifications for Magnetic Ink Character Recognition
X3.4-1977 Code for Information Interchange
X3.5-1970 Flowchart Symbols and Their Usage in Information Processing
X3.6-1965 (R1973) Perforated Tape Code for Information Interchange
X3.9-1978 Programming Language FORTRAN
X3.11-1969 Specification for General Purpose Paper Cards for Information Processing
X3.14-1973 Recorded Magnetic Tape for Information Interchange (200 CPI, NRZI)
X3.15-1976 Bit Sequencing of the American National Standard Code for Information Interchange in Serial-by-Bit Data Transmission
X3.16-1976 Character Structure and Character Parity Sense for Serial-by-Bit Data Communication in the American National Standard Code for Information Interchange
X3.17-1977 Character Set and Print Quality for Optical Character Recognition (OCR-A)
X3.18-1974 One-Inch Perforated Paper Tape for Information Interchange
X3.19-1974 Eleven-Sixteenths-Inch Perforated Paper Tape for Information Interchange
X3.20-1967 (R1974) Take-Up Reels for One-Inch Perforated Tape for Information Interchange
X3.21-1967 Rectangular Holes in Twelve-Row Punched Cards
X3.22-1973 Recorded Magnetic Tape for Information Interchange (800 CPI, NRZI)
X3.23-1974 Programming Language COBOL
X3.24-1968 Signal Quality at Interface between Data Processing Terminal Equipment and Synchronous Data Communication Equipment for Serial Data Transmission
X3.25-1976 Character Structure and Character Parity Sense for Parallel-by-Bit Data Communication in the American National Standard Code for Information Interchange
X3.26-1980 Hollerith Punched Card Code
X3.27-1978 Magnetic Tape Labels and File Structure for Information Interchange
X3.28-1976 Procedures for the Use of the Communication Control Characters of American National Standard Code for Information Interchange in Specified Data Communication Links
X3.29-1971 Specifications for Properties of Unpunched Oiled Paper Perforator Tape
X3.30-1971 Representation for Calendar Date and Ordinal Date for Information Interchange
X3.31-1973 Structure for the Identification of the Counties of the United States for Information Interchange
X3.32-1973 Graphic Representation of the Control Characters of American National Standard Code for Information Interchange
X3.34-1972 Interchange Rolls of Perforated Tape for Information Interchange
X3.36-1975 Synchronous High-Speed Data Signaling Rates between Data Terminal Equipment and Data Communication Equipment
X3.37-1980 Programming Language APT
X3.38-1972 (R1977) Identification of States of the United States (Including the District of Columbia) for Information Interchange
X3.39-1973 Recorded Magnetic Tape for Information Interchange (1600 CPI, PE)
X3.40-1976 Unrecorded Magnetic Tape for Information Interchange (9-Track 200 and 800 CPI, NRZI, and 1600 CPI, PE)
X3.41-1974 Code Extension Techniques for Use with the 7-Bit Coded Character Set of American National Standard Code for Information Interchange
X3.42-1975 Representation of Numeric Values in Character Strings for Information Interchange
X3.43-1977 Representations of Local Time of the Day for Information Interchange
X3.44-1974 Determination of the Performance of Data Communication Systems
X3.45-1974 Character Set for Handprinting
X3.46-1974 Unrecorded Magnetic Six-Disk Pack (General, Physical, and Magnetic Characteristics)
X3.47-1977 Structure for the Identification of Named Populated Places and Related Entities of the States of the United States for Information Interchange
X3.48-1977 Magnetic Tape Cassettes for Information Interchange (3.810-mm [0.150-Inch] Tape at 32 b/mm [800 bpi], PE)
X3.49-1975 Character Set for Optical Character Recognition (OCR-B)
X3.50-1976 Representations for U.S. Customary, SI, and Other Units to Be Used in Systems with Limited Character Sets
X3.51-1975 Representations of Universal Time, Local Time Differentials, and United States Time Zone References for Information Interchange
X3.52-1976 Unrecorded Single-Disk Cartridge (Front Loading, 2200 BPI) (General, Physical, and Magnetic Requirements)
X3.53-1976 Programming Language PL/I
X3.54-1976 Recorded Magnetic Tape for Information Interchange (6250 CPI, Group Coded Recording)
X3.55-1977 Unrecorded Magnetic Tape Cartridge for Information Interchange, 0.250 Inch (6.30 mm), 1600 bpi (63 b/mm), Phase Encoded
X3.56-1977 Recorded Magnetic Tape Cartridge for Information Interchange, 4 Track, 0.250 Inch (6.30 mm), 1600 bpi (63 b/mm), Phase Encoded
X3.57-1977 Structure for Formatting Message Headings for Information Interchange Using the American National Standard Code for Information Interchange for Data Communication Systems Control
X3.58-1977 Unrecorded Eleven-Disk Pack (General, Physical, and Magnetic Requirements)
X3.59-1981 Magnetic Tape Cassettes for Information Interchange, Dual Track Complementary Return-to-Bias (CRB) Four-States Recording on 3.81-mm (0.150-Inch) Tape
X3.60-1978 Programming Language Minimal BASIC
X3.61-1978 Representation of Geographic Point Locations for Information Interchange
X3.62-1979 Paper Used in Optical Character Recognition (OCR) Systems
X3.64-1979 Additional Controls for Use with American National Standard Code for Information Interchange
X3.66-1979 Advanced Data Communication Control Procedures (ADCCP)
X3.72-1981 Parallel Recorded Magnetic Tape Cartridge for Information Interchange, 4 Track, 0.250 Inch (6.30 mm), 1600 bpi (63 b/mm), Phase Encoded
X3.73-1980 Single-Sided Unformatted Flexible Disk Cartridge (for 6631-BPR Use)
X3.74-1981 Programming Language PL/I, General-Purpose Subset
X3.77-1980 Representation of Pocket Select Characters in Information Interchange
X3.79-1981 Determination of Performance of Data Communications Systems That Use Bit-Oriented Communication Procedures
X3.80-1981 Interfaces between Flexible Disk Cartridge Drives and Their Host Controllers
X3.82-1980 One-Sided Single-Density Unformatted 5.25-Inch Flexible Disk Cartridge (for 3979-BPR Use)
X3.83-1980 ANSI Sponsorship Procedures for ISO Registration According to ISO 2375
X3.86-1980 Optical Character Recognition (OCR) Inks
X3.88-1981 Computer Program Abstracts
X3.89-1981 Unrecorded Single-Disk, Double-Density Cartridge (Front Loading, 2200 bpi, 200 tpi) (General, Physical, and Magnetic Requirements)
X3.92-1981 Data Encryption Algorithm
X3.93M-1981 OCR Character Positioning
-
- X3/TRI-77** Dictionary for Information Processing (Technical Report)