









Ont  
L  
Ontario Legislative Assembly

# SESSIONAL PAPERS

VOL. LXIX—PART II

THIRD SESSION

OF THE

NINETEENTH LEGISLATURE

OF THE

PROVINCE OF ONTARIO

SESSION 1937

349618  
21. 4. 38.

TORONTO

Printed and Published by T. E. Bowman, Printer to the King's Most Excellent Majesty  
1938



CONTENTS  
FOR PART II

---

REPORTS

---

LANDS AND FORESTS

MINES

INSPECTOR OF LEGAL OFFICES

SUPERINTENDENT OF INSURANCE





REPORT  
OF THE  
Minister of Lands and Forests  
OF THE  
PROVINCE OF ONTARIO

For the Fiscal Year ending  
March 31st, 1936

PRINTED BY ORDER OF  
THE LEGISLATIVE ASSEMBLY OF ONTARIO  
SESSIONAL PAPER No. 3, 1937



TORONTO

Printed and Published by T. E. Bowman, Printer to the King's Most Excellent Majesty  
1936



TO HIS HONOUR,

*The Lieutenant-Governor of the Province of Ontario.*

MAY IT PLEASE YOUR HONOUR:

The undersigned has the honour to present to your Honour, Report on the Operations of the Department of Lands and Forests for the fiscal period, April 1st, 1935, to March 31st, 1936.

PETER HEENAN,  
*Minister.*



HONOURABLE PETER HEENAN,  
*Minister of Lands and Forests.*

We have the honour to submit herewith a Report on the Operations of the Department of Lands and Forests for the fiscal period, April 1st, 1935, to March 31st, 1936.

W. C. CAIN,  
*Deputy Minister, Lands and Forests.*

C. H. FULLERTON,  
*Surveyor-General.*

# CONTENTS

## PART I

### APPENDICES:

	Page
No. 1. Department Inside Officers and Clerks.....	20
2. Department Outside Agents and Inspectors.....	24
3. Statement of Lands Sold and Leased, with Collections.....	30
4. Gross Revenue.....	31
5. Revenue Refunds.....	33
6. Receipts (Special Funds).....	34
7. Disbursements.....	35
8. Timber Cut and Amounts Accruing <i>re</i> Dues, etc. ....	36
9. Revenue from Woods and Forests.....	38
10. Acreage under License.....	38
11. Timber Areas disposed of.....	39
12. Locations, etc., under Free Grant Section, Public Lands Act.....	51
13. Lands Sold and Patented.....	55
14. Instruments Issued.....	66
15. Report of Records Branch.....	66

## PART II

No. 16. Report of Surveyor-General.....	68
17. Statement of Crown Surveys Completed.....	70
18. Survey part North Boundary, Algonquin Park.....	71
19. Survey Errington, etc., Townships, District of Thunder Bay.....	71

## PART III

No. 20. Forest Fire Protection.....	74
21. Reforestation.....	93
22. Radio Communications.....	105
23. Provincial Air Service.....	107

## MINISTER'S ANNUAL REPORT

TO END OF FISCAL YEAR, MARCH 31, 1936

---

### STAFF CHANGES

Since the close of the last fiscal year a number of changes have been made by virtue of inter-departmental transfers, superannuations and resignations.

Among these will be noted the transfer of C. H. Fullerton, formerly Deputy Minister of Northern Development, to the post of Surveyor-General, vacated by L. V. Rorke after twenty-six years of valuable service to the Department. John Houser, formerly Chief Clerk in the Woods and Forests Branch, was superannuated on July 17th, 1935, after thirty years faithful service. Mr. Houser's demise since that date is regretfully noted.

Every effort has been made by the staff to meet the exceptional conditions of these trying times on our economic structure.

---

### LAND TRANSACTIONS

The matter of policy with respect to administration of Crown Lands was mentioned in last year's report, and the advisability of rental propositions was mentioned in preference to permanent alienation. No clear cut line can be consistently laid down, but the circumstances surrounding each and every case must be the ruling factor within the law and regulations thereunder. As time goes on it becomes more and more obvious that every possible safeguard must be applied for the protection of the public interest in preventing speculation or other prejudice to the rights of the public in Crown Lands and privileges thereon. For these and similar reasons it is necessary to carefully scrutinize all angles of the applications received in order that the Department may realize the true values from the land entrusted to its care.

The bulk of the land transactions takes place in Northern Ontario because of the fact that in the older parts of the Province the lands have been mostly taken and passed from the Crown during the past one hundred years. There are still Crown Lands for the most part suitable only for reforestation or summer resort activities. The development of the North is proceeding, however, and new discoveries of precious metal are steadily increasing the Northern population and market for agricultural products and manufactured goods.

As compared with the fiscal year preceding the last five month fiscal period, the total acreage sold and leased as shown in Appendix 3 is considerably reduced, but at the same time it will be noted that collections increased principally through Crown Leases.

Appendix No. 12 indicates that the total area of Free Grant lands located increased, but cancellations of locations exceeded the increase by over 16,000 acres.

Disposal of Sale lands, which are covered by Appendix No. 13, has fallen off about 25%, but cancellations remain about the same as they were for the fiscal year ended October 31, 1934.

The comparative figures in land transactions recently, whether Sale or Free, are as follows:

<i>Year</i>	<i>Sales</i>	<i>Free Grants</i>
1932-33.....	917	602
1933-34.....	956	416
1935-36.....	683	478

Transactions in Summer Resort sites and Townsite lots have been normal.

Classified totals covering land transactions of different natures appear in Appendices No. 12 and No. 13, together with details and component figures.

Sales and Free Grants in comparison with previous fiscal years appear as follows:

#### SALES

	1932-33	1933-34	1935-36
Algoma.....	11	10	10
Cochrane.....	595	591	443
Kenora.....	14	16	8
Nipissing.....	11	15	13
Sudbury.....	72	76	78
Temiskaming.....	113	113	85
Thunder Bay.....	39	39	15
Sundry.....	62	100	31
Totals.....	917	956	683

#### FREE GRANTS

	1932-33	1933-34	1935-36
Algoma.....	2	2	3
Kenora.....	56	62	102
Nipissing.....	47	36	57
Sudbury.....	134	60	38
Parry Sound.....	34	24	35
Thunder Bay.....	136	77	74
Muskoka.....	46	10	20
Rainy River.....	110	110	106
Sundry.....	37	35	98
Totals.....	602	416	533



The total for 1935-36 includes 55 locations to Returned Soldiers of Sale lands.

These figures reflect what might be regarded as an alarming decrease in sales and locations for the fiscal period, but it must be remembered that economic conditions have been unfavourable. No Relief Land Settlers were placed in 1935-36, and the rigid enforcement of the regulations covering exploitation of pulpwood on settlers lots has been responsible for elimination of applicants who were not bona fide.

It has furthermore been found necessary to give very close and careful scrutiny to assignments of settlers' lots to defeat the sinister purposes of those who were more interested in the pulpwood than in agricultural production. This particular thought also applies to cases where applications have been declined for lots too far from existing roads. It is readily admitted that the settler needs and is entitled to some reasonable revenue from such timber or wood as is on his lot, but the regulations are so designed as to prohibit and prevent stripping of the wood without the necessary improvements as provided by the Public Lands Act.

A list of Crown Lands Agents and Homestead Inspectors appears in Appendix No. 2.

---

## RELIEF LAND SETTLEMENT

Early in 1932 the Federal Government passed "The Relief Act, 1932" under and subsequent to which Relief Land Settlement was provided for. Participation was made available to all Provinces in the Dominion. In Ontario, as a result, an Agreement was executed between the Federal and Provincial Governments, which expired in March 31, 1934. This Agreement was followed by another, which expired March 31, 1936. Under these Agreements, which were provided for in the Relief Act, 1932, and supported by Provincial Legislation in Geo. V., Chap. 55, 1933, and Geo. V., Chap. 63, 1935, provision was made for the work with a view to providing suitable qualified families with an opportunity to become self-sustaining on the land. By virtue of the same, the Dominion, Provincial, and Municipal Governments involved were required to provide one-third each of a fund of \$600.00 per accepted family, the Province bearing the cost of administration. In exceptional cases, provision was made whereby an additional \$100.00 would be available for such families as qualified for the same on the same basis. In Ontario, however, no advantage was taken of this provision.

As a result of the first Agreement, the Relief Land Settlement Committee was formed, in accordance with the same. This Committee was responsible for the selection of properly qualified families from Municipalities participating. The families so selected were placed in Thunder Bay District, in the vicinity of Kapuskasing, Cochrane, Matheson, and elsewhere, as shown herein. As the Agreements prohibited the use of any part of any family's fund for the purchase or rental of land, Crown lands were used for the most part and an average application of this fund was approximately as follows:

Transportation, personnel and effects.....	\$ 80.00
Housing (many of the cabins of logs).....	100.00
On account of Maintenance first year.....	120.00
On account of Maintenance second year.....	100.00
Livestock and Equipment.....	200.00
	\$600.00
Total expenditure provided.....	\$600.00

In some cases privately owned land was used and title obtained by agreement for sale with payments thereunder suspended for two years. This method, however, while in certain respects apparently desirable is subject to disadvantages.

As a result of the prosecution of the work, which was dealt with in the Departmental Reports for 1932, 1933, and 1934, there were Relief Land Settlers on the land with their families, as follows:

	<i>Families</i>	<i>Souls</i>
At the end of 1932.....	184	1062
1933.....	329	1763
1934.....	499	2480
1935.....	472	2342
March, 1936.....	465	2325

Those placed as Relief Land Settlers and remaining on the land at the close of the fiscal year as above were distributed in districts and under supervision as follows:

<i>Supervisor</i>	<i>District</i>	<i>Number</i>
Fryer.....	Monetville.....	10
Greenwood.....	North Bay.....	4
Hough.....	Matheson.....	97
Hutcheon.....	Holland Marsh and elsewhere..	20
Jewell.....	New Liskeard.....	61
Masse.....	Kapuskasing.....	51
Russell.....	Port Arthur.....	139
Sprague.....	Cochrane.....	77
Sundry.....	Dryden; Sudbury; Markstay; South River.....	6
	Total remaining on the land.....	465

By comparison with the 1934 Departmental Report and the March 31, 1936, Departmental Report, the number of settlers abandoning the plan in 1935 and the first three months of 1936 is readily established.

The reasons given for abandonment have varied. In odd cases it has been due to re-employment. The remainder were due to illness of one of the parents, laziness, shiftlessness, loss of home and effects by fire, inability to agree with neighbours, improvidence, domestic difficulties, and similar reasons.

The livestock holdings, crop, and other production and areas held, cleared, and cultivated by the Relief Land Settlers dealt with herein are covered by

<i>Stock</i>	New Lisk.	Math.	Coch.	Kap.	Thunder Bay	Misc.	Total
Horses.....	64	88	46	34	79	14	325
Cows.....	77	93	71	45	138	25	449
Calves.....	65	72	51	19	84	18	309
Pigs.....	52	22	20	15	86	27	222
Oxen.....	.....	5	25	3	.....	6	39
Sheep.....	39	1	.....	.....	.....	1	41
Goats.....	.....	17	5	3	2	.....	27
Poultry.....	1,319	1,252	1,156	1,056	4,465	448	9,696
<i>Feed</i>							
Green Feed—tons..	712	186	627	238½	859½	168½	2,791½
Root Feed—bags..	2,057½	564	851	350	1,418	28	5,268½
<i>Vegetables and Grain</i>							
Potatoes—bags....	2,396¼	2,135	2,732½	2,107	5,041	452½	14,864¼
Other Veg.—bags..	547	466	546½	325	1,543½	80	3,508
Grain—bushels....	5,255	1,824	2,361	525	1,638	534	12,137
<i>Produce</i>							
Milk—Gals.....	37,050	46,465	22,788	5,995	48,265	11,339½	171,902½
Butter—Lbs.....	10,657	5,189	4,119	1,602	14,552	2,762	38,881
Eggs—Doz.....	6,967	3,364	4,010	3,451	23,633	1,301	42,726
<i>Wood Sold—Cords.</i>	960.65	1,787	961.39	3,962.35	10,902.15	3,955.37	22,528.91
<i>Total Area Held by Settlers—Acres...</i>	5,403.12	7,970.35	6,034.75	4,162.50	9,542.35	3,065.66	36,178.73
<i>Area Cleared—Acres</i>	708.50	749.	848.	367.	1,292.	294.	4,258.50
<i>Area Cultivated— Acres.....</i>	549.	559.	648.	223.	1,206.	250.	3,435.

Comparison of this with figures which appeared in last year's report will indicate substantial increases in the number of head of livestock and poultry. Nearly one thousand acres of new land have been cleaned up and there is a corresponding increase in the area under cultivation by these people which, it will be noted from the foregoing, aggregates 3435 acres, a matter of between five and six square miles.

In all, 600 Relief Land Settlers received transportation from the inception of the work until its suspension. Of these, 42 returned without any attempt to settle. The remaining 93 returned from time to time for reasons already given.

Insofar as returnees are concerned, the following table is of interest:

	1932	1933	1934
Returned without locating.....	10.6%	4.0%	1.4%
Returned after locating.....	26.5	10.8	10.9
Remained on land.....	62.9	85.2	87.7

In 1932, 10.6% of those who received transportation made no attempt whatever to become established and within a few days of departure returned

to their Municipalities. This class was much reduced in 1933 by careful selection of suitable families and practically eliminated in 1934.

A number of Relief Land Settlers were placed on privately owned land under approved agreements for sale. Many were placed in organized townships. The following gives the figures with respect to those remaining:

Placed on private land.....	136	
Placed on Crown land.....	329	465
	—	
Placed in organized townships.....	191	
Placed in unorganized townships.....	274	465
	—	

As intimated in last year's report, it is too early to predict or venture an opinion as to the success of the movement. Until the Relief Land Settler has faced the conditions of pioneer life successfully and strictly on his own resources, it would be unjust to all concerned. That he has been given the opportunity and how he has commenced the battle for economic independence, is partly portrayed by the figures herein.

The effect that returning prosperous conditions will have on the Relief Land Settler remains to be seen. Officials have reported that the sense of ownership, even though it be only potential, is prized by these people. They certainly reflect better health than they did under former conditions in urban communities. They have no fuel or rent problems. They have ready tasks at hand for all members of the family. They have an abundance of fresh air and plenty of room. Their immediate future depends on personal qualities of fortitude and determination applied to local conditions.

---

### PROVINCIAL LAND TAX ACT

Under Section 18, Chap. 30, R.S.O. 1927, provision appears for forfeiture of privately owned lands in unorganized Districts for non-payment of the modest levies imposed under the Provincial Land Tax Act. Many properties in more or less remote locations in unorganized territory are subject to this tax, and for the most part the obligations in connection with the same have been promptly met. A number of such properties, however, have lain dormant, and the tax has not been paid in spite of every reasonable effort made to collect. The Collector, consequently, has been and is engaged with the prescribed procedure to the end that such properties as are in default may be taken over by the Crown and be dealt with as the situation may warrant. A considerable number of forfeitures have already been effected.

---

### SUMMER RESORT LANDS

The steadily increasing number of inquiries, particularly from residents of the United States seeking summer home sites, seems to be an indication of gradually returning good times and reflects increasing knowledge of the exceptional possibilities in Ontario.

Details of transactions during the past year appear in Appendix No. 13.

## PROVINCIAL PARKS AND TEMAGAMI ISLANDS

Excellent progress was made during the year in the various services offered to the holiday seeker and the tourist. Increased traffic to and through the three Parks as well as Temagami Lake, reflect an ever growing interest not only to the residents of Ontario, the people of Canada, but American citizens in growing numbers who are visiting these vast reserves each year.

The distinctive feature in connection with Algonquin Park was the completion of the Highway from Dwight to Park Headquarters, a distance of approximately 22 miles which tapped a number of very attractive lakes, connecting with one or two popular canoe routes and made the Park accessible by Highway, thereby increasing the popularity of its advantages to the motor travelling public. This roadway is being extended in an easterly direction from Park Headquarters connecting with an old logging road from Lake Opeongo and eventually coming out at Whitney where it will connect with other Provincial Highways. The work of landscaping the grounds at Headquarters has done much to enhance the natural setting on the shore of Cache Lake. A distinctive feature during the year was the commencement of a biological research on fish under the direction of Professor W. J. K. Harkness of Toronto University and Professor J. R. Dymond of the Royal Ontario Museum. During the year 10½ miles of new trails were cut and cleared, 100 miles of old roads cleaned out and several long stretches of Park boundaries blazed and opened. With the co-operation of the Department of Game and Fisheries, five lakes were re-stocked and a distinctive added feature was the releasing in the Park of ten Elk taken from the Petewawa Game Preserves.

As a delightful, centrally situated well equipped picnic, recreation and amusement Park spot in Kent County, Rondeau affords an ever increasing attraction. Its beautiful shaded Park Highways, and its many miles of sand beaches are some of the attractions to an increasing number of Summer cottagers many from Detroit and adjacent American cities.

The excess number of wild deer which were becoming a menace to the natural reforestation in the Park made it necessary to reduce them by about one-third during the Hunting season and similar procedure may follow annually in order to maintain the young tree growth—one of the original purposes of the establishment of the Park.

In Quetico Park with its million acres of virgin area, an increase of tourist traffic is manifest, particularly from the neighboring State Park. Its scenic canoe trips with very few and unusually short portages are attractions to canoe parties and fishing groups, and as a rendezvous for inveterate fishermen it has few equals. A few tourists are securing leases for Summer Homes and a generally increasing interest in the Park is being shown.

Among the Temagami Islands there has been an increasing tourist traffic. Commercial Camps show an increase in business and fishing generally is reported good. Summer residents continue to lease areas on the Islands and several beautiful cottages are being erected.

In addition to promotion of tourist traffic and the pleasure afforded our Canadian citizens, the Provincial Parks afford facilities for various forms of recreation and sport.

## TIMBER ADMINISTRATION

In the last previous Departmental report bush operations, reduction in dues, industrial disturbances affecting bush operations, licenses and the Woodmen's Employment Act were dealt with at length and the reasons for changes made were stated.

During the twelve month period, which ended October 31, 1934, the area recorded under timber license was 10,407 square miles. For the twelve month period ending March 31, 1936, the area covered by timber license was 13,300 square miles. During the former year but nineteen sales under public competition were made as shown in Appendix 11. In the latter year sales were consummated to the number of eighty. The total of accruals for timber and wood cut in 1933-34 was \$1,637,710.25. For 1935-36 it was \$2,342,105.38. This increase of 43% reflects the increased cutting of all species and classifications shown in Appendix 8. Appendix 9 shows other relative items which increase the total timber revenue to \$2,475,078.69 for the year.

The increase in Revenue from forest resources is gratifying. Apart from Departmental revenue it indicates pay rolls and relative effect in economic conditions. Related to actual mill yard stocks it indicates a healthier market. The indications are that prices will improve and the index of retail sales will increase. There has been an uptrend since the beginning of 1936, and there is no reason to assume that this will not continue.

The value of the Departmental contacts under the Woodmen's Employment Act is evident in the smooth working of bush operations throughout the Province. Active and Sympathetic Co-operation between the Department of Labour and that of Lands and Forests is proving effective.

Exports of pulpwood are approximately the same as in the last previous twelve month fiscal period. The total for 1933-34 was 287,069 cords and that for 1935-36 was 283,679 cords.

The number of camps, operators and directly employed in the camps during recent years is as follows:

	<i>Operators</i>	<i>Camps</i>	<i>Employees</i>
1932-33.....	110	214	4,852
1933-34.....	149	282	11,184
1934-35.....	174	406	14,550
1935-36.....	178	410	17,543

## BUSH OPERATIONS

The stumpage reductions in log timber made in the fall of 1934 to stimulate trade and induce employment were to show their effect during the operating season of 1934-35, but the changing of the fiscal year at the end of October 31st, 1934, provided for only a five months' record in the last report issued. Such period in no way afforded any reasonable chance of drawing comparisons on a yearly basis because the timber records were not then returnable. The slight quantities covered in that 5 months' period could quite justifiably be

considered as part of the operations for which the present report shows the figures. That there may not be any misunderstanding, it may be remarked that the quantities shown in the last report comprised approximately 3,410,000 feet Board Measure of log timber for lumber, 6,000 ties and 15,000 cords of pulpwood. For the twelve months period ending March 1st, 1936, which includes the lumber cut in the winter of 1934-35 and the summer of 1935, exclusive of the small quantities mentioned, there was cut 170,000,000 feet of log timber, or 85% greater than the records disclosed in the report for the fiscal year ending October 31st, 1934. Ties increased from 436,000 to 753,000, while pulpwood accounted for 604,587 cords, or 100,000 cords in excess of the year previous.

These active operations played an important part in re-establishing thousands of men in gainful employment, reducing the relief lists and restoring a declining morale amongst the returning workers and their dependents.

The figures cited above of workmen engaged give an idea of the renewed activities in the Ontario Forests and justify a more buoyant hope for the future success of that robust type of worker upon whom the lumbering interests must so largely depend.

In recognition of the substantial response of the operators to the encouragement granted by the stumpage reductions, the Government has temporarily continued the concessions, and the expectations are that the activities during the coming season of 1936-37 will proceed unabated. There is a noticeable tendency towards a growing demand for building material, and as the storage or carrying yards of numerous dealers were largely depleted and unbalanced for some years they are now being gradually replenished. The prospects for a continuing, if not enlarged foreign market are brighter and with a general upward movement of the trade pendulum, both domestic and foreign, the lumber business has just grounds for counting on a fair recovery.

With legislative authority for the re-allocation of pulpwood concessions it is hoped to retrieve extensive areas of spruce, balsam and other types of pulpwood and provide for bringing them into productive operation.

To provide additional opportunities of cutting pulpwood and of prompting bonafide operators to locate export markets and to assist home manufacturers, the Crown dues on spruce were reduced by forty cents a cord and the right to export the wood was granted under certain well defined conditions. The inquiries already made and the interest manifested in the possibility of acquiring cutting rights on areas likely to be resumed by the Crown are evidences that no difficulty will be experienced in bringing into productive life rich areas that have lain dormant so long and that should now be harvested. Under amicable arrangements effected with different concessionaires cutting is proceeding on areas which hitherto have been entirely idle, and with the stabilizing process in connection with the newsprint industry reaching an accomplished fact the operations for pulpwood on a large scale and the development of incidental industries will have a beneficial effect in a variety of ways upon the Province as a whole.

Copies of Orders-in-Council dated March 23rd, 1935, and July 24th, 1935, dealing with the suspension of the manufacturing conditions as provided by Crown Timber Act follow.

Copy of an Order-in-Council approved by the Lieutenant-Governor, dated the 23rd day of March, A.D. 1935.

The Committee of Council have had under consideration the Report of the Honourable M. F. Hepburn, Acting Minister of Lands and Forests, wherein he states that:

The general policy of the Government in its desire to protect and foster home industry is such that the exporting of pulpwood has to a great extent been prohibited. The Crown Timber Act provides that all sales of pulpwood shall be made subject to "The Manufacturing Conditions" which in effect prohibit exportation of raw and unfinished pulpwood. Section 9 of the said Crown Timber Act, however, provides that the Lieutenant-Governor in Council may suspend the operation of "The Manufacturing Conditions" for such period as he may deem proper and as to any district or districts which he may define so as to permit the exportation of pulpwood during such period and from such district or districts.

In consequence of the continued unemployment situation obtaining in the pulpwood and lumber industry due to the restricted industrial activities in the pulp and paper business and the paucity of local consumption of pulpwood for newsprint, the Acting Minister is of the opinion that some move should be taken in the direction of creating labor opportunities that will assist in the employment of men now out of work and on Government relief.

The Acting Minister recommends that the Minister of the Department of Lands and Forests be authorized to suspend the manufacturing conditions so as to permit the exportation from any district in the province of Ontario of the pulpwood cut or to be cut by any duly authorized pulpwood operator during the operating season of 1935-36 provided such pulpwood operator has submitted for the approval of the Minister and the latter has approved of a contract for the purchase of the said pulpwood and has approved of the prices and the terms and conditions relative to the said purchase. The suspension of the manufacturing conditions is to be made subject to the imposition of such terms and conditions as the Minister may deem proper.

In addition to the charges payable under the license or right to cut, the operator will be charged an export charge of 25 cents a cord on the quantities exported.

All pulpwood to be exported under and by virtue of the authority recommended to be granted hereunder shall be subject to the production of evidence satisfactory to the Minister, to be furnished before shipment clearance is granted, that the pulpwood will not be used in the production or manufacture of newsprint nor will it be used in the production or manufacture of pulp to be used for the production or manufacture of newsprint.

Local labour must be used in connection with the work of cutting or preparing the pulpwood for export and the wages paid must be fair and reasonable and satisfactory to the Minister.

The Committee of Council concur in the recommendation of the Honourable M. F. Hepburn, Acting Minister of Lands & Forests, and advise that the same be acted on.

Certified,

C. F. BULMER,  
*Clerk, Executive Council.*



ONTARIO  
EXECUTIVE COUNCIL OFFICE

Copy of an Order-in-Council, approved by The Right Honourable the Administrator of the Government of the Province of Ontario, dated the 24th day of July, A.D. 1935.

The Committee of Council have had under consideration the report of the Honourable the Minister of Lands & Forests, wherein he states that,

By Order-in-council dated the 23rd day of March, 1935, the Minister of Lands & Forests was authorized to suspend the manufacturing conditions so as to permit the exportation of pulpwood under certain conditions particularly set forth in said Order-in-Council. As a result of representations made by certain of the larger pulpwood operators in the Province before the Honourable the Prime Minister and certain members of the Cabinet, the Minister recommends that the said Order-in-Council of the 23rd day of March, 1935, be varied and supplemented as follows:—

(a) That he be authorized to treat with the Provincial Paper Company Limited and any other pulpwood concessionaire in the Province of Ontario for the purpose of enabling those pulpwood operators who are in possession of contracts for the sale of export pulpwood to operate on the concession of the said Provincial Paper Company Limited or upon the concession of any other pulpwood concessionaire upon such terms as may be mutually agreed upon between such concessionaire and such operator, subject to the approval and direction of and the issuance of permits by the Minister of the Department of Lands and Forests.

(b) That for all spruce pulpwood cut, whether for export or otherwise during the operating season 1935-36, the Crown Dues be reduced from \$1.40 to \$1.00 and that a permit to export any pulpwood of any kind whatsoever cut during the said season may be granted without the imposition of the export of 25c per cord.

(c) That the operators be charged a ground rent and fire tax levy for the season's operations of \$11.40 per square mile and that the Minister be authorized to rebate to the concessionaire such fire charge as the concessionaire may have paid or may pay upon the areas upon which the said operators may be required to pay the said ground rent and fire tax charges.

(d) That the Minister be authorized to demand such security as he may deem advisable from the operators to assure payment of the dues and charges.

The Committee of Council concur in the recommendation of the Honourable the Minister of Lands and Forests and advise that the same be acted upon.

Certified,

"C. F. BULMER,"

*Clerk, Executive Council.*

---

## SURVEYS

As indicated in Part II, Appendix 16, the Crown completed and closed nineteen surveys, and in five other cases surveys in progress had not been completed.

---

## FOREST FIRE PROTECTION

This is dealt with at length in Part III of this Report, and the details appear in Appendix 20.

---

## REFORESTATION

The Department's activity in this branch of the work continued, and the salient features of the same appear in Part III of this Report, Appendix No. 21.

---

## RADIO COMMUNICATIONS AND AIR SERVICE

These undertakings are adequately treated in Appendices Nos. 22 and 23 of Part III of this Report

---

## COLLECTIONS

Our total Collections throughout the year for all services including Land Sales, Rentals, Timber Charges, etc., amount to \$3,228,351.16, as detailed in Appendix No. 4. Of this amount the sum of \$446,701.63, considered as reductions of expenditures in certain branches of operations, has been deducted, leaving in such circumstances a net collection of \$2,881,649.53, this in effect being better by over one million dollars than the last full twelve months ending October 31st, 1934.

---

## EXPENDITURES

Expenditures for the year are shown in Appendix No. 7, these aggregating \$1,593,468.90, the necessary reductions as referred to under Collections caption having been applied against the total outlay. Forest Ranging services, which include Forest Fire Protection, Scaling costs, Forest Survey estimates and other incidental operations, accounted for nearly \$800,000.00, or approximately fifty per cent of the total Expenditures. Only a normal season with regard to fire hazards was experienced, Providence having been generous in weather dispensations.

Air Service accounted for an outlay of some \$188,869.26, while Reforestation cost \$176,942.80, this being a capital outlay.

The cost of services is being kept within reasonable bounds without in any way affecting the efficiency of any organization. With the evident improvement in the newsprint outlook and, in certain phases of the lumbering business, with the possibility of an increased export business, there will naturally be a greater demand for forest products. This will increase bush operations and require a corresponding increase in the scaling staff. This contingency, in addition to any abnormal fire hazard conditions, must be always considered a real factor in unforeseen and unprovided expenditures.

---

---

# APPENDICES

## PART I

---

---

## Appendix No. 1

## Return of Officers and Clerks of the Department of Lands and Forests for the Fiscal Year April 1st, 1935 to March 31st, 1936.

Branch	Name	Designation	When Appointed	Salary per Annum	Remarks	
Main Office.	Heenan, Hon. Peter	Minister.	1934, July 11	\$8,000.00		
	Cain, W. C.	Deputy Minister.	1903, Mar. 1	6,000.00		
	Ferguson, A.	Assistant to Deputy Minister.	1915, Dec. 15	3,450.00		
	Byrnes, Mrs. K. M.	Secretarial Stenographer.	1934, July 17	1,600.00		
	Harrison, E.	"	1920, May 14	1,600.00		
	Heenan, P. F.	Secretary to the Minister and Department Secretary.	1934, Sept. 1	3,000.00		
	Molesworth, V. M.	Senior Clerk Stenographer.	1928, Apr. 10	1,400.00		
	Smedley, D.	"	1926, July 9	1,200.00		
	Stephens, A. M.	"	1927, Oct. 4	1,125.00		
	Thompson, J. B.	Statistician and Secretary of Relief Land Settlement Committee Etc.	1925, Feb. 2	3,000.00		
	Lockwood, E.	Office Boy.	1935, Dec. 2	600.00		
	Lands Branch.	Adams, M. N.	Clerk Stenographer, Group 2.	1930, Feb. 5	825.00	Transferred to Provincial Secretary's Department as from July 18, 1935.
		Anderson, A. M.	" Typist, Group 1.	1930, May 15	975.00	
Bliss, M. E.		Senior Clerk.	1909, Aug. 16	1,700.00		
Budd, F.		Office Boy.	1927, Nov. 4	675.00		
Burns, C. E.		Head Clerk, Group 2.	1897, July 29	2,700.00		
Campbell, H. M.		Clerk Stenographer, Group 1.	1934, Nov. 1	1,050.00		
Carey, A. R.		Clerk, Group 1.	1925, July 7	1,200.00		
Draper, S.		Chief Clerk.	1900, May 1	3,450.00		
Eaton, E. F.		Clerk, Group 2.	1927, Aug. 15	1,125.00		
Foster, B. P.		Filing Clerk, Group 1.	1930, July 2	900.00		
Griffith, F. L.		Senior Clerk Stenographer.	1921, Jan. 22	1,300.00		
Halliday, E. G.		"	1907, Feb. 21	1,700.00		
Hayes, H.		Clerk Stenographer, Group 1.	1931, Feb. 11	975.00		
Hutcheon, J.		Senior Clerk.	1923, Nov. 22	1,700.00		
Ledger, W. R.		Head Clerk, Group 2.	1894, Feb. 15	2,700.00		
McGuire, G. W.		Clerk, Group 2.	1930, Feb. 10	1,050.00		
McLeod, L.		Clerk Stenographer, Group 1.	1925, June 9	1,200.00		
Nicol, G. L.		"	1930, Feb. 5	975.00		
O'Neil, E. F.		Senior Clerk.	1902, July 7	1,700.00		
Pepler, A. V.	Senior Clerk Stenographer.	1922, Sept. 14	1,300.00	Resigned July 31, 1935.		

Ross, S. ....	Senior Clerk	1917, July 9	1,700.00
Sutherland, M. I. ....	Senior Clerk Stenographer	1921, Jan. 22	1,300.00
McGuigan, R. M. ....	Clerk Stenographer, Group 2	1935, Jan. 8	825.00
Accounts Branch			
Armitage, M. C. ....	Clerk Stenographer, Group 2	1927, Oct. 18	\$ 975.00
Bowland, C. ....	Clerk, Group 1	1908, July 9	1,600.00
Bryson, J. ....	" " 1	1927, Jan. 4	1,600.00
Burritt, W. A. ....	Senior Clerk	1907, Sept. 24	2,000.00
Clarke, C. J. ....	Head Clerk, Group 2	1905, Aug. 9	2,550.00
Donald, L. C. ....	Clerk, Group 1	1924, June 2	1,600.00
Langevin, M. C. ....	Cheque Writer, Group 2	1928, Jan. 4	1,050.00
Lount, H. M. ....	Accountant, Group 2	1903, Oct. 1	3,000.00
MacLean, A. ....	Senior Clerk	1926, Feb. 8	2,000.00
Stewart, F. E. ....	Senior Clerk Stenographer	1927, July 25	1,500.00
Stuart, D. E. ....	Office Appliance Operator, Group 2	1929, Jan. 5	1,125.00
Warren, J. F. ....	Clerk, Group 1	1922, June 5	1,600.00
Files Branch			
Black, R. N. ....	Clerk, Group 1	1915, Dec. 13	1,600.00
Gray, G. E. ....	" " 2	1931, June 4	975.00
Harris, Geo. ....	Clerk, Group 1	1925, Jan. 14	1,600.00
Kelly, J. P. ....	Vault Caretaker	1927, Apr. 19	1,400.00
Knight, C. G. ....	Clerk, Group 1	1921, June 1	1,600.00
Meredith, T. A. ....	Senior Clerk Messenger	1929, Mar. 29	1,200.00
McMahan, N. B. ....	Filing Clerk, Group 1	1931, July 21	900.00
Mulholland, S. ....	Clerk, Group 1	1918, May 6	1,600.00
Pack, K. M. ....	" " 3	1931, July 3	900.00
Rawlinson, M. E. ....	Clerk, Group 3	1930, Feb. 5	750.00
Samuels, F. ....	Senior Clerk	1903, Dec. 5	2,000.00
Provincial Land Tax Office			
Cradlock, M. M. ....	Clerk, Group 2	1928, Mar. 7	1,125.00
Hinton, G. J. ....	Senior Clerk	1925, May 4	1,700.00
Lomas, M. E. ....	Clerk Typist, Group 2	1927, Oct. 18	900.00
Lyons, H. ....	Clerk Stenographer, Group 1	1926, May 31	1,125.00
Madill, S. ....	" " 1	1927, July 14	1,050.00
Riches, E. P. ....	" " 1	1925, Aug. 10	1,125.00
Ryan, L. M. ....	Land Tax Collector	1925, July 1	2,500.00

Transferred to Department of Provincial Treasurer as from June 1, 1935.

Transferred to Ontario Hospital, Woodstock, as from March 1, 1936.

## Appendix No. 1

Return of Officers and Clerks of the Department of Lands and Forests for the Fiscal Year April 1st, 1935 to March 31st, 1936.

Branch	Name	Designation	When Appointed	Salary per Annum	Remarks
	Rorke, L. V.	Surveyor-General	1909, May 1	285.33 per Month	Superannuated. Transferred from Department of Northern Development as from Jan. 1, 1936.
	Fullerton, C. H.	Surveyor-General	1915, Oct. 15	4,500.00	
	Barnard, W. A. C.	Senior Map Draughtsman, Group 1	1928, Jan. 1	2,400.00	
	Barr, F. L.	Senior Draughtsman, Group 2	1923, Oct. 31	2,100.00	
	Burwash, N. A.	Assistant Inspector of Surveys	1917, Apr. 26	2,550.00	
	Carroll, Wm. E.	Draughtsman, Group 2	1931, July 18	1,200.00	
	Chard, N. L.	Clerk Stenographer, Group 2	1931, June 22	825.00	
	Hatley, I. M.	" "	1932, Oct. 5	825.00	
	Heath, W. H.	Geographer	1923, Nov. 28	2,850.00	
	Jarvis, E. M.	Senior Clerk	1897, Apr. 25	2,000.00	
	Morris, J. L.	Inspector of Surveys	1928, Mar. 1	304.16	
	Pugh, M. B.	Filing Clerk, Group 1	1929, Aug. 15	Per Month 975.00	Superannuated from April 15, 1935. Retained temporarily, for two months. Salary \$66.66 Month. Resigned Sept. 1, 1935.
	Stork, G. E. M.	Clerk Stenographer, Group 1	1927, July 28	1,200.00	
	Treeby, H.	Map Draughtsman	1897, May 8	2,000.00	
	Vance, V.	Clark, Group 2	1924, Sept. 10	1,050.00	
	Weaver, Wm. F.	Surveyor and Senior Draughtsman	1930, Mar. 25	2,400.00	
	Wilson, A.	Draughtsman, Group 3	1929, Apr. 15	1,050.00	
	Noad, F.	Deputy Minister of Forestry	1934, Aug. 3	5,000.00	Resigned May 21, 1935.
	Draper, H. C.	Solicitor and Assistant Deputy Minister of Forestry	1931, Oct. 1	3,500.00	
	Bald, J.	Senior Clerk Stenographer	1913, June 12	1,500.00	
	Bayly, G.	Assistant Forester, Group 1	1924, Mar. 1	2,400.00	
	Bishop, J. M.	Draughtsman, Group 1	1924, Nov. 1	2,900.00	
	Burke, M. C.	Clerk Stenographer, Group 1	1928, Jan. 9	1,200.00	
	Carman, R. S.	Forester	1928, Jan. 14	2,700.00	
	Cooper, E. W.	Senior Clerk	1921, Jan. 6	1,800.00	

Forestry Branch.....	Cuthbertson, F. A..... Harris, G. W..... Johnston, R. N..... Levert, E.....	Clerk Stenographer, Group 1..... Senior Clerk..... Forester..... Clerk Stenographer, Group 1.....	1926, Nov. 9 1906, Sept. 1 1915, Aug. 15 1930, June 19	1,125.00 2,000.00 3,300.00 1,050.00	Transferred to Department of Northern Develop- ment as from June 1, 1935.
	McKyes, A. S..... Mills, C. R..... Overend, M. E..... Richardson, A. H..... Rogers, N. L..... Rowland, M. C..... Sharpe, J. F..... Simmons, J. F. L..... Stewart, D. E..... Westland, C. E..... Zavitz, E. J..... Madigan, B. W..... Foster, Geo. W.....	Senior Clerk Stenographer..... Chief Clerk..... Clerk Stenographer, Group 1..... Forester..... Principal Clerk..... Senior Clerk Stenographer..... Forester..... Assistant Forester, Group 2..... Clerk Stenographer, Group 2..... Principal Clerk..... Provincial Forester..... Office Boy..... Clerk, Group 2.....	1921, May 9 1921, Mar. 28 1928, Feb. 10 1921, June 15 1911, Aug. 1 1912, May 1 1922, May 15 1928, Mar. 19 1931, Apr. 7 1923, May 16 1903, May 1 1935, Jan. 2 1934, Apr. 30	1,400.00 3,600.00 1,050.00 3,000.00 2,100.00 1,500.00 3,300.00 2,100.00 825.00 2,100.00 5,000.00 675.00 1,050.00	
Woods and Forests Branch.....	Armer, E. C..... Bryce, J. J..... Doyle, A. M..... Ferguson, J..... Gillard, H. D..... Houser, J..... Judd, Wm..... Lee, J. T..... Meeking, S. D..... O'Neil, A. H..... Quigley, E. F..... Telfer, E. H.....	Senior Clerk Stenographer..... "..... Clerk Typist, Group 2..... Senior Clerk Stenographer..... Head Clerk, Group 2..... Chief Clerk..... Clerk, Group 2..... Senior Clerk..... Principal Clerk..... Principal Clerk..... Clerk, Group 1..... Senior Clerk.....	1909, Aug. 6 1922, July 24 1932, Feb. 15 1919, Aug. 4 1897, Dec. 6 1905, July 17 1928, Apr. 24 1917, June 25 1910, Feb. 8 1906, July 19 1921, May 4 1915, Sept. 27	1,500.00 1,500.00 750.00 1,500.00 2,700.00 3,450.00	Superannuated from July 17, 1935.
Relief Land Settlement.....	Turner, M. E..... Wallace, B. M.....	Clerk Stenographer, Group 2..... ".....	1934, Mar. 7 1932, July 18	825.00 900.00	

## Appendix No. 2

## List of Agents for the Fiscal Year April 1, 1935 to March 31, 1936

Name	Post Office Address	District of County	Date of Appointment to Service	Salary per Annum	Remarks
Alexander, J. A.	Fort Frances.	<i>Lands Agents</i> Part Rainy River District	1921, May 26	\$1,700.00	Empowered to take Applications. Died Oct. 5, 1935.
Both, C.	Denbigh.		1905, Oct. 20	300.00	
Cameron, Wm.	Stratton Station.		Part District of Rainy River.	1911, May 8	
Clark, John.	Englehart.	Part District of Timiskaming.	1929, Mar. 14	900.00	Services dispensed with June 15, 1935.
Duval, C. A.	Sault Ste. Marie.	" District Algoma.	1925, May 1		For Salary see Crown Timber Agents.
Easton, H. J.	Homepayne.	Certain Lots in the Township of Wickstead	1932, May 23	100.00	Died October 7, 1935.
Fuller, David.	Bancroft.	Part Hastings County.	1926, Mar. 20	500.00	For Salary see Homestead Inspectors.
Gerhart, Wm. G.	Bracebridge.	Muskoka District.	1924, Oct. 14		Superannuated from Jan. 24, 1936. Retained temporarily.
Gingras, Albert.	Verner.	Part District of Nipissing and Sudbury.	1934, Nov. 28	700.00	
Green, N. R.	New Liskeard.	Part of the District of Timiskaming.	1935, Dec. 15	166.66 a Month	
Greenwood, W. B.	North Bay.	Part District of Nipissing and Parry Sound.	1928, Apr. 16		For Salary see District Foresters.
Hamilton, Fred.	Cochrane.	Part District of Cochrane.	1917, May		For Salary see District Foresters.
Hough, John A.	Matheson.	" District of Cochrane.	1926, Apr. 20	1,400.00	
Kavanagh, T. F.	Bancroft.	Part Hastings County.	1936, Jan. 1	500.00	
Lowe, John S.	Massey.	" District of Sudbury.	1932, Feb. 10	600.00	
MacDonald, S. C.	New Liskeard.	" of the District of Timiskaming.	1907, Jan. 1		For Salary see District Foresters.
MacLennan, J. K.	Sudbury.	" District of Sudbury.	1905, July 3	700.00	Resigned May 31, 1935
Mulligan, D. G.	Sudbury.	" District of Sudbury.	1935, June 1	700.00	
Sheppard, H. E.	Kapuskasung.	" District of Cochrane.	1909, Feb. 13		For Salary see Homestead Inspectors.
Smith, J. D. C.	Kenora.	" District of Kenora.	1921, May 9	1,400.00	
Smith, L. G.	Bruce Mines.	" District of Algoma.	1934, Nov. 1	5.25 per diem.	Also Homestead Inspector



Towne, T. G.	Englehart.	" District of Timiskaming.	1935, June 1	900.00	Empowered to take Applications.
Trainor, W. J.	Hilton Beach.	St. Joseph Island.	1925, Sept. 12	.....	
Tremblay, Thos.	Hearst.	Part District of Cochrane.	1934, May 14	\$3.00 per diem.	
Wilson, S. H.	Port Arthur.	" District of Thunder Bay.	1921, Nov. 26	1,400.00	Also Lands Agent. Superannuated from Jan. 24, 1936. Retained, temporarily, at \$86.66 month.
Bastion, J. A.	Chelmsford.	<i>Homestead Inspectors</i>	1913, May 12	1,400.00	
Gerhart, Wm. G.	Bracebridge.	West part of Sudbury District.	1924, Oct. 14	1,400.00	Also Lands Agent. Superannuated from Jan. 24, 1936. Retained, temporarily, at \$86.66 month.
Hough, Wm.	Englehart.	Muskoka District.	1913, May 12	1,400.00	
Sheppard, H. E.	Kapuskasig.	Centre part of Timiskaming District.	1926, Jan. 18	1,400.00	Also Lands Agent. For Salary see Lands Agent Agents.
Smith, L. G.	Bruce Mines.	Part District of Cochrane.	1909, Feb. 13	1,900.00	
Tilson, Joseph.	Burks' Falls.	" District of Algoma.	1934, Nov. 1	.....	Occasional.
Torrie, L.	Kakabeka Falls.	District Parry Sound.	1931, Dec. 4	\$4.00 per diem.	
Van Horn, L. E.	Monteith.	Thunder Bay District.	1931, July 1	\$4.00 per diem.	Occasional.
Duval, C. A.	Sault Ste. Marie.	Part of District of Cochrane.	1920, Jan. 27	1,900.00	
Fletcher, N. B.	Parry Sound.	<i>Timber Agents</i>	1925, May 1	2,500.00	Also Acting Crown Lands Agent.
Hawkins, S. J.	Toronto.	Part District Algoma.	1923, Dec. 1	2,000.00	
MacDonald, S. C.	New Liskeard.	" Parry Sound and Muskoka District.	1905, Aug. 16	2,500.00	Superannuated from May 14, 1935. Retained, temporarily, at \$84.40 month For Salary see District Foresters.
Ardene, M.	Tweed.	Relieving Crown Timber Agent.	1907, Jan. 1	.....	
Cram, W. D.	Kenora.	Part District of Timiskaming.	1924, May 23	2,100.00	<i>District and Assistant Foresters</i>
Crosbie, H. W.	Tweed.	Trent.	1923, May 19	3,000.00	
Delahaye, Geo.	Fort Frances.	Kenora.	1923, May 15	2,850.00	
Greenwood, W. B.	North Bay.	Trent.	1928, Mar. 1	3,600.00	
Hamilton, F.	Cochrane.	Fort Frances.	1928, Apr. 16	2,700.00	
Hooper, W. A.	Kenora.	North Bay.	1917, May	3,000.00	
Horn, J. M.	Sioux Lookout.	Cochrane.	1929, Apr. 1	2,200.00	
		Kenora.	1926, May 6	2,200.00	
		Sioux Lookout.			
		Kenora.			
		Sioux Lookout.			

## Appendix No. 2—Continued

List of Agents for the Fiscal Year April 1, 1935 to March 31, 1936

Name	Post Office Address	District or County	Date of Appointment to Service	Salary per Annum	Remarks
<i>District and Assistant Foresters—Continued</i>					
Legris, J. P.	Port Arthur	Port Arthur	1910, Oct. 5	3,000.00	Superannuated from Oct. 31, 1935. Retained temporarily to Mar. 20, 1936 at \$83.33 Month. Also Superintendent Algonquin Provincial Park.
Leman, A. W.	Tweed	Trent	1930, May 26	1,800.00	
MacDonald, S. C.	New Liskeard	North Bay	1907, Jan. 1	2,500.00	
MacDougall, F. A.	Algonquin Park P.O.	Algonquin	1923, May 15	3,600.00	
Mackey, T. E.	Kapuskasung	Kapuskasung	1926, May 16	2,400.00	
Marchildon, J. P.	North Bay	North Bay	1934, Sept. 1	2,500.00	Asst. District Forester as from December 1, 1934.
McCausland, H. I.	Sioux Lookout	Sioux Lookout	1927, May 24	3,000.00	Dist. Forester as from June 1st, 1935.
McEwen, P.	Sudbury	Sudbury	1921, June 5	3,300.00	Resigned October 31, 1935.
Mevison, H. W.	Fort Frances	Fort Frances	1934, Nov. 20	2,200.00	
O'Gorman, P.	Cochrane	Cochrane	1919, Oct. 1	2,500.00	
Phillips, Geo. H. R.	Sault Ste. Marie	Sault Ste. Marie	1924, May 12	3,600.00	
Pigott, W. D.	Gogama	Sudbury	1921, May 15	2,500.00	
Regan, J. L.	Timmins	Cochrane	1930, Jan. 13	2,500.00	
Robinson, W. J.	Kapuskasung	Kapuskasung	1928, Oct. 8	2,200.00	Asst. District Forester as from June 1st, 1935.
Smith, D. H.	Sault Ste. Marie	Sault Ste. Marie	1935, Feb. 1	2,500.00	
Snow, R. J.	Parry Sound	Georgian Bay	1928, May 15	2,000.00	
Thorpe, T.	Sudbury	Sudbury	1918, Sept. 23	2,500.00	Asst. District Forester as from June 1st, 1935.
Ward, E. L.	Pembroke	Algonquin	1930, Jan. 1	2,100.00	
Whelan, P. J.	Renfrew	Algonquin	1908, Feb. 4	2,500.00	
Whytall, A. E.	Parry Sound	Georgian Bay	1934, Nov. 20	3,000.00	

## Appendix No. 2—Continued

## List of Permanent Employees for Fiscal Year April 1, 1935 to March 31, 1936.

Name	Classification	Date of Appointment to Service	Salary per Annum	Remarks
Batchelor, F. P.	Engineer, Group 1	1929, Aug. 1	\$2,200.00	
Clucas, C. M.	Superintendent of Stores	1925, June 15	2,700.00	
Gill, Geo. A.	Engineer, Group 1	1925, May 11	2,400.00	
Hancox, P. T.	Tailor and Sail Maker	1925, Oct. 1	1,800.00	
Harvey, A. L.	Senior Pilot, Group 1	1925, May 8	2,000.00	Placed on Temporary Staff from April 16, 1935.
Hendry, James	Carpenter	1925, Oct. 1	2,100.00	
Hill, Wm. J.	Assistant Plant Superintendent	1927, Apr. 1	2,700.00	
Hodgson, E. A.	Junior Pilot, Group 1	1926, Jan. 1	2,400.00	
Hughes, Wm. I.	Engineer, Group 1	1930, Apr. 17	2,200.00	
Hutt, G. R.	Foreman, Engine Shop	1924, Apr. 28	2,700.00	Services dispensed with October 18, 1935.
Hyde, J. F.	Plant Superintendent	1924, June 1	3,600.00	
Lake, Thos. H.	Blacksmith	1925, July 19	1,800.00	Superannuated from December 16, 1935.
Macaulay, S.	Engineer, Group 1	1924, June 1	2,700.00	
Miles, G. E.	Engineer, Group 1	1929, Mar. 1	2,400.00	
Murray, D. H.	Senior Clerk	1924, Apr. 28	1,900.00	
Noble, J. C.	Senior Clerk	1925, Apr. 27	2,000.00	
Phillips, H. J.	Engineer, Group 1	1924, May 3	2,400.00	
Ponsford, G. E.	Director of Air Service	1934, July 25	4,500.00	
Sherborne, J.	Engineer, Group 1	1924, June 1	2,400.00	
Simard, A. H.	Engineer, Group 1	1924, May 28	2,400.00	
Terry, Jim.	Caretaker	1925, Mar. 1	1,300.00	
Tyrral, J. H.	Engineer, Group 1	1925, Apr. 17	2,400.00	
Wilcox, Wm. H.	Carpenter	1925, Oct. 1	2,100.00	
Wright, C. E.	Engineer, Group 2	1927, July 18	2,000.00	
Cairns, J. T.	Engineer, Group 1	1934, Apr. 9	2,200.00	
Chapman, W. G.	Engineer, Group 1	1933, Jan. 11	2,400.00	
Christenson, A. W.	Carpenter	1929, Oct. 23	2,000.00	
Day, H. W.	Engineer, Group 1	1929, May 29	2,200.00	
Denning, A. E.	Engineer, Group 2	1925, Apr. 1	1,800.00	
Doan, G. A.	Engineer, Group 1	1929, Oct. 15	2,400.00	
Falles, L. R.	Engineer, Group 1	1925, Feb. 1	2,200.00	
Fleming, D. G.	Engineer, Group 2	1928, June 19	1,800.00	
Fraser, R. H.	Engineer, Group 1	1932, June 21	2,200.00	

## Appendix No. 2—Continued

List of Permanent Employees for Fiscal Year April 1, 1935 to March 31, 1936.

Name	Classification	Date of Appointment to Service	Salary per Annum	Remarks
<i>Air Service—Continued</i>				
Herald, J. W.	Junior Engineer.	1933, May 15	1,500.00	
Humble, J. R.	Engineer, Group 1.	1932, Feb. 11	2,400.00	
Simard, J. E. R.	Engineer, Group 1.	1925, June 7	2,200.00	
Singleton, N. E.	Clerk Stenographer, Group 2.	1927, July 12	975.00	
Rennison, L. N.	Painter and Doper.	1931, Apr. 1	1,440.00	
Willmot, F. F.	Engineer, Group 1.	1933, July 1	2,400.00	
Drew, E. G.	Engineer, Group 2.	1930, Nov. 1	1,800.00	
Hughes, F. T.	Junior Engineer.	1935, Feb. 2	1,500.00	
Kehoe, Thos. L.	Clerk, Group 1.	1930, May 2	1,500.00	
Parr, P. E.	Junior Engineer.	1928, Dec. 1	1,500.00	
Culliton, J. L.	District Superintendent.	1932, May 15	3,000.00	

## Appendix No. 2—Continued

## List of Permanent Employees for the Fiscal Year April 1, 1935 to March 31, 1936

Name	Classification	District	Date of Appointment to Service	Salary per Annum	Remarks
Brodie, J. A.	Assistant Forester, Group 1	<i>Forestry Act</i> Head Office, Toronto	1923, May 15	\$2,400.00	Services dispensed with May 31, 1935.
Leslie, A. P.	Assistant Forester, Group 2		1929, May 15	1,900.00	
Marritt, I. C.	Forester	Head Office, Toronto	1922, June 1	3,000.00	
Barnes, A. S. L.	Assistant Forester, Group 2	<i>Reforestation</i> Head Office, Toronto	1930, May 19	1,800.00	Services dispensed with May 31, 1935.
Cowan, J. F.	Clerk, Group 1		1924, May 5	1,500.00	
Crossley, R. J.	Clerk, Group 1	Head Office, Toronto	1927, Mar. 18	1,400.00	Services dispensed with May 31, 1935.
Wheatley, A. B.	Assistant Forester, Group 2	Head Office, Toronto	1930, May 19	1,800.00	Services dispensed with May 31, 1935.
Newman, F. S.	Superintendent, Forest Station, Group 1	Norfolk Forest Station	1913, Oct. 1	3,000.00	
Telford, E.	Deputy Foreman	Norfolk Forest Station	1907, Aug. 7	1,400.00	
Adamson, M. A.	Superintendent, Forest Station, Group 3	Midhurst Forest Station	1928, May 16	2,300.00	Services dispensed with May 31, 1935.
Spence, A. H.	Foreman, Group 1	Midhurst Forest Station	1922, Oct. 2	1,600.00	
Hall, W. J.	Foreman, Group 2	Orono Forest Station	1922, Aug. 15	1,400.00	
Linton, G. M.	Superintendent, Forest Station, Group 3	Orono Forest Station	1921, Sept. 12	2,500.00	

*Appendix No. 3*

Statement of Lands Sold and Leased. Amount of Sales and Leases, and the Amount of Collections for the Fiscal Year ending March 31st, 1936.

Service	Acres Sold and Leased	Amount of Sales and Leases	Collections on all Sales, Leases, Land Taxes, etc.
<i>Lands Sold:</i>		\$ c.	\$ c.
Agricultural Townsites, etc.....	61,070.332	56,537.64	64,521.50
University Lands.....	718.50	359.28	111.80
Clergy Lands.....			114.80
Common School Lands.....			95.43
Grammar School Lands.....			284.68
<i>Lands Leased:</i>			
Crown.....	15,215.53	12,076.77	464,606.63
<i>Provincial Land Tax.....</i>			131,928.13
	77,004.362	68,973.69	661,662.97

## Appendix No. 4

Statement of the Revenue of the Department of Lands and Forests for the Fiscal Year ending March 31st, 1936.

Service	\$	c.	\$	c.	\$	c.
LANDS COLLECTIONS						
<i>Crown Sales:</i>						
Agricultural.....	46,632.90					
Townsites.....	17,888.60		64,521.50			
Clergy Lands.....			114.80			
Common School Lands.....			95.43			
Grammar School Lands.....			284.68			
University Lands.....			111.80		65,128.21	
<i>Rent (Not including Parks):</i>						
Crown Leases and Licenses of Occupation.....			440,489.75			
Bruce Beach.....			1,474.19			
Jordan Harbour.....			455.12			
Temagami Islands.....			6,970.30		449,389.36	
<i>Provincial Land Tax</i> .....					131,928.13	
<i>Woods and Forests:</i>						
Bonus.....			779,862.26			
Timber Dues.....			1,290,792.61			
Ground Rent.....			76,730.34			
Fire Protection Tax.....			280,285.04			
Transfer Fees.....			2,030.00			
Mill Licenses.....			403.18			
Scalers' Wages.....			44,975.26		2,475,078.69	
<i>Parks:</i>						
<i>Algonquin Provincial Park:</i>						
Rentals.....	5,059.21					
Perquisites.....	1,358.50					
Licenses.....	8,419.28					
Telephone Collections.....	823.44					
Sale of Maple Syrup, Wood, etc...	484.57					
Miscellaneous.....	512.77		16,657.77			
<i>Rondeau Provincial Park:</i>						
Rentals.....	10,078.06					
Sale of Venison, Maple Syrup, etc.	10,948.13					
Miscellaneous.....	447.26		21,473.45			
Carried forward.....			38,131.22		3,121,524.39	

## Appendix No. 4—Concluded

Statement of the Revenue of the Department of Lands and Forests for the Fiscal Year ending March 31st, 1936.

Service	\$	c.	\$	c.	\$	c.
Brought forward.....			38,131	22	3,121,524	39
Quetico Provincial Park:						
Rentals.....	80	00				
Perquisites.....	198	84				
Licenses.....	4,716	00				
Miscellaneous.....	245	50				
			5,240	34	43,371	56
Agents—Office Fees.....			186	97		
Air Service.....			54,131	33		
Back to the Land Movement.....			51,666	18		
Casual Fees.....			266	55		
Clearing Townsites and Removing Fire Hazards.....			9	00		
Forest Ranging.....			21,376	30		
Insurance.....			21	95		
Lac Seul Storage Dam.....			13,726	90		
Reforestation.....			8,658	26		
Radio Service.....			11,000	00		
Surveys.....			1,000	00		
Surveys—Office Fees, Maps, etc.....			1,411	77		
					163,455	21
Total Collections.....					3,328,351	16
<i>Deduct:</i>						
Collections applied in reduction of Expenditures.....						
Fire Protection Tax.....	280,285	04				
Forest Ranging—Perquisites, etc.....	21,376	30				
Scalers' Wages.....	44,975	26				
Air Service.....	54,131	33				
Back to the Land Movement.....	12,581	84				
Reforestation.....	8,658	26				
Radio Service.....	11,000	00				
			433,008	03		
Collections transferred to Interest Account (Statement No. 18, Pub. Accts.) Lac Seul Storage Dam.....			13,693	60		
					446,701	63
					2,881,649	53



*Appendix No. 5*

Statement of Revenue Refunds of the Department of Lands and Forests for the Fiscal  
Year ending March 31st, 1936.

Service	\$	c.
Back to the Land Movement.....	1,343.	39
Bruce Beach Rentals.....	465.	50
Casual Fees.....	10.	00
Crown Rent.....	152.	40
Crown Lands Sales.....	1,813.	83
Fire Protection Tax.....	51.	20
Ground Rent.....	5.	00
Mill Licenses.....	5.	00
Provincial Land Tax.....	206.	49
Rondeau Provincial Park.....	44.	11
Temagami Rentals.....	15.	00
Timber Dues.....	21,073.	64
	25,185.	56

*Appendix No. 6*

Statement of Receipts of the Department of Lands and Forests for the Fiscal Year ending March 31st, 1936, which are considered as Special Funds.

Service	\$   c.	\$   c.
<i>Clergy Lands:</i>		
Principal.....	68.70	
Interest.....	46.10	
		114.80
<i>Common School Lands:</i>		
Principal.....	81.83	
Interest.....	13.60	
		95.43
<i>Grammar School Lands:</i>		
Principal.....	174.32	
Interest.....	110.36	
		284.68
<i>University Lands:</i>		
Principal.....	109.06	
Interest.....	2.74	
		111.80
		606.71

## Appendix No. 7

## Statement of the Disbursements of the Department of Lands and Forests for Fiscal Year ending March 31st, 1936.

Service	\$	c.
<b>MAIN OFFICE AND BRANCHES:</b>		
Permanent Salaries—Lands.....	122,658.	43
Permanent Salaries—Forestry.....	67,535.	27
Temporary Salaries—Lands.....	541.	53
Temporary Salaries—Forestry.....	183.	69
AGENT'S SALARIES AND DISBURSEMENTS.....	29,789.	69
AIR SERVICE.....	243,000.	59
LESS COLLECTIONS FOR FLYING, ETC. TRANSFERRED FROM REVENUE.....	54,131.	33
	188,869.	26
ANNUITIES AND BONUSES TO INDIANS.....	20,804.	00
BACK TO THE LAND MOVEMENT.....	36,543.	76
BOARD OF SURVEYORS.....	200.	00
CLEARING TOWNSITES AND REMOVING FIRE HAZARDS.....	4,829.	44
FOREST RANGING.....	1,134,624.	07
LESS FIRE PROTECTION TAX, SCALERS' WAGES, ETC. TRANSFERRED FROM REVENUE.....	346,636.	60
	787,987.	47
FORESTRY ACT.....	6,864.	26
HYDRO ELECTRIC POWER COMMISSION.....	884.	61
INSECT CONTROL AND TREE DISEASES.....	3,258.	59
LEGAL FEES AND EXPENSES.....	75.	00
MAINTENANCE—LANDS.....	13,540.	73
MAINTENANCE—FORESTRY.....	6,468.	99
REFORESTATION.....	185,601.	06
LESS SALE OF SEEDS, WOOD, ETC. TRANSFERRED FROM REVENUE.....	8,658.	26
	176,942.	80
RONDEAU PROVINCIAL PARK.....	13,393.	80
RADIO SERVICE.....	49,213.	06
LESS COLLECTIONS FOR RADIO MESSAGES, ETC. TRANSFERRED FROM REVENUE.....	11,000.	00
	38,213.	06
SURVEYS.....	48,522.	53
TRAVELLING EXPENSES—LANDS.....	1,561.	95
TRAVELLING EXPENSES—FORESTRY.....	1,346.	77
<b>ALLOWANCES TO SCHOOL SECTIONS:</b>		
South Walsingham.....	150.	00
Vespra.....	250.	00
Charlotteville—Norfolk County.....	150.	00
Clarke—Durham County.....	150.	00
WOODMEN'S EMPLOYMENT ACT.....	9,934.	15
<b>STATUTORY:</b>		
Minister's Salary.....	8,000.	00
Refunds.....	676.	81
<b>SPECIAL WARRANTS:</b>		
Insurance.....	3,072.	00
Mrs. J. B. Marceau.....	70.	31
	\$1,593,468.	90

*Appendix*

Statement of Timber and Amounts accrued from Timber Dues, Ground Rent,

PROVINCE OF ONTARIO	Area covered by timber licence	Saw Log Timber						Boom	
		Red and White Pine		Jack Pine		Other		Red and White Pine	
	Square Miles	Pieces	Feet	Pieces	Feet	Pieces	Feet	Pieces	Feet
	13,300	1,700,434	79,761,789	2,932,764	50,159,037	1,087,862	33,189,959	24,136	2,452,685

STATEMENT OF

PROVINCE OF ONTARIO	Misc. Pieces	Posts Pieces	Poles Pieces Lin-Ft.		Pulpwood Cords	Lagging B.M.	Lagging Cords	Lagging Pieces	Car Stakes	Boxwood Cords
		296	73,955	3,101	6,300	604,587	3,464	30	200	22,209

Total amount received from all Forest Sources, \$2,430,103.43. See Appendix No. 9.

No. 8

Fire Protection and Bonus, etc., during the Year ending March 31st, 1936.

and Dimension Timber				Piling		Cordwood				Splint Wood	
Jack Pine		Other		Lin-Ft.	Board Measure	Hard Cords	Soft Cords	Tanbark Cords	Ties	Cords	Bolts Cords
Pieces	Feet	Pieces	Feet								
19,383	1,161,832	26,006	2,469,083	111,339	480,013	28,298	105,552	40	753,077	999	13

## TIMBER—Concluded

Timber Dues	Bonus	Trepass	Interest on Dues and Bonus	Amounts Accrued		Fire Tax	Mill License Fees	Annual Bonus	Total Accruiels
				Ground Rent	Transfer Fees				
\$1,094,870.63	\$788,726.58	\$15,219.54	\$27,829.11	\$88,718.73	\$2,030.00	\$317,447.61	\$403.18	\$6,860.00	\$2,342,105.38

*Appendix No. 9*

Statement of Timber Revenue for the Period April 1st, 1935 to March 31st, 1936.

Timber Dues.....	\$1,067,855.90	
Interest on Timber Dues.....	27,836.68	
Timber Sale Deposits.....	195,100.03	
		\$1,290,792.61
Bonus on Timber Cut.....	\$773,002.26	
Annual Minimum Bonus (Certain agreements).....	6,860.00	
		779,862.26
Fire Protection.....	\$277,809.24	
Interest on Fire Protection.....	2,475.80	
		280,285.04
Ground Rent.....	\$75,096.30	
Interest on Ground Rent.....	1,634.04	
		76,730.34
Transfer Fees.....		2,030.00
Mill License Fees.....		403.18
Scalers' Wages.....		44,975.26
		\$2,475,078.69

*Appendix No. 10*

## ACREAGE UNDER LICENSE

The number of Crown Timber Licenses and Renewals issued (where the holder pays regulation Ground Rent and Fire Tax charges) from April 1st, 1935, to March 31st, 1936, was 704, covering an area of 13,300 Square Miles.

Appendix No. 11

Timber areas disposed of from April 1st, 1935 to March 31st, 1936

Date Offered 1935	Date Sold 1935	Locality	Area sq. miles	No. of Tenders	To Whom Sold	Prices Paid				Proposition	File
						Kind of Timber	Bid	Upset Bonus	Dues		
Mar. 29	Apr. 15	Leitch Twp. Part.....	1/2	2	A. E. Wicks, Cochrane.	Spruce..... Balsam..... Balm..... Spruce Pulpwood..... Balsam Pulpwood..... Fuelwood, (Hard)..... Fuelwood (soft)..... Cedar Poles..... 30 Ft. and Less..... 31 Ft. to 40..... 41 Ft. to 50..... 51 Ft. and Over.....	2 15 1 95 ..... ..... ..... ..... ..... ..... ..... ..... ..... ..... ..... .....	3 00 1 50 1 00 ..... ..... ..... ..... ..... ..... ..... ..... ..... ..... .....	2 00 2 00 1 50 1 40 70 50 25 ..... 25 50 75 ..... 1 00	Mixed.....	52740
Apr. 3	Apr. 26	Pts. of Dungannon, Herschel, Limerick, Monteagle, Twps.	5 1/2	1	Gordon W. Jones, Bancroft.	Spruce Pulpwood..... Balsam Pulpwood..... Poplar Pulpwood.....	..... ..... .....	..... 70 40	1 40 70 40	Pulpwood	1142
Apr. 13	Apr. 29	Monteith Twp. Part.....	3/4	1	J. A. McDonald, Emsdale.	Birch..... Hemlock and Tamarac..... Spruce Pulpwood..... Balsam Pulpwood..... Other Pulpwood..... Fuelwood (Hard)..... Fuelwood (Soft).....	2 50 1 50 40 40 10 25 10	1 00 50 20 90 10 10 50	2 50 1 50 1 40 70 40 50 25	Mixed	19754
Apr. 16	Apr. 29	Hinsworth Twp. Part.....	1/2	1	S. J. Stoughton, North Bay.	Red and White Pine..... Spruce Pulpwood..... Balsam Pulpwood..... Fuelwood, (Hard)..... Fuelwood, (Soft).....	10 ..... ..... ..... .....	5 50 35 1 1 05 15 15	2 50 1 40 70 50 25	Mixed	21567

## Appendix No. 11

Timber areas disposed of from April 1st, 1935 to March 31st, 1936

Date Offered 1935	Date Sold 1935	Locality	Area sq. miles	No. of Tenders	To Whom Sold	Prices Paid				Proposition	File
						Kind of Timber	Bid	Upset Bonus	Dues		
Apr. 17	Apr. 30	Glamorgan Twp. Part.....	1½	2	Wm. Nichol, Haliburton.	Poplar Pulpwood..... Spruce Pulpwood..... Balsam Pulpwood.....	10	..... ..... .....	40 1 40 70	Pulpwood	26207
Apr. 25	May 27	Togo Twp. W½.....	18	1	M. J. Poupore, Gogama.	Jackpine.....	25	2 50	2 50	Logging	25114
June 7	June 28	Area N. of waters of Rose Lake and South Lake, Dist. of Thunder Bay.	1½	1	Russell McKeech- nie, Round Lake	White Pine..... Jackpine..... Spruce..... Cedar.....	..... ..... ..... .....	4 25 3 25 2 75 1 50	2 50 2 50 2 00 1 50	Logging	95281
*June 12	June 29	Area along shores of Lac Seul, Dist. of Kenora.		1	Abitibi Power & Paper Co. Ltd.	.....	.....	2 60	1 40	Cut Pulpwood	78477
June 19	July 10	An area N. of Lot 5, Con. 3, McGregor Twp., Dist. of Thunder Bay.	½	1	H. Youngdale MacKenzie.	Spruce Pulpwood..... Balsam Pulpwood.....	..... .....	40 30	1 40 70	Pulpwood	22341
June 21	July 2	Wells Twp. Part.....	1	1	Arthur W. Flint & Co., Thessalon.	Birch.....	.....	2 00	2 50	Logging	5410
July 4	Oct. 17	Area adjoining G.T.P., Blocks 1 & 2 in the vicinity of Raith Stn., Dist of Thunder Bay.	4½	1	Urho Aho, Fort William.	Spruce Pulpwood..... Balsam Pulpwood..... Jackpine Ties..... Fuelwood, (Hard) Fuelwood, (Soft)	..... ..... ..... ..... .....	25 05 05	1 40 70 10 50 25	Mixed	43061
July 11	July 31	Cardiff and Faraday Twp. Parts.	2	1	Messrs. Hubbel & Son, Bancroft.	Birch and other Hard- wood..... Spruce and Balsam..... Hemlock.....	..... ..... .....	2 00 2 00 2 00	2 50 2 00 1 50	Logging	18289 10858

\*Salvaged Pulpwood from Lac Seul Flooding.



## Appendix No. 11

Timber areas disposed of from April 1st, 1935 to March 31st, 1936

Date Offered 1935	Date Sold 1935	Locality	Area sq. miles	No. of Tenders	To Whom Sold	Prices Paid				Proposition	File
						Kind of Timber	Bid	Upset Bonus	Dues		
July 30	Aug. 15	Chamberlain Twp. Part.	1/4	1	Paul J. Kruger, Wabewawa.	Jackpine..... Spruce Pulpwood..... Poplar Pulpwood..... Fuelwood, (Hard)..... Fuelwood, (Soft).....	..... ..... ..... ..... 10	2 50 1 40 20 40 15 50 15 25	Mixed	30026	
Aug. 6	Aug. 20	Fournier Twp. Part.	1/4	1	Thos. E. Williams, Cochrane.	Spruce Pulpwood.....	1 10	20	1 40	Pulpwood	71341
Aug. 14	Sept. 3	Miramichi Twp.	36	1	John Campbell & Sons Ltd., Sudbury.	Red and White Pine..... Jackpine..... W. Birch Fuelwood..... Cedar Poles..... 30 Ft. and Less..... 31 Ft. to 40..... 41 Ft. to 50..... 51 Ft. and Over..... Cedar Posts.....	10 10 ..... ..... ..... ..... ..... ..... ..... 03	2 50 2 50 ..... ..... 25 25 25 50 25 75 1 00 03 02	Mixed	91704	
Aug. 26	Sept. 7	Glamorgan Twp. Part.	1	1	L. H. Hunter, Gooderham.	Pine..... Maple, Birch, Beech..... Black Spruce..... Hemlock, Tamarac..... Spruce Pulpwood..... Balsam Pulpwood..... Poplar Pulpwood..... Fuelwood, (Hard).....	..... ..... ..... ..... ..... ..... ..... .....	2 00 2 00 2 00 2 00 1 50 1 1 10 70 10 40 10 50	Mixed	26207	
Aug. 27	Sept. 9	Blocks 17, 18, 19, Gillies Limit, Dist. of Timiskaming.	3	1	John M. Graham, North Bay.	Jackpine Ties..... Cedar Poles..... 30 Ft. and Less..... 31 Ft. to 40..... 41 Ft. to 50.....	06 ..... 15 32 55	..... ..... ..... ..... .....	Ties and Poles	2772	

## Appendix No. 11

Timber areas disposed of from April 1st, 1935 to March 31st, 1936

Date Offered 1935	Date Sold 1935	Locality	Area sq. miles	No. of Tenders	To Whom Sold	Prices Paid				Proposition	File
						Kind of Timber	Bid	Upset Bonus	Dues		
Aug. 27	Sept. 17	MacLennan Twp. Part.	1 3/4	1	T. Pajala, Sudbury.	Red and White Pine. Cedar Posts. Fuelwood, (Hard) Fuelwood, (Soft)	55 ..... 10 05	2 50 03 50 .....	2 50 02 50 25	Mixed	25117
Aug. 28	Sept. 10	Law Twp. Part.	9	1	Geo. Gordon & Co. Ltd., Cache Bay.	Red and White Pine	.....	5 25	2 50	Logging	38329
Sept. 5	Sept. 20	McTavish Twp. Part.	1/4	1	Steve Andrews, Loon.	Spruce Pulpwood	.....	20	1 40	Pulpwood	19756 Vol. 2
Sept. 17	Oct. 3	East Part Briggs Twp.	5	1	Wm. Milne & Sons, North Bay.	Red and White Pine. Spruce	.....	6 50 4 00	2 50 2 00	Logging	76096
Sept. 17	Oct. 3	Chambers & Briggs, Twps. Parts.	11	1	Tenagami Timber Co. Ltd.	Red and White Pine. Spruce	.....	6 50 4 00	2 50 2 00	Logging	106158
Sept. 21	Oct. 7	Pyne Twp. Part.	1/4	1	Isaac Lammi, Arpine.	Spruce Pulpwood. Poplar Pulpwood	.....	05 05	1 40 40	Pulpwood	80562
Sept. 23	Oct. 10	Langmuir Twp. W 1/2.	18	1	Feldman Timber Co. Ltd., Schumacher.	Jackpine. Spruce Spruce Pulpwood Balsam Pulpwood	..... ..... ..... .....	4 50 5 00 40 35	2 50 2 00 1 40 70	Mixed	80854
Sept. 26	Oct. 8	Wicklow Twp. Part.	1/4	1	Wm. Stringer, Porterville.	Yellow Birch Maple Spruce Hemlock	..... ..... ..... .....	2 00 2 00 2 00 2 00	2 50 2 50 2 00 1 50	Logging	11619
Oct. 10	Oct. 18	Savanne Twp. Part.	6	1	C. A. Gardiner, Port Arthur.	Spruce Pulpwood. Balsam Pulpwood	..... .....	04 04	1 40 70	Pulpwood	70149

## Appendix No. 11

Timber areas disposed of from April 1st, 1935 to March 31st, 1936

Date Offered 1935	Date Sold 1935	Locality	Area sq. miles	No. of Tenders	To Whom Sold	Prices Paid				Proposition	File
						Kind of Timber	Bid	Upset Bonus	Dues		
Oct. 10	Oct. 22	Mining Locs. North and West of Bad Vermillion Lake.	1	1	Joseph LaFreniere, Fort Frances.	Spruce Pulpwood.....	.....	.....	1 40	Pulpwood	14626
Oct. 14	Oct. 31	Ryde Twp. Part.	¾	1	Albert Steen, Coopers Falls.	Pine.....	.....	2 00	2 50	Logging	46141
Oct. 19	Oct. 31	Blount Twp. Part.	1½	1	A. E. Wicks, Ltd., Cochrane.	Spruce..... Poplar..... Spruce Pulpwood..... Balsam Pulpwood..... Poplar Pulpwood.....	3 55 85 1 00 ..... .....	3 50 1 00 ..... ..... .....	2 00 2 00 1 40 70 40	Mixed	42060
Oct. 18	Oct. 31	Gauthier Twp. Part.	¼	2	Sol. D. Silver, Kirkland Lake.	Spruce Pulpwood..... Birch Fuelwood..... Poplar Fuelwood..... Jackpine.....	1 40 05 05 2 00	..... 15 2 00 .....	1 40 50 40 2 50	Mixed	49475
Oct. 23	Nov. 4	An area north of Black Sturgeon River and west of Whitney Lake.	2	2	Jos. Peterson, Kenora.	Spruce..... Jackpine..... Spruce Pulpwood.....	..... 1 00 .....	3 00 2 50 .....	2 00 2 50 1 40	Mixed	9477A
Oct. 25	Nov. 4	Boys Twp. Part.	½	1	W. H. Moore, Keewatin.	Spruce Pulpwood..... Fuelwood, (Hard)..... Fuelwood, (Soft).....	..... 03 05	..... 05 05	1 40 50 25	Mixed	10744
Oct. 25	Nov. 5	An area lying north of Sturgeon Lake, Dist. of Kenora.	7¾	1	O. R. Greer, Fort William.	Jackpine.....	.....	12 3 50	2 50	Logging	9582
Oct. 26	Nov. 7	Ashley Twp. Part.	½	2	Guy Wilson, Boulter.	Basswood, Maple, Birch, Elm, Pine.....	20	2 50	2 50	Logging	102129

## Appendix No. 11

Timber areas disposed of from April 1st, 1935 to March 31st, 1936

Date Offered 1935	Date Sold 1935	Locality	Area sq. miles	No. of Tenders	To Whom Sold	Prices Paid				Proposition	File
						Kind of Timber	Bid	Upset Bonus	Dues		
Oct. 30	Nov. 8	Part Twp. 161 lying south of Tendinanda Lake, Dist of Algoma.	9½	1	Neilson Lumber Co., 442 Perth St., Toronto.	Yellow Birch..... Maple..... Hemlock.....	..... ..... .....	50 50 50	2 50 2 50 1 50	Logging	106524
Nov. 1	Nov. 12	McElroy Twp. Part.	25½	1	H. Kaplan, Kirkland Lake.	Jackpine..... Spruce..... Poplar..... Spruce Pulpwood..... Poplar Pulpwood.....	2 50 4 10 30 50 05	2 50 3 00 ..... 40 20	2 50 2 00 2 00 1 40 40	Mixed	72860
Nov. 1	Nov. 12	Parts of Lebel, Boston, Gauthier Twps.	16	1	Walter Little Ltd., Kirkland Lake.	Jackpine..... White Pine..... Spruce..... Balsam..... Poplar..... Spruce Pulpwood..... Balsam Pulpwood..... Poplar Pulpwood..... Fuelwood, (Hard)..... Fuelwood, (Soft).....	..... ..... ..... ..... ..... ..... ..... ..... ..... .....	2 00 4 50 2 00 1 00 1 00 40 70 40 50 25	2 50 2 50 2 00 2 00 2 00 1 40 40 40 50 25	Mixed	10561
Nov. 2	Nov. 14	Fleming Twp. Part.	¼	1	Campbell Timber Co., Fort Frances.	Ties.....	.....	02	10	Ties	106283
Nov. 4	Nov. 15	An area lying west of Ash Bay, Dist. of Rainy River.	2	1	F. Cornell, Fort Frances.	Spruce Pulpwood..... Balsam Pulpwood.....	..... .....	10	1 40 70	Pulpwood	59722

## Appendix No. 11

Timber areas disposed of from April 1st, 1935 to March 31st, 1936

Date Offered 1935	Date Sold 1935	Locality	Area sq. miles	No. of Tenders	To Whom Sold	Prices Paid					Proposition	File
						Kind of Timber	Bid	Upset Bonus	Dues			
Nov. 4	Nov. 18	Part of Evelyn and Little Twps.	1 $\frac{3}{4}$	3	Chas. Brent, Timmins.	Red and White Pine..... Jackpine..... Spruce..... Spruce Pulpwood..... Cedar Poles..... 30 Ft. and Less..... 31 Ft. to 40..... 41 Ft. to 50.....	2 50 1 00 1 00 10 50 1 00 1 50	5 00 4 50 5 00 40 25 50 75	2 50 2 50 2 00 1 40		Mixed	72758
Nov. 6	Nov. 18	Conmee Twp. Part.	1	1	R. Pifer, Kakebeca Falls.	Jackpine.....	.....	6 00	2 50		Logging	33966
Nov. 7	Nov. 25	S.E. $\frac{1}{4}$ Homuth Twp.	20	2	A. E. Wicks Ltd., Cochrane.	Spruce..... Spruce Pulpwood..... Balsam Pulpwood.....	2 55 ..... .....	3 00 60 50	2 00 1 40 70		Mixed	106219
Nov. 20	Dec. 5	Tudhope Twp. Part.	$\frac{1}{2}$	1	Robt. Sparks, Canoe.	Jackpine, Green..... Jackpine, Fire Killed..... Spruce..... Spruce Pulpwood..... Fuelwood, (Hard)..... Fuelwood, (Soft).....	..... 50 ..... ..... 05 05	2 50 2 50 3 00 2 00 10 1 40 05 05 25	2 50 2 50 2 00 1 40		Mixed	10687
Nov. 21	Dec. 2	Zeland Twp. Part.	$\frac{1}{4}$	3	Chas. Callen, Wabigoon.	Ties..... Jackpine Pulpwood.....	12 07	05 15 40	10 40		Mixed	23841
Nov. 21	Dec. 3	Marter Twp. Part.	$\frac{1}{2}$	1	J. E. Wells, Wawbewawa.	Jackpine..... Spruce Pulpwood.....	2 50 .....	2 50 .....	2 50 1 40		Mixed	60136
Nov. 21	Dec. 9	Pense Twp. Part.	$\frac{1}{2}$	1	Wm. Pollock & Son, Englehart.	White Pine..... Spruce..... Spruce Pulpwood.....	75 75 .....	5 00 3 00 10	2 50 2 00 1 40		Mixed	12651

## Appendix No. 11

Timber areas disposed of from April 1st, 1935 to March 31st, 1936

Date Offered 1935	Date Sold 1935	Locality	Area sq. miles	No. of Tenders	To Whom Sold	Prices Paid				Proposition	File
						Kind of Timber	Bid	Upset Bonus	Dues		
Nov. 21	Dec. 2	McConkey Twp. Part.	¼	1	F. J. Holliday, Loring.	Hemlock Birch	..... .....	50 1 00	1 50 2 50	Logging	328 Vol. 2
Nov. 26	Dec. 10	McCart Twp. Part.	¼	1	Feldman Timber Co. Ltd., Schumacher.	Spruce and Balsam. Spruce Pulpwood. Fuelwood, (Hard) Fuelwood, (Soft)	..... ..... ..... .....	..... 40 10 10	2 00 1 40 50 25	Mixed	13092
Nov. 28	Dec. 9	Black Twp Part.	¼	1	J. P. Rysack, Ramore.	Spruce Jackpine White Pine Balsam Fuelwood, (Hard) Fuelwood, (Soft)	50 ..... ..... ..... ..... .....	3 00 2 50 5 00 3 00	2 00 2 50 2 50 2 00 50 25	Mixed	12659
Nov. 28	Dec. 11	Limerick Twp. Part.	¼	1	Munro Bros., Sterling.	Maple, Birch, Basswood, Elm. Hemlock. Fuelwood.	..... ..... ..... .....	2 00 2 00	2 50 1 50 50	Mixed	9498
Nov. 30	Dec. 10	An area west of Timber Berth W. 7 and east of Robinson Lake, Dist. of Rainy River.	11	1	J. A. Mathieu Ltd., Rainy Lake.	Jackpine Spruce Pulpwood.	..... .....	2 50 15	2 50 1 40	Mixed	107090
Dec. 12	Dec. 30	Timber Berth G. 34, G. 70, Pts., Dist. of Rainy River.	6½	1	Clark Robertson, Fort Frances.	Spruce Pulpwood.	.....	10	1 40	Pulpwood	797 Vol. 2.
Dec. 16	Dec. 30	Burpee Twp. Part.	1	1	Noble Dunont, Shewanaga.	Pine. Spruce. Tamarac.	..... ..... .....	5 00 1 50 2 00	2 50 2 00 1 50	Logging	25779

## Appendix No. 11

Timber areas disposed of from April 1st, 1935 to March 31st, 1936

Date Offered 1935	Date Sold 1935	Locality	Area sq. miles	No. of Tenders	To Whom Sold	Prices Paid				Proposition	File
						Kind of Timber	Bid	Upset Bonus	Dues		
Dec. 17	Dec. 30	Machar Twp. Part.	¼	2	W. G. Tough, South River.	Maple, Yellow Birch. Hemlock. Fuelwood, (Hard)	1 00 50 10	1 50 1 00 25	2 50 1 50 50	Mixed	21136
Dec. 19	Dec. 30	Oakley Twp. Part.	¼	1	A. E. Sieber, Sundridge.	Maple, Birch, Beech. Hemlock.	25	1 25 1 00	2 50 1 50	Logging	6746A
Dec. 19	1936 Jan. 3	Gurd Twp. Part.	½	1	John Odrizzi, Golden Valley.	Pine, Birch, Maple. Hemlock.	1 00	1 50 1 00	2 50 1 50	Logging	61090
Dec. 20	Jan. 3	Gauthier Twp. Part.	¼	1	T. Stalmack, Kirkland Lake.	Pine. Spruce. Spruce Pulpwood. Balsam Pulpwood. Poplar Pulpwood. Fuelwood, (Hard). Fuelwood, (Soft)	25 75 20 30 10 10	2 00 2 50 40 70 40 50 15	2 50 2 00 1 40 1 40 40 25	Mixed	49475
Dec. 20	Feb. 5	Tudor Twp. Part.	¼	2	Trenton Cooper- age Mills Ltd., Trenton.	Spruce Pulpwood. Balsam Pulpwood. Poplar	30 30 30	..... ..... .....	1 40 70 40	Pulpwood	11957
Dec. 27	Jan. 7	Wilberforce Twp. Part.	¼	1	John C. Thur., Golden Lake.	Spruce Pulpwood. Balsam Pulpwood. Poplar Pulpwood.	25 15 10	40 50 10	1 40 70 40	Pulpwood	91965
Dec. 29	Jan. 8	Clarendon Twp. Part.	½	1	J. A. Newton, Arden.	Hardwood. Hemlock and Tamarac.	.....	2 00 2 00	2 50 1 50	Logging	20599
Dec. 31	Jan. 28	Hanlan Twp. Part.	½	1	N. Fountain, Ryland.	Spruce. Poplar. Spruce Pulpwood.	.....	3 50 50 40	2 00 2 00 1 40	Mixed	25525

## Appendix No. 11

Timber areas disposed of from April 1st, 1935 to March 31st, 1936

Date Offered 1936	Date Sold 1936	Locality	Area sq. miles	No. of Tenders	To Whom Sold	Prices Paid				Proposition	File
						Kind of Timber	Bid	Upset Bonus	Dues		
1936 Jan. 6	Jan. 20	Widdifield Twp. Part.	½	1	Wm. Holden Lumber Co., North Bay.	Birch and Ash. Spruce White Pine.	..... ..... .....	2 00 2 50 5 00	2 50 2 00 2 50	Logging	37018
Jan. 7	Jan. 21	Phelps and Widdifield Twps. Part.	½	1	F. J. Stephens & Co., Redbridge.	Birch, Maple, Ash. Spruce, Baslam. Hemlock.	..... ..... .....	2 00 2 00 1 50	2 50 2 00 1 50	Logging	32962
Jan. 7	Jan. 21	Fowler Twp. Part.	¾	1	John Laukka and John Wilen, Kaminitiquia.	Spruce Pulpwood. Balsam Pulpwood.	05 05	..... .....	1 40 70	Pulpwood	8616A
Jan. 10	Jan. 28	Eldorado Twp. Part.	18	1	S. Kennedy, South Porcupine.	White Pine. Jackpine. Spruce Pulpwood. Balsam Pulpwood. Poplar Pulpwood.	50 55 10 ..... .....	6 00 4 50 40 10 10	2 50 2 50 1 40 70 40	Mixed	80854
Jan. 14	Jan. 27	Rowe Twp. Part.	¼	1	Steve Disztl, Black Hawk.	Jackpine.	.....	2 50	2 50	Logging	106597
Jan. 20	Jan. 29	Dance Twp. Part.	¼	1	Fred Cook, Devlin.	Spruce Pulpwood. Balsam Pulpwood. Jackpine Ties.	..... ..... .....	20 10 02	1 40 70 10	Mixed	20907
Jan. 26	Feb. 4	Charlton Twp. Part.	1½	1	Jos. Sevigny, Crystal Falls.	White Pine.	.....	5 00	2 50	Logging	30132
Jan. 29	Feb. 11	Schwenger and McCaul Twp. Part.	¾	1	Geo. Johnson, Port Arthur.	Jackpine.	.....	3 50	2 50	Logging	39983



*Appendix No. 11*  
Timber areas disposed of from April 1st, 1935 to March 31st, 1936

Date Offered 1936	Date Sold 1936	Locality	Area sq. miles	No. of Tenders	To Whom Sold	Prices Paid				Proposition	File
						Kind of Timber	Bid	Upset Bonus	Dues		
Jan. 30	Feb. 17	Little Twp. Part.	1 1/2	1	H. Kaplan, Kirkland Lake.	Spruce Pulpwood..... Balsam Pulpwood..... Poplar Pulpwood..... Jackpine.....	34	40 10 10 3 50	1 40 70 40 2 50	Mixed	9578
Feb. 1	Feb. 17	Deloro Twp. Part.	2 1/2	4	Alfred Caron, Timmins.	Spruce Pulpwood..... Balsam Pulpwood..... White Pine..... Cedar Posts..... Cedar Poles..... 30 Ft. and Less..... 31 Ft. to 40..... 41 Ft. to 50.....	45	40 10 6 00 02 50 1 00 1 50	1 40 70 50 02 25 50 75	Mixed	9487A
Feb. 3	Feb. 14	Hearst Twp. Part.	1/2	3	Lee Silver, Kirkland Lake.	Spruce.....	3 00	4 00	2 00	Logging	10869
Feb. 7	Feb. 24	Grenfell Twp. Part.	1/4	1	Donald McRae, New Liskeard.	Jackpine..... Spruce..... Poplar..... Spruce Pulpwood..... Poplar Pulpwood..... Fuelwood.....	50	3 00 3 00 1 00 40 10 20	2 50 2 00 2 00 1 40 40 25	Mixed	1443A
Feb. 12	Feb. 24	Cardiff Twp. Part.	1/2	1	G. F. Landry, Highland Grove	Maple, Birch, Beech..... Hemlock..... Spruce..... Poplar Pulpwood..... Fuelwood, (Hard).....	.....	.....	2 50 1 50 2 00 40 50	Mixed	18289 Vol. 2
Feb. 13	Feb. 26	Lundy Twp. Part.	1/4	2	A. S. Snider, New Liskeard.	Jackpine, Green..... Spruce, Green..... Jackpine, Fire Killed..... Spruce, Fire Killed.....	1 00 1 00 1 00 1 00	3 00 3 50 2 00 2 50	2 50 2 00 2 50 2 00	Logging	16080 Vol. 3

## Appendix No. 11

Timber areas disposed of from April 1st, 1935 to March 31st, 1936

Date Offered 1936	Date Sold 1936	Locality	Area sq. miles	No. of Tenders	To Whom Sold	Prices Paid				Proposition	File
						Kind of Timber	Bid	Upset Bonus	Dues		
Feb. 21	Mar. 3	Mayo and Carlow Twp. Part.	1½	1	Guy Wilson, Boulter.	Pine..... Birch, Maple, Basswood. Spruce..... Hemlock..... Spruce Pulpwood..... Balsam Pulpwood..... Poplar Pulpwood..... Fuelwood, (Hard)..... Fuelwood, (Soft)..... Ties.....	10 05 05 05 10 10 10 05 10	3 00 2 50 2 00 2 00 1 00 1 40 1 00 10 10 05 25 10	2 50 2 50 2 00 1 50 1 40 70 40 50 25 10	Mixed	33307 27404
Mar. 12	Mar. 23	Twp. O'Brien Part.	¼	1	J. A. Doyon, Kapuskasing.	Spruce and Balsam..... Poplar..... White Birch..... Spruce Pulpwood..... Balsam Pulpwood..... Fuelwood, (Hard).....	10 ..... ..... ..... 05 .....	3 75 65 2 50 10 10 15	2 00 2 00 2 50 1 40 70 50	Mixed	36841
*Mar. 13	Mar. 23	Bentineck Twp. Part.	¼	1	J. W. Emke, Elmwood.	Elm..... Fuelwood, (Hard)..... Fuelwood, (Soft).....	..... ..... .....	..... ..... .....	..... ..... .....	Mixed	91837
Mar. 17	Mar. 30	Leitch Twp. Part.	¼	1	Thos. E. Williams, Eastford.	Spruce..... Spruce Pulpwood..... Balsam Pulpwood..... Poplar Pulpwood.....	15 05 05 .....	3 00 ..... ..... .....	2 00 1 40 70 40	Mixed	52740
Mar. 19	Mar. 31	Dawson Rd., Lot 27, Con. A.	¼	1	Emil Niemi, Kaminitiquia.	Spruce Pulpwood..... Balsam Pulpwood..... Poplar Pulpwood..... Jackpine Ties.....	10 20 05 03	20 ..... ..... 05	1 40 70 40 10	Mixed	3653A

\*Sold for Lump Sum of \$75.00.

## Appendix No. 12

Statement showing the number of Locatees and of Acres located; of purchasers and of acres sold; of lots resumed for non-performance of Settlement Duties, and of Patents issued in Free Grant Townships during the year ending 31st March, 1936.

Township	District or County	Agent	No. persons located	No. of acres located	No. of purchasers	No. of acres sold	No. persons cancelled	No. of acres resumed	No. patents issued	No. of acres patented
Prince.....	Algoma....	G. H. R. Phillips,								
Aberdeen....	"	S. Ste. Marie							2	240
Galbraith....	"	L. G. Smith,							1	80
Hilton Municipality....	"	Bruce Mines				2			1	156.5
Palmerston..	Frontenac..	W. J. Trainor,	2	211	1	77	1	100		
Cardiff.....	Haliburton..	Hilton Beach							1	100
Monmouth....	"	Denbigh....								
Bangor.....	Hastings....	A. N. Wilson,					3	385		
Carlow.....	"	Kinmount...					2	196	1	98
Dungannon..	"	T. F. Kavanagh.	1	100			2	210		
Faraday.....	"	Bancroft....	2	147.5			3	299.5	1	100
Herschel....	"	"	1	51			1	171	1	64
Mayo.....	"	"	2	439			1	99	2	270.35
Limerick....	"	"	4	334.5	1	100	5	592.5	4	488
Monteagle..	"	"	3	288			2	230		
McClure....	"	"					2		1	32
Wicklow....	"	"	9	1277		15	1	122	3	377
Wollaston..	"	"	2	201		1	2	304	1	183
Aubrey.....	Kenora.....	F. R. Parmeter,				6				
Britton.....	"	Dryden.....	6	768.5		7.5	6	766.5		
Eton.....	"	"	11	1725			10	1648.5	1	159.5
Langton....	"	"	1	160			1	160	3	346.25
Melgund....	"	"	4	535.5			5	593.5		
Mutrie.....	"	"	4	609.5			5	762	1	141.5
Redvers....	"	"	1	151.5			2	251.5		
Rowell.....	"	"	3	388.25	1	99.5	4	468.25	1	79
Rugby.....	"	"	5	546.75			4	511	2	303.8
Sanford....	"	"	5	851			2	371		
Southworth..	"	"	12	1492			2	244.5		
Temple....	"	"	7	789.5		70.25	5	465.5		
Van Horne..	"	"	5	696.5			1	132		
Wabigoon..	"	"	2	157.5						
Wainwright..	"	"	2	230.75	2	160.5	4	646		
Zealand....	"	"	2	319			1	159.5		
Melick.....	"	"	10	1418.216		1	7	856.96		
Pellatt.....	"	J. D. C. Smith	4	505.5						
Redditt....	"	Kenora.....	3	293.5	1	146.5				
Denbigh....	Lennox and Addington..	Denbigh....	1	100			2	197		
Brunel.....	Muskoka...	W. G. Gerhart	3	300			1	100	1	49.5
Franklin....	"	Bracebridge.	1	99			1	99	1	100

## Appendix No. 12—Continued

Township	District or County	Agent	No. persons located	No. of acres located	No. of purchasers	No. of acres sold	No. persons cancelled	No. of acres resumed	No. patents issued	No. of acres patented
Freeman	Muskoka	Bracebridge							1	100
Macaulay	"	"	1	100			1	100		
Medora	"	"							1	95
Morrison	"	"	2	231			2	216		
Muskoka	"	"					1	100		
McLean	"	"	3	269			2	183		
Oakley	"	"	5	580			5	580		
Ridout	"	"	4	299			3	199		
Ryde	"	"	1	100			1	100	1	112
Sinclair	"	"					1	200		
Wood	"	"					1	100		
Caldwell	Nipissing	Albert Gingras, Verner	3	240	1	81	1	131	9	1086.75
Kirkpatrick	"	"	4	412.31		22	1	157.5	5	747
Macpherson	"	"	3	448		.5	2	320.5	2	333.5
Bonfield	"	W. B. Greenwood	1	100			1	100	3	365.10
Boulter	"	"	2	200			3	295		
Calvin	"	North Bay	7	601.26			3	278	3	270.4
Cameron	"	"	4	338	1	77	2	162	1	200
Chisholm	"	"	5	469			2	200	3	374
Ferris	"	"	9	850			8	800	1	100
Grant	"	"	2	295			2	320	1	160
Lauder	"	"	1	102						
Mattawan	"	"	5	445.5			4	345.5	1	101
Papineau	"	"	4	408			1	100	1	100
Springer	"	"					3	480		
Nipissing	Parry Sound	"	2	273			3	373		
Carling	"	N.B. Fletcher	3	400			2	400	1	187.26
Chapman	"	Parry Sound					1	101	1	203
Conger	"	"	2	202			1	100		
Ferguson	"	"							1	192
Gurd	"	"	2	109						
Henvey	"	"	1	90					1	1.5
Hinsworth	"	"	7	698	1	100	2	200	1	100
Humphry	"	"							1	89.22
Laurier	"	"	1	100					2	199.843
Machar	"	"	2	199			2	298	2	199
Monteith	"	"	1	132			3	331		
McDougall	"	"					2	200		
McKellar	"	"	1	100			1	100		
McKenzie	"	"					1	200		
Patterson	"	"	2	300			1	160	1	200
Pringle	"	"	7	789		16	4	484	3	516
Proudfoot	"	"	1	100						
Ryerson	"	"							1	100
Shawanaga	"	"							1	165
Spence	"	"	2	200					1	200
Strong	"	"	1	183			1	183	1	84
Wilson	"	"					1	112	1	188
Cavendish	Peterboro	A. N. Wilson	4	666			5	688		
Galway	"	Kinmount	1	114			1	114	2	157
Anstruther	"	F. C. Young					1	98		
Burleigh (S.D.)	"	Peterboro							1	90.878

## Appendix No. 12—Continued

Township	District or County	Agent	No. persons located	No. of acres located	No. of purchasers	No. of acres sold	No. persons cancelled	No. of acres resumed	No. patents issued	No. of acres patented
Blue.....	Rainy River	J. A. Alexander,	2	319			2	319	2	163
Burriss.....	"	"	1	160			1	160		
Crozier.....	"	Fort Francis.	2	202			3	322.5	1	81.5
Curran.....	"	"	2	324		4	1	160		
Dance.....	"	"	10	1338.5		35.5	7	1126	2	317.5
Dewart.....	"	"	16	1992.25		70.5	5	477.25	2	322.
Dobie.....	"	"	1	177			1	177		
Fleming.....	"	"	6	965			1	160.5		
Kingsford.....	"	"	5	824		11.5	2	333	1	151.5
Lash.....	"	"	1	40.5			1	40.5		
Mather.....	"	"	3	418.75		.5	1	170.5		
Miscampbell.....	"	"	6	835.25			1	79.75	1	160
Morley.....	"	"			1	80				
Morson.....	"	"	7	718.75			8	923.25	1	168
McCrosson.....	"	"	3	199.50			2	159.75	1	159.5
Nelles.....	"	"	2	243			4	487		
Pattullo.....	"	"	2	242			4	480.5	1	160
Potts.....	"	"	3	407.5		2	3	441	1	159.5
Pratt.....	"	"	4	400.5		60.25	3	197.875	2	281.5
Richardson.....	"	"	10	1624		19.5	5	822.5		
Sifton.....	"	"	4	409.75		11.25			1	169.25
Spohn.....	"	"	7	857		5.5	6	614.5	1	195
Sutherland.....	"	"	3	360		33.	3	481		
Tait.....	"	"	3	478			3	356	1	148
Tovell.....	"	"	2	129		.5	5	461	4	520.025
Woodyatt.....	"	"	1	69		4			1	164
Maria.....	Renfrew.....	W. B. Greenwood, North Bay.....					1	156		
Buchanan.....	"	E. L. Ward, Pembroke.....	2	233	1	104	2	171.57	1	104
Clara.....	"	"	4	377.5						
Head.....	"	"				14			1	114
Petawawa.....	"	"					1	101		
Rolph.....	"	"	5	551		44	4	371	1	244
Wylie.....	"	"	4	379			4	379		
Appleby.....	Sudbury.....	Albert Gingras, Verner.....	5	773.5		1	4	640	4	639
Casimir.....	"	"	1	129			1	129		
Dunnet.....	"	"	1	164.5			1	164.5	1	160
Hagar.....	"	"	2	300		1.5	8	951.5		
Martland.....	"	"					1	159.5		
Ratter.....	"	"	7	1079		.5	6	964	1	194
Balfour.....	"	D. G. Mulligan.....							1	160
Broder.....	"	Sudbury.....	2	255					1	136.5
Chapleau.....	"	"					1	200	1	156
Dill.....	"	"	1	80.25			3	400.25		
Garson.....	"	"			1	80				
Hanmer.....	"	"	3	239.75					2	200
Lumsden.....	"	"	3	335.25			1	80.25	1	156
Morgan.....	"	"	2	153.25					2	224.75
Neelon.....	"	"					1	80.5		
Blake.....	Thunder Bay	S. H. Wilson,	1	110					3	400
Conmee.....	"	Port Arthur.	6	752.5			4	565.5		

## Appendix No. 12—Continued

Township	District or County	Agent	No. persons located		No. of purchasers	No. of acres sold	No. persons cancelled		No. of acres resumed	No. patents issued	No. of acres patented
			No. persons located	No. of acres located			No. persons cancelled	No. of acres resumed			
Crooks.....	Thunder Bay	Port Arthur.	4	682			4	682			
Dawson Road	"	"	1	100							
Dorion.....	"	"	3	442.5			3	462			
Gillies.....	"	"	2	305.5			1	156			
Goldie.....	"	"					1	158			
Gorham.....	"	"	2	249			2	249	6	751.5	
Lybster.....	"	"							1	156	
Macgregor...	"	"	11	1595		5	61	9092			
Marks.....	"	"	5	700.75			6	856.75			
O'Connor.....	"	"	1	127.5			2	286.5	1	153.62	
Pardee.....	"	"	11	1729			11	1729			
Pearson.....	"	"	7	976.75			6	883.5	2	240	
Scoble.....	"	"	4	476.5			4	476.5	1	160	
Stirling.....	"	"					3	317.5			
Strange.....	"	"	3	383.5			2	223			
Ware.....	"	"	11	1539		13	8	1072.5	2	320	
Anson.....	Haliburton	Unattached.							2	253	
Lutterworth.	"	"					1	100			
Snowdon.....	"	"					1	99			
Stanhope.....	"	"			1	299			2	399	
Armour.....	Parry Sound	Unattached.	1	100		9	1	100	1	209	
Chandos.....	Peterboro...	"					1	93			
Lyell.....	Nipissing...	"							1	89.2	
Sabine.....	"	"	1	100							
Alice.....	Renfrew.....	"	1	100	1	100	1	100	1	200	
Brougham...	"	"	2	212					1	75	
Brundenell..	"	"	1	100					2	303	
Burns.....	"	"					4	399			
Grattan.....	"	"			1	9	1	103	1	9	
Griffith.....	"	"	1	50					2	200	
Hagarty.....	"	"							1	100	
Lyndoch.....	"	"	1	100			1	100			
Matawatchan	"	"							1	100	
Radcliffe....	"	"	1	100		17	3	245	2	314.09	
Raglan.....	"	"							1	100	
Richards....	"	"	3	300			3	300	1	144	
Sherwood....	"	"							1	103	
Baldwin.....	Sudbury.....	"	3	491.5		12					
Cosby.....	"	"	1	79.25			1	79.25			
Merritt.....	"	"	1	153					1	160	
			478	58,964.986	15	2,031.75	415	53,577.655	162	21,339,786	

No. of Lots assigned 186. No. of Acres assigned 42,995.41.

## Appendix No. 13

Statement showing the number of purchasers and of acres sold; of lots resumed for non-performance of the settlement duties; and of patents issued in Townships other than Free-Grant during the year ending March 31st, 1936.

Township	District or County	Agent	No. of purchasers	No. of acres sold	No. of lots cancelled	No. of acres resumed	No. patents issued	No. of acres patented
Shedden	Algoma	J. S. Lowe, Massey	2	274.5			1	120
Korah	"	G. H. R. Phillips,					1	160
Vankoughnet	"	S. S. Marie	1	152	2	232	1	159
Bright	"	L. G. Smith,	2	313.94	3	474		
Cobden	"	Bruce Mines			1	92		
Day	"	"					1	155
Haughton	"	"			3	438		
Johnson	"	"	1	160			1	160
Kirkwood	"	"	1	4				
Parkinson	"	"	1	80.25				
Thompson	"	"	1	46	3	418	2	294
Blount	Cochrane	F. Hamilton,	8	599	2	169	2	291.75
Brower	"	Cochrane	3	318.75	1	80.5	1	153.59
Calder	"	"	15	1156.5	5	362	2	300
Clute	"	"	10	813	8	879.03	6	891.99
Colquhoun	"	"	11	807.5	9	674.38	1	151
Fox	"	"	11	1040.69	4	397.5	1	159.5
Fournier	"	"	8	709	4	298	1	155
Glackmeyer	"	"	4	297	3	441	3	450
Haggart	"	"					1	139
Hanna (Part)	"	"	3	266				
Kendrey	"	"			1	139		
Kennedy	"	"	5	411.5	1	152		
Lamarche	"	"	2	156.5	3	237.91	2	320.5
Leitch	"	"	12	978	13	993.5	1	146
Machin	"	"	10	750	14	1056		
Newmarket	"	"	6	477.27	5	638.75		
Pyne	"	"	11	887.5	7	559.25		
Shackleton	"	"	12	912.5	17	1955.5		
Beatty	"	J. A. Hough,	2	239.25			2	228.75
Bond	"	Matheson	2	160			1	156
Benoit	"	"	6	427.88	1	160.5		
Bowman	"	"	7	559.5	4	316.25		
Calvert	"	"	2	119.25	1	80.25		
Clergue	"	"					3	482.5
Currie	"	"	7	565.25	1	80.25	1	158
Dundonald	"	"	4	311.25	2	225.75		
German	"	"	6	546.75	1	76.75		
Hislop	"	"			1	81.25	3	161.5
Playfair	"	"	1	105.75			2	279.125
Matheson	"	"	26	2105.13	6	549.5	1	161.
Mountjoy	"	"	2	258.75			4	578.05
McCart	"	"	14	1073.5	5	392		
Shaw	"	"	4	311.55	1	75.75		
Stock	"	"	19	1521	5	473.5		
Taylor	"	"	4	392.75			1	149
Teefy	"	"	1	131			1	131
Tisdale	"	"					1	158.5
Walker	"	"	1	73.25	1	78.25	1	155
Whitney	"	"					1	156.25

## Appendix No. 13

Township	District or County	Agent	No. of purchasers	No. of acres sold	No. of lots cancelled	No. of acres resumed	No. patents issued	No. of acres patented
Fauquier	Cochrane	H. E. Shepard,	9	641	3	300	4	447
Idington	"	Kapuskasing.	23	2258	34	3266.5		
McCrea	Cochrane	H. E. Shepard,	8	631.5	37	2801.	1	75.
Nansen	"	"	6	450	5	390		
O'Brien	"	Kapuskasing.	3	151.5			2	200
Owens	"	"	4	402	10	954	2	205
Williamson	"	"	13	1180	11	996		
Barker	"	T. Tremblay,	3	222.5			3	222.5
Casgrain	"	Hearst	16	1229	15	1194.50	5	654.5
Devitt	"	"	21	1595.70	46	3461.9	6	696.09
Eilber	"	"	23	1748	26	2282	7	675
Hanlan	"	"	26	2155.5	38	2766	5	526.5
Kendall	"	"	17	1348	36	2817.5	6	825
Lowther	"	"	36	2939.5	75	4674.8	7	859
McCowan	"	"	4	300.5	2	150	3	256.5
Badgerow	Nipissing	A. Gingras,	2	165.55	1	152	7	797.05
Field	"	Verner	1	160				
Hugel	"	"	3	363.5	1	159	2	303.5
Loudon	"	"	2	291				
Phelps	"	W. B. Greenwood,	1	160.5			2	320
Widdifield	"	North Bay.	2	280.5	3	479		
Awrey	Sudbury	D.G.Mulligan	1	79.75				
Bastedo	"	Sudbury.					1	160.
Bigwood	"	"	13	1726.5				
Burwash	"	"	3	240.75			1	164
Cleland	"	"	11	1078.95			1	151.63
Creighton	"	"	1	82.25	1	82.25		
Delamere	"	"	5	905			2	227.25
Denison	"	"	1	110.5				
Dowling	"	"	1	158				
Drury	"	"	1	115.5			1	159
Dryden	"	"	10	730.38				
Fairbank	"	"	4	465			1	76.75
Foster	"	"					1	160
Graham	"	"	4	498			1	98
Lorne	"	"					1	157
Louise	"	"	1	161			1	146.5
Nairn	"	"		2.5				
Snider	"	"	5	639.05				
Waters	"	"	2	242.25			2	260
Henry	"	A. Gingras,	8	954.25	2	151		
Loughrin	"	Verner	2	160				
Hallam	"	J. S. Lowe,			3	364.5	2	243.5
Harrow	"	Massey	2	91.94	1	157	1	151.94
May	"	"	1	154	1	160	1	100
Salter	"	"	1	160	2	297		
Armstrong	Temiskaming	N. R. Green,					1	160
Beauchamp	"	New Liskeard	3	241	1	158.5		



## Appendix No. 13

Township	District or County	Agent	No. of purchasers	No. of acres sold	No. of lots cancelled	No. of acres resumed	No. patents issued	No. of acres patented
Brethour.....	Temiskaming..	New Lis- keard	2	159.25	5	657.75	2	182.75
Bryce.....	"	"	4	315.9	5	560.5		
Bucke.....	"	"	1	80				
Cane.....	"	"	1	80.25	3	319.75	1	162.5
Casey.....	"	"	1	80	1	79.5		
Firstbrook.....	"	"	3	234			1	116.625
Harley.....	"	"					1	80
Henwood.....	"	"	3	201.05			1	162.5
Hilliard.....	"	"	3	240.5	1	160.5		
Hudson.....	"	"	1	80.25	5	608.25		
Kerns.....	"	"			1	160	1	160
Lundy.....	"	"			1	154		
Tudhope.....	"	"			1	164		
Coleman.....	"	N.J.McAulay	1	20				
Lorrain.....	"	Haileybury	2	154.75	2	160		
Catharine.....	"	Thos. G.	2	159	3	318.25		
Chamberlain.....	"	Towne,					1	159
Dack.....	"	Englehart.					1	159.5
Eby.....	"	"	5	389.75	5	380.75		
Ingram.....	"	"	6	474.5	6	637.5	1	80
Marquis.....	"	"	8	634.75	4	321.5		
Marter.....	"	"	5	395.5	8	795.25	2	321
Otto.....	"	"	3	238.5	3	316.25		
Pacaud.....	"	"	3	239	2	160.25	1	160
Pense.....	"	"	5	418.75	1	80		
Robillard.....	"	"	1	163	1	163	1	80.25
Savard.....	"	"	6	480.75	5	408.5		
Sharpe.....	"	"	2	157.75				
Truax.....	"	"	8	710.5	1	155.5		
Forbes.....	Thunder Bay..	S. H. Wilson,	5	797.18	4	642	1	181
Goldie.....	"	Pt. Arthur.	2	308	1	160		
Jacques.....	"	"	2	287.5	1	129	1	160
Lyon.....	"	"			1	161.5	1	160
McTavish.....	"	"	5	582.87	1	160		
Nipigon.....	"	"	1	150.5				
Sibley.....	"	"			5	793		
Upsala.....	"	"			1	160		
Scarfe.....	Algoma.....	Unattached..	1	174.5				
Marlborough.....	Carleton.....	"			1	100		
Dunwich.....	Elgin.....	"			1	100		
Barrie.....	Frontenac.....	"			1	315	1	192
Hinchinbrooke.....	"	"	1	181	1	100	1	181
Oso.....	"	"			1	130	2	262.5
Lancaster.....	Glengarry.....	"	1	101			1	101
Artemesia.....	Grey.....	"	1	10				
Bentinck.....	"	"	1	50	1	43	2	151
Collingwood.....	"	"					1	50
Holland.....	"	"			2	150		
Sullivan.....	"	"					3	250
Sydenham.....	"	"					1	25
Minden.....	Haliburton.....	"	1	192	1	97	3	286
Elzevir.....	Hastings.....	"	1	100	1	50	2	150

## Appendix No. 13

Township	District or County	Agent	No. of purchasers	No. of acres sold	No. of lots cancelled	No. of acres resumed	No. patents issued	No. of acres patented
Huntingdon...	Hastings	Unattached					1	100
Madoc	"	"					1	100
Tudor	"	"					1	200
Drayton Res.	Kenora	"	1	19.5				
Jaffray	"	"	3	200				
Unsurveyed	"	"	1	36.64				
Lanark	Lanark	"	2	150			2	188.26
Rear of Leeds & Lansdowne	Leeds	"					1	200
Kaladar	Lennox &	"	1	157.5	1	47.25	2	254.5
Sheffield	Addington	"			1	50	1	100
Rutherford	Manitoulin	"	1	160			1	160
Crerar	Nipissing	"	1	168			1	160
Falconer	"	"	1	159.5				
Gibbons	"	"	1	161				
Houghton	Norfolk	"					2	122
Rama	Ontario	"	1	100			2	210
Dummer	Peterborough	"			1	100	1	100
Harvey	"	"			1	106		
Smith	"	"	1	90			1	90
Bagot	Renfrew	"	1	200	1	100		
Bromley	"	"	2	100	2	100	2	100
Stafford	"	"					1	100
Cambridge	Russell	"	1	64.6			1	64.6
Garvey	Sudbury	"	1	50.5			1	50.5
Gough	"	"			1	36		
Mongowin	"	"			1	374		
Shakespeare	"	"			1	40.375		
Carden	Victoria	"			1	105		
Dalton	"	"					1	86
			668	59,043.02	591	52,601.895	187	22,998.70

No. of Lots Assigned, 447. No. of Acres Assigned, 57,591.86.

## Appendix No. 13—Continued

Statement showing the number of purchasers, acres sold and patents issued in Cities, Towns and Townplots.

Towns, etc.	District or County	No. of acres sold	No. of purchasers	No. of patents issued	No. of acres patented
Hornepayne.....	Algoma.....	.18	1	.18	1
Wawa City.....	".....	1.11	9	.33	3
Central Ramore.....	Cochrane.....	8.495	1	8.495	1
Hearst.....	".....			5.4	1
Kapuskasing.....	".....			.77	3
Kelso.....	".....	.11	1		
Tisdale.....	".....	1.257	16	.670	10
Val Gagne.....	".....	.15	1		
Windsor City.....	Essex.....	.093	1	.093	1
Kingston City.....	Frontenac.....	8.47	1	8.47	1
Belleville.....	Hastings.....	2.44	1	2.44	1
Dryden.....	Kenora.....			.25	1
Hudson.....	".....	2.467	19	1.167	10
Macfarlane.....	".....	.23	1		
Minaki.....	".....			.60	1
Sioux Lookout.....	".....	.22	1		
Temagami.....	Nipissing.....			.08	1
Peterborough.....	Peterborough.....	2.	1	2.	1
Barrie.....	Simcoe.....	.52	1	.52	1
Foleyet.....	Sudbury.....	.12	2	.18	3
Gogama.....	".....			.11	1
Kirkland Lake.....	Temiskaming.....	4.587	29	3.425	18
Larder Lake.....	".....	.075	1		
Larder City.....	".....	.15	1		
Matachewan.....	".....			6.187	2
Blackwater Sub.....	Thunder Bay.....	.218	1	.218	1
Geraldton.....	".....	1.355	12	.642	5
Savant.....	".....	.16	1		
Dundas.....	Wentworth.....			.37	1
	Totals.....	34.407	102	42.597	68

Number of Lots assigned, 15. Number of Acres assigned, 1,756.

Locations by Returned Soldiers and Cancellations for Non-performance of Settlement Duties.

District	Agency	Locations		Cancellations	
		No.	Area	No.	Area
Algoma.....	Bruce Mines.....			1	159.
".....	Massey.....	1	160.		
Cochrane.....	Cochrane.....	6	523.75	9	906.75
".....	Hearst.....	5	424.	7	679.5
".....	Kapuskasing.....	5	350.	7	676.
".....	Matheson.....	13	1031.25	7	710.
Manitoulin.....	(Unattached).....			1	160.
Nipissing.....	North Bay.....	4	639.5		
".....	Verner.....	1	81.	1	160.5
Sudbury.....	Massey.....	2	271.		
".....	Sudbury.....	8	961.5	2	242.25
".....	(Unattached).....	1	149.		
Thunder Bay.....	Port Arthur.....	2	280.	3	479.
Temiskaming.....	Englehart.....	5	415.	4	313.75
".....	New Liskeard.....	2	162.75	3	240.
	Total.....	55	5,448.75	45	4,722.75

Number of Lots assigned, 4. Number of Acres assigned, 554.5.

## Appendix No. 13—Continued

## MAINLAND SOLD AND PATENTED

## Under Summer Resort Regulations.

Part or Parcel	Township	No. of acres sold	No. of acres patented
<i>District of Algoma:</i>			
Pt. Lot 5, Con. 6, Denman Lake.....	Patton.....	2.	2.
Pt. Lots 2 and 3, Con 1, Constance Lake.....	Grasett.....	.....	.....
Pt. Lots 2 and 3, Con. 6, Constance Lake.....	Parkinson.....	2.10	.....
Pt. South-west $\frac{1}{4}$ Sec. 2, Long Lake.....	Aweres.....	5.	.....
Pt. South-west $\frac{1}{4}$ Sec. 15, Long Lake.....	".....	1.8	.....
Pt. South-west $\frac{1}{4}$ Sec. 15, Long Lake.....	".....	3.2	3.2
Pt. N.E. $\frac{1}{4}$ of N.W. $\frac{1}{4}$ Sec. 15, Long Lake.....	".....	2.8	.....
Pt. South-west $\frac{1}{4}$ Sec. 26, Trout Lake.....	".....	5.	.....
Pt. North-east $\frac{1}{4}$ Sec. 11, Mud Lake.....	Vankoughnet.....	4.7	.....
Pt. Lot 2, Con. 6, Skookum Lake.....	Galbraith.....	2.	2.
North Part Lot 3, Con. 6, Skookum Lake.....	".....	.....	2.
<i>County of Haliburton:</i>			
Pt. Lot 19, Con. 10, Little Hawk Lake.....	Stanhope.....	3.	3.
Pt. Lot 19, Con. 10, Little Hawk Lake.....	".....	3.	3.
Pt. Lot 19, Con. 10, Little Hawk Lake.....	".....	5.	.....
Pt. Lot 2, Con. 10, Kashi Lake.....	".....	.....	3.5
Pt. Lot 13, Con. 4, Boskung Lake.....	".....	.28	.....
Pt. Lot 30, Con. A, Kashagami Lake.....	".....	2.6	.....
South-west Pt. Lot 23, Con. 13, Hollow Lake.....	Sherborne.....	3.9	.....
<i>District of Kenora:</i>			
L.K. 339, Pistol Lake.....	.....	4.95	4.95
L.K. 472, Long Pine Lake.....	Gundy.....	2.86	.....
L.K. 491, Long Pine Lake.....	".....	1.	.....
L.K. 502, Macara Lake.....	".....	1.9	.....
L.K. 736, Willard Lake.....	.....	1.5	.....
L.K. 475, Willard Lake.....	.....	2.	2.
L.K. 469, Willard Lake.....	Twp. 41.....	4.3	.....
L.K. 483, Willard Lake.....	.....	4.43	.....
Pt. S. 332, Willard Lake.....	.....	.....	3.52
Pt. S. 332, Willard Lake.....	.....	.....	4.36
L.K. 478, Long Bay, Lake of the Woods.....	.....	2.03	2.03
L.K. 479, Long Bay, Lake of the Woods.....	.....	4.25	.....
H.L. 19, Kakabikitchiwan Lake.....	.....	1.2	.....
R.F.D. 22, Little Vermillion Lake.....	Jordan.....	1.29	.....
R.F.D. 15, Canon Lake.....	.....	5.	.....
L.K. 487, Granite Lake.....	Boys.....	4.8	.....
L.K. 467, Granite Lake.....	".....	4.9	.....
L.K. 441, Granite Lake.....	".....	.....	4.6
L.K. 423, Granite Lake.....	".....	.....	4.96
Pt. 71 Pt., Granite Lake.....	".....	.....	3.5
Pt. 71 P. (L.K. 424), Granite Lake.....	".....	.....	2.
N.E. Pt. D. 207, Old Mg. Loc'n.....	.....	.64	.....
Pt. D. 624, Sioux Narrows, Lake of the Woods.....	.....	.....	2.32
Pt. D. 207, Sioux Narrows, Lake of the Woods.....	.....	1.2	.....
Pt. D.—13, Clearwater Bay, Lake of the Woods.....	.....	2.45	.....
Pt. D.—13, Clearwater Bay, Lake of the Woods.....	.....	.....	3.4
Pt. D.—13, Clearwater Bay, Lake of the Woods.....	.....	.....	2.5
Pt. D. 18, —(L.K. 442), Clearwater Bay, Lake of the Woods.....	.....	.....	4.14
Pt. D. 18, Clearwater Bay, Lake of the Woods.....	.....	.....	4.6
Pt. 306 P., Clearwater Bay, Lake of the Woods.....	.....	.....	4.77
Pt. K. 23, Clearwater Bay, Lake of the Woods.....	.....	.....	4.9
L.K. 459, Dogtooth Lake.....	.....	.....	1.68
N.T. 88, Otter Lake.....	Rudd.....	.....	4.5
328 P., Big Stone Bay, Lake of the Woods.....	.....	.....	5.
L.K. 428, Andy Lake, North-east of Loc. S. 62.....	.....	.....	4.62

## Appendix No. 13—Continued

## MAINLAND SOLD AND PATENTED

## Under Summer Resort Regulations.

Part or Parcel	Township	No. of acres sold	No. of acres patented
L.K. 453, Trout Lake	Gidley		5.2
L.K. 488, Regina Bay, Lake of the Woods		3.78	
L.K. 497, Long Bow	South of Haycock	4.65	
L.K. 499, Long Bow	"	4.5	
R.K. 733, Long Bow	"	3.4	
L.K. 460, Long Bow	"		4.4
L.K. 461, Long Bow	"	4.6	
Pt. Lot 8, Con. 4	Langton	3.24	
Pt. Lot 8, Con. 4	"	3.89	
Pt. Lot 21, Rge. 6, Abram Lake	Drayton Reserve		3.5
<i>District of Kenora:</i>			
L.K. 412 and Pt. L.K. 306 P., Inglis Lake			4.94
<i>County of Lanark:</i>			
Pt. Lot 24, Con. 8, White Lake	Darling	1.21	
<i>District of Manitoulin:</i>			
T.P. 2584, Whitefish Bay (Lake Huron)			.71
<i>District of Muskoka:</i>			
Pt. Lot 25, Con. 8, Wood Lake	Oakley	5.	
Pt. Lot 25, Con. 8, Wood Lake	"	2.	
Pt. Lot 25, Con. 8, Wood Lake	"		5.96
Pt. Lot 25, Con. 8, Wood Lake	"		6.25
Pt. Lot 22, Con. 8, Wood Lake		5.	
Pt. Lot 3, Con. 10, Long Lake	Cardwell	5.3	
Pt. Lot 3, Con. 10, Long Lake	"	5.13	
Pt. Lot 3, Con. 10, Long Lake	"	6.11	
Pt. Lot 19, Con. 11, Sixmile Lake	Baxter	1.96	
Pt. Lot 21, Con. 11, Sixmile Lake	"		1.
Pt. Lot 22, Con. 11, Sixmile Lake	"	2.09	2.09
Pcl. 3, Pt. 20, Con. 4, Gloucester Pool	"	1.55	
Pt. Lot 21, Con. 8, Gloucester Pool	"	1.	1.
Parcel, Kashi Lake	Morrison	7.7	7.7
Pt. Lot 33, Con. 3, Rice Lake	Muskoka		5.
<i>District of Nipissing:</i>			
Pt. Lot 25, Con. 2, Sturgeon Lake	Papineau	4.	
Pt. Lot 26, Con. 2, Sturgeon Lake	"	2.	
Pt. Lot 27, Con. 15, Talon Lake	Bonfield	1.3	
Pcl. 1, Lot 14, Con. B, Talon Lake	Olrig		.38
<i>District of Parry Sound:</i>			
Pt. Lot 32, Con. 9, Kawigamog	McConkey	3.2	
Pt. Lot 22, Con. 15, Nipissing Lake	Nipissing	4.8	
North Pt. Lot 11, Con. 18, Nipissing Lake	"		2.
Pt. Lot 11, Con. 17, Nipissing Lake	"	3.4	
Pt. Lot 39, Con. 2, Georgian Bay	Carling	.50	
Pt. Lot 40, Con. 2, Georgian Bay	"	1.5	
Pt. North-west Pt. Lot 24, Con. 7, Nemesagamesing	Hardy	3.	
Pt. Lot 30, Con. 4, Sturgeon Bay	Harrison	3.5	3.5
Lot 8, Con. "A", Still River	Henvey		1.5
<i>County of Peterborough:</i>			
Pt. East Pt. Lot 7, Con. 5, Little Cedar	Burleigh (S.D.)	5.25	
Pt. East Pt. Lot 7, Con. 5, Little Cedar	"	.61	

## Appendix No. 13—Continued

## MAINLAND SOLD AND PATENTED

## Under Summer Resort Regulations.

Part of Parcel	Township	No. of acres sold	No. of acres patented
<i>District of Rainy River:</i>			
Pt. Lot 36, Con. 2, South Range, Rainy Lake.....	Watten.....	3.5	.....
Lot 51, One Sided Lake.....	.....	.95	.....
<i>County of Renfrew:</i>			
North Pt. Lot 8, Con. 17, Dore Lake.....	Wilberforce.....	6.	6.
Lot 156B, South Range, Trout Lake.....	Sherwood.....	1.4	.....
Pt. Lot 6, Con. 10, Bark Lake.....	Jones.....	.....	2.
<i>District of Sudbury:</i>			
Pcl. Adj. F.L. 11, Lake Panache.....	Twp. 83.....	2.	2.
F.L. 16, Lake Panache.....	".....	.....	2.1
F.L. 17, Lake Panache.....	".....	.....	4.26
A.E. 12, Little Panache Lake.....	".....	4.4	4.4
A.E. 6, Little Panache Lake.....	".....	.....	2.
A.E. 4, Trout Lake.....	".....	4.37	4.37
F.L. 15, Trout Lake.....	".....	4.2	4.2
Pt. Lot 4, Con. 1, Little Panache Lake.....	Louise.....	5.6	.....
Pt. Lot 1, Con. 1, Ramsay Lake.....	McKim.....	3.	.....
Pt. W.D. 1182, Duchabani Lake.....	Garvey.....	5.	.....
Pt. Lot 1, Con. 1, Veuve Lake.....	Loughrin.....	.....	1.63
Pt. Lot 8, Con. 6, Nipissing Lake.....	Martland.....	4.9	4.9
Pt. Lot 6, Con. 1, Makada.....	Waters.....	5.2	5.2
Pt. Lot 5, Con. 2, Makada.....	".....	1.01	1.01
Pt. Lots 10 and 11, Con. 4, Windy Lake.....	Dowling.....	2.8	.....
<i>District of Thunder Bay:</i>			
Pcl. 1, Trout Lake.....	Gorham.....	.....	1.7
Pcl. 9, Trout Lake.....	".....	.....	1.17
Pcl. 25, Trout Lake.....	".....	.76	.....
Pcl. 13, Trout Lake.....	".....	.....	.88
Pcl. 15, Trout Lake.....	".....	.....	.76
Pcl. 27, Trout Lake.....	".....	.87	.....
Pt. Lot 15, Con. 7, Surprise Lake.....	".....	5.	.....
Pt. Lot 15, Con. 7, Surprise Lake.....	".....	.....	4.7
Pt. Lot 11, Con. 4, Two Island Lake.....	Jacques.....	3.9	.....
J.K. 173, Cordingley Lake.....	Nakina.....	1.93	1.93
P.P. 695, Middle Shebandowan Lake.....	.....	.....	5.
P.P. 168, Lower Shebandowan Lake.....	.....	.....	1.86
P.P. 229, Lower Shebandowan Lake.....	.....	.....	3.1
P.P. 233, Lower Shebandowan Lake.....	.....	1.84	1.84
P.P. 234, Lower Shebandowan Lake.....	.....	1.73	1.73
P.P. 699, Lower Shebandowan Lake.....	.....	4.3	.....
R.K. 729, Lower Shebandowan Lake.....	.....	2.85	.....
	Totals.....	279.76	213.92

No. of Assignments, 2. Area, 3.66 acres.

No. of Cancellations, 3. Area, 5.433 acres.

## Appendix No. 13—Continued

## ISLANDS SOLD AND PATENTED

## Under Summer Resort Regulations.

Part or Parcel	Township	No. of acres sold	No. of acres patented
<i>District of Algoma:</i>			
"A" Chiblow Lake	Montgomery	.9	
West Pt. Island, Cumming Lake	Gould	5.	
East Pt. Island, Cumming Lake	"	3.	
C.K. 16, Axe Lake	"	.08	
<i>County of Frontenac:</i>			
Allen, Sharbot Lake	Oso	.20	
Stonehouse, Draper Lake	Loughborough	1.48	
Pine, Loughborough Lake	Storrington	1.1	1.1
No. 36, Bob's Lake	Bedford	3.3	
<i>District of Kenora:</i>			
G. 2127, Sabaskong Bay, Lake of the Woods		7.5	
L.K. 480, Dogtooth Lake	S.E. of Haycock	2.1	2.1
L.K. 449, Dogtooth Lake	"		3.42
G. 1973, Sabaskong Bay, Lake of the Woods			2.2
North Pt. "L", Black Sturgeon Lake	Melick		4.
North Pt. G. 2035, Sabaskong Bay, Lake of the Woods			3.
G. 2027, Sabaskong Bay, Lake of the Woods			.9
L.K. 465, Whitefish Bay, Lake of the Woods			4.55
No. 19, Canon Lake			1.6
W.D. 323, Andrew Bay, Lake of the Woods			6.23
North ½ G. 2077, Sabaskong Bay, Lake of the Woods		6.	
South ½ G. 2077, Sabaskong Bay, Lake of the Woods		6.	
L.K. 505, Long Point, Lake of the Woods		2.75	
<i>County of Leeds:</i>			
No. 5, Charleston Lake, Rear of Leeds and Lansdowne		.20	
<i>County of Lennox and Addington:</i>			
"F" Weslemkoon Lake	Ashby		5.5
<i>District of Manitoulin:</i>			
Pcl. 1, T.P. 2617, Whitefish Bay, Lake Huron		6.85	6.85
Pcl. 2, T.P. 2617, Whitefish Bay, Lake Huron		9.25	9.25
T.P. 2276, Whitefish Bay, Lake Huron		5.6	
Pcl. 2, T.P. 2538, Whitefish Bay, Lake Huron			17.7
Pcl. 2, T.P. 2708, Whitefish Bay, Lake Huron		3.17	
T.P. 2451, Whitefish Bay, Lake Huron			2.44
T.P. 767, McGregor Bay		.59	
T.P. 3818, Lake Huron, near South Baymouth			1.25
<i>District of Muskoka:</i>			
"E" Lake Rosseau	Wood	.25	.25
Round, Rice Lake	Muskoka	1.08	
Halbusal, Prospect Lake	Draper		1.77
Island, Prospect Lake	"	1.32	
Pcl. 1, Roberts, Skeleton Lake	Cardwell		4.53
Pcl. 2, Roberts, Skeleton Lake	"		4.8
Pcl. 3, Roberts, Skeleton Lake	"		4.14
Pcl. 4, Roberts, Skeleton Lake	"		3.89
<i>District of Nipissing:</i>			
Island 6, Lake Nipissing	Latchford	1.2	1.2
A1, Lake Nipissing	Loudon		4.7
Island, Trout Lake	East Ferris	.35	.35

## Appendix No. 13—Continued

## ISLANDS SOLD AND PATENTED

## Under Summer Resort Regulations

Part or Parcel	Township	No. of acres sold	No. of acres patented
<i>District of Parry Sound:</i>			
H.G. 7960, Georgian Bay.....		.3	
"A" Cariboo Lake.....	McConkey.....	1.	
B-1000, Georgian Bay.....	Opp. Shawanaga.....	.5	
West Pt. Island, Lake Nipissing.....	Patterson.....		2.24
Bobby (B.) Schamerhorn Lake.....	Perry.....		3.59
Bucktooth, Bay Lake.....	".....		3.39
26-C (Wigwas), Georgian Bay.....	Opp. Carling.....		9.81
B-639, Georgian Bay.....	Opp. Cowper.....		1.9
210-"A", Georgian Bay.....	Opp. Harrison.....		.392
Island, Buck Lake.....	McMurrich.....	.58	
<i>District of Parry Sound:</i>			
Islets 362			
Islets 354 } A, Georgian Bay.....	Harrison.....		2.
Islets 352 }			
Island, Stanley Lake.....	Mills.....	1.6	
<i>District of Rainy River:</i>			
Pcl. 3 of 131-A, Rainy Lake.....		10.05	
"M", Clearwater Lake.....			3.6
Pcl. 3 "Rest" (131A), Rainy Lake.....			10.05
<i>County of Renfrew:</i>			
Idylwild, Round Lake.....	Richards.....	1.8	
<i>District of Sudbury:</i>			
B. 2, Lake Nipissing.....	Casimir.....	7.5	
37, Little Wahnapiatae Lake.....	Allen.....	.5	
<i>District of Temiskaming:</i>			
West Pt. Island "T", Larder Lake.....	McFadden.....	4.35	
	Totals.....	97.45	134.692

Number of Assignments, 2. Area, 4.84 acres.



## Appendix No. 13—Continued

Miscellaneous Conveyances, etc., issued during the year ending March 31st, 1936.

Township	District or County	Sales		Patents, etc.	
		No.	Area	No.	Area
<i>Miscellaneous:</i>					
Belmont	Peterborough	1	1.	1	1.
Gillies	Thunder Bay	1	5.	1	5.
Hanlan	Cochrane	1	1.		
Machin	"			1	.82
Marquis	Temiskaming			1	2.
Matheson	Cochrane			1	2.
Savard	Temiskaming	1	2.		
(Unsurveyed)	Kenora	1	57.96		
Vespra	Simcoe	1	.098		
Walsingham S.	Norfolk	1	28.14	1	28.14
<i>Vesting Orders, etc.:</i>					
Airy	Nipissing	1	5.	1	5.
Hudson	Kenora	1	.41	1	.41
Kenyon	Glengarry	1	200.		
Medora	Muskoka	1	.18	1	.18
Morrison	"	1	.4	1	.4
Temagami T.P.	Nipissing			1	.08
Toronto City	York	1	1.257	1	1.257
	Totals	13	302.445	12	46.287

*Appendix No. 14*

## PATENTS OFFICE (LANDS BRANCH)

Statement of Patents, etc., Issued during the year ending March 31st, 1936.

Public Lands Patents.....			287	
Free Grants ".....			162	
Pine Grants.....			8	
Transfers (Town lots).....			42	
Patents ".....			26	
Miscellaneous Patents.....			6	
Vesting Orders, etc.....			6	
				537
Mining Lands Patents.....			486	
" Rights ".....			7	
" Leases.....			93	586
Crown Leases.....			36	
Algonquin Park Leases.....			19	
Bruce Beach Leases.....			12	
" " Renewals.....			7	
Jordan Harbour Leases.....			2	
" " Renewals.....			3	
Rondeau Park Leases.....			2	
Temagami Leases.....			3	
				84
				1207
Total.....				
Licenses of Occupation (Mines).....				91
" " (Lands).....	227			
" " Algonquin Park.....	6			
" " Jordan Harbour.....	1			
" " Quetico Park.....	2			
" " Rondeau Park.....	15	251	342	
Licenses of Occupation cancelled.....				99
Crown Leases ".....				25

*Appendix No. 15*

## RECORDS BRANCH

April 1st, 1935, to March 31st, 1936

Communications received:			
From Crown Land Agents.....			10,737
From District Foresters.....			5,051
From Mining Recorders.....			3,706
From Homestead Inspectors.....			890
From Superintendent, Algonquin Park.....			699
From Superintendent, Quetico Park.....			60
From Superintendent, Rondeau Park.....			362
Orders-in-Council.....			108
Telegrams.....			346
All other sources.....			34,744
Total incoming (Minister's Office and Land Tax Branch not included).....			56,703
Communications sent out to Crown Lands Agents, District Foresters, Inspectors and Park Superintendents.....			23,500
To General Public.....			28,000
Re Statistics.....			2,500
Re Mill Licenses.....			3,515
Re Maps and Blue Prints.....			7,500
Summer Home Booklets and Pamphlets.....			2,000
Total outgoing (Minister's Office and Land Tax Branch not included).....			67,015
Files:			
New Files Issued—General.....			3,100
New Files Issued—Accounts Chargeable.....			815
New Files Issued—Accounts Free.....			217

---

---

PART II

SURVEYS BRANCH

---

---

*Appendix No. 16*

## REPORT OF SURVEYOR-GENERAL

The following survey work was carried on under instructions from this Branch, during the year ending March 31st, 1936:—

Survey of certain roads in the County of Hastings and District of Nipissing, by C. F. Aylesworth, O.L.S. of Madoc.

Survey of part of the Severn Falls Road, in the township of Matchedash, by G. S. Abrey, O.L.S. of Toronto.

Survey of part of the Trans-Canada Highway, in the Districts of Thunder Bay and Kenora, by C. E. Bush, O.L.S. of Toronto.

Survey of certain roads in the Districts of Muskoka and Nipissing and County of Haliburton by E. L. Burgess, O.L.S. of Bracebridge.

Resurvey of certain lines in the townships of Kennebec and Clarendon, also traverse of part of the shore of Gull Lake, by M. E. Crouch, O.L.S. of Kingston.

Survey of part of the Kirkland Lake-Chemins Road, District of Timiskaming, by T. G. Code, O.L.S. of Cobalt.

Retrace certain survey lines in the townships of Awrey, Cleland and Dryden in the District of Sudbury, by J. S. Dobie, O.L.S. of Thessalon.

Survey of certain roads in the District of Cochrane, also certain township outlines in the District of Thunder Bay and retracement of certain boundaries in the District of Cochrane, by C. V. Gallagher, O.L.S. of South Porcupine.

Survey of certain township outlines in the District of Thunder Bay, by F. H. Kitto, O.L.S. of Brampton.

Survey of certain township outlines in the District of Thunder Bay, by J. M. Kilkenny, O.L.S. of Jellicoe.

Survey of certain part of the Trans-Canada Highway, in the District of Kenora, by R. S. Kirkup, O.L.S. of Fort William.

Retracement of a part of the North Boundary of Algonquin Provincial Park, also traverse of Capreol Lake, in Capreol Township, District of Sudbury, by E. L. Moore, O.L.S. of North Bay.

Survey of certain township outlines in the District of Thunder Bay, by E. M. McQuarrie, O.L.S. of Sault Ste. Marie.

Subdivision of an addition to Hudson Townplot, by A. McMeekin, O.L.S. of Kenora.

Survey of certain township outlines in the District of Thunder Bay, also part of the Trans-Canada Highway in the District of Thunder Bay, by Messrs. Phillips & Benner, O.L.S. of Port Arthur.

Control survey in conjunction with the Department of the Interior of Canada, to make ties to township corners in the Counties of Peterborough, Haliburton and Hastings, by J. W. Pierce, O.L.S. of Peterborough.

Survey of certain township outlines in the District of Thunder Bay, by G. F. Summers, O.L.S. of Toronto.

Survey for the Department of Mines, of part of the south boundary of a water lot in the City of Toronto, granted to the Corporation of the City of Toronto on May 18th, 1880, by Messrs. Speight and vanNostrand, O.L.S. of Toronto.

## MUNICIPAL SURVEYS

No.	Date of Instructions	Description	Date of Confirmation
792	Feb. 27th, 1935	Survey easterly limit of lot 2, Con. 10, East of Bury Road, Twp. of Albermarle. by R. McDowell, O.L.S. of Owen Sound.	Jan. 6th, 1936

## TOWNSITE SUBDIVISIONS

The following townsites were laid out on lands patented subsequent to March, 1910 and were submitted and approval given as required under The Townsites Act.

Dillabough Townsite, near Beardmore Station, District of Thunder Bay.

Mining Claim L-2100, Township of Teck, District of Timiskaming.

Mining Claims L-1439, 2728, 1534 and 1535, (parts) Township of Teck, District of Timiskaming.

Mining Claim L-27215, Township of Guibord, District of Cochrane.

Spring Lake Townsite, Township of Leduc, District of Thunder Bay.

Mining Claims M.R. 6451—M.R. 6321, Addition to Matachewan, District of Timiskaming.

## MAPS

During the year a new map (No. 24A) of Kenora and Rainy River Districts was prepared and published.

Extracts from reports of several surveyors employed under instructions from this Department will be found in Appendices 18 and 19.

*Appendix No. 17*

Statement of Crown Surveys completed and closed during twelve months ending March 31st, 1936

No.	Date of Instructions	Name of Surveyor	Description of Surveys	Amount Paid
1	Aug. 2, 1935	C. F. Aylesworth	Survey of certain roads in the County of Hastings and District of Nipissing	\$1,356.75
2	July 5, 1935	C. E. Bush	Survey of part of Trans-Canada Highway, Districts of Thunder Bay and Kenora	4,599.95
3	July 22, 1935	E. L. Burgess	Certain roads in Districts of Muskoka and Nipissing and County of Haliburton	2,224.35
4	Apr. 21, 1934	E. D. Bolton	Survey of beach lands in front of the County of Bruce	4,605.10
5	Apr. 21, 1934	R. W. Code	Survey of beach lands in front of the County of Lambton	3,678.47
6	Apr. 30, 1934	E. L. Cavana	Establish the position of original monuments in the Township of Matchedash	981.85
7	Aug. 7, 1935	J. S. Dobie	Retrace certain lines in the Townships of Awrey and Dryden	3,408.15
8	July 15, 1935	C. V. Gallagher	Survey of township outlines in the District of Thunder Bay	3,780.54
9	Aug. 12, 1935	F. H. Kitto	Survey of township outlines in the District of Thunder Bay	2,158.42
10	July 20, 1935	J. M. Kilkenny	Survey of township outlines in the District of Thunder Bay	2,242.80
11	Aug. 5, 1935	Roy S. Kirkup	Survey of certain part of the Trans-Canada Highway in the District of Kenora	4,378.65
12	July 29, 1935	E. L. Moore	Survey North Boundary of Algonquin Provincial Park and traverse Capreol Lake in Capreol Township	3,653.45
13	July 18, 1935	E. M. McQuarrie	Survey of township outlines in the District of Thunder Bay	2,727.00
14	May 16, 1935	A. McMeekin	Subdivision of an addition to Hudson Townplot	500.00
15	Oct. 11, 1935	Phillips & Benner	Survey of township outlines in the District of Thunder Bay	1,935.18
16	July 5, 1935	Phillips & Benner	Survey part of the Trans-Canada Highway, District of Thunder Bay	2,983.80
17	July 25, 1935	J. W. Pierce	Ties to control survey, township corners, Counties Peterborough, Haliburton and Hastings	1,532.00
18	July 5, 1935	G. F. Summers	Survey of township outlines in the District of Sudbury	7,902.00
19	Apr. 18, 1934	Speight & vanNostrand	Survey of beach lands in front of the County of Huron	2,377.85
				\$57,026.31
			Statement of Crown Surveys in progress during twelve months ending March 31st, 1936	
1	June 15, 1935	M. E. Crouch	Survey of certain lines in the townships of Kennebec and Clarendon	1,580.15
2	July 15, 1935	C. V. Gallagher	Resurvey certain township boundaries in the District of Cochrane	1,440.00
3	July 15, 1935	C. V. Gallagher	Survey of certain roads in the District of Cochrane	1,260.00
4	Sept. 30, 1932	N. A. Burwash	Survey a portion of boundary between Ontario and Quebec, in Lake St. Francis	678.24
5	Sept. 26, 1935	T. G. Code	Survey of part Kirkland Lake—Cheminis Road, District of Timiskaming	1,493.96
				6,452.35
			Less amount refunded by Department of Northern Development for road surveys performed for that Department	\$63,478.66
			Less amount refunded by A. McMeekin, O.L.S.	14,906.55
				49.58
				\$14,956.13

The total amount of monies paid out in connection with these surveys was \$63,478.66. The Department was re-imbursed by the Department of Northern Development to the amount of \$14,906.55 on account of certain road surveys, an agreement having been made that the latter Department would pay the costs of such surveys and this Department would appoint the surveyors and issue instructions to them.

*Appendix No. 18*

Extracts from the Field Notes of the survey of part of the North Boundary of Algonquin Provincial Park, District of Nipissing.

By E. L. MOORE, O.L.S., 1935.

The object of this survey was to re-establish the line between the Townships of Pentland and Lauder, the north part of the line between Pentland and Boyd to the line between concessions X and XI of Boyd, the line between the Townships of Boyd and Cameron to the southwest angle of Cameron and the line between the Townships of Cameron and Deacon, to renew all original posts that could be found, to re-establish all obliterated corners and finally to ascertain the correct distances and bearings along the lines.

Unfortunately, owing to the lateness of the season, the very rough nature of the country and the extreme difficulty of finding satisfactory evidence of the old lines which had been run between fifty and fifty-five years ago and in some cases, I am almost convinced were only supposed to have been run, I was not able to complete all the work specified, I did, however, retrace the line and complete the survey from the southwest angle of the Township of Lauder to the side road allowance between lots 20 and 21 of the township of Boyd and continued thence on a trial line without finding any evidence of the original survey to the boundary line between the Townships of Boyd and Cameron which I located without much difficulty and retraced for about sixty chains southerly when at this point in the work I received instructions to discontinue operations for the season.

*Appendix No. 19*

Extracts from Diary and Field Notes of survey of certain townships in the District of Thunder Bay, surveyed by—

G. F. SUMMERS,  
*Ontario Land Surveyor, 1935*

Commencing at the Southeast angle of the Township of Errington, I surveyed the different boundaries in the following order:

1. The South limit of Errington Twp. from the East to the West.
2. The South limit of Lindsley Twp. from the East to the West.
3. The South limit of Ashmore Twp. from the West to the East.
4. The East limit of the Township of Ashmore and the West limit of the Township of Croll, from the South, northerly to the 4 mile 30 chain post.
5. The South limit of Croll Twp. from the West to the East.
6. The East limit of Croll Twp. from the South to the North.
7. The South limit of Oakes Twp. from the West to the East.
8. The balance of the East limit of Ashmore Twp. and the West limit of Croll Twp. from the 4 mile 30 chain post northerly.
9. The East limit of McQueston Twp. and the West limit of Houck Twp. from the South to the North.
10. The North limit of Houck Twp. from the West to the East.

11. The North limit of McQueston Twp. from the East to the West.
12. The West limit of McQueston Twp. and the East limit of Fulford Twp. from the North to the South to the 2 mile and 30 chain point.
13. The North limit of Fulford Twp. from the East to the West.
14. The North limit of Kirby Twp. from the East to the West.
15. The West limit of Fulford Twp. and the East limit of Kirby Twp. from the North to the South.
16. The balance of the West limit of McQueston and the East limit of Fulford Twp. from the 2 mile 30 chain point South.
17. The East limit of Oakes Township from the North to the South.

In running the East limit of Oakes Township, I was unable to get an observation before starting this line due to bad weather conditions. However, I took special care in picking up the South and West limits of Bain Township and the North limit of Oakes Township and feel that the line as laid down is on the correct astronomic bearing.

Wooden posts were planted at each mile and where the mile posts came within the beds of streams or lakes, Witness Posts were planted on the shores thereof. Standard Iron Posts were planted at the three mile point and Township corners.

#### TOPOGRAPHY

The general topography of the country is low lying level land with very little rock outcrop, and generally swampy.

#### TIMBER

For the most part the country is covered with spruce except where there is *brulé*. I have indicated on timber plans certain portions of timber as being commercial. This means that it is suitable for pulpwood and paper manufacture, there being very little timber which could be manufactured into lumber.

#### GEOLOGY

The geology of rocks on the South limits of Lindsley, Errington, Ashmore and Croll have been dealt with in the Report of the Department of Mines by Dr. Bruce, 1935. The geology of rocks along the North limits of Houck, McQueston, Fulford and Kirby are granite.

#### TRANSPORTATION

Little Long Lake and Alfred Lake afford splendid water transportation, the latter lake being connected with Little Long Lake by some small lakes, a creek, and a two mile portage. The above portage also connects up with a creek and chain of lakes joining Alfred and Hutchison Lakes. From Hutchison Lake there is a possible canoe route extending northerly through a creek and some small lakes to and beyond the northeast corner of Fulford Township. There is also a canoe route extending Westerly from Hutchison Lake through a series of small lakes to Twin Lakes in the Southwest part of of Fulford Township and also to Wild Goose Lake.

#### GAME

Very little game was noticed, the exception being moose. Partridge was scarce and fish not very plentiful in the lakes where fishing was tried.



---

---

PART III

FORESTRY BRANCH

---

---

*Appendix No. 20*

## I—FOREST FIRE PROTECTION

(1) *Legislation*

There were no changes in the Forest Fires Prevention Act nor the regulations thereunder during the year.

(2) *Organization and Personnel*

The re-organization of the Department which took place on the thirtieth of November in 1934 resulted in some changes in the seasonal fire ranging staff. New chief rangers were appointed for the Port Arthur, A. C. R., Sudbury North, Trent, Abitibi and Timmins Divisions.

The average daily force, including Chief and Deputy Chief Rangers, was as follows: April, 91; May, 557; June, 918; July, 931; August, 938; September, 589; October, 132. The largest number of men on duty at any one time, including Chief and Deputy Chief Rangers was 945.

NUMBER OF MEN ON DUTY INCLUDING CHIEF AND DEPUTY CHIEF RANGERS.

	1935	1934	1933	1932	1931	1930	1929
April 1st.....	38	143	94	106	121	104	77
April 15th.....	65	150	109	117	191	189	139
May 1st.....	297	243	183	231	471	454	454
May 15th.....	521	526	441	524	878	880	683
June 1st.....	860	834	775	960	1112	1111	981
June 15th.....	933	920	813	987	1164	1173	1066
July 1st.....	925	933	812	999	1195	1216	1090
July 15th.....	934	937	821	1010	1210	1235	1085
August 1st.....	932	916	841	1035	1212	1205	1072
August 15th.....	935	923	838	1035	1207	1208	1081
September 1st.....	929	889	775	917	1114	1184	1083
September 15th.....	472	784	742	735	901	1136	987
October 1st.....	229	356	332	317	332	477	407
October 15th.....	117	262	200	225	244	288	245
October 31st.....	90	186	171	185	196	179	154

ORGANIZATION AND PERSONNEL

District	Area (acres)	Headquarters	Supervisory Staff	Chief Ranger Division	Headquarters
Sioux Lookout.....	15,800,000	Sioux Lookout.....	1 District Forester..... 2 Chief Forest Rangers..... 11 Deputy Chief Rangers.....	Red Lake..... Armstrong..... Sioux Lookout.....	Goose Island Armstrong Sioux Lookout
Kenora.....	9,600,000	Kenora.....	1 District Forester..... 1 Assistant District Forester..... 3 Chief Forest Rangers..... 7 Deputy Chief Rangers.....	Kenora..... Minaki..... Dryden.....	Kenora Minaki Dryden
Rainy River.....	4,000,000	Fort Frances.....	1 District Forester..... 1 Chief Forest Ranger..... 4 Deputy Chief Rangers.....	Rainy River.....	Fort Frances
Port Arthur.....	13,250,000	Port Arthur.....	1 District Forester..... 3 Chief Forest Rangers..... 15 Deputy Chief Rangers.....	Thunder Bay..... Nipigon..... Longlac.....	Port Arthur Macdiarmid Longlac
Kapuskasung.....	12,300,000	Kapuskasung.....	1 District Forester..... 1 Assistant District Forester..... 4 Chief Forest Rangers..... 10 Deputy Chief Rangers.....	Nakama..... Oba..... Hearst..... Kapuskasung.....	Nakama Oba Hearst Kapuskasung
Cochrane.....	9,660,000	Cochrane.....	1 District Forester..... 4 Chief Forest Rangers..... 12 Deputy Chief Rangers.....	Cochrane..... Abitibi..... Timmins..... Swastika.....	Cochrane Stinson Timmins Swastika
Sault Ste. Marie.....	10,120,000	Sault Ste. Marie.....	1 District Forester..... 4 Chief Forest Rangers..... 11 Deputy Chief Rangers.....	A. C. R..... Blind River..... Mississagi South..... Franz.....	Sault Ste. Marie Blind River Ranger Lake Franz.
Sudbury.....	12,650,000	Sudbury.....	1 District Forester..... 8 Chief Forest Rangers..... 20 Deputy Chief Rangers.....	Foley West..... Foley East..... Mississagi West..... Mississagi East..... Webbwood..... Timagami West..... Sudbury North..... Sudbury South.....	Foley West Gogama Chapleau Biscotasing Espanola Shining Tree Skead Sudbury

## ORGANIZATION AND PERSONNEL

District	Area (acres)	Headquarters	Supervisory Staff	Chief Ranger Division	Headquarters
North Bay	5,440,000	North Bay	1 District Forester 4 Chief Forest Rangers 11 Deputy Chief Rangers	Timagami North Timagami East Latchford North Bay	Elk Lake Timagami Latchford North Bay
Georgian Bay	3,160,000	Parry Sound	1 District Forester 1 Assistant Forester 2 Chief Forest Rangers 5 Deputy Chief Rangers	Georgian Bay West Georgian Bay East	Parry Sound Powassan
Algonquin	3,350,000	Pembroke	1 District Forester 1 Assistant Forester 2 Chief Forest Rangers 6 Deputy Chief Rangers	Algonquin North Algonquin South	Pembroke Whitney
Trent	3,200,000	Tweed	1 District Forester 1 Assistant Forester 2 Chief Forest Rangers 4 Deputy Chief Rangers	Trent Madawaska	Bancroft Dacre
Total Area	102,530,000				





## CLASSIFICATION OF AREA BURNED OVER

By Month

District	April		May		June		July		August		September		October		Total Acres
	Acres	Per Cent.	Acres	Per Cent.	Acres	Per Cent.	Acres	Per Cent.	Acres	Per Cent.	Acres	Per Cent.	Acres	Per Cent.	
Sioux Lookout.....			40,878	90.0	3,892	8.6	1		638	1.4					45,409
Kenora.....			982	94.2	50	5.1			7	0.7					989
Rainy River.....			133	91.1			2	1.4	2	1.4			9	6.1	146
Port Arthur.....			11,875	79.3	2,944	19.7	7		136	0.9	17	0.1	2		14,981
Kapuskasing.....			915	56.8	71	4.4	624	38.7	1	0.1					1,611
Cochrane.....	2		8,098	56.1	5,162	35.8	1,079	7.5	86	0.6	1				14,428
North Bay.....	6		70,061	96.7	2,314	3.2	16		75	0.1	3				72,475
Sudbury.....	486	0.8	42,923	71.4	8,135	13.5	4,882	8.1	3,479	5.8	156	0.3	48	0.1	60,109
Sault Ste. Marie.....	257	1.8	12,088	84.8	91	0.6	1,220	8.6	589	4.2	5				14,250
Georgian Bay.....	536	6.3	5,399	63.5	574	6.7	14	0.2	1,959	23.1	9	0.1	11	0.1	8,502
Algonquin.....	707	6.6	9,283	86.3	661	6.2					2		103	0.9	10,756
Trent.....	1,261	18.0	5,449	77.8	11	0.2	1		19	0.2	26	0.4	239	3.4	7,006
Totals.....	3,255	1.3	208,034	83.0	23,905	9.5	7,846	3.1	6,991	2.8	219	0.1	412	0.2	250,662

CLASSIFICATION OF AREA BURNED OVER

By Origin

District	Settlers		Campers		Railways		Lightning		Logging Operations		Mining Operations		Smokers		Road Construction		Incendiary		Prospectors		Miscellaneous		Unknown		Total Acres
	Acres	Per Cent	Acres	Per Cent	Acres	Per Cent	Acres	Per Cent	Acres	Per Cent	Acres	Per Cent	Acres	Per Cent	Acres	Per Cent	Acres	Per Cent	Acres	Per Cent	Acres	Per Cent	Acres	Per Cent	
Sioux Lookout.....	1	...	40,817	89.9	...	634	1.4	...	404	40.8	68	0.2	9	...	156	15.8	12	1.2	3,880	8.5	80	8.1	...	...	45,409
Kenora.....	96	9.7	238	24.1	3	0.3	...	1	0.7	2	1.3	...	11	9.5	1	0.7	...	...	...	...	...	...	3	2.1	989
Rainy River.....	114	78.1	13	9.0	1	0.7	...	21	0.1	...	...	...	266	1.8	5	...	47	0.3	5,995	40.1	10	0.1	3,742	24.9	14,981
Port Arthur.....	900	6.0	3,994	26.7	1	...	...	1	0.1	17	1.1	...	833	51.7	...	260	16.1	...	...	...	...	90	5.6	1,611	
Kapuskasing.....	353	21.9	57	3.5	...	...	...	3	0.4	3,662	25.4	2	...	58	0.4	...	...	...	...	...	...	998	6.9	7,643	53.0
Cochrane.....	1,536	10.7	522	3.6	2	...	...	8	...	...	...	...	20,194	27.9	7	...	2,369	3.3	327	0.4	2	...	1,387	1.9	72,475
North Bay.....	23,773	32.8	24,404	33.7	1	...	...	3	...	...	...	...	33,888	56.4	1	...	14,632	24.4	...	...	497	0.8	4,930	8.2	60,109
Sudbury.....	408	0.7	5,636	9.4	3	...	...	90	0.1	21	...	...	8,681	60.9	744	5.2	...	...	...	...	3,650	25.6	75	0.6	14,250
Sault Ste. Marie.....	331	2.3	528	3.7	...	...	...	174	1.2	...	65	0.5	733	8.6	25	0.3	978	11.5	...	...	141	1.7	2,230	26.2	8,502
Georgian Bay.....	1,102	13.0	3,200	37.6	11	0.1	...	49	0.6	33	0.4	675	6.3	24	0.2	11	0.1	5,655	52.5	100	1.4	...	156	2.2	7,006
Algonquin.....	189	1.8	2,813	26.1	287	2.7	...	...	...	...	...	...	589	8.4	12	0.2	2,292	32.7	...	...	...	...	...	...	...
Trent.....	3,254	46.4	599	8.6	4	0.1	...	...	...	...	...	...	...	...	962	0.4	26,249	10.4	10,362	4.1	5,378	2.2	21,358	8.5	250,862
Totals.....	32,057	12.8	82,821	33.1	313	0.1	981	0.4	4,142	1.7	813	0.3	65,286	26.0	962	0.4	26,249	10.4	10,362	4.1	5,378	2.2	21,358	8.5	250,862





## CLASSIFICATION OF FOREST AREAS BURNED OVER

District	Number of Fires	Mature Growth		Second Growth		Young Growth		Slash not restocking	Old Burn not restocking	Muskeg	Barren	Grass	Totals (acres)
		Coniferous	Hard-wood	Coniferous	Hard-wood	Coniferous	Hard-wood						
Sioux Lookout.....	28	10,193	140	12,090	.....	10,736	40	500	105	8,000	3,600	5	45,409
Kenora.....	21	30	100	161	25	108	9	317	80	86	8	5	989
Rainy River.....	92	5	.....	3	8	.....	3	3	1	14	2	106	146
Port Arthur.....	2,931	606	.....	3,413	136	268	282	1,181	5,805	127	82	150	14,981
Kapuskasing.....	29	42	.....	104	22	147	42	1,074	179	.....	.....	1	1,611
Cochrane.....	81	6,662	284	690	.....	612	103	3,300	2,487	125	3	162	14,428
North Bay.....	123	18,085	2,953	1,724	2,251	13,381	6,258	7,086	18,853	149	353	1,382	72,475
Sudbury.....	276	3,321	3,272	3,436	2,489	3,690	14,200	18,286	5,005	922	3,976	1,512	60,109
Sault Ste. Marie.....	113	108	390	550	958	410	1,018	1,834	4,020	243	3,852	847	14,250
Georgian Bay.....	191	37	1,973	1,104	520	69	1,418	493	1,006	103	1,005	774	8,502
Algonquin.....	97	.....	.....	586	1,399	850	2,763	560	538	78	3,940	42	10,756
Trent.....	233	14	229	259	846	138	2,974	246	858	1	812	629	7,006
Totals.....	1,309	41,428	9,947	24,120	8,654	30,470	29,110	34,900	38,937	9,848	17,633	5,615	250,662
1934 Totals.....	1,568	60,845	8,028	20,668	11,276	8,902	22,883	22,824	31,575	3,117	3,608	4,907	198,633

District	Number of Fires	Timber land, Mainly Coniferous, i.e. Softwood		Timber land, Mainly Hardwood		Cut-over land, Some Softwood left		Cut-over land, Some Hardwood left		Young Growth, Mainly Coniferous	Young Growth, Mainly Hardwood	Barren land	Grass land	Totals (acres)
		Coniferous	Softwood	Mainly Hardwood	Softwood left	Some Hardwood left	Some Hardwood left							
1933 Totals.....	1,919	82,626	.....	12,149	.....	32,494	10,481	54,811	33,794	118,324	5,279	349,958		
1932 ".....	2,073	354,627	.....	8,168	.....	37,696	11,937	131,714	23,190	107,460	4,229	679,021		
1931 ".....	1,851	42,911	.....	2,095	.....	18,587	3,016	16,254	11,405	38,219	5,800	138,287		
1930 ".....	1,402	383,246	.....	16,337	.....	63,104	6,177	74,902	25,688	135,868	6,487	711,809		
1929 ".....	1,550	114,026	.....	912	.....	109,315	5,261	177,464	8,085	205,302	5,278	625,643		

CLASSIFICATION OF LAND BURNED OVER

District	Fires Burning on one Class of Land only				Fires Burning on Both Crown and Private Land								Totals						
	Crown Land				Private Land				Originating on Crown Land				Originating on Private Land				No. of Fires	Area in Acres	
	No. of Fires	Area in Acres	Per Cent	No. of Fires	Area in Acres	Per Cent	No. of Fires	Per Cent	Crown Land Area in Acres	Per Cent	Private Land Area in Acres	Per Cent	No. of Fires	Crown Land Area in Acres	Per Cent	Private Land Area in Acres			Per Cent
Sioux Lookout.....	20	45,335	99.8	8	74	0.2							1	46	4.7	4		28	45,409
Kenora.....	16	508	51.3	4	431	43.6												21	989
Rainy River.....	18	119	81.8	7	27	18.2												25	146
Port Arthur.....	52	13,189	88.0	40	1,792	12.0												92	14,981
Kapuskasing.....	3	1	0.1	26	1,010	99.9												29	1,611
Cochrane.....	31	8,118	56.3	49	3,713	25.7	1	1,871	12.9	255	1.8			8	0.1	463	3.2	81	14,428
North Bay.....	32	910	1.2	82	27,321	38.2	2	18,854	25.8	2,894	4.0	7	11,643	260	0.5	10,853	14.9	123	72,475
Sudbury.....	175	47,621	79.2	94	3,288	5.5	6	5,487	9.1	3,083	5.1	1	107	0.8	45	0.3	370	276	60,109
Sault Ste. Marie.....	56	10,663	74.8	55	3,435	24.1	2	1,185	13.9	790	9.4	3	459	5.4	218	2.5	191	8,502	
Georgian Bay.....	70	3,132	36.9	116	2,718	31.9	4	3,025	28.2	2,371	22.0	10	2,171	20.2	774	7.2	97	10,756	
Algonguin.....	73	2,370	22.0	10	45	0.4	4	273	3.9	247	3.6							233	7,006
Trent.....	155	5,824	83.1	71	662	9.4	7												
Totals.....	701	137,790	55.0	562	45,116	18.0	22	30,695	12.2	9,640	3.8	24	14,694	5.9	12,727	5.1		1,309	250,662

## MEANS OF FIRE DETECTION

District	Division	Total Fires	Air Service		Towers		Rangers		Public	
			Number	Per Cent.	Number	Per Cent.	Number	Per Cent.	Number	Per Cent.
Sioux Lookout.....	Red Lake.....	16	5	31.2	..	..	3	18.7	8	49.0
	Sioux Lookout.....	7	..	..	..	6	85.7	1	14.3	..
	Armstrong.....	5	1	20.0	..	..	..	..	4	80.0
Kenora.....	Kenora.....	15	6	21.4	..	..	9	32.2	13	46.4
	Minaki.....	3	3	20.0	2	13.3	4	26.7	6	40.0
	Dryden.....	3	1	33.4	1	33.3	..	..	1	33.3
Rainy River.....	..	3	..	..	1	33.3	..	..	2	66.7
	..	21	4	19.1	4	19.0	4	19.1	9	42.9
	..	25	9	36.0	13	52.0	..	..	3	12.0
Port Arthur.....	Thunder Bay.....	63	23	36.5	10	15.9	15	23.8	15	23.8
	Nipigon.....	16	4	25.0	4	25.0	2	12.5	6	37.5
	Longlac.....	13	..	..	2	15.4	2	15.4	9	69.2
Kapuskasing.....	..	92	27	29.3	16	17.4	19	20.7	30	32.6
	Nakina.....	6	1	16.7	..	..	3	50.0	2	33.3
	Oba.....	9	..	..	2	22.2	2	22.2	5	55.6
Cochrane.....	Kapuskasing.....	7	2	28.6	3	42.8	2	28.6	..	..
	Hearst.....	7	..	..	2	28.6	1	14.3	4	57.1
	..	29	3	10.4	7	24.1	8	27.6	11	37.9
Cochrane.....	Cochrane.....	24	..	..	1	4.1	7	29.2	16	66.7
	Abitibi.....	3	..	..	..	..	1	33.3	2	66.7
	Timmins.....	25	..	..	10	40.0	12	48.0	3	12.0
Swastika.....	..	29	..	..	8	27.6	12	41.4	9	31.0
	..	81	..	..	19	23.5	32	39.5	30	37.0

North Bay.....	39	..	....	13	33.3	14	36.0	12	30.7
Timagami North.....	12	..	....	6	50.0	..	....	6	50.0
Timagami East.....	62	..	....	34	54.8	13	21.0	15	24.2
North Bay.....	10	..	....	5	50.0	1	10.0	4	40.0
Latchford.....	123	..	....	58	47.1	28	22.8	37	30.1
Sudbury.....	12	1	8.3	5	41.7	3	25.0	3	25.0
Foleyet West.....	24	1	4.2	10	41.6	9	37.6	4	16.6
Foleyet East.....	1	..	....	1	100.0	..	....	..	..
Timagami West.....	67	6	9.0	27	40.3	13	19.4	21	31.3
Sudbury North.....	88	23	26.2	40	45.4	6	6.8	19	21.6
Sudbury South.....	64	2	3.1	51	79.7	2	3.1	9	14.1
Webbwood.....	9	4	44.4	2	22.3	..	....	3	33.3
Mississagi East.....	11	2	18.2	3	27.3	1	9.0	5	45.5
Mississagi West.....	276	39	* 14.1	139	50.4	34	12.3	64	23.2
Sault Ste. Marie.....	33	6	18.2	5	15.2	2	6.1	20	60.5
A. C. R.....	62	5	8.1	18	29.0	17	27.4	22	35.5
Blind River.....	6	..	....	5	83.3	..	....	1	16.7
Mississagi South.....	12	..	....	3	25.0	3	25.0	6	50.0
Franz.....	113	11	9.7	31	27.4	22	19.5	49	43.4
Georgian Bay.....	126	1	0.8	80	63.5	8	6.3	37	29.4
Georgian Bay West.....	65	..	....	32	49.0	11	17.0	22	34.0
Georgian Bay East.....	191	1	0.5	112	58.6	19	9.9	59	30.8
Algonquin.....	41	..	....	29	70.8	8	19.4	4	9.8
Algonquin North.....	56	2	3.6	25	44.6	7	12.5	22	39.3
Algonquin South.....	97	2	2.1	54	55.7	15	15.5	26	26.6
Trent.....	113	..	....	94	83.2	6	5.2	13	11.6
Madawaska.....	120	..	....	93	77.5	8	6.7	19	15.8
Totals.....	233	..	....	187	80.3	14	6.0	32	13.7
Totals.....	1,309	102	7.8	640	48.9	204	15.6	363	27.7

(5) *Burning Permits*

The number of burning permits issued, 18,988, and the acreage covered by them, 46,479, was less than in 1934 which in turn was less than in 1933.

## STATEMENT OF PERMITS ISSUED

Division	Number of Permits						
	1935	1934	1933	1932	1931	1930	1929
Red Lake.....	156	139	105	89	107	111	63
Sioux Lookout.....	244	314	123	53	115	66	78
Armstrong.....	169	187	93	96	98	10	13
Kenora.....	256	875	840	853	863	606	769
Dryden.....	697						
Minaki.....	80	63	113	110	108	66	55
Rainy River.....	52	45	40	92	121	40	40
Thunder Bay.....	952	2,049	1,728	1,689	1,763	395	293
Nipigon.....		123	16	9	37		3
Longlac.....		82	6	7	8		2
Nakina.....	25	33	13	21	13	2	7
Hearst.....	1,820	2,023	2,780	2,644	2,845	1,173	1,074
Oba.....	20	38	66	39	56	24	15
Kapuskaing.....	2,183	2,696	3,770	2,514	3,824	2,113	1,903
Smoky Falls.....							16
Cochrane.....	2,997	2,456	3,714	2,580	4,723	2,755	2,078
Abitibi.....			7		3	8	20
Swastika.....	1,149	1,825	2,262	1,497	3,105	1,915	1,664
Timmins.....	1,352	1,299	1,605	1,065	1,836	1,093	1,241
A. C. R.....	240	296	464	428	132	93	95
Blind River.....	428	452	731	911	387	250	191
Mississagi South.....				2			
Franz.....	155	49	29	7	10	13	9
Foley West.....	143	145	182	138	141	74	43
Foley East.....	171	189	250	144	167	170	199
Mississagi West.....	45	88	153	71	50	48	55
Mississagi East.....	90	118	161	90	84	64	6
Webbwood.....	820	626	794	590	435	225	222
Sudbury North.....	121	90	165	462	185	129	12
Sudbury South.....	997	1,089	2,119	2,014	1,669	962	854
Timagami West.....	52	50	56	37	37	18	27
Timagami North.....	1,367	1,082	1,287	1,564	1,367	294	988
Timagami East.....	59	64	10	21	20	17	277
Latchford.....	34	66	96	155	249	18	
North Bay.....	969	1,051	1,085	1,539	1,091	731	914
Georgian Bay West.....	244	288	353	342	288	93	105
Georgian Bay East.....	371	303	471	281	295	224	165
Algonquin North.....	73	70	61	55	35	41	50
Algonquin South.....	103	203	309	303	173	122	106
Trent.....	130	150	417	314	217	172	150
Madawaska.....	224	246	448	361	374	327	235
Totals.....	18,988	20,962	26,922	23,187	27,031	15,094	14,038

## STATEMENT OF PERMITS ISSUED

Division	Acreage Covered by Permits						
	1935	1934	1933	1932	1931	1930	1929
Red Lake . . . . .	3,112	3,855	257	440	572	1,786	29
Sioux Lookout . . . . .	1,045	3,266	685	218	757	375	570
Armstrong . . . . .	1,303	1,601	1,019	142	412		4
Kenora . . . . .	303	2,008	1,531	1,925	2,124	1,738	2,170
Dryden . . . . .	1,881						
Minaki . . . . .	44	2	33	22	17	22	18
Rainy River . . . . .	1,274	1,651	63	209	344	90	403
Thunder Bay . . . . .	4,149	5,698	7,978	5,927	7,068	2,201	1,137
Nipigon . . . . .		720	543	17	93		15
Longlac . . . . .		138	1	2	2		
Nakina . . . . .	175	117	12	11	7		3
Hearst . . . . .	4,061	5,225	7,119	7,665	13,591	4,805	4,898
Oba . . . . .	9	38	146	47	109	25	7
Kapuskasing . . . . .	4,739	4,783	7,928	5,607	10,894	6,437	7,443
Smoky Falls . . . . .							22
Cochrane . . . . .	6,583	5,731	8,161	6,069	12,407	8,735	6,414
Abitibi . . . . .			21		1	39	19
Swastika . . . . .	2,535	3,740	5,107	5,667	11,331	8,441	7,554
Timmins . . . . .	1,936	1,863	2,356	1,798	5,795	5,669	6,801
A. C. R. . . . .	540	957	1,584	1,171	466	603	184
Blind River . . . . .	1,654	1,664	3,138	1,210	1,422	690	380
Mississagi South . . . . .				2			
Franz . . . . .	15	257	23	1	1		
Foleyet West . . . . .	75	72	192	39	205	19	23
Foleyet East . . . . .	96	127	69	59	252	161	65
Mississagi West . . . . .	108	66	121	50	77	83	331
Mississagi East . . . . .	22	39	23	16	19	27	9
Webbwood . . . . .	2,626	2,300	2,330	1,763	1,964	915	648
Sudbury North . . . . .	419	230	337	1,008	664	339	13
Sudbury South . . . . .	2,307	2,471	4,759	5,121	3,387	1,670	2,184
Timagami West . . . . .	186	140	84	6	523	5	34
Timagami North . . . . .	1,489	1,048	1,339	1,244	2,087	1,692	1,228
Timagami East . . . . .		577		66	11	1	579
Latchford . . . . .	85	280	244	771	535	9	
North Bay . . . . .	973	1,949	1,950	2,756	1,612	875	1,697
Georgian Bay West . . . . .	622	592	833	691	531	169	307
Georgian Bay East . . . . .	979	633	1,312	711	742	623	730
Algonquin North . . . . .	250	104	138	227	110	121	3,362
Algonquin South . . . . .	136	591	614	443	305	180	1,753
Trent . . . . .	271	382	1,023	649	472	437	295
Madawaska . . . . .	477	668	968	849	1,043	1,296	423
Totals . . . . .	46,479	55,583	64,041	54,619	81,952	50,278	51,752

## STATEMENT OF PERMITS ISSUED

Month	Number of Permits						
	1935	1934	1933	1932	1931	1930	1929
April.....	1,135	598	1,615	1,317	1,564	756	640
May.....	4,045	5,376	5,116	5,437	6,173	3,531	2,579
June.....	4,873	4,841	7,741	5,316	7,528	3,025	5,043
July.....	3,954	3,948	2,758	3,281	3,450	2,150	2,937
August.....	3,114	3,813	4,861	4,161	4,545	2,753	1,520
September.....	1,654	2,028	4,284	3,246	3,139	2,469	1,220
October.....	212	358	547	429	632	410	99
November.....	1						
Totals.....	18,988	20,962	26,922	23,187	27,031	15,094	14,038

Month	Acreage covered by Permits						
	1935	1934	1933	1932	1931	1930	1929
April.....	4,856	5,119	6,324	4,844	6,919	4,888	2,662
May.....	11,979	16,701	14,665	16,401	22,898	14,134	9,882
June.....	10,327	11,947	18,850	13,146	25,440	10,696	24,581
July.....	7,765	7,383	4,802	5,514	7,521	7,263	8,627
August.....	5,386	6,547	8,720	7,453	10,318	6,871	2,693
September.....	5,363	6,179	8,421	6,329	7,238	4,923	2,302
October.....	801	1,707	2,259	892	1,618	1,503	1,005
November.....	2						
Totals.....	46,479	55,583	64,041	54,619	81,952	50,278	51,752

(6) *Equipment*

The only major equipment purchased of importance were six new type fire pumps. The balance of the purchases were for replacement.

(7) *Improvements*

No improvement work of importance was undertaken. Radio stations were operated at Sioux Lookout (two stations), Watcomb, Goose Island, Red Lake, Woman Lake, Pickle Lake, Armstrong, Caribou Lake, Savant Lake, Hudson, Lake St. Joseph, Kenora, Whitefish Bay, Upper Manitou Lake, Nestor's Falls, Fort Frances, Sphene Lake, Basswood Lake, Port Arthur, Garden Lake, Obonga Lake, Jackfish Island, Macdiarmid, Stimson, Adair Tower, King Mountain, Batchawana Tower, North Bay, Elk Lake, Latchford Tower, Maple Mountain Tower, Mount Collins Tower, and Delhi Tower.



MAJOR EQUIPMENT PURCHASED AND IN USE

District	Fire Fighting Units		Fire Fighting Hose (feet)		Portable Hand Pumps		Tents		Blankets (Pairs)		Canoes		Small Motor Boats		Launches		Auto Trucks		Railway Motor Cars		Velocipedes		Out-board Motors		Binoculars	
	Purchased 1935	Total in Use	Purchased 1935	Total in Use	Purchased 1935	Total in Use	Purchased 1935	Total in Use	Purchased 1935	Total in Use	Purchased 1935	Total in Use	Purchased 1935	Total in Use	Purchased 1935	Total in Use	Purchased 1935	Total in Use	Purchased 1935	Total in Use	Purchased 1935	Total in Use	Purchased 1935	Total in Use	Purchased 1935	Total in Use
Sioux Lookout.....	82	175,400	195	99	689	59	13	5	1	3	9	1	23	2												
Kenora.....	54	156,300	173	77	588	27	20	4	2	1	1	20	6													
Rainy River.....	20	67,000	29	36	336	3	10	2	3	1	1	4	18	6												
Port Arthur.....	67	191,300	437	181	1,213	66	8	4	1	8	4	8	14	11												
Kapuskasing.....	33	82,300	290	108	534	34	15	6	11	23	11	18	5													
Cochrane.....	35	73,000	187	50	567	54	5	6	2	13	7	28	8	5												
Sault Ste. Marie.....	44	100,600	249	147	797	39	6	1	9	3	10	16	10	16												
Sudbury.....	70	136,600	251	195	1,104	157	22	5	2	15	6	21	26	26												
North Bay.....	4	81,900	88	114	850	102	16	4	18	1	14	21	14	21												
Georgian Bay.....	2	38,700	53	38	349	49	4	7	8	7	6	14	14	14												
Algonquin.....	15	29,200	78	71	511	71	8	1	5	5	4	9	11	11												
Trent.....	6	13,300	109	25	205	18	29	1	11	1	1	18	18	18												
Head Office Reserve.....	21	102,500	501	24	474																					
	6	506	172,000	1,243,100	30	2,640	5	1,165	200	8,217	3	710	2	156	39	11	106	43	111	7	165	154				

*Permanent Improvements*

Completed to March 31st, 1936

Cabins.....	397
Storehouses.....	66
Boathouses.....	41
Combined Storehouses and Boathouses, etc.....	14
Bunkhouses.....	63
Offices.....	33
Garages.....	57
Other Buildings.....	149
Hose Towers.....	56
Wooden Lookout Towers.....	90
Steel Lookout Towers.....	144
Permanent Telephone Lines (miles).....	3,860

*(8) Air Operations*

Aircraft were again used in the detection and suppression of fires. The details of these operations are contained elsewhere in this report as reported by the Director of the Provincial Air Service.

Machines were located as follows:—

Goose Island.....	1 Moth
Caribou Lake.....	1 Moth
Sioux Lookout.....	1 DH 61, 1 Moth
Kenora.....	1 Hamilton 1 Moth
Ignace.....	1 Moth
Fort Frances.....	1 Fairchild
Port Arthur.....	1 Hamilton 1 Moth
Orient Bay.....	1 Vedette
Twin Lakes.....	1 DH 61 1 Moth

(DH 61 transferred to Sioux Lookout upon crash of similar machine there)

---

Oba Lake . . . . .	1 Moth
Remi Lake . . . . .	1 Moth
Sault Ste. Marie . . . . .	1 Moth
Biscotasing . . . . .	2 Moths
Sudbury . . . . .	1 Moth
Algonquin Park . . . . .	1 Fairchild KR 34

(9) *Hazard Disposal*

No major projects were undertaken in this connection.

(10) *Travel Permits*

A total of 9,774 permits were issued covering 28,606 persons. The travel permit continues to be a very efficient means of discouraging carelessness with fire.

## STATEMENT OF TRAVEL PERMITS ISSUED

District	1935		1934		1933		1932		1931		1930		1929	
	Permits	Persons	Permits	Persons	Permits	Persons	Permits	Persons	Permits	Persons	Permits	Persons	Permits	Persons
Sioux Lookout.....														
Kenora.....	887	2,147	1,276	3,330	1,133	2,724	1,639	3,364	1,592	3,727	982	2,734		
Rainy River.....	82	332												
Port Arthur.....	63	105	88	109	139	304	74	98	842	938	354	365		
Kapuskasing.....	317	612	2,248	2,465	158	399	222	542	296	682	206	313		
Cochrane.....	1,362	3,689	1,192	3,085	1,730	4,536	2,367	6,267	3,221	7,445				
Sault Ste. Marie.....	1,172	3,604	1,038	3,122	1,035	2,690	1,128	2,953	1,061	1,669	693	2,331	615	3,034
Sudbury.....	1,982	5,116	2,773	6,573	3,976	7,876	3,988	8,064	3,635	7,475	3,090	9,714	229	783
North Bay—Ferguson Highway.....							29,052	89,408	29,967	93,607	25,907	65,000	18,208	46,000
Other than Ferguson Highway.....	1,962	6,679	2,103	6,679	4,057	11,916	5,982	15,486	5,804	14,346	5,567	11,000	1,626	1,626
Georgian Bay.....														
Algonquin.....	1,947	6,322	1,460	4,799	1,933	5,476	2,301	6,601	2,175	6,086				
Trent.....														
Totals.....	9,774	28,606	12,178	30,162	14,161	35,921	46,753	132,783	48,593	135,975	36,799	91,457	20,738	51,443

*Appendix No. 21*

## II.—REFORESTATION

## 1. NURSERIES

The supply and quality of seed is fundamental in any reforestation programme. Up to the present the Ontario Forests Branch has been fortunate in this respect and has been able to procure from its own seed collecting organization a sufficient supply of all necessary tree species.

Red Pine (*Pinus resinosa*) is by far the most important, both as regards quantity used and irregularity of seed years. The last good seed year for this species was in 1932 when a large supply of cones was collected, the seed from which is still being used in our work. All seed drops in germination as it becomes old, some species faster than others, and the recognized method of storing seed in order to reduce this drop to a minimum is by controlled cold storage. The Forests Branch is badly in need of such a storage plant in order that the germination of thousands of pounds of seed, which it is necessary to keep from year to year, be reduced to a minimum.

## SEED BEDS

Seed bed work at the nurseries this year has been kept up to the average of the last two or three years and as most of the seed is now sown in the fall, the table covering this class of work groups all the beds under one heading. The seed sown in the spring, namely, Soft Maple and Elm, is only a small fraction of the total.

TABLE 1—SEED BEDS

Nursery	Conifers		Hardwoods	
	Quantity in Pounds	Beds	Quantity in Pounds	Quantity in Bushels
St. Williams.....	1,743	1,217	102	88
Orono.....	1,553	1,077	...	570
Midhurst.....	1,490	843	97	61
Totals.....	4,786	3,137	199	719

## IMPROVEMENTS

*(a) Buildings*

Very little building was done at the nurseries during the year, the additions being two small pheasant houses at Midhurst and a root house at Orono. General maintenance and necessary repairs, such as painting, etc., was carried on.

*(b) Roads and Bridges*

At Midhurst two miles of new roads were built and some additional work was done in the Park. At the other two nurseries road work consisted of maintenance and upkeep.

*(c) Other Improvements*

At all three nurseries general maintenance such as repairing fences, trimming hedges, etc., was carried out and in addition some special surveys of plantations and property was made at St. Williams. 600 additional feet of irrigation system was installed at Orono.

## PROTECTION

*(a) Fire*

No fires were reported on the nurseries during the year.

*(b) Insects*

At St. Williams outbreaks of *Ips pini*, which has occurred in previous years, was not reported this year which would indicate that this insect is now under control. At Midhurst the spruce gall aphid was troublesome and the white pine weevil and the Nantucket pine shoot moth continues to do damage. At Orono a severe outbreak of cut worms had to be controlled as well as the spruce gall aphid and an attack of *albo-capitana* was found on a 13 year old jack pine plantation.

*(c) Birds*

Little damage was reported from the nurseries from birds during the germinating period, and at St. Williams the method of controlling these by shooting has been replaced by establishing feeding grounds adjacent to the seed bed areas.

*(d) Other Animals*

Rabbits continue to be a nuisance in all older plantations and squirrels did some damage in digging up nuts and mice have done considerable damage by girdling young trees below the snow line.

*(e) Fungous Diseases*

Damping off was quite serious at St. Williams but did less damage at the other two nurseries. The eradication of ribes has been continued at St. Williams and Orono but has been slackened somewhat at Midhurst in order to give the plants an additional year's growth. Poplar canker is also a serious problem at Midhurst.

## WOODLOT IMPROVEMENT

At both St. Williams and Midhurst, where there are large areas of woodland, improvement of this has been continued steadily. At Midhurst the woodlot area has been improved at least once and at St. Williams the larger areas are being improved for either permanent woodlot areas or for planting.

## PUBLICITY

Parks at all three nurseries, which are adjacent to the property, are a source of attraction to many people who in this way visit the nurseries and thereby have an opportunity of observing the work of reforestation from the time the seed beds are set out until the trees reach an age ranging up to 27 years.

At St. Williams particularly, this local influence is felt and, supplemented by the interest of the Norfolk Chamber of Commerce, has done a great deal to encourage people to reforest waste land. Approximately one-third of the trees distributed by St. Williams during the year have gone to residents within the county of Norfolk. One exhibit was set up for the town of Simcoe and

several lectures have been given by the superintendents of all three nurseries, to service clubs, etc., in their own communities.

TABLE 2  
Summary of Nursery Stock for Planting 1936

Nursery	Conifers	Hardwoods	Cuttings	Totals
St. Williams .....	3,701,000	675,000	173,000	4,549,000
Orono .....	3,820,950	493,000	206,000	4,429,950
Midhurst .....	4,353,000	209,000	90,000	4,652,900
Totals.....	11,874,950	1,377,000	469,000	13,631,850

TABLE 3  
Permanent Plantations

Nursery	Experimental or General	New or Refills	Quantities
St. Williams.....	General	New	188,011
St. Williams.....	Experimental	Refills	67,257
Midhurst .....	General	Refills	50,000
Orono .....	None		
Total .....			305,268

## 2. COUNTY FORESTS

Planting was continued on all the county forests this year. The total area planted covered 1,034 acres and the number of trees set out amounted to 1,463,450.

Additional land was purchased by the county of Simcoe, 165 acres being added to the Orr Lake forest and 200 to the Hendrie forest.

Insect outbreaks occurred on most of the forests, and though these were not serious yet they were considerably worse than last year. Most of the damage was caused by the jack pine sawfly which feeds on the needles of the red pine, but will also attack jack, white and Scotch pine in the order named. The number of trees sprayed as a control measure in each county forest is shown in Table 3 under Insect Control.

White pine weevil caused damage to plantations in two forests, Northumberland and Hendrie where 3,500 and 1,500 trees respectively were injured. The leaders from these trees were removed and burned as a control measure.

## 3. MUNICIPAL FORESTS

This name is applied first to any municipally-owned tract of land consisting of 50 acres or more which is under the supervision of the Forestry Branch, for the purpose of improving existing woodland, protection and conservation of water supply and soil erosion, and for recreational purposes, or, second to any municipally-owned tract of land consisting of from 25 to 50 acres under management, one-quarter or more of which is woodland.

## MUNICIPAL FORESTS

Municipal Forests	Owned by	Area in Acres	Area Planted 1935	Number of Trees
Beeton Waterworks.....	Town of Beeton.....	107		
Brantford.....	City of Brantford.....	75		
Coldwater.....	Village of Coldwater.....	50		
Ebor Park.....		50		
Guelph.....	City of Guelph.....		15	31,500
Hanover.....	Town of Hanover.....	105	3	4,000
Inglis Falls.....	City of Owen Sound.....	140	75	75,050
Kitchener.....	City of Kitchener.....	100	40	46,500
King's Forest.....	City of Hamilton.....	700	2	825
Mono.....	Township of Mona.....	75		
Mulmur.....	Twp. of Mulmur.....	50		
Oro.....	Twp. of Oro.....	130		
St. Catharines.....	City of St. Catharines.....	50	11	5,000
St. Thomas Waterworks.....	City of St. Thomas.....	350	70	32,000
Township of Brantford.....	Twp. of Brantford.....		8	10,300
Vespra.....	Twp. of Vespra.....	40		
Windham.....	Twp. of Windham.....			
Woodstock.....	City of Woodstock.....	50	5	6,300
Total.....				211,475

## 4. DEMONSTRATION PLOTS

This name is applied to any publicly-owned piece of waste land in close proximity to a travelled road. This land is owned or purchased expressly for the purpose of showing the public in any municipality what may be done for their community by tree planting. These areas may vary in size from one to twenty-five acres. A sign which can be seen from the road is placed on the property and states that the planted area is a demonstration plot and that it is supervised by the Forestry Branch.

50 plantations were inspected and advice given when needed to the various municipal owners.

Several plantations of red pine were badly infested with sawfly and a good deal of damage was done. Control methods which were applied were hampered by lack of equipment.

Up to date the total number of plots established is 113.

The following list shows the number of trees planted on demonstration plots during the spring of 1935.

## ADDITIONS TO PLOTS PREVIOUSLY ESTABLISHED

Boy Scout Plantations.....	102,500
Fonthill Village.....	19,000
Woolwich Township.....	17,400
London.....	12,781
Lindsay.....	7,400
Brighton Waterworks.....	5,000
Preston.....	3,600
York Township.....	2,800
Brant County.....	1,200
Hespeler.....	450
Total.....	172,131



## NEW PLOTS ESTABLISHED

Brantford Utilities Commission .....	18,000
Village of Erin.....	10,500
Village of Palgrave .....	1,050
	29,550
Grand Total.....	201,681

## 5. DEMONSTRATION WOODLOTS

This name is applied to privately-owned areas of woodland adjacent to a travelled road. These areas are used expressly for the purpose of showing the public what may be done by applying forestry methods to the management of the woodlot for continuous production. An officer of the Ontario Forestry Branch advises the owner on improvement cuttings, thinnings and any planting that may be required to bring the woodlot into proper condition.

The number of demonstration woodlots was increased from 108 to 142. A sign which can be seen from the road is placed on the property and states that the woodlot is a demonstration woodlot and that it is supervised by the Forestry Branch. It is planned to have at least one in each township. The following list gives the number and the location by counties.

## DEMONSTRATION WOODLOTS ESTABLISHED TO DATE

Bruce.....	7	Dufferin.....	2
Elgin.....	2	Grey.....	5
Haldimand.....	2	Halton.....	6
Huron.....	1	Lambton.....	2
Middlesex.....	6	Norfolk.....	2
Oxford.....	7	Peel.....	9
Perth.....	1	Simcoe.....	14
Waterloo.....	5	Wellington.....	9
Wentworth.....	4	York.....	14
Dundas.....	3	Durham.....	4
Grenville.....	1	Frontenac.....	1
Lanark.....	2	Leeds.....	1
Northumberland.....	15	Ontario.....	10
Peterborough.....	3	Prince Edward.....	2
Renfrew.....	1	Victoria.....	4
Haliburton.....	1	Kent.....	1
Hastings.....	2	Welland.....	3

Total—142

## 6. HIGHWAY PLANTING

During the spring of 1935 highway planting was undertaken on a large scale for the first time by the Ontario Forestry Branch. This was for the purpose of beautifying provincial highways by planting trees at all deviations, intersections and burrow pits where it was thought advisable to do so. A total of 632,057 trees were planted.

Table 5 shows the number of trees by species planted on highways in each residency during the spring of 1935.

#### 7. RANGER PLANTATIONS

The following trees were planted at various ranger headquarters:

Whitney, District of Pembroke .....	550
Algonquin, District of Pembroke .....	200
Brent, District of Nipissing.....	200
Bancroft, District of Tweed .....	600
Tweed, District of Tweed .....	150
	1,700

#### 8. UNEMPLOYMENT RELIEF

##### *Camp Borden*

Last year's programme of work was continued using men from one of the camps installed by the Department of Militia and Defence for the relief of unemployed single men.

The work consisted of planting and thinning and clearing and grading roads through the forest property.

The number of men supervised each day by the Ontario Forestry Branch varied from 20 to 40.

##### *Petawawa*

This project was continued under the relief scheme of the Department of Militia and Defence on the Petawawa Military Reserve.

The Ontario Forestry Branch supplied the trees for planting while the Department of Militia and Defence supplied the labour, board, freight and other expenses.

250,000 trees were planted in all.

##### *Kingston*

This project was carried on under the relief scheme of the Department of Defence on Barriefield Common east of Kingston and was handled in the same manner as Petawawa.

18,000 trees were planted in all, and the average number of men employed per day was 14.

#### 9. TREES DISTRIBUTED FOR PRIVATE PLANTING, SCHOOLS AND MISCELLANEOUS PUBLIC AND SEMI-PUBLIC PROPERTIES

In the spring of 1935, 4,909 people secured trees from the Ontario Forestry Branch, totalling in all 7,444,897. 128 schools secured trees totalling in all 44,591, and Miscellaneous Public and Semi-Public Properties secured trees totalling in all 195,213.

The following tables give the species and the number distributed:

### 10. SEED COLLECTING

(a) Seed conditions throughout the province were very poor for all species. Reports from the five zones into which the province is divided gave the following results:

Massey, North Bay, Douglas and Angus—no crop.  
Eagle River:

Red Pine—over entire area . . . . . No crop.  
Jack Pine—over entire area . . . . .  $\frac{1}{4}$  crop.  
White Pine—over entire area . . . . . No crop.  
White Spruce—over entire area . . . . . No crop.

(b) Quantity of Seed Collected:

The following table gives the number of bushels of each species gathered throughout the province during 1935 and includes 66 bushels of soft maple and 23 bushels of white elm which were collected in Toronto, but for convenience are listed under Angus.

TABLE 7  
Seed Collected

<i>Conifers</i>	Angus. Bushels of Cones	<i>Hardwoods</i>	Angus. Bushels
White Cedar . . . . .	306 $\frac{5}{8}$	Walnut . . . . .	253 $\frac{7}{8}$
Jack Pine . . . . .	127 $\frac{1}{8}$	White Ash . . . . .	122 $\frac{1}{2}$
Red Pine . . . . .	88 $\frac{2}{8}$	Black Locust . . . . .	68 $\frac{4}{8}$
Scotch Pine . . . . .	38 $\frac{3}{8}$	Soft Maple . . . . .	66 $\frac{3}{8}$
Norway Spruce . . . . .	10 $\frac{4}{8}$	Basswood . . . . .	63 $\frac{1}{8}$
Red Cedar . . . . .	5	Red Oak . . . . .	34 $\frac{6}{8}$
	<hr/>	Elm . . . . .	23 $\frac{6}{8}$
Total . . . . .	575 $\frac{1}{8}$	White Birch . . . . .	19 $\frac{1}{2}$
		Hard Maple . . . . .	16 $\frac{5}{8}$
		Black Cherry . . . . .	16 $\frac{1}{8}$
		Honey Locust . . . . .	8
		Butternut . . . . .	7 $\frac{7}{8}$
		Yellow Birch . . . . .	6 $\frac{2}{8}$
		Red Maple . . . . .	5 $\frac{6}{8}$
		Hickory . . . . .	2 $\frac{1}{8}$
		Total . . . . .	<hr/> 715 $\frac{1}{8}$

### 11. LECTURES

Illustrated lectures on reforestation and farm forestry were given at the one month and three months' courses conducted by the Department of Agriculture.

In addition, other lectures were given to farmers' clubs, service organizations, etc., throughout the province.

## 12. INCOME

TABLE 8  
Reforestation Income

	1932	1933	1934	1935	Total
Sale of Seed . . . . .	\$13,507.50	\$10,751.14	\$2,002.50	\$2,202.73	\$28,463.87
Sale of Wood . . . . .	2,858.35	2,408.83	3,101.03	3,175.61	11,543.82
Sale of Trees . . . . .	152.55	92.38	18.70		263.63
Sale of Books . . . . .				3.50	3.50
Sale of Apples . . . . .				314.62	314.62
Rents . . . . .				2,823.50	2,823.50
Miscellaneous . . . . .				138.30	138.30
Grand Total . . . . .					\$43,551.24

TABLE 9  
Summary of Trees Planted Permanently, 1935

Place	Conifers	Hardwoods	Cuttings	Totals
<i>Private Planting, etc.</i>				
Reforestation . . . . .	5,035,993	852,525	235,386	6,123,904
Windbreaks . . . . .	1,320,993			1,320,993
School Planting . . . . .	33,759	10,093	739	44,591
Public Properties . . . . .	130,910	44,303	20,000	195,213
<i>County Forests:</i>				
Hendrie . . . . .	50,000			50,000
Northumberland . . . . .	300,000	2,000		302,000
Vivian . . . . .	106,000	1,000		107,000
Uxbridge . . . . .	141,000	100		141,100
Durham . . . . .	83,000	10,200		93,200
Orr Lake . . . . .	30,000			30,000
Larose . . . . .	152,000			152,000
Dufferin . . . . .	120,000	2,000		122,000
Victoria (Burnt River) . . . . .	96,000	5,000		101,000
Victoria (Omeme) . . . . .	10,750			10,750
Sand Banks . . . . .	35,000			35,000
Camp Borden . . . . .	319,350			319,350
<i>Municipal Forests</i> . . . . .	195,300	15,025	1,150	211,475
<i>Demonstration Plots</i> . . . . .	132,431	25,100	14,600	172,131
<i>Highway Planting</i> . . . . .	588,376	33,696	9,985	632,057
<i>Relief Planting:</i>				
Petawawa . . . . .	250,000			250,000
Kingston . . . . .	16,600	1,400		18,000
<i>Ranger Plantations</i> . . . . .	1,700			1,700
<i>Nurseries:</i>				
St. Williams . . . . .	247,621	7,647		255,268
Midhurst . . . . .	50,000			50,000
Orono . . . . .				
Totals . . . . .	9,446,783	1,010,089	281,860	10,738,732

TABLE 4  
*County Forests*

Forest	Area in Acres	Area Planted 1935 Acres	Number of Trees	Fireguards Established or Maintained	New Fencing Rods	Fences Repaired Rods	Fires Acres	Insect Control (Sawfly) Trees	Fungus Control Acres	Woodland Improvement Acres
Hendrie.....	1,200	45	50,000	.....	.....	.....	.....	.....	.....	20
Northumberland.....	1,041	250	302,000	8 m. M., 2 m. E	.....	.....	.....	36,000	.....	5
Vivian.....	1,190	55	107,000	13 mi. M	.....	80	.....	40,000	20	10
Uxbridge.....	973	62	141,100	4 mi. M	40	140	1/2	12,000	1	2
Durham.....	1,200	45	93,200	12 mi. M., 1 m. E	.....	480	.....	4,590	.....	20
Larose.....	1,181	126	152,000	1.6 M., 4.5 E	.....	63	.....	.....	.....	.....
Victoria (Omamee).....	160	8	10,800	25 mi. M	.....	40	.....	6,000	.....	.....
Victoria (Burnt River).....	1,400	84	101,000	4 mi. M., 1 m. E	.....	25	.....	32,000	.....	.....
Orr Lake.....	1,000	25	30,000	.....	.....	100	.....	32,400	.....	.....
Dufferin.....	1,037	86	122,000	6 mi. M	.....	30	.....	.....	.....	5
*Camp Borden.....	6,500	235	319,350	10 m. M., 3 m. E	90	.....	25	1,000	.....	237
†Sand Banks.....	505	13	35,000	.....	.....	.....	.....	.....	.....	.....

\*Federal Crown Land.

†Ontario Crown Land.

Table 5  
Trees Planted on Provincial Highways—1935

Residency	White Pine	Red Pine	Jack Pine	Scotch Pine	White Spruce	Norway Spruce	White Cedar	Walnut	Elm	White Ash	Soft Maple	Hard Maple	Red Oak	C. Pop. C.	C. Pop. R.	White Willow	Misc. Sp.	Total
Brockville.....		7,020	1,430	5,905	700	50,000											8	15,063
Chatham.....				15,000		12,500	9,000										3,500	68,500
Durham.....		22,900		40,350	4,700	47,500				300				5,000	500		1,350	96,300
Grimsby.....				5,000		72,000	2,000										3,705	56,505
London.....		1,000		18,000													5,275	98,275
Ottawa.....		8,925	835	10,500	2,400	20,265	1,425	5,000		250	1,000	400					1,000	129,290
Port Hope.....		60,080	4,000	35,870		7,000												22,660
Stratford.....						19,407	2,320	125	1,800	1,000	750	350	1,100	200				7,000
Toronto.....	3,670	42,121	6,051	38,752												4,785	5,983	128,414
Independent Highway Planting under H. Moore																		
Grimsby.....		2,000				2,500	2,750											7,250
Durham.....				2,000			500										300	2,800
	3,670	144,046	12,316	171,377	7,800	231,172	17,995	125	6,800	1,550	1,750	750	1,100	5,200	500	4,785	21,121	632,057

TABLE 6  
Trees Distributed for Private Planting, Schools and Miscellaneous Public and Semi-Public Properties.

Conifers

Species	White Pine	Red Pine	Scotch Pine	Jack Pine	Larch	White Spruce	Norway Spruce	White Cedar	Miscellaneous
General Reforestation	1,226,535	1,934,015	747,795	431,972	11,037	152,274	360,988	147,233	24,144
Windbreaks								294,467	
Schools	1,920	5,190	2,959	503	72	4,178	11,015	7,205	717
Miscellaneous P. & S. P. Properties	14,050	30,100	21,725	8,975		20,050	12,450	18,985	4,575
Totals	1,242,505	1,969,305	772,479	441,450	11,109	481,051	1,106,430	467,890	29,436

Hardwoods

Species	Walnut	Butternut	Elm	Ash	Silver Maple	Hard Maple	Red Oak	Basswood	C. Pop. Cut	C. Pop. R.	White Willow
General Reforestation	118,682	1,343	111,622	151,215	216,882	98,988	28,279	6,739	149,612	118,776	85,774
Schools	314	95	1,273	1,355	5,130	737	591	10	557	588	182
Miscellaneous P. & S. P. Properties	5,216		4,250	12,225	16,400	3,400	1,000	512	5,750	1,300	14,250
Totals	124,212	1,438	117,145	164,794	238,412	103,125	29,870	7,261	155,919	120,664	100,206

Total Conifers..... 6,521,655  
 Total Hardwoods..... 1,163,046  
 Grand Total..... 7,684,701

Table 10  
Trees Distributed During Previous Nine Year Period.

	1927	1928	1929	1930	1931	1932	1933	1934	1935
Conifers.....	6,223,363	10,720,605	10,761,779	9,989,337	9,686,924	8,173,637	7,564,869	8,288,659	9,467,904
Hardwoods.....	717,806	634,405	1,115,157	838,720	935,371	1,201,600	1,181,051	479,523	988,968
Cuttings.....	648,343	223,000	883,094	394,818	370,698	305,282	172,422	209,994	281,860
Totals.....	7,589,512	11,578,010	12,760,030	11,222,875	10,992,993	9,680,519	8,918,342	8,978,176	10,738,732



*Appendix 22*

## III— RADIO COMMUNICATIONS

## OPERATIONS

Thirty-four radio stations and operators were maintained at the following points.

<i>(a) Annual stations</i>	<i>District</i>	<i>Call Sign</i>
Sioux Lookout (2 operators).....	Sioux Lookout.....	C F B
Red Lake.....	Sioux Lookout.....	C F J
Woman Lake.....	Sioux Lookout.....	C Z 5 B
Pickle Lake.....	Sioux Lookout.....	C F G
Goose Island.....	Sioux Lookout.....	C Z 4 F
Hudson.....	Sioux Lookout.....	C Z 4 H
Kenora (2 operators).....	Kenora.....	C F D
Whitefish Bay.....	Kenora.....	C Z 5 A
 <i>(b) Summer stations only</i>		
Adair Tower.....	Cochrane.....	C Z 4 A
Armstrong.....	Sioux Lookout.....	C Z 4 B
Caribou Lake.....	Sioux Lookout.....	C Z 4 C
Elk Lake.....	North Bay.....	C Z 4 D
Garden Lake.....	Port Arthur.....	C Z 4 E
Griffen Lake.....	S. S. Marie.....	C Z 4 G
Jackfish.....	Port Arthur.....	C Z 4 I
Latchford Tower.....	North Bay.....	C Z 4 K
McDiarmid.....	Port Arthur.....	C Z 4 L
Manitou Lake.....	Kenora.....	C Z 4 M
Maple Mountain.....	North Bay.....	C Z 4 N
Mount Collins.....	North Bay.....	C Z 4 O
Nester's Falls.....	Kenora.....	C Z 4 P
North Bay.....	North Bay.....	C Z 4 Q
Obonga Lake.....	Port Arthur.....	C Z 4 R
Port Arthur.....	Port Arthur.....	C Z 4 J
King Mountain.....	S. S. Marie.....	
Savant Lake.....	Sioux Lookout.....	C Z 4 U
Sioux Lookout (air base).....	Sioux Lookout.....	C Z 4 V
Sphene Lake.....	Fort Frances.....	C Z 4 W
Stimson.....	Cochrane.....	C Z 4 X
Watcomb.....	Sioux Lookout.....	C Z 4 Z
Delhi.....	North Bay.....	C Z 5 D
Fort Frances.....	Fort Frances.....	C Z 5 F
Basswood.....	Fort Frances.....	C Z 5 C
Lake St. Joseph.....	Sioux Lookout.....	C Z 5 E

## OPERATIONS

(c) The number of words handled is as follows:

<i>Commercial</i>	<i>Forestry</i>
202,422	290,341

Due to the high rate of charges for the public use of the radio service, a reduction was made in the cost of sending messages as and from December 1st, 1935.

The change in rates is as follows:

*Old Rate*

50c for 1 to 10 words.

\$1.00 for 11 to 20 words.

10c for each additional word.

*New Rate*

70c for 1 to 10 words.

5c for each additional word.

This change had the effect of encouraging the public to make greater use of the system, and in spite of this reduction in rates the revenue was somewhat increased.

#### AIRCRAFT RADIO

A 35-watt radio-phone transmitter was installed in the moth at Sioux Lookout with satisfactory results.

#### TOWER SERVICE

The use of low power ultra-high frequency radio-telephone was introduced between the Batchawana and King Mountain towers in the Sault Ste. Marie district, and the end-of-season report showed that reliable communication had been maintained throughout the season.

#### IMPROVEMENTS

Owing to the pressure of work at the Sioux Lookout station and in order to eliminate the necessity of two stations at that point, the outlet for commercial traffic was divided between the Sioux Lookout and Kenora stations. Consequently, instead of maintaining three operators at Sioux Lookout and one at Kenora, there are now two operators at each of these points and a continuous service of sixteen hours daily is provided.

A building to accommodate the radio equipment at Hudson was taken over from the Department of Northern Development, and moved to a lot previously reserved for radio purposes by the Department of Lands and Forests.

#### NEW EQUIPMENT

The purchase of new equipment, all of which is to be installed during the coming season comprised the following:

- (1) Four 300-watt radio-telephone-telegraph transmitters and receivers, which will be installed during the 1936 season.
- (2) One complete aircraft installation.
- (3) Parts and material for the construction of sixteen ultra-high frequency radio-telephone sets, which will be installed during the 1936 fire-fighting season.
- (4) Parts and material for the construction of one portable radio-phone transmitter to be installed during the 1936 season.

#### DEVELOPMENTS

As a result of a satisfactory performance of the ultra-high frequency sets in the Sault Ste. Marie district it was decided to carry out tests in the Sudbury and North Bay districts.

This was done with such encouraging results that work was commenced on the development of suitable equipment for inter-tower communication.

A special calling device was designed and it is hoped that the use of these sets will eliminate the necessity for building long and expensive telephone lines in many cases.

#### REVENUE

The total revenue derived from the public use of the radio service for the above-mentioned fiscal year amounted to some \$11,000.

---

### *Appendix 23*

## IV—PROVINCIAL AIR SERVICE

### GENERAL ADMINISTRATION

The past fiscal year is one in which the Provincial Air Service has done less flying than has been the case in any of the preceding six years. This decrease in the number of flying hours has been due to two causes,—firstly, a year of sub-normal fire hazard throughout the entire Province and secondly, a determined attempt to delete any flying that could not be considered to be of a useful nature.

Flight reports have been very carefully scrutinized and, although it is felt that the Service has provided nearly all flying that has been required by any and all Departments of Government, it is also felt that this flying has been carried out at a minimum of expense.

Following a policy which was established during the preceding five-month fiscal period, every effort was made to have as many flights as possible serve a two-fold purpose. In a great many cases, officers of other Departments of Government were carried on flights which were primarily requisitioned by the Forestry Branch and vice versa, and when the expense of these flights was apportioned to the various Departments concerned it meant that nearly all of them have been able to have transportation by air at rates which have been very comparable to other means of transportation when the saving of time thus afforded was taken into consideration. This has been obviously applicable in the Western Division, and particularly so in regions North of the Canadian National Railway, where transportation by other than aircraft is not only very laborious but very slow.

Provincial Air Services have been extensively used by the Department of Provincial Police; Department of Mines; Department of Health, including Sanitation and Medical Supervision; Liquor Control Board; Attorney General's Department; Department of Northern Development; and any others requiring them, the results being to the mutual advantage of all Departments concerned.

Provincial Aircraft has been of particular value to the Department of Northern Development in that it has been able to service and move survey parties in very remote locations. Through this means operators are able to work much more effectively, not to mention the saving in time and labor involved were it necessary to break and keep open lines of communication under winter conditions.

The fire hazard for the past year was below normal. Because of this, less flying was required by the Ground Services and on only two occasions was flying requisitioned that the Air Service could not, or did not, supply. The first was due to the loss of one of the D. H. 61's in Gander Lake on May 23rd, 1935. The second occasion was because of an accident to the Moth which was stationed at Whitefish Lake. Certain repairs were necessary, and the ship was again at its base in a period of ten days.

#### MERCY FLIGHTS

At least fourteen mercy flights were carried out, and definite assurance is given that in six of these cases the flights undoubtedly resulted in the saving of life. The others were of a serious nature but did not always involve a matter of life and death. The Service has always stood ready and willing to carry out this humanitarian work and will be prepared to do so, when conditions warrant.

#### RADIO

A number of tests were carried out to determine the utility of two-way, voice to voice, radio communication. Reception in the aircraft was perfect and no difficulty was experienced with the operation of the equipment. The installation of such equipment necessitates bonding of the aircraft and shielding of the engines. The bonding is being done as the aircraft come in for reconditioning and is being incorporated in all new work, so that in due time all our aircraft will be suitably fitted for radio installation.

#### FUEL SITUATION

A definite attempt has been made to use and redistribute huge surpluses of fuel which were cached at far outlying points, some of which are today beyond our present fire boundaries. In some cases these supplies had been out for as long as five years and, judging from the amounts which were normally drawn from these points, it would have been at least another five years before they would have been exhausted.

It is obvious that aircraft fuels of such age are useless, and that if any return was to be realized for the money spent in their purchase movement to a base at which they would be much more quickly used was imperative. Transport aircraft was instructed to refuel at these points rather than at the home base, but even then it became necessary to move large quantities, by ground and water transport, to other bases where consumption was more rapid. This process has been going on now for over a year but not yet satisfactorily completed. It is anticipated that, with a normal fire hazard in 1936, much will have been accomplished towards this end. Our aircraft, after refuelling, have made a practice of flying out the empty drums and much has been saved as against the method of bringing them out by ground transport.

By following this policy, it is felt that hundreds of gallons of gasoline have been used up which would soon have become useless.

The same has applied to aircraft oils. Again, huge quantities had been cached at points at which the probability of their ever being used was very remote. Advantage was taken of ground and water transport, and these supplies have been transferred to Sioux Lookout.

It was subsequently discovered that, due to the long period of storage, the grade markings on many of the barrels had been obliterated. Samples were taken and submitted to Imperial Oil for analysis, and in many cases, the oil was found to contain water and scale from the inside of the barrels. An oil filter was purchased and installed at Sioux Lookout, by means of which such oil can now be purified. The filter is further suitable to the reclamation of crankcase oil, and all such oil is now being saved with a view to reclamation.

Several hundred gallons of the lighter grades, which are only used in aircraft during the winter months and which were considered to be in excess of our requirements, have been transferred to the ground services for use in fire pumps and motor vehicles. Over one thousand gallons have already been put through the filter with complete satisfaction, and when it is considered that the Service has approximately five thousand gallons in the Western Division, it is not felt that it will be necessary to purchase more than occasional quantities to meet our requirements for the next two or three years. The only shrinkage in this volume will be occasioned through the actual amounts burned in the engines and the small loss in reclamation. It is now felt that the filter is one of the most useful pieces of equipment in the Service and that its purchase has been well justified.

Plans for the future involve the caching of much smaller quantities of fuel and the use of these fuels in such a way that the caches can be depleted and renewed within a period of two years. By following this policy it is felt that much can be saved in losses caused by evaporation and condensation, both of which tend to affect adversely the volatility and octane rating of our fuels.

New and better arrangements, resulting in greater economy and efficiency, have been consummated for the purchase and storage of fuels in connection with Air Service requirements.

Periodic inspections and careful inventories are now being made of all supplies at the various bases and caches. By this method, discrepancies hitherto occurring, it is hoped, will be reduced to a minimum and better opportunities afforded of definitely determining the sources of interference.

#### PHOTOGRAPHY

The Service has not done a great deal in the way of Aerial Photography due to the fact that most of the requests for such work came during the summer months, at which time our craft were engaged in fire fighting operations.

One operation was, however, carried out by the Vedette in the vicinity of Schreiber during the month of September, and a second operation has now been concluded by the Hamilton and the Fairchild in the area between Kenora, Quibell and Red Lake. It would appear that the winter is the most appropriate time for this Service to carry out such work.

### IMPROVEMENTS

The installation of an instrument repair room and equipment quarters provides means of having a closer check on the condition and performance of equipment. A staff member, possessed of qualifications resulting from a course at the National Research Laboratories at Ottawa, being in charge assures capable service.

Gas and oil storage sheds were built at several points and essential repairs were made in the reconstruction of docks, the reinforcing of lodge foundations, and reconditioning buildings used jointly by the Air and Ground forces.

### AIRCRAFT BUILDING PROGRAM

This move has been somewhat of a departure from precedent, but it was very apparent over a year ago that the Service was sadly lacking in a type of ship which was best suited to meet its requirements. This matter was discussed with each District Forester and it was agreed, without exception, that the type needed was one having a pay load of from 850 to 1000 pounds, and which would be sufficiently economical in operation to be useful for either detection or suppression, or a combination of both.

After due consideration, it was felt that the Buhl CA-6 came nearer to meeting these requirements than any other that had been offered, and the sole rights to manufacture this ship were acquired. One ship has already been built and three are under construction at the present time, this move being deemed in the interests of economy and service.

Because of the nature of the Service, it is necessary to employ a permanent staff of sufficient size to meet normal or slightly above normal conditions, and since accidents cannot be anticipated, periods occur when a tremendous amount of reconditioning piles up at one time, followed, inevitably by a slack period. This condition occurred during the winter of 1934-5, at which time two-thirds of our fleet came in for major reconditioning. The situation was further aggravated by two accidents on winter operations and it became necessary to work some overtime in order to complete the program by the time the ships were required. This would have been followed by a slack period during the summer of 1935 had the Service not undertaken the building of aircraft.

Due to the heavy program of 1934-5, and relative freedom from mishaps during the past season, very little reconditioning is required this winter and the program in hand has served admirably to take up the slack in labor which would undoubtedly have accrued had this work not been undertaken. It thus affords the opportunity of ironing out peaks in employment, employing the services of our personnel to real advantage, and keeping intact a highly trained and efficient organization to a useful end and for a useful purpose.

The following tables are submitted with this report to facilitate analysis of our operations:

TABLE I

## ALLOCATION OF FLYING EQUIPMENT

<i>Base</i>	<i>Type</i>	<i>Registration</i>
Sault Ste. Marie.....	Moth II	G-CAPC
Sudbury.....	Moth I	CF-OAE
Oba Lake.....	Moth II	CF-OAO
Biscotasing.....	Moth I	CF-OAD
	Moth I	G-CAOY
	Moth II	CF-OAF
Twin Lakes.....	Moth II	G-CAOX
Sioux Lookout.....	D. H. 61	G-CAPG
	Moth II	CF-OAA
	Moth II	G-CAOW
Kenora.....	D. H. 61	CF-OAK
	Moth II	G-CAPA
	Hamilton	CF-OAJ
Goose Island.....	Moth II	G-CAOU
Ignace.....	Moth II	G-CAPB
Fort Frances.....	Fairchild 71C	CF-OAP
Caribou Lake.....	Moth II	G-CAOZ
Port Arthur.....	Moth II	CF-OAC
	Hamilton	CF-OAH
Orient Bay.....	Vedette	CF-OAB
Algonquin Park.....	Fairchild KR-34	CF-AOH

TABLE II

## HOURS FLOWN ON VARIOUS PHASES OF FLYING OPERATIONS

	<i>1924 to 1935 inc.</i>	<i>1935-6</i>	<i>Total</i>
Fire Detection.....	28,321.05	1,721.15	30,042.20
Fire Suppression.....	22,051.01	794.15	22,845.16
Transportation Special.....	4,078.20	320.35	4,398.55
Transportation Ordinary.....	12,060.42	2,034.30	14,095.12
Sketching.....	3,035.33	35.55	3,071.28
Photography.....	1,212.35	80.55	1,293.30
Game Detection.....	53.20	26.10	79.30
Mercy Flights.....	7.40	29.10	36.50
Dusting.....	41.35	.....	41.35
Tests—Wireless.....	69.10	.....	69.10
Tests—Radio.....	.....	3.55	3.55
Ferrying.....	3,715.02	154.45	3,869.47
Forced Landings.....	628.04	1.55	629.59
Operations.....	4,161.43	154.10	4,315.53
Flying Instruction.....	2,371.17	50.10	2,421.27
Observers' Instruction.....	94.09	.....	94.09
Tests—Aircraft.....	982.22	63.15	1,045.37
Total.....	82,883.38	5,470.55	88,354.33

TABLE III

## TOTALS

Passengers Carried.....	34,635	3,567	38,202
Personnel Carried.....	44,480	2,533	47,013
Total Passengers and Personnel Carried.....	79,115	6,100	85,215
Miles Flown.....	5,362,526	393,656	5,756,182
Effective Load Flown (Pounds).....	16,101,872	1,297,716	17,399,588

TABLE IV

 TRANSPORT AIRCRAFT—EFFECTIVE LOADS CARRIED  
 OPERATING SEASON 1935-6

Machine	Effective Load
D. H. 61 G-CAPG Hours 163.00 Flights 227	116,178 Lbs. 58 Tons. 178 Lbs.
D. H. 61 CF-OAK Hours 40.05 Flights 42	28,875 Lbs. 14 Tons. 875 Lbs.
Fairchild 71C CF-OAP Hours 349.40 Flights 441	204,405 Lbs. 102 Tons. 405 Lbs.
Hamilton CF-OAH Hours 212.20 Flights 244	117,210 Lbs. 58 Tons. 1210 Lbs.
Hamilton CF-OAJ Hours 419.55 Flights 579	315,656 Lbs. 157 Tons. 1656 Lbs.
Total Transport Section—Total Flying Time 1185.00 Hours	
Total Loading Lbs.....	782,324
Total Loading Tons.....	391 Tons. 324 Lbs.
Loading Average Per Flying Hour.....	660 Lbs.
Loading Average Per Flight.....	510 Lbs.



TABLE V  
OPERATIONS STATISTICS—MACHINE DAYS  
SUMMER OPERATING SEASON

Machine	Requisitions.	Number of Machine Days Supplied by the Service.	Weather Unfit.	Weather Fit.	Clear Days Machine Required but Unserviceable.	Clear Days Machine Not Required and Unserviceable.	Clear Days Machine Available But Not Required.	Machine Days Machine Employed.
Auk.....	51	154	33	121	..	..	70	51
Avocet.....	74	161	37	124	..	1	52	71
Blackbird.....	62	157	51	106	..	2	38	66
Bobolink.....	50	160	42	118	..	..	71	47
Crane.....	53	142	59	83	1	2	23	56
Crow.....	125	172	20	152	..	3	29	120
Dove.....	86	152	17	135	..	1	51	83
Emu.....	164	166	24	142	..	2	38	102
Flamingo.....	67	159	48	111	..	1	44	66
Goose.....	47	145	41	104	..	..	62	42
Hawk.....	94	177	38	139	..	..	44	95
Heron.....	44	181	62	119	..	1	69	49
Jay.....	74	164	19	145	..	1	74	70
Kite.....	10	9	..	9	1	..	1	7
Owl.....	69	157	35	122	..	1	52	69
Pelican.....	71	176	63	113	..	..	41	72
Upstart.....	123	146	17	129	..	4½	20	104½
Wren.....	104	175	45	130	..	..	37	93
Xebec.....	88	156	34	122	..	1½	34	86½
Yellowbird.....	85	154	17	137	..	4	56	77
Zeno.....	87	150	38	112	..	2	23	87
Totals.....	1628	3213	740	2473	2	27	929	1514
Service Efficiency.....							99.1%	
Patrol and Operations Efficiency.....							99.8%	

TABLE VI  
MERCY FLIGHTS

Date	Aircraft	Pilot	Particulars
Apl. 8th.	CF-OAJ	Waller	Sick Indian man, woman, and child—Flown Binagi Lake to Sioux Lookout.
May 4th.	CF-OAK	Atkinson	Three men working on timber operations received injuries; one had both legs fractured, and two had received axe wounds. Flown Schewabik Lake to Sault Ste. Marie.
July 17th.	G-CAOZ	Twist	Man suffering with acute abscess—Flown Fort Hope to Armstrong.
July 19th.	G-CAPG	Atkinson	Man met with accident; fell on saw, receiving serious lacerations on the stomach and chest—Flown Cordingly Lake to Port Arthur.
July 28th.	CF-AOH	MacDougall	Girl with leg injury—Flown Lavielle Lake to Canoe Lake.
July 23rd.	G-CAPC	Phillips	Lady with leg injury—Flown Kwagami Lake to Sault Ste. Marie.
Aug. 6th.	CF-AOH	MacDougall	Girl stricken with acute appendicitis—Flown Soura to Toronto.
Aug. 9th.	CF-AOH	MacDougall	Boy stricken with spinal meningitis—Flown Cache Lake to Toronto.
Aug. 17th.	G-CAPC	Phillips	Girl stricken with appendicitis—Flown Wawa to Sault Ste. Marie.
Jan. 3rd.	G-CAPC	Phillips	Man working on timber operations received serious knee injury—Flown Ranger Lake to Sault Ste. Marie.
Jan. 5th.	CF-OAJ	Waller	Demented Indian—Flown Fort Hope to Sioux Lookout.
Jan. 15th.	G-CAPC	Phillips	Sick Girl—Flown Township 196 to Sault Ste. Marie.
Jan. 18th.	G-CAPC	Phillips	Two fishermen stranded on Island in Whitefish Bay account boat frozen in ice. Pilot flew over Island, and dropped provisions to them.
Feb. 12th.	G-CAOY	Phillips	Man stricken with pneumonia—Flown Goulais Bay to Sault Ste. Marie.





## LETTER OF TRANSMISSION

TO THE HONOURABLE HERBERT ALEXANDER BRUCE,  
*Lieutenant-Governor of the Province of Ontario.*

MAY IT PLEASE YOUR HONOUR:—

The undersigned has the honour to transmit to you herewith, for presentation to the Legislative Assembly of the Province of Ontario, the Forty-fifth Annual Report, 1935, of the Department over which I have the honour to preside.

Respectfully submitted,

PAUL LEDUC,  
*Minister of Mines*

DEPARTMENT OF MINES,  
Toronto, 1936.

## INTRODUCTORY LETTER

TO THE HONOURABLE PAUL LEDUC,  
*Minister of Mines.*

SIR,—The undersigned has the honour to submit the Forty-fifth Annual Report of the Department of Mines, issued in seven parts, as follows:—

### PART I

Statistical Review of the Mineral Industry of Ontario for 1935, by A. C. Young.  
List of Mines, Quarries, and Works, 1935.  
Mines of Ontario in 1935, by D. G. Sinclair, E. C. Keeley, D. F. Cooper, E. B. Weir, A. R. Webster.  
Mining Accidents in 1935, by D. G. Sinclair, E. C. Keeley, D. F. Cooper, A. R. Webster.  
Classes for Prospectors, 1935-36, by E. M. Burwash.

### PART II

The Eastern Part of the Sturgeon River Area, with Map No. 45a, by E. L. Bruce.  
The Western Part of the Sturgeon River Area, with Map No. 45a, by H. C. Laird.

### PART III

Geology of the North Central Part of the Lake of the Woods, with Map No. 45b, by Jas. E. Thomson.  
Gold Deposits on Shoal Lake (West), by Jas. E. Thomson.

### PART IV

Geology of the Birch-Springpole Lakes Area, with Map No. 45c, by W. D. Harding.

### PART V

Natural Gas in 1935, by R. B. Harkness.  
Petroleum in 1935, by R. B. Harkness.

### PART VI

Geology of the Ramore Area, with Map No. 45d, by E. S. Moore.  
Geology of the Afton-Scholes Area, by E. S. Moore.  
Geology of the Burntbush Area, with Map No. 45c, by Robert Thomson.

### PART VII

Lake Iroquois, with Map No. 45f, by A. P. Coleman.  
Geology of the North Shore of Lake Ontario, by A. P. Coleman.  
Geology of Pelee and Adjacent Islands, by E. M. Kindle.

Only Part I is bound with the Sessional Papers of the Legislature. All parts, together with accompanying geological maps as indicated above by number and letter, are available on application to the Department.

Respectfully submitted,

T. F. SUTHERLAND,  
*Deputy Minister of Mines.*

DEPARTMENT OF MINES,  
Toronto, 1936.



PROVINCE OF ONTARIO  
DEPARTMENT OF MINES

---

HON. PAUL LEDUC, *Minister of Mines*

T. F. SUTHERLAND, *Deputy Minister*

---

FORTY-FIFTH ANNUAL REPORT  
OF THE  
**ONTARIO DEPARTMENT OF MINES**  
BEING  
VOL. XLV, PART I, 1936

---

Statistical Review of the Mineral Industry of Ontario for 1935	1-60
List of Mines, Quarries, and Works, 1935 - - - - -	61-76
Mines of Ontario in 1935 - - - - -	77-188
Mining Accidents in 1935 - - - - -	189-196
Classes for Prospectors, 1935-36 - - - - -	197-198

---

PRINTED BY ORDER OF  
THE LEGISLATIVE ASSEMBLY OF ONTARIO  
SESSIONAL PAPER No. 4, 1936

---

TORONTO  
Printed and Published by T. E. Bowman, Printer to the King's Most Excellent Majesty  
1937





# CONTENTS

## Vol. XLV, Part I

	PAGE
Letter of Transmission.....	i
Introductory Letter.....	ii
STATISTICAL REVIEW OF THE MINERAL INDUSTRY OF ONTARIO FOR 1935	
General Summary.....	1
Mineral Production.....	1
Metal Production.....	5
Dividends.....	5
Diamond-Drilling.....	5
Prospecting.....	6
Metallics.....	6
Gold.....	6
General Summary.....	6
Production and Dividends.....	7
Labour Statistics.....	22
Gold-Milling Plants.....	22
Mint Receipts from Ontario Mines.....	24
Exchange Equalization.....	25
World Output.....	26
Nickel-Copper and Platinum Metals.....	27
Dividends.....	28
Demand for Palladium.....	30
Silver-Cobalt.....	31
Iron Ore, Pig Iron, Steel, and Coke.....	36
Ferro-Alloys.....	37
Coke.....	38
Chromite.....	39
Molybdenite.....	40
Radium and Uranium.....	40
Non-Metallics.....	40
Actinolite and Asbestos.....	40
Arsenic.....	41
Barite.....	41
Diatomite.....	41
Feldspar and Nepheline Syenite.....	41
Fluorspar.....	41
Graphite.....	41
Gypsum.....	42
Iron Pyrites and Sulphuric Acid.....	42
Mica.....	42
Mineral Waters.....	43
Natural Gas and Petroleum.....	43
Peat.....	44
Quartz, Quartzite, and Silica Products.....	44
Salt.....	44
Talc.....	44
Structural Materials.....	45
Building Permits.....	45
Construction Contracts.....	45
Cement.....	46
Cement Products.....	46
Lime.....	47
Sand and Gravel.....	48
Sand-Lime Products.....	48
Stone.....	49
Clay Products.....	49

	PAGE
Miscellaneous Statistics.....	50
Mining Company Incorporations.....	50
Mining Revenue and Expenditures.....	53
Temiskaming Testing Laboratories.....	59
Provincial Assay Office.....	60
Draughting Office, North Bay.....	60

LIST OF MINES, QUARRIES, AND WORKS, 1935	
Metallics.....	61
Metallurgical Works.....	66
Non-Metallics.....	67
Structural Materials.....	70
Clay Products.....	74

MINES OF ONTARIO IN 1935	
Chromium.....	77
Chromium Mining and Smelting Corporation, Ltd.....	77
Gold.....	78
Algold Mines, Ltd.....	78
Anglo-Huronian, Ltd.....	79
Arbade Gold Mines, Ltd.....	80
Ardeen Gold Mines, Ltd.....	80
Argosy Gold Mines, Ltd.....	80
Ashley Gold Mining Corporation, Ltd.....	81
Bankfield Gold Mines, Ltd.....	81
Barry-Hollinger Mines, Ltd.....	82
Bidgood Kirkland Gold Mines, Ltd.....	82
Bilmac Gold Mines, Ltd.....	83
Bob Tough Gold Mines, Ltd.....	83
Bousquet Gold Mines, Ltd.....	84
Buffalo Ankerite Gold Mines, Ltd.....	85
Marbuan Mine.....	87
Canusa Gold Mines, Ltd.....	88
Casey Contact Gold Mines, Ltd.....	89
Central Patricia Gold Mines, Ltd.....	90
Central Porcupine Mines, Ltd.....	91
Churchill Mining and Milling Co., Ltd.....	92
Clark Gold Mines, Ltd.....	92
Cole Gold Mines, Ltd.....	93
Concordia Gold Mining Co., Ltd.....	93
Russell C. Cone.....	94
Coniaurum Mines, Ltd.....	94
Consolidated Mining and Smelting Co. of Canada, Ltd.....	95
Afton Mine.....	96
Cordova Mine.....	96
Golden Horn Mine.....	96
McKenzie Claims.....	97
Rich Rock.....	97
Cooper and Barry.....	97
Corless Patricia Gold Mines, Ltd.....	97
Coulson Consolidated Gold Mines, Ltd.....	98
Craig Gold Mines, Ltd.....	98
Darwin Gold Mines, Ltd.....	98
Delnite Mines, Ltd.....	99

	PAGE
Gold— <i>Continued</i>	
De Santis Porcupine Mines, Ltd.....	101
Doine Mines, Ltd.....	101
Duport Mining Co., Ltd.....	104
Edgelake Gold Mining Co., Ltd.....	105
Edwards Gold Mines, Ltd.....	105
Elizabeth Gold Syndicate.....	106
Falcon Gold Mines, Ltd.....	106
Foley O'Brien Corporation, Ltd.....	106
Fort Hope Consolidated Gold Mines, Ltd.....	107
Fox Lake Gold Mines, Ltd.....	108
Franklin Gold Mining Co., Ltd.....	108
Gillies Lake — Porcupine Gold Mines, Ltd.....	108
Gilmour Gold Mines, Ltd.....	109
Gold Eagle Gold Mines, Ltd.....	110
Golden Summit Mines, Ltd.....	110
Gomak Mines, Ltd.....	110
Halcrow-Swayze Mines, Ltd.....	111
Hard Rock Gold Mines, Ltd.....	111
Harkness-Hays Gold Mines, Ltd.....	112
Hillside Gold Mines, Ltd.....	112
Hollinger Consol. Gold Mines, Ltd.....	112
Hollinger Mine.....	115
Young-Davidson Mine.....	115
Hislop Property.....	115
Smith-Thorne Property.....	116
Horseshoe Mines, Ltd.....	116
Howey Gold Mines, Ltd.....	116
Hudson-Patricia Gold Mines, Ltd.....	119
J-M Consolidated Gold Mines, Ltd.....	119
Kenora Prospectors and Miners, Ltd.....	120
Kirkland Consolidated Mines, Ltd.....	121
Kirkland Lake Gold Mining Co., Ltd.....	121
Lafayette Long Lac Gold Mines, Ltd.....	122
Lake Shore Mines, Ltd.....	123
L.B. United Mines, Ltd.....	126
Lebel Oro Mines, Ltd.....	127
Leitch Gold Mines, Ltd.....	127
Little Long Lac Gold Mines, Ltd.....	128
Macassa Mines, Ltd.....	130
Mac-Auer Gold Mines, Ltd.....	132
McIntyre-Porcupine Mines, Ltd.....	132
McKenzie Red Lake Gold Mines, Ltd.....	135
McLaren-Porcupine Gold Mines, Ltd.....	136
J. Bruce McMartin.....	137
McMillan Gold Mines, Ltd.....	137
Madsen Red Lake Gold Mines, Ltd.....	138
Manitoba and Eastern Mines, Ltd.....	138
Martin Bird Syndicate.....	138
Matachewan Consolidated Mines, Ltd.....	139
Matachewan Pioneer Syndicate.....	140
May-Spiers Gold Mines, Ltd.....	140
Minto Gold Mines, Ltd.....	140
Moffatt-Hall Mines, Ltd.....	141
Morris Kirkland Gold Mines, Ltd.....	141
Munro Croesus Mines, Ltd.....	141
Murray-Algoma Mining Co., Ltd.....	142
Murwood Gold Mines, Ltd.....	142
Naybob Gold Mines, Ltd.....	142
Neville Canadian Gold Mines, Ltd.....	143
North Shores Gold Mines, Ltd.....	144
Northern Empire Mines Co., Ltd.....	144
Northern Mines, Inc.....	145
Olive Gold Mines, Ltd.....	145
Omega Gold Mines, Ltd.....	146
Pamour Porcupine Mines, Ltd.....	147
Parkhill Gold Mines, Ltd.....	148
Paymaster Consolidated Mines, Ltd.....	149

	PAGE
Gold— <i>Continued</i>	
Pickle Crow Gold Mines, Ltd.....	151
Porcupine Lake Gold Mining Co., Ltd.....	152
Red Lake Gold Shore Mines, Ltd.....	153
Richelieu Gold Mines, Ltd.....	153
Rickard Ramore Gold Mines, Ltd.....	154
St. Anthony Gold Mines, Ltd.....	154
Sakoose Gold Mines, Ltd.....	156
Selected Canadian Golds, Ltd.....	156
Selected International Mines, Ltd.....	156
Shenango Gold Mines, Ltd.....	157
Shinintree Gold Mines, Ltd.....	157
S. B. Smith.....	158
Sol-D'Or Gold Mines, Ltd.....	158
South Vermillion Gold Mines, Ltd.....	159
Stanley Gold Mines, Ltd.....	159
Straw Lake Beach Gold Mines, Ltd.....	159
Sturgeon River Gold Mines, Ltd.....	160
Supreme Gold Mines, Ltd.....	161
Swain, Harris, and Cavano.....	161
Sylvanite Gold Mines, Ltd.....	161
Tashota Goldfields, Ltd.....	164
Teck-Hughes Gold Mines, Ltd.....	164
Teddy Bear Valley Mines, Ltd.....	166
Thesaurus Gold Mines, Ltd.....	166
Toburn Gold Mines, Ltd.....	166
Tombill Gold Mines, Ltd.....	167
Vimy Gold Mines, Ltd.....	168
Wells Longlac Mines, Ltd.....	168
Wendigo Gold Mines, Ltd.....	168
West Red Lake Gold Mines, Ltd.....	169
Wright-Hargreaves Mines, Ltd.....	169
Young-Davidson Mines, Ltd.....	172
Young-Shannon Gold Mines, Ltd.....	172
Graphite.....	173
Black Donald Graphite Co., Ltd.....	173
Gypsum.....	173
Canadian Gypsum Co., Ltd.....	173
Gypsum, Lime and Alabastine, Can- ada, Ltd.....	173
Molybdenite.....	174
Phoenix Molybdenite Corporation, Ltd.....	174
Nickel and Copper.....	174
Cuniptau Mines, Ltd.....	174
Falconbridge Nickel Mines, Ltd.....	174
International Nickel Co. of Canada, Ltd.....	177
Van Nickel Mines, Ltd.....	179
Peat.....	180
Caledon Peat Co.....	180
H. L. Hodgkins and Son.....	180
Wm. Leasa.....	180
Northern Peat Co.....	181
G. Runke and Sons.....	181
Radium.....	181
Canada Radium Mines, Ltd.....	181
Silver and Cobalt.....	181
Bellorain Mines, Ltd.....	181
Cobalt Properties, Ltd.....	182
Cobnor Silver Mines, Ltd.....	182
Comet Leasing Co.....	182
Dean and Downey.....	182
Hudson Bay Mines, Ltd.....	182
George Martin.....	183
H. G. Miller.....	183
A. G. Morgenthaler.....	183
Morrison Mines, Ltd.....	183
Mosher, Richardson, and Lafrange.....	184
Nipissing Mining Co., Ltd.....	184

	PAGE
Silver and Cobalt— <i>Continued</i>	
M. J. O'Brien, Ltd. ....	185
Cross Lake Mine.....	185
Miller Lake O'Brien Mine.....	185
J. C. O'Donald.....	185
C. W. Price.....	185
Rowe and Stuckey.....	186
Sandoe and Moyle.....	186
Silver Cliff Syndicate.....	186
Silverado Gowganda Mines, Ltd.....	186
Donald E. Sirola.....	186
Smith Cobalt Mines, Limited.....	186
A. Wood.....	187
Talc.....	187
Canada Talc Co., Ltd.....	187
Geo. H. Gillespie Co., Ltd.....	187
Metallurgical Works.....	187
Algoma Steel Corporation, Limited... ..	187
Canadian Furnace Co., Ltd.....	187
Canadian Industries, Ltd.....	188
Deloro Smelting and Refining Co., Ltd.....	188
International Nickel Co. of Canada, Ltd.....	188
Ontario Refining Co., Ltd.....	188
Steel Co. of Canada, Ltd.....	188

MINING ACCIDENTS IN 1935	
	PAGE
Accidents during 1935.....	189
Fatal Accidents.....	189
Non-fatal Accidents.....	191
Infection.....	192
Accidents from Explosives.....	192
Electric Accidents.....	192
Classification of Non-fatal Accident Rates at Producing Mines.....	194
Mine Fires.....	194
Hollinger Consolidated Gold Mines, Ltd.....	194
International Nickel Co. of Canada, Ltd.....	195
Lake Shore Mines, Ltd.....	195
Porcupine Lake Gold Mining Co., Ltd.	195
Prosecution.....	196
Summary of Rope Tests, 1935.....	196

CLASSES FOR PROSPECTORS, 1935-36

Introduction.....	197
Analysis of Class Attendance.....	197
Acknowledgments.....	198

ILLUSTRATIONS

	PAGE
View from the water tower of Lake Shore Mines showing construction of the steel deck for the new No. 5 shaft.....	<i>frontispiece</i>
Chart of average monthly and yearly prices of gold in Canadian funds from 1931 to 1934, inclusive.....	25
Graph showing fluctuations of the buying rate in Canada for New York funds from 1918 to 1934, inclusive.....	26
Kirkland Lake Hospital.....	193

INSERT TABLES

	PAGE
Kirkland Lake Gold Area—Annual production statistics by mines, 1911-1935.....	<i>facing</i> 16
Porcupine Gold Belt—Annual production statistics by mines, 1910-1935.....	<i>facing</i> 18



View from the water tower of Lake Shore Mines showing construction of the steel deck for the new No. 5 shaft.

# Statistical Review of the Mineral Industry of Ontario for 1935

By A. C. Young

## GENERAL SUMMARY

### Mineral Production

Mineral production for 1935 reached a new high of \$159,580,955 and exceeded that of 1934, which was \$145,854,173, by \$13,726,782, a gain of 9.39 per cent.

Reference to the tables on pages 2 and 3 shows that each of the main groups, except structural materials, has improved its position. Metals rose from \$129,273,033 to \$142,888,565, an improvement of 10.5 per cent.; the non-metallic group, which has maintained its position between seven and eight millions of dollars during the past five years, showed a slight improvement of \$213,086. Clay products have been very low in value since 1931, but with the gradual recovery of building this group is slowly regaining its former important position. Structural materials, which include cement, lime, stone, and sand and gravel, are dependent on heavy construction work, such as roads, foundations, and abutments. Cement showed rather a heavy drop due to a decline in consumption on highways, and stone also registered a drop. Conditions in this industry, although much below those obtaining during the prosperous years, are gradually recovering. The following excerpt from the *Monthly Review of Business Statistics* for December, 1935, describes the construction industry as follows:—

The records of the construction industry are of great value for barometric purposes. During a time of depression, the existing plant and equipment, generally speaking, is more than sufficient to meet current demands for industrial products. Once the fixed capital equipment is again operated at a high percentage of capacity, corresponding to the state of affairs in the preceding period of maximum prosperity, the construction industry immediately acquires additional momentum. The awards in excess of \$400,000,000 per year from 1926 to 1929 constitutes a fitting commentary upon the correlation of construction operations with economic progress. The decline in construction from 1930 to 1933 coincided with the recurrence of a major depression. While marked percentage gains were shown in the records of new business obtained by the construction industry in 1935, over the preceding year, the level was still low relative to the pre-depression years. The gain in contracts awarded in the 11-month period from \$119,749,000 to \$155,940,000 in 1935 was 30.2 per cent. Engineering projects took the lead in the main groups of construction, the total advancing from \$47,610,000 to \$64,325,000, a gain of no less than 35.1 per cent. The gains in residential and business contracts were 18.0 per cent. and 35.3 per cent., respectively, while the increase in industrial projects was 23.3 per cent.

Employment in the building trades on the first of November, after seasonal adjustment, was only 60 per cent. of the average for the base year of 1926. The gain of about 16 per cent. over the same date of 1934 indicates, however, a betterment in building activity over the stagnant conditions of a short time ago.

The greatest prosperity, as may be seen in the tables, occurred in the metal-mining group, and the increases in the values of some of the items were important; for example, gold was up 5.4 per cent.; nickel, 9.9 per cent.; copper, 30.2 per cent.; and silver 56.5 per cent. A great improvement in employment was also apparent in this group. The number of wage-earners rose from 16,424 in 1934 to 18,869 in 1935, and wages paid from \$24,973,938 to \$29,381,598. More complete details are given in the sections that follow.

## SUMMARY OF MINERAL STATISTICS, 1935

Product	Quantity <sup>1</sup>	Value	Employees	Wages
<b>METALLIC</b>				
Gold.....oz.	2,220,336	\$45,898,372	11,132	\$17,839,318
Exchange equalization.....		32,169,797		
Silver.....oz.	6,320,670	4,068,906	403	396,341
Copper in matte exported <sup>2</sup> .....lbs.	12,544,439	627,222		
Copper, metallic and in concentrates, exported.....lbs.	239,483,489	18,668,743		
Nickel in matte, in speiss, and in ore ex- ported; metallic nickel; and nickel con- tent of oxides and salts.....lbs.	138,516,240	35,345,103	37,194	\$11,005,124
Platinum metals.....oz.	190,107	5,407,392		
Selenium.....lbs.	75,363	144,697		
Tellurium.....lbs.	14,275	28,550		
Bismuth.....lbs.	7,079	6,796		
Cobalt in metal, oxides, salts, ores, and residues.....lbs.	681,419	512,705	4120	4121,253
Lead in concentrates exported.....lbs.	22,532	706		
Chromite.....tons	798	9,576	20	19,562
<b>Total.....</b>		<b>\$142,888,555</b>	<b>18,869</b>	<b>\$29,381,598</b>
<b>NON-METALLIC</b>				
Arsenic, white.....lbs.	2,558,789	\$75,326	( <sup>5</sup> )	( <sup>5</sup> )
Diatomite.....tons	100	4,600	12	\$3,591
Feldspar, crude and ground.....tons	8,656	75,003	40	20,337
Fluorspar.....tons	75	900	2	800
Graphite, crude and refined.....tons		78,500	30	22,558
Gypsum.....tons	38,247	164,807	77	99,137
Sulphur <sup>6</sup> .....tons	13,292	132,920		
Mica.....lbs.	509,826	7,144	12	1,536
Mineral waters.....Imp. gals.	19,900	1,477		
Natural gas.....M cu. ft.	8,157,256	4,894,353	1,273	1,219,520
Peat.....tons	1,340	5,761	7	499
Petroleum, crude.....bbls.	165,040	346,156	221	127,862
Phosphate.....tons	70	60		
Quartzite and quartz.....tons	83,034	120,005	55	24,638
Silica brick.....M	493	22,976	22	12,305
Salt.....tons	320,003	1,698,508	274	309,354
Talc.....tons	13,710	138,161	31	23,864
<b>Total.....</b>		<b>\$7,766,657</b>	<b>2,056</b>	<b>\$1,866,001</b>
<b>STRUCTURAL MATERIALS</b>				
Cement, Portland.....bbls.	1,243,836	\$1,752,148	402	\$334,833
Hydrated lime.....tons	23,514	227,197		
Quicklime.....tons	198,338	1,478,106	210	147,397
Sand and gravel.....tons	8,154,618	2,095,610	230	134,751
Sand-lime products <sup>7</sup> .....		138,555	51	31,758
Stone: limestone, trap, granite, sandstone.tons	2,122,941	1,863,892	792	407,042
<b>Total.....</b>		<b>\$7,555,508</b>	<b>1,685</b>	<b>\$1,055,781</b>
<b>CLAY PRODUCTS</b>				
Brick, face.....No.	28,064,195	\$545,231		
Brick, common.....No.	20,759,108	275,835		
Brick, fancy and ornamental.....No.	12,935	728		
Brick, sewer.....No.	60,295	970		
Tile, drain.....No.	5,060,734	125,593	753	\$397,799
Tile, structural, roofing, and floor.....		168,128		
Sewer pipe, copings, flue-linings, etc.....		196,647		
Pottery.....		50,000		
Haydite and clay.....		7,093		
<b>Total.....</b>		<b>\$1,370,225</b>	<b>753</b>	<b>\$397,799</b>
<b>TOTAL VALUE in Canadian funds.....</b>		<b>\$159,580,955</b>	<b>23,363</b>	<b>\$32,701,179</b>

<sup>1</sup>All tons in this table are 2,000 pounds.

<sup>2</sup>Copper in matte valued at 4½ cents per pound, and nickel at 18 cents.

<sup>3</sup>Employees and wages for nickel-copper mines, smelters, and refineries include statistics of the Ontario Refining Company.

<sup>4</sup>Employees and wages for silver-cobalt smelters and refineries.

<sup>5</sup>Employees and wages included with figures for silver-cobalt smelters and refineries (<sup>4</sup>).

<sup>6</sup>Tonnage given is sulphur content of sulphuric acid; no iron pyrites was sold in 1935.

<sup>7</sup>No deduction made for lime used in manufacturing.

## COMPARATIVE VALUE OF MINERAL PRODUCTION, 1931-1935

Product	1931	1932	1933	1934	1935
<b>METALLIC</b>					
Gold (Canadian value) . . . . .	\$45,043,837	\$53,418,449	\$61,044,951	\$72,808,688	\$78,068,169
Silver . . . . .	1,880,860	1,910,937	1,912,934	2,600,393	4,068,906
Platinum metals . . . . .	2,812,834	1,998,911	1,501,233	6,187,992	5,407,392
Cobalt <sup>1</sup> . . . . .	651,179	587,957	597,752	592,497	512,705
Nickel <sup>2</sup> . . . . .	15,005,080	7,179,862	20,130,480	32,139,425	35,345,103
Copper, metallic and in matte . . .	8,907,069	5,025,684	10,118,847	14,822,704	19,295,965
Selenium . . . . .	32,108	.....	53,745	91,286	144,697
Tellurium . . . . .	.....	.....	.....	25,599	28,550
Lead, pig and in ore . . . . .	41,987	1,756	692	525	706
Bismuth . . . . .	3,532	7,289	3,731	3,444	6,796
Molybdenite . . . . .	280	.....	.....	.....	.....
Chromite . . . . .	.....	.....	.....	480	9,576
<b>Total . . . . .</b>	<b>\$74,378,766</b>	<b>\$70,130,845</b>	<b>\$95,364,365</b>	<b>\$129,273,033</b>	<b>\$142,888,565</b>
<b>NON-METALLIC</b>					
Actinolite . . . . .	\$456	.....	.....	\$365	.....
Arsenic, white . . . . .	135,170	\$98,914	\$56,534	56,412	\$75,326
Barite . . . . .	.....	.....	60	.....	.....
Diatomite . . . . .	840	309	1,298	1,920	4,600
Feldspar, crude and ground . . . .	103,008	42,920	45,350	61,665	75,003
Fluorspar . . . . .	620	464	1,064	2,100	900
Graphite, crude and refined . . . .	32,149	18,483	16,145	64,998	78,500
Gypsum . . . . .	374,469	186,176	112,319	141,389	164,807
Iron pyrites and sulphur <sup>3</sup> . . . . .	65,080	33,320	81,960	145,980	132,920
Mica . . . . .	23,465	2,752	9,371	9,059	7,144
Mineral waters . . . . .	8,578	2,473	2,347	1,622	1,477
Natural gas . . . . .	4,635,497	4,719,297	4,523,084	4,741,368	4,894,353
Peat fuel . . . . .	1,096	10,107	900	7,343	5,761
Petroleum, crude . . . . .	219,993	247,468	253,486	299,874	346,156
Phosphate . . . . .	.....	.....	.....	.....	60
Quartzite and quartz . . . . .	148,642	93,574	86,146	134,572	111,074
Silica brick . . . . .	13,702	4,303	7,351	14,730	22,976
Salt . . . . .	1,760,388	1,789,752	1,755,087	1,734,196	1,698,500
Talc and soapstone . . . . .	122,044	111,585	142,134	135,978	138,161
<b>Total . . . . .</b>	<b>\$7,642,308</b>	<b>\$7,361,897</b>	<b>\$7,094,636</b>	<b>\$7,553,571</b>	<b>\$7,766,657</b>
<b>STRUCTURAL MATERIALS</b>					
Cement, Portland . . . . .	\$5,006,826	\$2,288,975	\$1,587,812	\$2,403,590	\$1,752,148
Lime, hydrated and quicklime . . .	1,221,190	1,273,230	1,227,196	1,536,288	1,705,303
Sand and gravel . . . . .	2,317,015	2,000,298	2,467,916	1,714,569	2,095,610
Sand-lime products <sup>4</sup> . . . . .	253,228	78,398	69,785	146,009	138,555
Stone: limestone, trap, granite, etc.	3,197,297	1,655,016	983,268	1,965,507	1,863,892
Slate . . . . .	.....	.....	.....	600	.....
<b>Total . . . . .</b>	<b>\$11,995,556</b>	<b>\$7,295,917</b>	<b>\$6,335,977</b>	<b>\$7,766,563</b>	<b>\$7,555,508</b>
<b>CLAY PRODUCTS</b>					
Brick, face . . . . .	\$1,278,954	\$532,728	\$351,292	\$479,850	\$545,231
Brick, common . . . . .	622,777	286,928	163,338	227,276	275,835
Brick, fancy and ornamental . . . .	16,829	1,790	387	835	728
Brick, sewer . . . . .	33,321	18,638	3,683	5,992	970
Tile, drain . . . . .	244,368	144,579	179,015	137,699	125,593
Tile, structural, roofing, and floor.	378,193	169,824	74,064	120,981	168,128
Sewer pipe, copings, flue-linings, etc. . . . .	696,964	451,786	185,138	226,005	196,647
Pottery . . . . .	73,860	67,866	52,650	52,578	50,000
Haydite and clay . . . . .	167,533	16,366	15,012	9,790	7,093
<b>Total . . . . .</b>	<b>\$3,552,799</b>	<b>\$1,690,505</b>	<b>\$1,024,579</b>	<b>\$1,261,006</b>	<b>\$1,370,225</b>
<b>GRAND TOTAL . . . . .</b>	<b>\$97,569,429</b>	<b>\$86,479,164</b>	<b>\$109,819,557</b>	<b>\$145,854,173</b>	<b>\$159,580,955</b>

<sup>1</sup>Cobalt in oxide, metallic cobalt, and cobalt content of residues marketed.<sup>2</sup>Nickel in matte, oxide, and metallic nickel.<sup>3</sup>Includes value of sulphuric acid produced.<sup>4</sup>No deduction made for lime consumed in manufacturing. Note that the figures prior to 1934 refer to sand-lime brick only.

The table below shows the aggregate value of metals from the time production began in Ontario and of other minerals beginning with 1891. Since 1914 the statistics of annual production credit the province only with the value of the pig iron made from Ontario ore. This is but a small part of the total output, since the great bulk of the iron ore charged to the blast furnaces of the province is "lake" ore from the mines of Minnesota and Wisconsin. In the production tables, credit is taken only for the ore exported or shipped to points other than Ontario blast furnaces, since to include the value of the domestic ore converted into pig iron in Ontario would involve a duplication of this item.

## TOTAL MINERAL PRODUCTION

Year	Exchange equalization or discount	Metallics	Non-metallics	Structural materials	Clay products	Total
Before 1891 <sup>1</sup>		\$9,520,269				\$9,520,269
1891		388,715		\$4,316,958		4,705,673
1892		864,382		4,509,757		5,374,139
1893		614,762		5,505,991		6,120,753
1894		842,750		5,244,008		6,086,758
1895		616,055		4,554,083		5,170,138
1896		963,288		4,271,715		5,235,003
1897		1,038,089		4,480,452		5,518,541
1898		1,689,002		5,546,875		7,235,877
1899		2,055,592		6,361,081		8,416,673
1900		2,565,286		6,733,338		9,298,624
1901		5,016,734		6,814,352		11,831,086
1902		6,257,499		7,134,135		13,391,634
1903		5,242,575		7,628,018		12,870,593
1904		4,906,677		6,665,970		11,572,647
1905		10,201,010		7,653,286		17,854,296
1906		13,353,080		9,035,303		22,388,383
1907		14,550,835	3,020,537	3,876,275	3,571,726	25,019,373
1908		16,754,986	2,629,749	3,396,406	2,856,476	25,637,617
1909		22,928,496	2,825,751	4,028,206	3,198,922	32,981,375
1910		28,161,678	3,141,658	4,380,000	3,630,559	39,313,895
1911		29,102,867	3,674,926	4,935,609	4,263,395	41,976,797
1912		34,799,734	4,009,643	4,701,170	4,831,056	48,341,603
1913		37,507,935	4,296,450	5,866,775	5,561,151	53,232,311
1914		33,345,291	4,339,703	4,505,368	4,105,597	46,295,959
1915		44,109,769	4,655,250	3,609,371	1,871,379	54,245,679
1916		55,002,918	4,982,140	3,734,065	1,584,699	65,303,822
1917		56,831,857	7,702,942	4,962,284	2,596,749	72,093,832
1918		66,178,059	7,815,062	4,297,401	2,018,450	80,308,972
1919		41,590,759	6,308,182	7,208,413	3,776,562	58,883,916
1920	\$1,376,275	48,281,553	8,141,796	11,921,019	4,735,154	74,455,797
1921	1,359,636	28,777,581	6,636,217	13,967,386	5,183,125	55,923,945
1922	208,621	40,290,157	7,591,913	13,640,166	6,944,218	68,675,075
1923	279,446	44,076,660	8,511,786	13,139,757	6,269,140	72,276,789
1924	196,749	52,130,314	7,555,283	12,398,465	5,137,865	77,418,676
1925	—2,838	62,495,472	7,488,034	12,451,174	5,148,626	87,580,468
1926	—595	59,218,297	7,842,632	12,681,308	5,356,469	85,098,111
1927	—235	62,631,255	7,638,605	14,160,552	5,853,035	90,283,212
1928	2,811	71,267,003	7,822,641	14,815,814	6,177,664	100,085,933
1929	157,456	83,967,446	8,621,427	18,541,687	6,830,162	118,118,178
1930	36,702	83,356,365	8,492,263	16,571,626	5,221,214	113,678,170
1931	1,926,222	72,452,544	7,642,308	11,995,556	3,552,799	97,569,429
1932	6,133,828	63,997,017	7,361,897	7,295,917	1,690,505	86,479,164
1933	16,486,437	78,877,928	7,094,636	6,335,977	1,024,579	109,819,557
1934	29,287,439	99,985,594	7,553,571	7,766,563	1,261,006	145,854,173
1935	32,169,797	110,718,768	7,766,657	7,555,508	1,370,225	159,580,955
Total	\$89,617,751	\$1,609,524,813		\$649,813,06		\$2,349,123,870

<sup>1</sup>Prior to 1891, when the Ontario Bureau (now Department) of Mines was established, it is estimated that metals to the value of \$9,520,269 were produced. No estimate has been made of the output of non-metallics up to 1891.



## Metal Production

In the total production of metals in Ontario, noted hereunder, gold moved up from third to first place in 1927:—

## METAL PRODUCTION TO DECEMBER 31, 1935

Metal or product	To December 31, 1934	1935	To December 31, 1935
Gold.....	\$529,602,720	\$45,898,372	\$575,501,092
Exchange equalization.....	57,447,954	32,163,797	89,617,751
Nickel, including nickel oxides and salts..	391,523,040	35,345,103	426,868,143
Silver.....	260,287,016	4,068,906	264,355,922
Copper <sup>1</sup> .....	160,048,576	19,295,965	179,344,541
Pig iron from domestic ore.....	84,775,556	.....	84,775,556
Cobalt <sup>2</sup> .....	26,521,766	512,705	27,034,471
Platinum metals.....	30,994,184	5,407,392	36,401,576
Iron ore <sup>3</sup> .....	9,463,516	.....	9,463,516
Lead.....	4,485,839	706	4,486,545
Zinc, in ore and concentrates.....	535,696	.....	535,696
Molybdenite.....	210,015	.....	210,015
Bismuth.....	154,903	6,796	161,699
Selenium.....	177,139	144,697	321,836
Tellurium.....	25,599	28,570	54,149
Chromite.....	480	9,576	10,056
Total.....	\$1,556,253,999	\$142,888,565	\$1,699,142,564

<sup>1</sup>Includes small quantities of copper sulphate.

<sup>2</sup>Includes metal, oxide, salts, and cobalt contents of residues exported.

<sup>3</sup>Value of ore shipped out of the province.

*Dividends.*—During 1935 dividends were paid by 14 gold, 2 nickel-copper, and 3 silver-cobalt mining companies. Total payments by metal mines of the province are rated hereunder by groups:—

## DIVIDENDS PAID BY METAL MINES TO DECEMBER 31, 1935

Industry	To end of 1934	1935	To end of 1935
Nickel-copper.....	\$159,849,642	\$13,865,195	\$173,714,837
Gold.....	179,948,856	25,208,545	205,157,401
Silver-cobalt.....	97,983,781	367,000	98,350,781
Total.....	\$437,782,279	\$39,440,740	\$477,223,019

## Diamond-Drilling

During the past three years diamond-drilling in Ontario has been active. Twenty companies were operating in 1935, and the statistics which follow are complete. In 1934 there were 285 drills in use, and employment was given to 518 men, who received \$759,285 in wages. The corresponding figures for 1935 are 171 drills, 608 men, and \$891,644 in wages. Diamond-drilling operations afford an excellent yard-stick in appraising the general trend in mining development and prospecting. As these Ontario firms do considerable drilling in the neighbouring provinces, Quebec and Manitoba, and also much farther afield, statistics covering the work done in these outside areas are also shown. It should, however, be pointed out that the data for outside provinces may be incomplete.

## DIAMOND-DRILLING OPERATIONS, 1934 AND 1935

Province	1934		1935	
	Holes	Core footage	Holes	Core footage
Ontario.....	3,891	672,011	5,156	883,840
Quebec.....	1,023	215,153	1,336	261,907
Manitoba.....	418	81,226	549	86,230
Saskatchewan and N.W.T.....	31	5,791	31	10,525
Total.....	5,365	974,181 (184.5 miles)	7,072	1,242,502 (235.3 miles)

On the other hand consumption of diamonds used in drilling refers to footage drilled in all provinces in which work was reported, and is indicative of the trade available for diamond merchants as well as the amount of wear or wastage of these abrasives in our hard pre-Cambrian rocks. The total consumption of borts, ballas, and carbons was 43,680.69 carats, as shown below:—

## CONSUMPTION OF DIAMONDS BY REPORTING FIRMS, 1935

Period	Borts	Ballas	Carbons
	carats	carats	carats
Diamonds on hand December 31, 1934.....	13,380.92	76.57	3,695.00
Purchased in 1935.....	47,743.73	79.98	2,878.95
	61,124.65	156.55	6,573.95
Diamonds on hand December 31, 1935..... deduct	19,507.38	71.30	4,695.78
Diamonds consumed (43,680.69) in 1935.....	41,617.27	85.25	1,978.17

## Prospecting

An index of activity is afforded by the following table:—

## MINING CLAIMS RECORDED, 1907-1935

Year	No.	Year	No.	Year	No.
1907.....	13,996	1917.....	1,936	1927.....	15,554
1908.....	4,634	1918.....	1,534	1928.....	15,046
1909.....	9,746	1919.....	2,918	1929.....	8,207
1910.....	5,792	1920.....	2,160	1930.....	3,886
1911.....	9,001	1921.....	2,459	1931.....	5,779
1912.....	3,104	1922.....	5,686	1932.....	4,945
1913.....	4,320	1923.....	6,092	1933.....	8,077
1914.....	1,913	1924.....	5,222	1934.....	16,888
1915.....	2,519	1925.....	4,751	1935.....	9,460
1916.....	2,470	1926.....	13,496		

It will be noted that 1934 was the most active year for claim-staking in the history of the province. In the Port Arthur mining division alone, 6,842 claims were recorded as a result of prospecting activity in the Little Long Lac and Sturgeon River gold areas, which lie east of Lake Nipigon close to the Canadian National railway.

## METALLICS

## Gold

## General Summary

The production of gold from all sources in Ontario during 1935 totalled 2,220,336 fine ounces, valued at \$78,068,169 in Canadian funds, as against 2,105,341

fine ounces, worth \$72,808,688, during the corresponding period of the previous year. Of this year's output, 2,151,305 ounces were recovered by the auriferous quartz mines, and the balance, 69,024 ounces, from the refining of nickel-copper mattes.

The record of the gold mines alone, including the value of the silver recovered in the crude gold bullion, was \$75,927,718 in 1935, as against \$70,929,796 in 1934. Reference to the table for gold-mining will show that the Porcupine camp with eleven mines slightly improved its position. On the other hand the Kirkland Lake belt, also with eleven properties, was \$765,394 below the high of 1934. This decline, however, was more than made up by increases in both Matachewan and Northwestern Ontario, where many new producers have appeared.

During 1935 important developments have taken place in all gold fields. Commencing with the eastern areas, the old Larder Lake camp has come to life after many years of inactivity. Omega Gold Mines, Limited, which was formed by Castle-Trethewey Mines, acquired the property of Canadian Reserve Mines, consisting of 22 mining claims formerly owned by the Crown Reserve Consolidated Mines, Canadian Associated Goldfields, and Kitchener Kirkland Gold Mines, and the mill, headframe, and underground layout have been completely overhauled or renewed. This one operation has stimulated interest in an area that was very prominently before the investing public during the past two decades.

The eastern Kirkland area (Gull Lake) has been active. At the Lake Shore a new shaft, now completed to the bed of the lake, will be sunk to depth. At the Wright-Hargreaves, a new internal shaft is under construction; and at the western edge of the camp the Macassa is developing to 3,000 feet in depth. Matachewan is now represented by three properties, Ashley, Young-Davidson, and Matachewan Consolidated. A deep shaft is being sunk on the Young-Davidson.

At Porcupine one of the most important developments has been the work undertaken by Noranda Mines in the eastern section of the area on the Pamour property, formerly owned by the Three Nations Mining Company, where a campaign of deep diamond-drilling carried on during the past summer has had favourable results. During the latter part of the season the Ontario Department of Mines made a special survey of this section of the area, using air service in preparing the map.

The most outstanding relative improvement, however, has taken place in the northwestern part of the province, including the Sudbury area. Twenty-eight mines throughout this area were active during the period, the production ranging from a few hundred dollars to almost a million.

Recently a new find of gold-bearing veins was made on the Sachigo river, located about 40 miles due east of the Manitoba boundary in about the same latitude as Gods lake. This area is roughly about 250 miles north of Superior Junction on the Canadian National railway.

Prospecting and development work have been carried on extensively throughout the province, and a pleasing feature is that interest is being maintained in the old established camps, in all of which extensions of the ore deposits have been found.

#### Production and Dividends

The following tables show the dividends paid by the various gold-mining companies, the production by areas in 1935, the total gold production from 1866 to 1935, and the annual production by mines in each area.

## DIVIDENDS AND BONUSES PAID BY GOLD-MINING COMPANIES TO DECEMBER 31, 1935

Name of company	Date of incorporation	Authorized capital, \$ or shares	Capital stock issued, \$ or shares	Par value per share	Dividends and bonuses paid to end of 1934	Dividends and bonuses paid during 1935	Rate per cent. or per share 1935	Total dividends and bonuses paid to Dec. 31, 1935	Date when last dividend or bonus was paid
Anglo-Huronian, Ltd.	Oct. 16, 1933	2,000,000	1,252,605	No par	\$501,042.00	\$250,521.00	20c	\$751,563.00	Dec. 2, 1935
Buffalo Ankerite Gold Mines, Ltd.	Oct. 5, 1932	\$1,000,000	577,007	\$1.00	131,943.06	115,546.40	20c	247,489.46	Nov. 15, 1935
Coniaurum Mines, Ltd.	July 4, 1929	6,000,000	2,717,447	No par	80,923.41	.....	.....	80,923.41	Aug. 15, 1932
Dome Mines, Ltd. <sup>1</sup>	Sept. 30, 1923	1,000,000	1,000,000	No par	21,557,847.15	3,813,336.00	\$4.00	25,371,183.15	Oct. 21, 1935
Hollinger Consol. Gold Mines, Ltd. <sup>2</sup>	May 25, 1916	\$25,000,000	\$24,600,000	5.00	72,990,400.00	4,428,000.00	18%	77,418,400.00	Dec. 31, 1935
Howey Gold Mines, Ltd.	Mar. 12, 1926	5,000,000	5,000,000	1.00	500,000.00	250,000.00	5c	750,000.00	Dec. 14, 1935
Kirkland Lake Gold Mining Co., Ltd.	Nov. 19, 1915	5,000,000	5,239,123	1.00	157,173.69	157,173.69	3c	314,347.38	Nov. 1, 1935
Lake Shore Mines, Ltd.	Feb. 25, 1914	2,000,000	2,000,000	1.00	35,020,000.00	8,000,000.00	400%	43,020,000.00	Dec. 16, 1935
Macassa Mines, Ltd.	April 12, 1926	3,000,000	2,628,068	1.00	131,403.40	336,710.20	15c	528,113.60	Nov. 1, 1935
McIntyre-Porcupine Mines, Ltd. <sup>3</sup>	Mar. 16, 1911	\$4,000,000	\$3,990,000	5.00	14,085,162.43	1,595,900.00	\$2.00	15,681,162.43	Dec. 2, 1935
Northern Empire Mines Co., Ltd.	July 28, 1932	500,000	341,500	1.00	.....	170,500.00	50c	170,500.00	Dec. 30, 1935
Porcupine Crown Mines, Ltd.	May 25, 1913	2,000,000	2,000,000	1.00	\$40,000.00	.....	.....	840,000.00	July 15, 1917
Rea Consolidated Gold Mines, Ltd.	April 5, 1911	\$1,000,000	\$200,000	5.00	12,000.00	.....	.....	12,000.00	.....
Schumacher Gold Mines, Ltd. <sup>4</sup>	Jan. 6, 1914	2,000,000	1,850,000	1.00	.....	659,900.00	20%	2,012,695.00	Dec. 31, 1935
Sylvania Gold Mines, Ltd. <sup>5</sup>	June 13, 1913	3,300,000	3,299,500	1.00	1,352,795.00	1,922,857.60	40c	23,240,648.40	Oct. 1, 1935
Teck-Hughes Gold Mines, Ltd., The	Mar. 2, 1923	5,000,000	4,807,144	1.00	21,317,790.80	148,000.00	8c	296,000.00	Nov. 21, 1935
Toburn Gold Mines, Ltd. <sup>6</sup>	Jan. 24, 1931	2,000,000	1,850,000	1.00	148,000.00	.....	.....	398,625.00	Dec. 27, 1916
Tough-Oakes Gold Mines, Ltd.	July 15, 1913	\$3,000,000	\$2,657,500	5.00	398,625.00	.....	.....	67,500.00	April 5, 1927
Vipond Consolidated Mines, Ltd.	July 17, 1922	2,500,000	2,250,000	1.00	67,500.00	.....	.....	13,956,250.00	Oct. 1, 1935
Wright-Hargreaves Mines, Ltd. <sup>7</sup>	June 16, 1916	5,500,000	5,500,000	No par	10,656,250.00	3,300,000.00	60c	.....	.....
Total	.....	.....	.....	.....	\$179,948,855.94	\$25,208,544.89	.....	\$205,157,400.83	.....

<sup>1</sup>On April 22, 1922, the capital of Dome Mines Company, Limited, was reduced from \$5,000,000 to \$4,500,000, and \$476,667 (repayment of capital not included in above table) distributed to shareholders in addition to dividends paid to September 30, 1923, when the new company, Dome Mines, Limited, issued 1,000,000 no par value shares at \$7.00 per share. Of these 46,666 shares are transferred to a trustee and held in trust for the company.

<sup>2</sup>Hollinger Consolidated Gold Mines, Limited, is an amalgamation of the Acme Gold Mines, Limited; Millerton Gold Mines, Limited; and Hollinger Gold Mines, Limited. Dividends include \$160,000 paid in 1915 by Acme, and \$4,170,000 paid by Hollinger to May 25, 1916, the date of consolidation.

<sup>3</sup>The dividends are paid in United States funds.

<sup>4</sup>The Schumacher mine was sold to the Hollinger in 1922, and a total of \$1,591,000, or 86 per cent. of the assets, distributed to shareholders, the final payment being made July 30, 1923.

<sup>5</sup>The rate of 25 per cent. includes 5 per cent. paid out of 1933 profits. The dividends are paid in United States funds.

<sup>6</sup>Formerly the Tough-Oakes Gold Mines, Limited.

<sup>7</sup>The authorized and issued capital was changed in May, 1927, from 2,750,000 shares of \$1.00 par value to 5,500,000 shares of no par value.

Area	Ore milled	Gold bullion shipped						Total value of bullion, Canadian funds
		Fine gold			Fine silver			
		Quantity	Value, standard <sup>1</sup>	Exchange equalization	Value, Canadian funds	Quantity	Value	
<b>PORCUPINE BELT</b>		tons	ounces				ounces	
Buffalo Ankerite.....	159,383	29,041,714	\$600,345	\$433,986	\$1,034,331	2,618	\$1,656	\$1,035,987
Canasa.....		27,504	569	405	974	4	2	976
Concordia (Jones-Porter).....	230	16,083	332	241	573	14	7	580
Coniarium.....	151,955	32,151,552	664,631	466,172	1,130,803	6,027	3,793	1,134,596
Dome.....	549,100	206,795,029	4,274,833	2,990,354	7,265,187	33,736	21,419	7,286,606
Gillies Lake-Porcupine.....	5,122	1,611,883	33,321	23,445	56,766	251	167	56,933
Hollinger.....	1,837,153	416,049,642	8,600,509	6,028,764	14,629,273	105,843	71,238	14,700,511
McIntyre-Porcupine.....	869,100	245,206,125	5,068,860	3,550,671	8,619,531	54,385	33,965	8,653,496
McLaren-Porcupine.....	600	108,791	2,249	1,579	3,828	18	12	3,840
Marbutan.....	59,380	8,145,135	168,375	121,721	290,096	711	416	290,512
Munro Croesus.....	1,237	724,460	14,976	10,503	25,479	34	34	25,513
Nayboly (Hayden).....	10,681	671,000	13,871	9,728	23,599	100	67	23,666
Paymaster Consolidated.....	79,845	16,028,371	331,336	232,541	563,877	5,008	3,199	567,076
Vipond (Anglo-Huronian).....	106,393	11,894,500	245,261	172,008	417,269	2,628	1,693	418,962
Miscellaneous.....		104,191	2,154	1,512	3,666			3,666
<b>Total.....</b>	<b>3,829,279</b>	<b>968,545,980</b>	<b>\$20,021,622</b>	<b>\$14,013,630</b>	<b>\$34,065,252</b>	<b>211,391</b>	<b>\$137,608</b>	<b>\$34,202,950</b>
<b>KIRKLAND LAKE BELT<sup>2</sup></b>								
Argonaut.....	24	27,686	\$572	\$401	\$973	8	\$5	\$978
Barry-Hollinger.....	35,172	4,082,511	84,393	59,000	143,483	336	215	143,698
Bidgood.....	11,148	1,232,712	25,482	17,897	43,379	825	491	43,870
Kirkland Lake Gold.....	71,920	22,650,521	455,825	319,474	775,299	3,391	2,131	777,430
Lake Shore.....	836,322	461,018,700	9,530,102	6,658,528	16,188,630	112,678	71,090	16,259,720
Lucky Cross (S. Payne).....	1	296	6	4	10			10
Macassa.....	68,627	30,271,870	625,775	439,227	1,065,002	3,498	2,194	1,067,196
Miller Independence.....	31	101,805	2,105	1,472	3,577	21	13	3,590
Moffatt-Hall.....	7,912	2,243,351	46,374	32,569	78,943	806	555	79,498
Sylvanite.....	152,281	54,356,230	1,123,643	788,177	1,911,820	9,030	5,786	1,917,606
Teck-Hughes.....	3417,917	138,987,175	2,873,118	2,014,440	4,887,558	22,795	14,304	4,901,862
Toburn.....	35,360	20,199,895	417,569	293,171	710,740	5,630	3,521	714,261
Wright-Hargreaves.....	361,149	213,471,380	4,412,845	3,094,363	7,507,208	33,556	21,355	7,528,563
<b>Total.....</b>	<b>1,997,864</b>	<b>948,044,132</b>	<b>\$19,597,809</b>	<b>\$13,718,813</b>	<b>\$33,316,622</b>	<b>192,574</b>	<b>\$121,660</b>	<b>\$33,438,282</b>

<sup>1</sup>The term "standard" here refers to gold at \$20.671834 per fine ounce.

<sup>2</sup>Includes Larder Lake area.

<sup>3</sup>Includes 41,329 tons of tailings.

## PRODUCTION OF GOLD MINES, 1935—Continued

Area	Ore milled	Gold bullion shipped						Total value of bullion Canadian funds
		Fine gold			Fine silver			
		Quantity	Value, standard <sup>1</sup>	Exchange equalization	Value, Canadian funds	Quantity	Value	
<b>MATACHEWAN AREA</b>								
Ashley.....	tons 47,366	ounces 12,486.139	\$258,111	\$181,171	ouunces 1,992	\$1,249	\$440,531	
Matachewan Consolidated.....	48,362	10,113.568	209,066	146,704	1,650	1,018	356,818	
Young-Davidson.....	229,793	20,150.169	416,541	292,302	7,150	4,537	713,380	
Total.....	325,521	42,749.876	\$883,718	\$620,177	10,792	\$6,834	\$1,510,729	
<b>SUDBURY DISTRICT</b>								
Halcrow-Swayze.....	211	38.733	\$810	\$561	15	\$10	\$1,372	
Mac-Auer.....	45	8.248	171	119	5	3	293	
McMillan.....	40,218	7,776.630	160,757	112,368	294	190	273,315	
Total.....	40,474	7,823.611	\$161,729	\$113,048	314	\$203	\$274,980	
<b>ALGOMA DISTRICT</b>								
(Michipicoten and Goudreau areas)								
Algoma Summit.....	205	85.547	\$1,768	\$1,234	8	\$6	\$3,008	
Darwin.....	2,103	503.512	10,409	7,313	57	28	17,750	
Jubilee.....	34,890	5,570.621	115,155	81,014	132	83	196,252	
Parkhill.....	20,871	9,618.760	198,837	139,265	459	286	338,388	
Van Sickle (S. B. Smith).....	7,946	1,391.844	28,772	20,207	75	48	49,027	
Total.....	66,015	17,170.284	\$354,941	\$249,033	731	\$451	\$604,425	
<b>THUNDER BAY DISTRICT</b>								
Ardeen (Moss).....	5,884	849.143	\$17,553	\$12,264	5,675	\$2,714	\$32,531	
Caquette claims (Alton).....	34	12,765	264	185	2	1	450	
Dikdik (J. Bruce McMartin).....	3,295	1,378.292	28,492	20,029	914	597	49,118	
Harkness-Hays.....	17	63.382	1,310	922	31	20	2,252	
Little Long Lac.....	62,073	31,454.131	650,215	456,365	2,710	1,689	1,108,269	
North Shores.....	1,404	833.980	17,240	12,083	53	35	29,358	
Northern Empire.....	45,736	18,278.242	377,845	265,765	2,638	1,686	645,296	
St. Anthony.....	44,550	8,583.600	177,439	124,454	1,958	1,259	303,152	
Tashota.....	12,827	2,157.526	44,600	31,355	1,071	672	76,627	
Total.....	175,820	63,611.061	\$1,314,958	\$923,422	15,052	\$8,673	\$2,247,053	

KENORA AND RAINY RIVER DISTRICTS									
Cedar Island (Kenora Prospectors).....									\$23,506
Clark.....								531	\$342
Clark.....	3,095	656,762	\$13,576	\$9,588	\$23,164			4	2
Conc, Russell C. <sup>6</sup> .....	87	35,634	737	511	1,248			3	2
Dupont.....	475	19,172	396	273	669			232	151
Vermilion Lake.....	18	2,097,666	43,363	30,454	73,817			2	1
Total.....	3,675	2,816,310	\$58,218	\$40,928	\$99,146			772	\$498
PATRICIA PORTION									
Central Patricia.....	35,192	22,061,260	\$456,047	\$320,069	\$776,116			2,297	\$1,454
Howey.....	484,966	37,673,912	778,789	546,518	1,325,307			12,185	7,643
J-M Consolidated (first quarter).....	1,381	361,091	7,464	5,225	12,689			287	162
McKenzie Red Lake.....	36,117	15,113,456	312,423	218,989	533,223			2,771	1,811
Pickle Crow.....	37,277	24,925,493	515,255	361,861	877,116			2,572	1,629
Red Crest (Rowan Discovery).....	174	109,038	2,254	1,562	3,816			24	12
Sol-D'Or.....	119	40,768	843	599	1,442			4	2
Total.....	595,226	100,285,018	\$2,073,075	\$1,454,823	\$3,527,898			20,140	\$12,713
Miscellaneous prospectors.....									
Dominion Reduction Co., clean-up <sup>6</sup> .....		89,180	\$1,802	\$1,260	\$3,062			15	\$8
Total.....		169,766	3,509	2,465	5,974			15	\$8
Total for gold mines.....	7,033,874	2,151,305,218	\$44,471,381	\$31,167,599	\$75,638,980			451,781	\$288,738
Nickel-copper refining.....		69,023,958	\$1,426,852	\$1,002,101	\$2,428,953				
In Cobalt ores.....		6,700	139	97	236				
Total.....		69,030,658	\$1,426,991	\$1,002,198	\$2,429,189				
Total gold output, 1935.....		2,220,335,876	\$45,898,372	\$32,169,797	\$78,068,169				
CALENDAR YEAR 1934									
Porcupine Belt.....	3,711,714	949,799,57	\$19,634,097	\$13,275,684	\$32,909,781			196,084	\$92,989
Kirkland Lake Belt.....	1,957,058	988,045,65	20,424,716	13,694,400	34,119,116			181,291	84,560
Matachewan Area.....	100,054	17,738,98	366,697	246,491	613,188			3,522	1,721
Northwestern Ontario.....	644,184	89,381,93	1,847,688	1,235,995	3,083,683			52,008	24,758
Miscellaneous.....		60,374,48	1,248,051	834,869	2,082,920				
Total gold output, 1934.....	6,413,010	2,105,340,61	\$43,521,249	\$29,287,439	\$72,808,688			432,905	\$204,028

<sup>4</sup>Includes 10,012 tons of tailings.

<sup>5</sup>This production was derived from the Foley, Lucky Conon, and two other unnamed mining claims.

<sup>6</sup>Derived from unidentified gold ores treated at Cobalt during past years.

## GOLD PRODUCTION, 1866-1935

(On the standard basis of \$20.671834 per ounce, or one dollar = 0.048375 ounces)

Year	Total production, value	Porcupine belt		Kirkland Lake belt		N.W. Ontario <sup>1</sup>	
		Value	Per cent.	Value	Per cent.	Value	Per cent.
1866-1891 <sup>2</sup> ..	\$190,258	.....	.....	.....	.....	.....	.....
1892-1909 <sup>3</sup> ..	2,509,492	.....	.....	.....	.....	.....	.....
1910.....	68,498	\$35,539	51.8	.....	.....	.....	.....
1911.....	42,637	15,437	36.2	.....	.....	.....	.....
1912.....	2,114,086	1,730,628	81.8	.....	.....	.....	.....
1913.....	4,558,518	4,294,113	94.1	\$86,316	1.9	.....	.....
1914.....	5,544,979	5,206,006	93.8	114,154	2	.....	.....
1915.....	8,501,391	7,462,111	88.6	551,069	6.5	.....	.....
1916.....	10,339,259	9,391,408	90.8	702,761	6.8	.....	.....
1917.....	8,698,735	8,229,744	94.5	404,346	4.6	.....	.....
1918.....	8,502,480	7,767,907	91.4	632,007	7.4	.....	.....
1919.....	10,451,709	9,941,803	95.1	486,809	4.7	.....	.....
1920.....	11,686,043	10,597,572	90.7	1,033,478	8.8	.....	.....
1921.....	14,692,357	13,103,526	89.5	1,524,851	10.4	.....	.....
1922.....	20,579,569	18,374,658	89.3	2,159,581	10.5	.....	.....
1923.....	20,136,287	17,313,115	85.9	2,719,939	13.5	.....	.....
1924.....	25,669,303	22,135,534	86.2	3,446,632	13.4	.....	.....
1925.....	30,206,432	24,733,120	81.8	5,385,256	17.8	.....	.....
1926.....	30,950,753	23,680,670	76.5	7,174,083	23.2	.....	.....
1927.....	33,627,040	23,851,857	70.9	9,674,114	28.7	.....	.....
1928.....	32,629,111	20,246,319	62	12,233,524	37.5	.....	.....
1929.....	33,535,226	19,281,286	57.6	14,046,596	41.8	\$22,988	0.07
1930.....	35,886,558	17,758,842	49.6	17,172,770	47.9	461,730	1.3
1931.....	43,117,615	19,891,521	46.2	21,734,729	50.4	1,007,756	2.3
1932.....	47,284,621	21,422,117	45.2	23,782,313	50.3	1,607,831	3.4
1933.....	44,558,514	21,624,617	48.5	20,817,277	46.7	1,352,017	3
1934.....	43,521,249	19,634,097	45	20,424,716	46.9	2,214,385	5
1935.....	45,898,372	20,021,622	43.6	19,597,809	42.7	4,851,950	1.5
Total....	\$575,501,092	\$367,745,169	62.8	\$185,905,130	32.3	.....	.....

<sup>1</sup>Recent production only. Gold output from 1866 to 1909, inclusive, came from Hastings county and Northwestern Ontario. No segregation of statistics can now be made.

<sup>2</sup>Estimated.

<sup>3</sup>Maximum yearly output was \$424,568 in 1899.

*Gold Mines of Southeastern Ontario (Peterborough, Hastings, and Frontenac Counties).*—The earliest recorded discovery of gold in Ontario is referred to on page 27 of the Report of the Royal Commission (1890) on the Mineral Resources of Ontario, as follows:—

In the early part of August, 1866, gold was discovered by a man named Powell and a Dutch miner on the eastern part of lot 18, range 5, in the township of Madoc [Hastings county] belonging to Mr. J. Richardson, who, however, did not recognise it as the precious metal till informed of the fact by the late Mr. H. G. Vennor of the Geological Survey, who was then working in the neighbourhood. Mr. Vennor in his report for that year, addressed to Sir William Logan, described the gold as occurring in "a series of crevices or openings in a gold-bearing bed, formed of chloritic and epidotic gneiss (or schist) holding patches of dolomite and calcspar, the openings being nothing more than such as are so often met with in the dolomites and calc-schists of this region." The gold was found along with particles of black carbonaceous matter in a brown ferruginous earth filling the longitudinal crevices, parallel to the bedding, one of which had been struck at a depth of 4 and another at 15 feet from the surface at the time of Mr. Vennor's visit. Numerous small nuggets were also found enclosed in the adjacent dolomite and calcspar. The strata here dip nearly due north at an angle of 45°, and the gold-bearing bed is "overlaid by a siliceous ferruginous dolomite and underlaid by a band resembling an impure steatite." Its geological position is not far above the iron-bearing belt of that region. The Richardson mine has been worked at different times since the above date, and a good deal of gold extracted from it.



This discovery was followed by many others of the precious metal which have been made at different times in the townships of Marmora, Madoc, Elzevir, Kaladar, Lake and Tudor, and there is now a probability of gold-mining becoming an established industry in this region. One of the most notable of the attempts at gold mining in the district is that at the Gatling (since called the Canada Consolidated) mine in the township of Marmora. The gold here occurs in veins of quartz containing much mispickel and cutting a crushed syenite or a mixture of schist and syenite, close to a large area of the latter rock. Assays of twelve different samples of the ores of this mine gave an average of 1.9107 ounces or \$39.47 to the ton of 2,000 pounds. In spite of this richness, the difficulty of separating the gold from the sulphide of arsenic is so great that only partial success has attended the working of the mine, after the expenditure of a large sum of money in buildings, machinery, working the mine and experimenting.

A considerable quantity of gold has been extracted from the Gladstone and Feigle mine, situated on the continuation of the same set of veins as the Canada Consolidated, at a distance of two or three miles to the northward of it. Another mine called the Dean and Williams on lot 8, range 9 of Marmora, about a mile and a half southward of the Canada Consolidated, was worked for a time with some success. At present it is reported that from six to eight dollars worth of gold per ton are being extracted at the Guinard mine, in Kaladar, from a set of small quartz veins cutting a rock which is described as a conglomerate with quartz pebbles in a matrix of micaceous schist.

Statistical records in the Department of Mines at Ottawa do not predate 1888, but according to Ottawa reports for 1866 an Inspector of Mines, a Mr. Campbell, in that year reported that the recovery from the Richardson property in Hastings county was valued at \$1,500 or \$2,000. Another statement, probably referring to the same year, was that 60 pounds of crude bullion, worth \$15 to \$20 per ounce, was exported to the United States and that the estimated value was \$1,020. Other reports state that the Cook mine, on lot 7, concession IX, Marmora township, also in Hastings county, milled 1,000 tons prior to 1871, from which 500 ounces valued at \$10,000 was recovered. The Feigle mine, lot 8, concession VIII, Marmora township, produced \$4,000 prior to 1870. The property of the Canada Consolidated Gold Mining Company at Deloro, Marmora township, was credited with \$9,926 prior to June 30, 1884, and the amount expended in development work approximated \$350,000. The Gatling and the Thomas and Derry properties were active in 1871 and 1879, respectively.

The following excerpts from the Report of the Royal Commission, also give some indication of the extent of these early mining operations. D. E. K. Stewart stated that he commenced mining in Hastings county in 1878 and, under a lease on the Feigle, recovered about \$20,000; the mill heads ranged from \$3 to \$50 per ton. The Gatling ore treated at Malone ran about \$14 per ton. He also stated that some \$30,000 to \$40,000 worth of gold was recovered by a Mr. Osler, who operated a 20-stamp battery in the same area. Charles Taylor, at that time operating the Canada Consolidated, stated that the average ore ran about \$15 to the ton. With two men he was treating 8 tons per day, and the recovery was from \$100 to \$150 per week. Deroche and Burrows, lot 25, concession VI, Kaladar township, in 1887 shipped 3 tons of rock to the mill at Malone, and the bar of gold recovered was valued at \$65.

Statistics available to this Department do not contain any records of the above reports, and returns by gold producers were not obligatory until after the formation of the Bureau (now Department) of Mines in 1891. Partially complete individual statistics are available in this Department from 1897 on, but it was not until 1910, after the discovery of the rich fields at Porcupine and Kirkland Lake, that greater accuracy in ounces recovered and value was insisted upon. As a result the statistics covering gold-mining operations in this field and elsewhere in Ontario for the nineties and during the first decade of this century are more or less incomplete, and the table which follows does not represent all the gold recovered.

## SOUTHEASTERN ONTARIO

## PRODUCTION STATISTICS OF GOLD MINES, 1891-1922

(Value includes gold and silver, and exchange and equalization have been added since 1920)

Mine	Year	Quantity	Value
Atlas Arsenic.....	1900, 1902, 1903.....	tons 6,114	\$44,667
Bannockburn.....	1895.....		58
Belmont. <i>See</i> Cordova.			
Big Dipper.....	1907, 1909.....	52	340
Boerth.....	1900.....		208
Canadian Goldfields. <i>See</i> Deloro.			
Cleveland.....	1908.....	239	5,475
Cobalt Frontenac.....	1919, 1922.....		1,356
Cook Land.....	1901, 1902, 1904.....	1,483	6,989
	1892, 1893.....	560	5,450
Cordova (Belmont).....	1898-1903.....	70,185	289,517
	1912-1917.....	16,194	45,426
Craig.....	1905, 1906.....	1,850	5,760
Crescent.....	1891, 1892.....	1,700	6,780
Deloro (Canadian Goldfields).....	1897-1902.....	39,143	213,973
Gatling Pearce.....	1893.....		1,918
Gilmour.....	1909, 1910.....	550	3,669
Golden Fleece. <i>See</i> Cobalt Frontenac.			
Ledyard.....	1893, 1894.....	55	236
Little Doris.....	1898.....	400	2,500
Sophia.....	1900.....	1,500	850
Sovereign.....	1900.....	262	861
Star of the East.....	1905, 1907.....	976	1,941
Total.....		141,263	\$637,974

*Gold Mines of Algoma District.*—The gold-mining region in Algoma district, which includes the Goudreau and Michipicoten areas as well as the areas bordering the northeast shore of Lake Superior, Sault Ste. Marie, and the North channel of Lake Huron, was the scene of some of the earliest mining ventures in Ontario. In 1770 the Jesuit Fathers experimented with native copper near Point Mamainse, and in 1848 copper was discovered near Bruce Mines, where the Montreal Mining Company successfully concentrated the ore and shipped the concentrates, which ran 15 per cent. copper, to England in 1853 and 1854. The property was closed down in 1865.

The first gold discovery in this district was made early in 1898 by an Indian, William Teddy, a member of the Michipicoten band of Indians, whose hunting grounds were in the area between Wawa and Bauldry lakes. The find was sold for \$1,000. A staking rush then ensued, and most of the claims were located between Wawa lake and the Michipicoten river. The first inspector of the Michipicoten Mining Division, D. G. Boyd, opened a recording office in the old Hudson's Bay Post at Michipicoten River on April 29, 1898, which was one of the first recording offices in Ontario outside of Toronto. During this period, or until navigation closed that year, 152 miner's licenses were issued and 228 notices of mining claims registered and filed at Michipicoten River, and the fees totalled \$2,316. The first machinery to be installed in this field was a stamp mill, which was built by Thomas Westcott, of Sault Ste. Marie. The stamps, which weighed 830 pounds each, were cast at Sault Ste. Marie as well as the frames. The vanner and the copper plates were bought from Fraser and Chalmers, of Chicago, and the crusher and ore feeder were supplied by A. K. Williams, Toronto. Power was provided by a second-hand plant purchased from a lumber company near by. The foundations of this plant were laid October 13, 1898, but no trace of it remains to-day.

The gold-producing mines of Algoma district are listed in the table on page 18. In the early years great difficulty was experienced in securing accurate and complete statistics, and the data shown do not by any means cover the entire production. The figures represent all the data available to this Department.

*Gold Mines of Thunder Bay District.*—An excerpt from the Report of the Royal Commission (1890) on the Mineral Resources of Ontario, page 25, regarding gold in Thunder Bay district runs as follows:—

The first discovery of gold in notable quantity was made in 1871 by Mr. Peter McKellar (following up a clue obtained from an Indian) near Jackfish lake, at what is now called the Huronian mine, situated on location H1 in the township of Moss. It here occurs in a true and persistent vein from 6 to 8 feet wide, of which from 2 to 5 feet are quartz, the rest being incorporated schist. The country-rock consists of interbedded talcoid, chloritic, dioritic and a little dolomitic schist, siliceous magnetite and massive diorite, all dipping north-west at angles of 65° to 80°. The vein runs north-eastward, cutting the strata at a small angle and underlying to the north-west side at an inclination of 15° from the perpendicular. Intrusive syenite appears about a mile to the north-east of the mine, and this may have had something to do with the enrichment of the vein. The gold occurs free and as sylvanite (or telluride of gold) associated with galena, iron and copper pyrites and blende, which, with the white quartz, constitute a beautiful looking ore. A 10-stamp mill was erected in 1883 at great expense, on account of the difficulties of transportation, and in 1884 some mining and milling were done. The gold secured is understood to have been equal to \$21 to the ton, which was, however, far short of the whole amount contained in the ore. Work was resumed for three or four months in 1885, but, from the want of proper means of transportation to the mine, operations are for the present suspended. Openings have been made and similar ore obtained from a continuation of the same vein, called the Highland mine.

This property was later known as the Moss, and more recently as the Ardeen. The mine was reopened in 1932 and produced gold from that year to 1935, inclusive, operating a 200-ton mill.

The data shown in the table for Thunder Bay district on page 19 are all that are available to this Department and while covering the principal mines are known to be incomplete for the earlier years.

*Gold Mines of Kenora and Rainy River Districts.*—The earliest record of gold in Kenora and Rainy River is described on page 25 of the Report of the Royal Commission (1890) on the Mineral Resources of Ontario, as follows:—

Gold was discovered on Lake-of-the-Woods in 1878, or earlier. In the . . . Geological Survey report for 1881, page 15c, it is stated that "in 1879 I [A. R. C. Selwyn, the writer of the report] was presented by Mr. J. Dewe with a specimen from Hay island, of white quartz containing needle-like crystals of hornblende with a little calcspar, which showed distinct specks of gold. It was assayed by Mr. Hoffmann, chemist to the Survey, and found to contain 37.318 ounces of gold and 1.431 ounces of silver to the ton of 2,000 pounds." During the succeeding four or five years some mining was done at a few places around the northern part of this lake, and in some instances with the prospect of ultimate success, but owing to the impossibility of obtaining titles, on account of the dispute between the Dominion and the Ontario governments as to the ownership of the territory, it was impossible to obtain sufficient capital and no thorough test has yet been made to determine the real productiveness or otherwise of any of the mines. Trials have been made at several promising places, such as Sultana island, the Winnipeg Consolidated and the Pine Portage properties, and now that the matter of title is set at rest there is a probability that work will be prosecuted on a sufficient scale to determine the question whether gold is to be found in this region in paying quantities or not. It occurs both free and in combination with sulphides in veins of quartz more or less split up and interrupted, cutting green schists and not far from masses of syenite. These deposits would appear to lie towards the bottom of the series as developed at the Lake-of-the-Woods. Specimens of free gold in quartz have been shown to the writer as having been obtained not far from Taché, on the Canadian Pacific railway.

Statistics of production by the gold mines of Kenora and Rainy River districts were not collected during the eighties, and are incomplete for the nineties and also for the early years of this century (see tables on pages 22 and 23).

LARDER LAKE GOLD AREA  
 ANNUAL PRODUCTION STATISTICS BY MINES, 1911-1935  
 (Value includes gold and silver, and exchange premium and equalization have been added since 1920)

Year	Barry-Hollinger		Argonaut <sup>1</sup>		Miller Independence		Canadian Associated Goldfields		Telluride (Smelters Corp.)		Gold Infill		Total	
	tons	\$	tons	\$	tons	\$	tons	\$	tons	\$	tons	\$	tons	\$
1911							2125	314					125	314
1912														
1913			480	4,005				\$10,000					480	14,005
1914				5,204										5,204
1915														
1916														
1917														
1918	41,502	10,051				1,283							1,502	11,334
1919			735	2,631									735	2,631
1920			4,637	29,888									4,637	29,888
1921				549										549
1922														
1923														
1924					4,818	73,262							4,818	73,262
1925					24,178	152,072							24,178	152,072
1926	8,136	56,978	28,515	214,183									36,651	271,161
1927	13,680	86,263	35,081	143,387									48,761	229,650
1928	25,714	175,692	27,873	127,448									39	865
1929	23,060	111,767	5,219	32,430			11,966	34,595					43,275	174,681
1930	22,343	151,758		9,959			10,619	17,700					4,377	12,784
1931	31,725	217,853	13	1,891									22,343	161,717
1932	34,977	234,512											31,738	219,726
1933	5,459	181,585							80	835			32,038	235,347
1934	33,445	152,076							24	468			35,001	182,053
1935	35,172	143,698	12	1,872									5,459	71,766
			24	978	31	3,590							33,457	153,948
													35,227	148,266
Total	267,171	1,593,981	131,585	799,759	31	4,873	22,710	62,609	104	1,303	4,416	13,649	426,017	2,476,174

<sup>1</sup>The production shown for 1913 and 1914 was from La Mine D'Or Huronia, which has been known as the Argonaut since 1919. The values shown are exclusive of copper.

<sup>2</sup>Reddick mine, which was bought by Associated Goldfields in 1917.

<sup>3</sup>Associated Goldfields, which was acquired by Canadian Associated Goldfields in 1921.

<sup>4</sup>Patricia mine, afterwards called Barry-Hollinger.

**KIRKLAND LAKE GOLD AREA**  
**ANNUAL PRODUCTION STATISTICS BY MINES, 1911-1935**  
(Value includes gold and silver, and exchange premium and equalization have been added since 1920)

Year	Lake Shore		Teck-Hughes		Wright-Hargreaves		Sylvanite		Kirkland Lake Gold		Toburn (Tough-Oakes Burnside <sup>1</sup> )		Macassa		Bidgood		Moffatt-Hall		Miscellaneous <sup>2</sup>		Total							
	tons	\$	tons	\$	tons	\$	tons	\$	tons	\$	tons	\$	tons	\$	tons	\$	tons	\$	tons	\$	tons	\$						
1911																												
1912																												
1913					3	1,127					2,220	66,632							4,160	21,177	6,383	88,936						
1914											3,734	117,644									3,734	117,644						
1915											26,196	555,539									26,196	555,539						
1916											39,865	711,626									39,865	711,626						
1917			11,257	66,722							38,695	342,830									49,955	409,552						
1918	16,749	416,414	14,774	80,570							22,000	139,683									53,523	636,667						
1919	11,081	263,354	18,387	169,590					11,324	56,263											40,792	489,207						
1920	19,779	545,311	30,646	277,878					40,812	322,533											91,237	1,145,722						
1921	21,817	540,450	34,693	359,844	36,053	481,892			43,966	268,566											136,529	1,650,752						
1922	24,279	476,461	41,194	604,006	66,181	767,445			37,489	226,527	16,108	107,617									6,496	10,082	191,747	2,192,138				
1923	23,203	557,186	38,314	1,137,523	79,242	762,761			45,449	223,990	1,803	12,174											188,011	2,693,634				
1924	56,168	1,104,550	44,209	1,035,338	84,487	1,094,462			8,091	46,513	8,438	47,548											201,393	3,328,411				
1925	109,273	1,958,720	55,220	996,645	147,939	1,913,468					34,152	263,064											1,526	346,584	5,133,423			
1926	171,197	2,775,000	87,074	1,600,613	153,392	2,150,844			10,829	126,999	43,871	309,709												466,363	6,963,165			
1927	236,818	3,375,053	153,881	2,781,962	209,164	2,151,916	40,479	429,424	52,648	473,673	38,999	153,215												731,989	9,365,243			
1928	279,661	4,073,965	317,213	4,951,707	256,331	1,838,510	69,791	738,146	57,883	414,596	14,396	82,316												995,275	12,099,240			
1929	430,170	6,126,688	330,340	5,081,078	188,238	1,734,728	74,523	689,465	53,595	353,915														11,925	1,076,866	13,997,799		
1930	550,501	7,847,508	338,555	5,403,030	220,430	2,432,888	81,213	794,459	52,106	534,154														32,805	1,242,806	17,044,844		
1931	816,580	11,650,281	444,410	6,286,668	266,352	3,078,754	91,621	921,216	52,628	615,882														1	1,662	1,671,591	22,554,423	
1932	818,698	14,317,113	475,700	6,631,755	295,525	3,984,125	96,891	930,305	56,492	592,451	14,689	227,956														1,787,995	26,683,705	
1933	808,917	14,377,716	474,700	6,166,619	285,465	4,955,960	96,937	1,072,977	49,487	400,622	36,913	666,894	8,101	110,172										35	6,411	1,760,555	27,757,371	
1934	836,023	16,305,819	442,745	5,801,691	354,418	7,572,292	111,767	1,740,384	64,952	703,300	36,230	708,119	66,557	1,111,098	2,433	6,804	8,476	87,071							13,150	1,923,601	34,049,728	
1935	836,322	16,259,720	417,917	4,901,862	361,149	7,528,563	152,281	1,917,606	71,920	777,430	35,360	714,261	68,627	1,067,196	11,148	43,870	7,912	79,498							1	10	1,962,637	33,290,016
Total	6,067,236	102,971,309	3,771,229	54,335,101	3,004,369	42,449,735	815,503	9,233,982	709,671	6,137,414	413,669	5,226,827	143,285	2,288,466	13,581	50,674	16,388	166,569	11,368	103,398	14,966,301	222,963,435						

<sup>1</sup>Acquired by Toburn Gold Mines, Limited, in 1931.  
<sup>2</sup>See table of "Miscellaneous Production" to the right.

**MISCELLANEOUS PRODUCTION, KIRKLAND LAKE AREA**

Mine	Year	Quantity	
		tons	\$
Gold Pyramid	1911	175	650
Lucky Cross (Kirkland Gateway)	1913, 1933, 1935	2,536	14,880
Ontario-Kirklands	1922	6,496	10,082
Swastika	1911, 1913	12,60	11,172
Trout Creek	1931	1	1,662
Miscellaneous <sup>3</sup>	1925, 1929, 1933, 1934		64,952
Total		11,368	103,398

<sup>1</sup>Now owned by Golden Gate Mining Company, Limited.  
<sup>2</sup>Now owned by Kirkland Gold Rand, Limited.  
<sup>3</sup>This includes gold recovered from scrapped machinery, origin unknown, and high-grade.



MATACHEWAN GOLD AREA<sup>1</sup>

ANNUAL PRODUCTION STATISTICS BY MINES, 1922 AND 1932-1935

(Value includes gold and silver, and exchange premium and equalization have been added since 1920)

Year	Ashley		Young-Davidson		Matatchewan Consolidated		Atlas <sup>2</sup>		White Rock <sup>2</sup>		Total	
	tons	\$	tons	\$	tons	\$	tons	\$	tons	\$	tons	\$
1922.....	6,805	70,142									6,805	987
1932.....	37,975	495,364									38,004	70,142
1933.....	43,532	456,830	51,842	134,511	4,680	23,568	12	201	17	419	100,054	495,984
1934.....	47,366	440,531	229,793	713,380	48,362	356,818					325,521	614,909
1935.....												1,510,729
Total.....	135,678	1,462,867	281,635	847,891	53,042	380,386	12	201	17	1,406	470,384	2,692,751

<sup>1</sup>Includes West Shiningtree area (Atlas and White Rock mines).

<sup>2</sup>Acquired by Bilmac Gold Mines, Limited, in 1934.

SUDBURY DISTRICT<sup>1</sup>

ANNUAL PRODUCTION STATISTICS OF GOLD MINES, 1897-1935

(Value includes gold and silver, and exchange premium and equalization have been added since 1920)

Year	Crystal		Halcrow-Swayze		Lebel-Oro (Long Lake <sup>2</sup> )		Mac-Auer		McMillan		Shakespeare		T.B. 69 (R. Downey)		Total	
	tons	\$	tons	\$	tons	\$	tons	\$	tons	\$	tons	\$	tons	\$	tons	\$
1897.....	300	1,896													300	1,896
1898.....	160	1,602													160	1,602
1905.....											4,550	37,963			4,550	37,963
1906.....												8,641				8,641
1907.....											4,040	4,380			4,040	4,380
1908.....	270	1,500													270	1,500
1910.....			3,294	18,553											3,294	18,553
1911.....			1,750	9,828											1,750	9,828
1913.....			20,646	114,833											20,646	114,833
1914.....			45,458	217,103											45,458	217,103
1915.....			44,271	282,123											44,271	282,123
1916.....			26,846	187,103											26,846	187,103
1932.....			7	1,256									12	2,993	12	2,993
1934.....			211	1,372			45	293							12,320	68,600
1935.....															40,474	274,980
Total.....	730	4,998	211	1,372	142,272	830,799	45	293	52,531	340,659	8,590	50,984	12	2,993	204,391	1,232,098

<sup>1</sup>Exclusive of West Shiningtree area (Atlas and White Rock mines), which is included in Matatchewan gold area above.

<sup>2</sup>Acquired by Lebel Oro Mines, Limited, in 1920.

ALGOMA DISTRICT  
ANNUAL PRODUCTION STATISTICS OF GOLD MINES, 1902-1935

(Value includes gold and silver, and exchange premium and equalization have been added since 1920)

Year	Algoma Summit (McCarthy-Webb)		Darwin (Grace <sup>1</sup> )		Minto and Jubilee <sup>2</sup>		New Goodreau <sup>3</sup>		Parkhill		Miscellaneous		Total	
	tons	\$	tons	\$	tons	\$	tons	\$	tons	\$	tons	\$	tons	\$
Prior to 1925 . . . . .														
1925 . . . . .			10,357	72,096									14,469	\$86,617
1926 . . . . .				41										41
1929 . . . . .							415	1,847					415	1,847
1930 . . . . .									33	2,057				33
1931 . . . . .			750	588	1,074	2,559							1,824	3,147
1932 . . . . .					9,448	80,269			9,082	75,543			18,530	155,812
1933 . . . . .					18,765	185,171	117	474	16,822	166,009			35,704	351,654
1934 . . . . .					23,671	182,376			11,565	246,580			35,296	429,238
1935 . . . . .			421	4,926	22,189	169,301			19,431	310,647			42,041	484,874
			205	3,008	34,890	196,252			20,871	338,388			66,015	604,425
Total . . . . .	626	7,934	13,210	90,475	110,037	815,928	532	2,321	77,804	1,139,224	12,118	63,830	214,327	2,119,712

<sup>1</sup>Acquired by Darwin Gold Mines, Limited, in 1934. Operated by the Algoma Commercial Company in 1902 and 1903, who produced 6,097 tons of ore, from which \$48,708 was recovered; and by the Le Page Gold Mining Company from 1907 to 1910, who produced 4,260 tons, valued at \$23,235.

<sup>2</sup>Production shown from 1930 to 1933 was from the Minto; in 1934, 11,946 tons came from the Jubilee; and in 1935 the whole production was from the Jubilee. Both mines are now owned by Minto Gold Mines, Limited.

<sup>3</sup>Acquired by Algoid Mines, Limited, in 1934.

<sup>4</sup>The Havilah (Ophir), Galbraith township, \$8,549 from 2,489 tons in 1893 and \$4,435 from an estimated quantity of 800 tons in 1910 and 1911; the Norwalk (Manxman), \$1,412 from 820 tons in 1904 and 1910; the Golden Reed, \$125 from 3 tons in 1908.

<sup>5</sup>Soo Mining and Prospecting Syndicate.

<sup>6</sup>Van Sickle (S. B. Smith).







**THUNDER BAY DISTRICT**  
**ANNUAL PRODUCTION STATISTICS OF GOLD MINES, 1905-1935**  
(Value includes gold and silver, and exchange premium and equalization have been added since 1920)

Year	Ardeen (Moss) <sup>1</sup>		Dikdik <sup>2</sup>		Harkness- Hays		Little Long Lac		North Shores (McKellar- Longworth <sup>3</sup> )		Northern Empire		St. Anthony <sup>4</sup>		Tashota		Miscel- laneous		Total		
	tons	\$	tons	\$	tons	\$	tons	\$	tons	\$	tons	\$	tons	\$	tons	\$	tons	\$	tons	\$	
Prior to																					
1932					61	63				1,707											
1932	25,363	196,473			32	1,474			179	15,480				35,331	160,502	34	315	1,100	2,492	36,466	165,079
1933	34,789	270,077							11	288										25,574	213,427
1934	38,143	216,094	230	37,638			5,485	85,480			22,507	195,647		21,618	123,198				34,800	270,365	
1935	5,884	32,531	3,295	49,118	17	2,252	62,073	1,108,269	1,404	29,358	45,736	645,296	44,550	303,152	12,827	76,627	734	450		87,983	658,057
Total	104,179	715,175	3,525	86,756	50	3,789	67,558	1,193,749	1,594	46,833	68,243	840,943	101,499	586,852	12,861	76,942	1,134	2,942		360,643	3,553,981

<sup>1</sup>Originally known as the Huronian; this mine produced in the seventies, but no records are available; acquired by Ardeen Gold Mines, Limited, in 1933.  
<sup>2</sup>Acquired by J. Bruce McMartin in 1934, and by Sarmac Gold Mining Corporation in 1935.

<sup>3</sup>Acquired from Schreiber Gold Mines, Limited, by North Shores Gold Mines, Limited, in 1933.

<sup>4</sup>Records are incomplete; operations were reported 1905 to 1907, 1911 to 1913, 1917, 1918, 1921, 1929. This property was formerly called Northern Gold Reefs.

<sup>5</sup>W. S. Jackson claims; acquired by Harkness-Hays in 1925.

<sup>6</sup>Empress, 1,100 tons, \$2,378 (no statistics available, data taken from report of J. H. Chewett, April 22, 1897); Mary J. Coveney, \$114.

<sup>7</sup>Caouette claims (Afton).

PATRICIA PORTION OF KENORA DISTRICT  
ANNUAL PRODUCTION STATISTICS OF GOLD MINES, 1911-1935  
(Value includes gold and silver, and exchange premium and equalization have been added since 1920)

Year	Casey Summit <sup>1</sup>		Central Patricia		Howey		J-M Consolidated (Jackson Manion)		McKenzie Red Lake		Pickle Crow		Red Crest (Rowan Discovery)		Sol-D'Or <sup>2</sup>		Miscellaneous		Total				
	tons	\$	tons	\$	tons	\$	tons	\$	tons	\$	tons	\$	tons	\$	tons	\$	tons	\$	tons	\$			
Prior to 1929.....																							
1929.....																		30	\$307	30	\$307		
1930.....					110,438	460,857															14,631		
1931.....					211,552	914,291																	
1932.....					284,664	1,268,780																	
1933.....					344,135	1,161,436																	
1934.....	4,094	30,673	11,536	219,562	481,757	1,594,223	3,443	35,389							177	3,700							
1935.....			35,192	777,570	484,966	1,332,950	1,381	12,851	36,117	533,223	37,277	878,745	174	3,828	130	2,551							
Total.....	4,094	30,673	46,728	997,132	1,917,512	6,732,537	4,824	48,240	36,117	533,223	37,277	878,745	174	3,828	424	7,695	30	15,443	2,047	180	9,247	516	

<sup>1</sup>Bought by Argosy Gold Mines, Limited, in 1935.

<sup>2</sup>This property was operated in 1933 by the Highgrade Syndicate and in 1934 by J. Hendrick, when it was acquired by Sol-D'Or Gold Mines, Limited.

<sup>3</sup>1911, J. Tingley, 30 tons, \$57; 1923, R. McDonald, \$124; 1924, N. McDonald, \$126.

<sup>4</sup>Bathurst (Woman Lake), \$3,107 (high-grade); Boljo, \$11,510 (high-grade); P. Edwards, \$14.

<sup>5</sup>Geo. Singleton, \$137; G. A. Rowan, \$368.

<sup>6</sup>W. D. Cooper and P. A. Barry produced gold from the McIntyre Birch Lake property in 1934, statistics not available.

## KENORA DISTRICT

PRODUCTION STATISTICS OF GOLD MINES, 1885-1935<sup>1</sup>

(Value includes gold and silver, and exchange and equalization have been added since 1920)

Mine	Year	Quantity		Value
			tons	
Baden-Powell <sup>2</sup> .....	1902, 1905.....		104	\$1,273
Big Master.....	1902, 1903, 1905.....	5,027		39,261
Black Jack.....	1893.....	50		300
Britannia.....	1899.....	20		110
Cameron Island (Damascus) <sup>3</sup> .....	1898, 1906, 1934, 1935.....	572		76,790
Camp Bay.....	1904-1906.....	7,717		7,531
Cedar Island (Cornucopia) <sup>4</sup> .....	1896, 1932, 1935.....	3,168		29,019
Champion (Bad).....	1900.....	<sup>5</sup> 100		.....
Clark.....	1935.....	87		1,250
Combined.....	1904.....	37		220
Cornucopia. <i>See</i> Cedar Island.				
Crown Point.....	1900.....	150		900
Duport. <i>See</i> Cameron Island.				
Empire.....	1908.....	300		1,800
Glass Reef.....	1900.....			171
Gold Hill.....	1886, 1893.....	220		19,610
Gold Panner.....	1900.....	100		900
Grace.....	1902, 1907, 1908.....	415		865
Kenora Prospectors and Miners. <i>See</i> Cedar Island and Mikado.				
Laurentian <sup>6</sup> .....	1906-1909.....	19,950		141,140
Mikado <sup>7</sup> .....	1896-1902, 1910, 1911, 1931.....	57,813		421,070
Minerva.....	1885.....	28		1,372
Olympia.....	1906, 1911, 1912.....	1,148		3,564
Ophir.....	1893, 1894, 1900, 1910.....	6,089		22,677
Quarry Island.....	1899.....	176		1,063
Regina <sup>8</sup> .....	1895-1899, 1902, 1904, 1905.....	24,597		133,799
Royal Sovereign.....	1902.....			122
Rush Bay (Golden Horn).....	1906, 1907.....	350		560
Sakoose (Golden Whale).....	1899-1901.....	8,028		58,758
Sultana.....	1894-1902, 1904-1906.....	77,436		428,638
Sunbeam.....	1904.....	650		4,875
Treasure.....	1898.....	34		529
Twentieth Century.....	1902, 1903.....	8,688		43,586
Vermilion Lake (Botham).....	1930, 1935.....	43		575
Wabigoon-Contact Bay <sup>9</sup> .....	1905, <sup>10</sup> 1916, <sup>11</sup> 1917, <sup>11</sup> 1918, <sup>12</sup> 1920, <sup>13</sup> 1923, <sup>13</sup> 1929.....	1,839		7,936
Wendigo.....	1900.....	141,200		.....
Total.....		226,136		\$1,450,264

<sup>1</sup>In addition to the figures given and duplicating them in part, the following reduction plants carried on operations in Kenora, then called Rat Portage, and reported as follows: (1) Dominion Reduction Company (1895, 1897, 1900), 666 tons, \$5,298; (2) Ottawa Gold Milling and Mining Company (1898-1900), 5,153 tons, \$26,181; (3) Rat Portage Reduction Works (1900) milled 200 tons of Wendigo ore; no data of recovery made are available; (4) Keewatin Reduction Works (1900) milled 100 tons ore from Champion and 1,000 tons from Wendigo; no data of recovery made are available.

<sup>2</sup>Northern Lights Mines Company.

<sup>3</sup>Acquired by Duport Mining Company, Limited, in 1929.

<sup>4</sup>Acquired by Kenora Prospectors and Miners, Limited, in 1928. The mine was called Cornucopia prior to 1932.

<sup>5</sup>Reported milled in custom mill, no data.

<sup>6</sup>Operated by Imperial Gold Mines, Limited.

<sup>7</sup>Acquired by Kenora Prospectors and Miners, Limited, in 1928.

<sup>8</sup>Or Black Eagle; now owned by Horseshoe Mines, Limited.

<sup>9</sup>Contact Bay Mines, Limited, was incorporated in 1918 and acquired the Rognon, Redeemer, and Bonanza claims; the name was changed to Wabigoon-Contact Bay Mines, Limited, in 1923; and in 1935 the property was acquired by Northern Mines, Incorporated.

<sup>10</sup>Redeemer.

<sup>11</sup>Rognon.

<sup>12</sup>Redeemer (with exception of 8 tons, valued at \$46, from Rognon).

<sup>13</sup>Bonanza.

<sup>14</sup>Milled in custom mill.

## RAINY RIVER DISTRICT

## PRODUCTION STATISTICS OF GOLD MINES, 1895-1935

(Value includes gold and silver, and exchange and equalization have been added since 1920)

Mine	Year	Quantity	Value
		tons	
Barker.....	1898.....	70	\$490
Central Canada <sup>1</sup> .....	1934.....	350	742
Elizabeth.....	1912.....	50	400
Foley.....	1897, 1898, 1933-1935.....	5,553	51,403
	1934 (in concentrates).....	15	1,255
Gold Winner.....	1900.....	15	70
Golden Crescent (A.D. 2).....	1897.....	192	1,543
Golden Star.....	1898-1901, 1934.....	15,262	168,768
Hammond Reef.....	1897.....	977	3,857
Harold Lake.....	1895, 1896.....	1,131	11,236
Independence (Bennett tp.).....	1898.....	125	1,906
Lucky Coon.....	1899, 1935.....	10	144
Manitou.....	1896.....	12	413
Olive.....	1897-1900.....	6,925	47,166
Saundry <sup>2</sup> .....	1934.....	13	435
Sawbill.....	1897-1899.....	2,416	8,982
W. E. Stone.....	1919, 1920.....	2	319
Total.....		33,118	\$299,129

<sup>1</sup>Formerly the Walsh.<sup>2</sup>Formerly the Headlight or Swede Boy.

## Labour Statistics

The following figures summarize labour statistics for the gold-mining industry, as reported to the Ontario Department of Mines:—

## AVERAGE YEARLY WAGE, GOLD-MINING INDUSTRY, 1934 AND 1935

Area	1934			1935		
	No. of wage-earners	Wages paid	Average wage per annum	No. of wage-earners	Wages paid	Average wage per annum
Porcupine.....	5,295	\$8,541,490	\$1,613	5,781	\$9,433,723	\$1,632
Kirkland Lake.....	3,525	5,706,528	1,619	3,589	5,687,611	1,306
Matachewan and West Shiningtree.....				297	507,430	1,709
Sudbury district <sup>1</sup> .....				82	115,929	1,414
Algoma district.....				233	325,108	1,395
Thunder Bay district.....	1,373	1,672,151	1,217	528	722,379	1,368
Patricia portion.....				533	933,542	1,751
Kenora and Rainy River districts.....				89	113,596	1,276
Operating but non-producing.....	1,195	1,059,506	886	997	1,072,443	1,076
Total.....	11,388	\$16,979,675	\$1,491	12,129	\$18,911,761	\$1,559

<sup>1</sup>Exclusive of West Shiningtree.

## Gold-Milling Plants

The milling capacity in tons per day of plants operating, under construction, and idle at the end of 1935, and that of projected plants and proposed expansion of existing plants for 1936, are summarized as follows:—

## DAILY TONNAGE OF GOLD-MILLING PLANTS AT ONTARIO MINES, 1935

Area and mine	Operating	Under construction	Idle	Proposed
<b>PORCUPINE BELT:</b>				
Buffalo Ankerite	500			
Canusa			25	
Concordia (Jones-Porter)	10			
Coniaurum	500			
Dome	1,500			
Gillies Lake-Porcupine	50			
Hollinger	5,000			
McIntyre-Porcupine	2,500			
McLaren-Porcupine	15			
Marbuan	175			
Munro Croesus	25			
Naybob (Hayden)	50			
Northern Turnbull			15	
Pamour		500		
Paymaster Consolidated	300			
Porcupine Peninsular			200	
Ross (Hollinger), Hislop township		100		
Vimy		25		
Vipoud (Anglo-Huronian)	300			
<b>KIRKLAND LAKE BELT:</b>				
Barry-Hollinger	100			
Bidgood	65			
Golden Summit		25		
Kirkland Lake Gold	225			
Lake Shore	2,350			
Lucky Cross (Golden Gate)			20	
Macassa	200			
Miller Independence	25			
Morris Kirkland				100
Omega (formerly Canadian Reserve)		500		
Swastika (Teck-Otto Gold Mines, Ltd.)			50	
Sylvanite	350			
Teck-Hughes	1,300			
Toburn	105			
Wright-Hargreaves	1,100			
<b>MATACHEWAN AND WEST SHININGTREE AREAS:</b>				
Ashley	150			
Churchill			10	
Matachewan Consolidated	150			
Young-Davidson	700			
<b>SUDBURY DISTRICT:</b>				
Bousquet		50		
Gomak		35		
Halcrow-Swayze			25	
Lebel Oro (Long Lake)	200			
McMillan	150			
<b>ALGOMA DISTRICT (Michipicoten and Goudreau)</b>				
Algold (New Goudreau)	50			
Algoma Summit	20			
Darwin	60			
Minto	100			
Parkhill	100			
Shenango		50		
Stanley		50		
Van Sickle (S. B. Smith)	50			
<b>THUNDER BAY DISTRICT:</b>				
Ardeen (Moss)	200			
Centennial (L. B. United Mines)	50			

DAILY TONNAGE OF GOLD-MILLING PLANTS AT ONTARIO MINES, 1935—*Continued*

Area and mine	Operating	Under construction	Idle	Proposed
<b>THUNDER BAY DISTRICT—Continued</b>				
Dikdik (J. Bruce McMartin)	20			
Harkness-Hayes	25			
Little Long Lac	200			
North Shores	25			
Northern Empire	200			
St. Anthony	125			
Schreiber Pyramid		50		
Sturgeon River				50
Tashota	75			
<b>KENORA AND RAINY RIVER DISTRICTS:</b>				
Cedar Island (Kenora Prospectors)	50			
Duport				50
Golden Star			5	
Horseshoe				100
Saundary			5	
Wendigo		50		
<b>PATRICIA PORTION:</b>				
Argosy (Casey Summit)			50	
Central Patricia	125			
Howey	1,500			
Hudson-Patricia				50
J-M Consolidated	30			
McKenzie Red Lake	150			
Pickle Crow	200			
Red Crest	5			
Red Lake Gold Shore				125
Sol-D'Or	10	50		
<b>EASTERN ONTARIO:</b>				
Craig				100
Gilmour	100			
Total	21,575	1,485	405	575

**Mint Receipts from Ontario Mines**

The table below shows the record over a five-year period of receipts of crude gold bullion from Ontario mines at the Royal Canadian Mint.

**RECEIPTS OF CRUDE GOLD BULLION FROM ONTARIO MINES AT THE ROYAL CANADIAN MINT, OTTAWA, 1931-1935**

Year	Quantity	Precious metals		Total value (standard)	Buying rate in Canada for New York funds <sup>1</sup>
		Gold	Silver		
	crude ounces	fine ounces	fine ounces		cents
1931	1,762,481	1,441,602	171,408	\$29,850,774	104.272
1932	2,865,271	2,248,106	300,927	46,554,898	113.580
1933	2,441,467	1,879,659	270,377	38,945,178	109.472
1934	2,668,456	2,031,719	292,445	42,134,234	.990
1935	2,798,831	2,195,386	310,104	45,578,512	100.54

<sup>1</sup>The average rate of premium on New York funds is based on the day to day record of current quotations. The Federal Department of Finance pays for gold in Canadian funds and reimburses producers by an amount equivalent to the exchange premium on New York funds. Export of gold is prohibited except under license. After April 19, 1933, when the United States forsook the gold standard, Canadian output was marketed in London.



The average monthly value of gold in Canadian funds in 1935 ranged from \$34.948 in January to \$35.493 in October, and dropped to \$35.324 per ounce in December. The average for the twelve months was \$35.19.

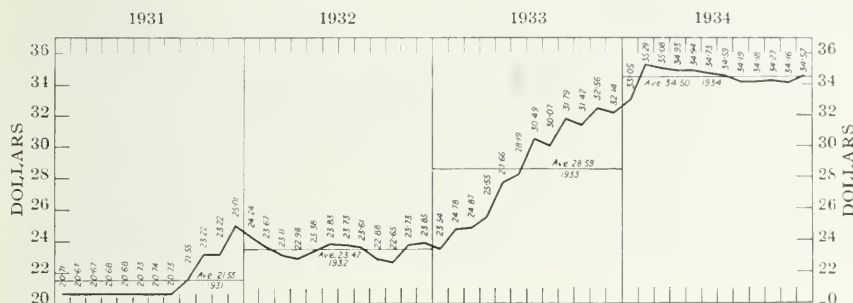


Chart of average monthly and yearly prices of gold in Canadian funds from 1931 to 1934, inclusive. No change in 1935.

### Exchange Equalization

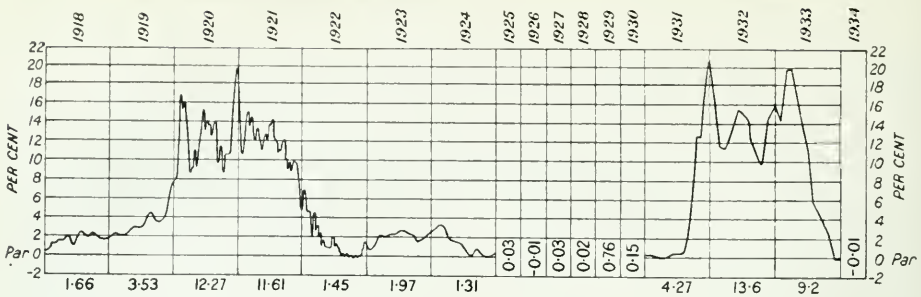
The figure for exchange equalization published for 1933, namely \$16,486,437, refers to the actual quantity of gold marketed during that period. Owing to the fact that in former years some mines reported only the exchange received during the calendar year and not exchange actually due on the year's gold shipments, some small corrections have been made on the following table for the years 1931 and 1932, as follows: \$81,728.42 received in 1933 should be credited to 1932, and \$113,088.91 should be deducted from 1932 and credited to 1931. In 1930, the exchange did not overlap with 1931.

### EXCHANGE EQUALIZATION RECEIVED ON GOLD MARKETED BY ONTARIO PRODUCERS, 1920-1935

Year	Porcupine	Kirkland Lake	Matachewan	N. W Ontario	Other areas	Total
1920	\$1,265,644	\$110,354		\$257		\$1,376,275
1921	1,238,211	121,425				1,359,636
1922	189,022	19,591			\$8	208,621
1923	241,602	38,565		29		280,196
1924	172,722	24,028				196,750
1925 <sup>1</sup>	-2,607	-231				-2,838
1926 <sup>1</sup>		-595				-595
1927 <sup>1</sup>						
1928		2,811				2,811
1929	87,173	70,283				157,456
1930	20,912	15,791				36,703
1931	830,799	1,006,607		61,857	26,958	1,926,221
1932	2,815,381	3,106,487		211,959	330	6,134,157
1933	8,249,321	7,305,041	\$143,866	<sup>2</sup> 495,335	292,874	16,486,437
1934	13,275,684	13,694,400	246,491	1,235,995	834,869	29,287,439
1935	14,043,630	13,718,813	620,177	2,784,979	2,429,189	33,596,788
Total	\$42,427,514	\$39,233,370	\$1,010,534	\$4,790,411	\$3,584,228	\$91,046,057

<sup>1</sup>Discounts paid during years when Canadian funds were at a premium. Figures for the three years have been deducted to arrive at the net totals.

<sup>2</sup>Includes \$26 from West Shiningtree.



Graph showing fluctuations of the buying rate in Canada for New York funds from 1918 to 1934, inclusive. The average yearly premium or discount rate is noted in percentage figures at the base of the chart. The exchange was practically at par throughout the whole of 1935.

### World Output

The figures for the output by the leading gold-producing countries from 1931 to 1935, inclusive, in the following table are those published by the American Bureau of Metal Statistics.

#### OUTPUT BY THE LEADING GOLD-PRODUCING COUNTRIES, 1931-1935<sup>1</sup>

(One dollar = 0.048375 ounces)

	1931	1932	1933	1934	*1935
<b>NORTH AMERICA:</b>	fine ounces	fine ounces	fine ounces	fine ounces	fine ounces
United States <sup>3</sup> .....	2,395,878	2,449,032	2,536,913	2,916,373	3,618,843
Canada.....	2,693,892	3,044,387	2,949,309	2,972,074	3,283,121
Mexico.....	628,468	584,487	637,727	661,390	682,319
Newfoundland.....	12,221	17,661	15,689	12,000	15,000
<b>Total North America.....</b>	<b>5,730,459</b>	<b>6,095,567</b>	<b>6,139,638</b>	<b>6,561,837</b>	<b>7,599,283</b>
<b>CENTRAL AMERICA AND WEST INDIES</b>	<b>67,730</b>	<b>82,238</b>	<b>87,075</b>	<b>130,000</b>	<b>*150,000</b>
<b>SOUTH AMERICA:</b>					
Chile.....	21,381	37,778	147,392	237,656	264,398
Brazil.....	119,500	119,868	122,534	113,621	125,000
Colombia.....	194,274	248,249	298,242	344,140	328,991
Ecuador.....	59,616	65,629	60,667	66,427	70,000
Peru.....	80,182	86,101	96,781	98,861	*110,000
Guiana—British.....	10,183	13,926	23,352	27,510	*30,000
—Dutch.....	3,800	7,200	10,000	9,600	*10,000
—French.....	47,500	45,010	42,456	47,454	*50,000
Venezuela.....	42,310	77,087	95,720	109,053	115,000
Other South America.....	18,328	13,245	33,871	65,501	*65,000
<b>Total South America.....</b>	<b>597,074</b>	<b>714,093</b>	<b>931,015</b>	<b>1,119,823</b>	<b>1,168,389</b>
<b>EUROPE:</b>					
Czechoslovakia.....	1,055	2,283	3,803	7,587	*8,000
France.....	60,800	92,013	94,521	100,597	*100,000
Jugoslavia.....	(4)	(4)	70,344	71,342	76,485
Rumania.....	88,123	102,591	142,585	111,496	145,000
Russia and Siberia.....	1,700,000	1,990,000	2,667,100	4,262,770	5,500,000
Sweden.....	61,632	132,458	288,643	246,687	230,000
Other Europe.....	31,000	55,530	19,186	31,558	30,000
<b>Total Europe.....</b>	<b>1,942,610</b>	<b>2,374,875</b>	<b>3,286,182</b>	<b>4,832,037</b>	<b>6,089,485</b>

OUTPUT BY THE LEADING GOLD-PRODUCING COUNTRIES, 1931-1935—Continued  
(One dollar = 0.048375 ounces)

	1931	1932	1933	1934	1935
<b>OCEANIA:</b>					
New South Wales.....	19,673	27,941	29,252	36,123	50,000
Queensland.....	13,147	23,263	91,997	115,471	102,990
Victoria.....	43,637	47,745	58,183	70,275	87,600
Western Australia.....	510,570	605,561	637,207	651,338	649,049
Tasmania.....	4,759	5,937	6,673	5,622	8,343
New Guinea.....	( <sup>5</sup> )	( <sup>5</sup> )	150,000	200,000	280,000
New Zealand.....	129,861	166,354	161,755	160,248	158,000
Other Oceania.....	62,455	121,071	18,800	22,500	30,000
Total Oceania.....	784,102	997,872	1,153,867	1,261,577	1,365,982
<b>ASIA:</b>					
British India.....	330,489	329,682	336,108	322,143	325,000
China.....	96,750	96,750	150,000	150,000	*150,000
Chosen (Korea).....	274,754	276,002	328,040	350,000	400,000
Netherlands India.....	100,083	78,186	78,829	71,765	70,000
Formosa.....	18,133	25,045	72,242	121,518	*100,000
Japan.....	429,620	401,779	441,387	471,394	572,000
Other Asia.....	34,047	36,526	50,000	86,700	77,000
Total Asia.....	1,283,876	1,243,970	1,456,606	1,573,520	1,694,000
<b>AFRICA:</b>					
Belgian Congo.....	211,758	242,691	283,144	337,382	370,000
French West Africa.....	( <sup>6</sup> )	( <sup>6</sup> )	68,737	97,706	115,000
Madagascar.....	8,585	11,338	13,374	15,979	*20,000
Rhodesia.....	541,447	580,503	645,087	693,265	727,927
British West Africa <sup>7</sup> .....	267,300	292,510	338,110	384,268	425,000
Tanganyika.....	( <sup>6</sup> )	( <sup>6</sup> )	32,516	42,606	51,300
Transvaal, Cape Colony, and Natal	10,877,777	11,558,532	11,013,713	10,479,857	10,773,991
Other Africa.....	58,000	111,494	53,700	100,000	110,000
Total Africa.....	11,964,867	12,797,068	12,448,381	12,151,063	12,593,218
TOTAL FOR WORLD.....	22,370,713	24,305,683	25,502,764	27,629,857	30,660,357

<sup>1</sup>From the Year Book of the American Bureau of Metal Statistics, 1935.

<sup>2</sup>The 1935 compilation contains some preliminary data and conjectural figures (\*) have been inserted where necessary.

<sup>3</sup>Production of the Philippine Islands is included with the United States.

<sup>4</sup>Included in "Other Europe."

<sup>5</sup>Included in "Other Oceania."

<sup>6</sup>Included in "Other Africa."

<sup>7</sup>Including Gold Coast.

Maximum Canadian production..... 3,283,121 ounces in 1935

Maximum Russian production..... 5,500,000 ounces in 1935

Maximum U.S. production..... 4,887,604 ounces in 1915

Maximum Transvaal, Cape Colony, and

Natal production..... 11,558,532 ounces in 1932

Maximum World production..... 30,660,357 ounces in 1935

### Nickel-Copper and Platinum Metals

The nickel-copper industry during 1935 eclipsed all records. As may be observed in the accompanying table, the tonnage of ore and concentrate treated has topped that of 1934 by more than 24 per cent. in quantity. Refined nickel and blister copper produced have shown corresponding increases in quantity. On the other hand, matte exported was slightly lower than in 1934 but considerably above the figures for 1933. Increases may also be observed in the quantity of gold and silver recovered, which are now important acquisitions to the pro-

duction of those metals. The production of metals of the platinum group has increased to such an extent that the Sudbury nickel-copper mines have become one of the world's most important sources of these precious metals. Since the year 1930, the entire Ontario production has been derived from the Sudbury area; it rose from 68,040 ounces in that year to a total of 200,109 in 1934. The 1935 output was slightly lower.

## PRECIOUS METALS RECOVERED, 1931-1935

	1931	1932	1933	1934	1935
	ounces	ounces	ounces	ounces	ounces
Platinum metals:					
Platinum .....	44,725	27,284	24,746	116,177	105,335.28
Palladium .....	39,313	37,613	31,009	83,932	81,902.61
Rhodium, ruthenium, osmium, and iridium .....	7,605				2,869.00
Total .....	91,643	64,897	55,755	200,109	190,106.89
Value .....	\$2,812,834	\$1,998,911	\$1,501,233	\$6,187,992	\$5,407,392
Gold .....	23,381	22,675	36,983	60,370	69,023.96
Silver .....	822,971	663,795	1,026,370	1,882,293	2,243,746.00

The producing mines at Sudbury were operated at the following rates: the Frood, 10,500 tons of ore hoisted per day; the Creighton, 1,000 tons; and the Falconbridge, 1,000 tons per day.

A new shaft, No. 5, is now being sunk at the Creighton and has reached a depth of 2,100 feet. The final objective is 4,250 feet. At the Falconbridge a new shaft, which is to be 1,450 feet in depth, has been sunk to 1,350 feet.

## NICKEL-COPPER MINING AND SMELTING, 1931-1935

Item	1931	1932	1933	1934	1935
	tons	tons	tons	tons	tons
1. Ore and concentrate shipped .....	1,690,192	790,614	1,533,887	2,903,310	3,608,437
2. Ore and concentrate treated .....	1,884,959	793,552	1,523,814	2,896,959	3,616,223
3. Blister copper produced in Ontario ..	49,786	29,682	60,398	95,826	119,720
4. Nickel produced in Ontario .....	15,939	7,063	20,748	35,487	40,191
5. Matte exported <sup>1</sup> .....	30,294	21,778	43,315	46,755	46,371
6. Nickel content of matte exported <sup>2</sup> ..	16,847	8,068	25,811	28,771	28,949
7. Copper content of matte exported <sup>2</sup> ..	6,620	8,825	12,323	6,692	6,272

<sup>1</sup>All matte was exported prior to 1918, when refining in Canada began at Port Colborne, Ont. The British America Nickel Corporation commenced refining operations at Deschênes, Que., in 1920, and closed down finally in July, 1924. In 1934 and 1935, a few thousand tons were brought back to Canada for treatment. These have been deducted.

<sup>2</sup>In 1932, after the reorganization of the metallurgical practice, the Orford process, i.e. the separation of the matte into copper tops and nickel bottoms, was carried out at Copper Cliff.

## Dividends

Total dividends paid to the end of 1933 and payments in 1935 are given in the following table. For convenience of comparison Mond figures have been converted to dollars on the basis £1 = \$4.8665. The Falconbridge Nickel Mines paid its first dividend in 1933.

## STATISTICAL SYNOPSIS OF THE NICKEL-COPPER INDUSTRY IN ONTARIO, 1933, 1934, AND 1935

Year	No. of producing companies	No. of plants in Ontario	Capital invested <sup>1</sup>	Dividends paid	Salaried employees		Wage-earners		Selling value of products <sup>2</sup>	
					No.	Salaries	No.	Wages	Kind	Value
1933.....	2.....	{ 4 mines..... 3 smelters..... 2 refineries <sup>3</sup> .....}	{ \$91,785,900	{ \$2,746,330	46 71 98	{ \$157,795 287,817 251,895	1,459 1,413 751	{ \$2,238,271 2,040,548 971,614	{ Matte (exported)..... Metallic nickel..... Nickel oxide..... Converter copper..... Gold (standard)..... Silver..... Platinum metals..... Selenium.....	{ \$21,197,469 9,005,195 764,508 388,303 1,501,233 53,745
Total.....			\$91,785,900	\$2,746,330	215	\$697,507	3,623	\$5,250,433		\$32,910,453
1934.....	2.....	{ 4 mines <sup>4</sup> ..... 3 smelters..... 2 refineries <sup>3</sup> .....}	{ \$102,801,859	{ \$10,126,014	45 107 121	{ \$149,890 444,873 329,101	2,505 2,210 1,078	{ \$4,037,707 3,185,306 1,380,448	{ Matte (exported)..... Metallic nickel..... Nickel oxide..... Converter copper..... Gold (standard)..... Silver..... Platinum metals..... Selenium and tellurium.....	{ \$32,092,032 14,218,611 1,247,957 834,526 864,646 6,187,992 116,885
Total.....			\$102,801,859	\$10,126,014	273	\$923,864	5,793	\$8,603,461		\$55,562,649
1935.....	2.....	{ 4 mines <sup>4</sup> ..... 3 smelters..... 2 refineries.....}	{ \$107,648,331	{ \$13,865,196	43 119 141	{ \$143,776 439,726 352,876	3,449 2,548 1,197	{ \$5,789,096 3,633,678 1,982,350	{ Matte (exported)..... Metallic nickel..... Nickel oxide..... Converter copper..... Gold (standard)..... Silver..... Platinum metals..... Selenium and tellurium.....	{ \$35,906,541 18,665,345 1,426,852 1,002,101 1,453,721 5,407,392 173,247
Total.....			\$107,648,331	\$13,865,196	303	\$936,378	7,194	\$11,005,124		\$94,035,199

<sup>1</sup>The capital invested is exclusive of value of mineral lands. In the report for 1929, Volume XXXIX, Part I, the capital shown includes the book value for mineral lands, or a total of \$74,077,808 for the lands.

<sup>2</sup>Figures do not include the output of the Ontario Refining Company.

<sup>3</sup>Plants Port Colborne and Copper Cliff.

<sup>4</sup>Includes Cumptau.

## DIVIDENDS PAID BY NICKEL COMPANIES TO END OF 1935

Company	Period (inclusive)	To end of 1934	1935
Canadian Copper Company.....	1894-1901	\$1,975,000.00	.....
International Nickel Company <sup>1</sup>	preferred.....	1906-1928	12,299,273.00
	common.....	1909-1928	65,811,694.00
International Nickel Company of Canada, Limited <sup>2</sup>	preferred.....	1929-1932	11,382,710.28
	common.....	1929-1932	40,374,198.06
Falconbridge Nickel Mines, Limited.....	1928-1933	1,715,640.76	997,669.77
Total.....		\$133,558,516.10	\$13,865,195.27
Mond Nickel Company <sup>3</sup>	(deferred.....)	1906-1914	£264,043
	(preferred.....)	1904-1929	2,556,359
	(ordinary.....)	1905-1929	2,581,984
Total.....		£5,402,386 or \$28,291,126	
GRAND TOTAL.....		\$159,849,642.10	\$13,865,195.27

<sup>1</sup>Successors to the Canadian Copper Company. The International Nickel Company paid dividends on the common stock from 1909 to 1919, inclusive, and again from 1925 to 1928, inclusive. Common stock outstanding was \$41,834,600, and preferred stock \$8,912,600, or a total of \$50,747,200 at the beginning of 1928. On December 19, 1928, the authorized capital stock of \$62,000,000 of the New Jersey company was reduced by changing the par value of the shares from \$25 to \$1 each, and at the same time the name of the company was changed to Nickel Holdings Corporation. On December 31, 1928, the authorized capital was further reduced to \$993,425 fully issued or subscribed-for stock, consisting of \$843,700 preferred stock and \$149,725 common stock, par value in each case.

<sup>2</sup>Dividends paid by the International Nickel Company of Canada, Limited, on the common stock in 1929 were 90 cents per share, and \$1.00 per share in 1930. Common stock was increased to 15,000,000 shares of no par value on July 25, 1930; as a result shares issued were increased from 13,758,208 to 14,584,025. Seven per cent. preferred stock (cumulative) now stands at \$27,627,825. Dividends on common stock aggregated 45 cents a share in 1931.

<sup>3</sup>Upon completion of the exchange of stock under the amalgamation of the Mond and International companies, effective December 31, 1928, stock issued or issuable was as follows: \$27,627,825 of 7 per cent. cumulative preferred, and 13,758,208 common shares without par value. Dividends paid on February 16, 1929, by the Mond company cover the 8 months' period ending December 31, 1928.

### Demand for Palladium

Platinum and metals of the platinum group have heretofore been recovered mainly from placer workings, as in Russia, but of late years the recoveries in the refining of nickel-copper mattes from Sudbury have placed Ontario in the forefront of world producers. The Russian output has been estimated at 100,000 ounces, reliable statistics not being available. The state of Colombia was formerly a prominent producer of these metals, but production has fallen off. In 1935, according to *Mineral Trade Notes* of the United States Bureau of Mines<sup>1</sup> most of the crude platinum of Colombia was saved on dredges working in the Interdencia of Chaco near Andagoya. Production in 1935 totalled 38,628 ounces, which, with the exception of 24 ounces, was exported. The output was about 16,000 ounces less than in the previous year.

A note from a German publication *Metallwirtschaft* regarding palladium runs as follows:—

In the last three years leaf palladium has been on the market. It is made and used in the same way as leaf silver and gold. Palladium leaf has a platinum-white colour and has no tendency to tarnish or spot. The leaf is made of 99.8 per cent. pure metal. Palladium is easily worked, and alloys with other metals quite freely. It has a melting point of 1554° C., and its specific gravity is 12.16; this is 20 per cent. lighter than 18-carat gold. The tensile strength of the pure metal is very good, and its alloys have high tensile strength values. The chief sources of palladium to-day are the nickel-copper ores of Sudbury, Ont. It occurs in smaller quantities

in South Africa, Russia, and South America. In recent years, leaf palladium has found many uses, and among others, for the gilding of the surface of wooden sculpture. It is also used extensively in the bookbinding industry for book titles and for ornamentation of the book covers. It can be printed not only on leather but on wood.

Palladium is used extensively as a dental metal, and in electro-technique. In dentistry, it often replaces gold, either alone or alloyed. It greatly improves dental alloys to which it is added, especially the alloys with platinum, gold, and silver. For the most part, the alloys are white, and in the jewellery trade it replaces "white gold" because it is much more easily worked. For such purposes it is often alloyed with rhodium, or ruthenium, which produces a very strong alloy. In the electric industry, palladium is used for contacts, especially for telephone relays, because of its cleanliness and good conductivity. The use of palladium in future is likely to increase considerably because of its special properties, including its value as a catalyst.

The two operating nickel companies have both announced important additions to their plants at Sudbury for 1936. The International Nickel Company will add 40 per cent. to its smelting capacity. This enlargement has been necessitated mainly by the increased peace-time uses to which nickel is now being put and will permit the keeping of supplies of the refined metal on hand. It is understood that two reverberatory furnaces and eight converters are to be installed in a new addition to the smelter, which will be served by a new high stack. Employment in the nickel-copper industry during the year was at its highest level. This activity has an important bearing on other industries, such as lumbering and transportation.

Copper-refining was also active in 1935. The plant of the Ontario Refining Company at Copper Cliff, which has an annual capacity of 120,000 tons and is the largest copper refinery in Canada, treated 118,681 tons of blister copper and produced 109,765 tons of refined copper, 58,364 ounces of gold, 2,077,572 ounces of silver, 75,363 pounds of selenium, and 14,275 pounds of tellurium. Copper was produced in the form of wire bars, ingot bars, small ingots, cakes, billets, and cathodes.

A new development of great importance to Canada is the organization of companies to produce stainless steel and a large list of monel metal products.

The International Nickel Company of Canada, Limited, which has formed the Whitehead Metal Products Company of Canada, Limited, with a plant at Port Colborne, will manufacture monel metal products, range boilers, water-heating tanks, and gas heaters. The plant commenced operations in March, 1936.

The Fahlralloy Canada, Limited, backed by Ventures, Limited, and Falconbridge, has taken over a plant at Orillia, which is now undergoing extensive alteration, with equipment being installed to manufacture nickel-steels now so widely in demand.

### Silver-Cobalt

The silver-mining industry has brightened considerably in Ontario recently, owing to the improved price of the metal and more stable industrial conditions, with a consequent better market for the metal cobalt, which is associated with the silver. Refining of nickel-copper mattes has supplied important quantities of silver, and with that recovered from an expanding gold industry the production of this metal has improved.

The production was 6,320,670 ounces, valued at \$4,068,906, during 1935, as against 5,523,938 ounces, worth \$2,600,393, in 1934. The increase in quantity was due entirely to heavier shipments of silver concentrates and a much larger recovery in the refining operations of the nickel-copper industry.

During the year twenty-eight properties shipped silver-cobalt and cobalt ore. Eighteen of these are located at Cobalt, namely Cobalt Properties, Temiskaming, Cross Lake (O'Brien), Foster, Crown Reserve, Drummond, Beaver, Right-of-Way, Colonial, Nipissing, Cobalt Comet, Buffalo, Cobnor, Hudson Bay;

Yorkshire Cobalt, Dominion Reduction Company, Silver Queen, and Silver Cliff, and seven in South Lorrain, as follows, Wettlaufer, Bellellen, Canadian Lorrain, Frontier, Keeley, and Nipissing Lorrain; and three at Gowganda, Miller Lake O'Brien, Silverado, and Morrison. In most cases these operations were carried on by lessees and the shipments ranged from one ton, a carload lot, or several carloads to more than 4,000 tons from the Nipissing. The active demand for cobalt and for nickel-bearing ores has been the cause of this revival in operations.

The price of silver on the New York market for 1935 averaged 64.273 cents per fine ounce, as compared with 46.973 in 1934. World silver markets were demoralized early in December with offers flooding the market and no buyers, as the United States Treasury refused to bid for metal in the face of Far Eastern selling orders. The low of 49.75 cents was reached in December, at which point it finished the year.

The following table shows the total silver production for the years 1934 and 1935:—

SILVER PRODUCTION, 1934 AND 1935

Source	1934		1935	
	Fine ounces	Value	Fine ounces	Value
Sales of bullion by the reduction companies, smelters, and mines.....	2,681,104	\$1,244,081	3,181,282	\$2,051,089
Contained in silver-cobalt concentrates and residues exported.....	288,552	141,544	144,229	94,177
Estimated as recovered from concentrates treated outside of Ontario....	299,084	146,094	299,632	181,181
In crude gold bullion.....	432,905	204,028	451,781	288,738
Recovered by nickel-copper refineries..	1,822,293	864,646	2,243,746	1,453,721
Total.....	5,523,938	\$2,600,393	6,320,670	\$4,068,906

The following shipments of silver-cobalt ore in 1935 are taken from data compiled and supplied by A. A. Cole, mining engineer for the T. & N. O. railway: silver ore from Cobalt 1,902.49 tons, from South Lorrain 23.37 tons, and from Gowganda 229.02 tons, a total of 2,154.88 tons; cobalt ore from Cobalt 2,845.48 tons, and from South Lorrain 36.15 tons, a total of 2,881.63 tons. The total shipments by railway, therefore, were 5,036.51 tons, of which silver ores totalling 885.19 tons were shipped to Deloro, Ont., 895.19 tons to Noranda, Que., and 374.50 tons to Tadanaac, B.C. The cobalt ores were largely exported, only 183.18 tons going to Deloro, while 2,386.36 tons were exported to Europe and 312.09 tons to the United States.

Shipments of silver mines by camps during 1934 and 1935 were as follows:—

SILVER SHIPMENTS BY CAMPS, 1934 AND 1935

Camp	1934			1935		
	Silver	Cobalt <sup>1</sup>		Silver	Cobalt <sup>1</sup>	
	fine ounces	lbs.		fine ounces	lbs.	
Cobalt.....	1,990,073	201,025	\$59,867	2,737,592	437,728	\$130,239
Gowganda.....	1,039,565	32,273		829,195	20,818	No. pay
South Lorrain.....				36,585	9,326	3,867
Total.....	3,029,638	233,298	\$59,867	3,603,372	447,054	\$134,106

<sup>1</sup>Figures represent the quantities paid for by the smelter and values received by the mines.



## SHIPMENTS FROM SILVER MINES, SMELTERS AND REFINERIES, 1904-1935

Year	Bismuth		Copper <sup>1</sup>		Lead <sup>1</sup>		Nickel <sup>2</sup>		Cobalt <sup>3</sup>		Arsenic		Silver		Total	
	Tons	Value	Tons	Value	Tons	Value	Tons	Value	Tons	Value	Tons	Value	Ounces	Value	Ounces	Value
1904.	..	..	..	..	..	..	14	\$3,467	16	\$19,960	72	\$903	206,875	\$111,887	206,875	\$136,217
1905.	..	..	..	..	..	..	75	10,000	118	100,000	549	2,693	2,451,356	1,360,503	2,451,356	1,473,196
1906.	..	..	..	..	..	..	160	..	321	80,704	1,440	15,858	5,401,766	3,667,551	5,401,766	3,764,113
1907.	..	..	..	..	..	..	370	1,174	739	104,426	2,938	40,104	10,023,311	6,155,391	10,023,311	6,301,095
1908.	..	..	..	..	..	..	612	..	1,224	111,118	3,672	40,373	19,437,875	9,133,378	19,437,875	9,284,869
1909.	..	..	..	..	..	..	766	..	1,533	94,965	4,204	61,039	25,897,825	12,461,576	25,897,825	12,617,580
1910.	..	..	..	..	..	..	504	..	1,098	54,699	4,897	70,709	30,645,181	15,478,047	30,645,181	15,603,455
1911.	..	..	..	..	..	..	392	..	852	170,890	3,806	74,009	31,507,791	15,953,847	31,507,791	16,199,346
1912.	..	..	..	..	..	..	429	14,220	934	314,381	4,166	80,546	30,243,859	17,408,935	30,243,859	17,818,082
1913.	..	..	..	..	..	..	377	28,326	821	420,356	3,663	64,146	29,681,975	16,583,981	29,681,975	17,051,839
1914.	..	..	..	..	..	..	90	28,976	351	590,406	2,030	116,624	25,162,841	12,765,461	25,162,841	13,501,469
1915.	..	..	..	..	..	..	35	28,353	206	383,261	2,490	148,379	24,746,534	12,135,816	24,746,534	12,695,809
1916.	..	..	..	..	..	..	79	59,380	400	805,014	2,160	200,103	19,915,090	12,643,175	19,915,090	13,707,672
1917.	..	..	..	..	..	..	155	125,071	337	1,138,190	2,592	608,483	19,401,893	16,121,013	19,401,893	18,021,597
1918.	..	..	..	..	..	..	186	156,893	380	1,640,310	2,545	566,332	17,661,694	17,341,790	17,661,694	19,741,490
1919.	..	..	..	..	..	..	276	188,418	298	1,019,479	2,834	485,360	11,214,317	12,738,994	11,214,317	14,474,523
1920.	..	..	..	..	..	..	127	93,233	283	1,605,365	1,883	431,527	10,846,321	10,654,471	10,846,321	12,802,882
1921.	..	..	..	..	..	..	103	34,504	3	7,665	126	233,763	8,261,931	5,564,594	8,261,931	6,457,031
1922.	..	..	..	..	..	..	93	28,840	9776	1,333,676	2,059	299,940	10,711,127	7,658,802	10,711,127	9,355,642
1923.	9	\$48,139	56	16,214	26	3,738	42	19,321	380	1,803,872	2,579	582,794	10,377,846	6,677,367	10,377,846	9,151,445
1924.	6	16,079	55	14,290	45	7,295	130	26,862	476	1,662,526	1,915	323,186	10,361,945	7,009,984	10,361,945	9,090,222
1925.	10	18,578	77	17,007	31	1,888	290	116,347	558	2,328,517	1,078	113,325	9,614,881	6,700,129	9,614,881	9,295,791
1926.	3	6,440	35	5,394	11	1,463	83	30,051	332	1,136,014	2,025	135,549	8,981,557	5,541,009	8,981,557	6,855,920
1927.	1	1,003	20	2,940	3	312	100	52,829	440	1,764,534	2,481	197,668	8,883,829	4,970,194	8,883,829	6,989,480
1928.	7	5,067	38	15,764	27	2,169	111	57,039	477	1,671,900	2,049	178,149	6,688,454	3,882,570	6,688,454	5,812,658
1929.	13	23,413	13	3,098	3	267	115	63,167	464	1,801,915	1,871	154,887	7,970,540	4,239,980	7,970,540	6,286,727
1930.	6	6,366	23	5,070	22	1,748	53	27,455	347	1,143,631	1,375	109,928	9,109,885	3,460,247	9,109,885	4,754,445
1931.	4	3,532	29	4,338	29	2,529	47	31,650	261	651,179	1,788	135,170	5,415,655	1,546,888	5,415,655	2,376,386
1932.	8	7,289	18	2,152	43	1,756	33	17,772	245	587,957	1,212	98,914	5,106,888	1,592,893	5,106,888	2,308,733
1933.	4	3,731	19	2,802	20	692	71	41,730	200	572,465	734	56,534	3,939,990	1,387,749	3,939,990	2,069,703
1934.	4	3,444	12	..	..	..	85	47,393	297	592,497	824	56,412	3,298,740	1,631,719	3,298,740	2,231,990
1935.	3	6,796	18	2,804	11	706	118	65,784	341	512,705	1,279	75,326	3,625,143	2,326,447	3,625,143	2,990,568
Total..	75	\$149,877	894	\$276,845	331	\$29,790	5,996	\$1,362,565	15,631	\$26,837,177	70,811	\$5,759,333	426,764,915	\$256,776,388	426,764,915	\$291,155,975

<sup>1</sup>Copper and lead are recovered from certain silver ores and concentrates shipped to United States refineries.

<sup>2</sup>Nickel metal and metallic contents of all nickel compounds.

<sup>3</sup>Cobalt metal and metallic contents of all cobalt compounds, and cobalt contained in ores and speiss residues exported. In 1932, it includes 22,258

pounds worth \$10,024 from northwestern Ontario.

<sup>4</sup>Prior to 1914 an estimate based on assays made of the nickel, cobalt, and arsenic in the ores. Since that date recoveries have been reported.

<sup>5</sup>Includes 460 tons of speiss residues, worth \$153,116. <sup>6</sup>Recoveries of bismuth from base bullion were not reported prior to 1923.

## DIVIDENDS AND BONUSES PAID BY SILVER-MINING COMPANIES TO DECEMBER 31, 1935

Name of company	Date of incorporation	Authorized capital	Capital stock issued	Par value per share	Dividends and bonuses paid to end of 1934	Dividends and bonuses paid during 1935	Total dividends and bonuses paid to Dec. 31, 1935	Date when last dividend was paid
Aladdin Cobalt Company, Ltd.	Aug. 23, 1912	\$500,000	\$500,000	\$5.00	\$75,000.00	.....	\$75,000.00	April 30, 1917
Beaver Consolidated Mines, Ltd.	Mar. 1, 1907	2,000,000	2,000,000	1.00	710,000.00	.....	710,000.00	May 31, 1920
Casey Cobalt Silver Mining Co., Ltd.	Dec. 19, 1906	100,000	100,000	1.00	203,249.33	.....	203,249.33	April 22, 1914
Castle-Trethewey Mines, Ltd.	Jan. 20, 1922	2,000,000	2,000,000	1.00	18,027.00	.....	18,027.00	April 15, 1925
Cobalt Central Mines Co., Ltd.	Dec. 13, 1905	5,000,000	5,000,000	1.00	192,845.00	.....	192,845.00	Aug. 25, 1909
Cobalt Comet Mines, Ltd. <sup>2</sup>	April 16, 1913	1,000,000	1,000,000	1.00	230,000.00	.....	230,000.00	April 1, 1915
Cobalt Properties, Ltd.	Aug. 24, 1931	25,000	25,000	1.00	32,500.00	97,000.00	129,500.00	Oct. 31, 1935
Coniagas Mines, Ltd., The <sup>3</sup>	Nov. 24, 1906	4,000,000	4,000,000	5.00	11,640,000.00	100,000.00	11,740,000.00	Jan. 10, 1935
McKinley-Darragh-Savage Mines of Cobalt, Ltd. <sup>3</sup>	April 27, 1906	2,500,000	2,247,692	1.00	5,955,391.86	.....	5,955,391.86	Oct. 1, 1920
Mining Corporation of Canada, Ltd. <sup>3</sup>	Nov. 23, 1916	8,300,250	8,300,250	5.00	7,573,937.47	.....	7,573,937.47	Dec. 19, 1929
Buffalo Mines, Ltd., The <sup>4</sup>	April 27, 1906	500,000	150,000	.50	2,787,000.00	.....	2,787,000.00	May 28, 1924
City of Cobalt Mining Co., Ltd. <sup>6</sup>	Jan. 7, 1909	1,500,000	1,500,000	1.00	145,000.00	.....	145,000.00	April 15, 1920
Cobalt Lake Mining Co., Ltd. <sup>5</sup>	Dec. 22, 1906	3,000,000	3,000,000	1.00	465,000.00	.....	465,000.00	May 29, 1914
Cobalt Townsite Mining Co., Ltd. <sup>5</sup>	May 8, 1906	100,000	45,011	1.00	1,042,259.61	.....	1,042,259.61	Nov. 11, 1914
Right of Way Mines, Ltd. <sup>3</sup>	Sept. 11, 1909	2,000,000	1,685,500	1.00	252,825.00	.....	252,825.00	Mar. 17, 1917
Cobalt Silver Queen, Ltd.	April 1, 1906	1,500,000	1,500,000	1.00	315,000.00	.....	315,000.00	Dec. 31, 1908
Crown Reserve Mining Co., Ltd.	Jan. 16, 1907	2,000,000	1,999,957	1.00	6,190,849.00	.....	6,190,849.00	Dec. 28, 1916
Foster Cobalt Mining Co., Ltd.	Feb. 14, 1906	1,000,000	915,588	1.00	45,000.00	.....	45,000.00	Jan. 1, 1907

Hudson Bay Mines, Ltd. <sup>7</sup>	July 16, 1909	3,500,000	3,200,050	5.00	778,909.42	778,909.42	Aug. 31, 1913
Keeley Silver Mines, Ltd.	June 22, 1922	2,000,000	2,000,000	1.00	2,240,000.00	2,240,000.00	Mar. 15, 1928
Kerr Lake Mining Co., Ltd.	Aug. 9, 1905	40,000	40,000	100.00	10,521,000.00	10,521,000.00	Oct. 13, 1927
La Rose Mines, Ltd.	May 31, 1908	1,500,000	1,500,000	1.00	6,600,546.84	6,600,546.84	Mar. 24, 1923
Lorrain Trout Lake Mines, Ltd.	Mar. 20, 1923	1,500,000	1,500,000	1.00	150,000.00	150,000.00	July 15, 1925
Nipissing Mining Co., Ltd.	Dec. 16, 1904	250,000	250,000	100.00	31,328,297.25	31,498,297.25	Dec. 24, 1935
Penn-Canadian Mines, Ltd.	April 24, 1912	1,500,000	1,349,705	1.00	<sup>10</sup> 175,461.65	175,461.65	Sept. 10, 1917
Peterson Lake Silver-Cobalt Mining Co., Ltd.	April 11, 1906	3,000,000	2,469,802	1.00	462,350.35	462,350.35	Jan. 2, 1917
Right of Way Mining Co., Ltd. <sup>11</sup>	July 13, 1906	500,000	499,518	1.00	324,643.93	324,643.93	Oct. 1, 1909
Seneca-Superior Silver Mines, Ltd.	Sept. 29, 1911	500,000	478,884	1.00	1,579,817.20	1,579,817.20	Dec. 15, 1916
Temiskaming Mining Co., Ltd.	Nov. 5, 1906	2,500,000	2,500,000	1.00	2,159,156.25	2,159,156.25	Jan. 31, 1920
Temiskaming and Hudson Bay Mining Co., Ltd.	July 10, 1903	25,000	7,761	1.00	1,940,250.00	1,940,250.00	Nov. 10, 1914
Trethewey Silver Cobalt Mines, Ltd.	May 30, 1906	2,000,000	1,000,000	1.00	1,211,998.50	1,211,998.50	Jan. 2, 1919
Wettlaufer Lorrain Silver Mines, Ltd.	June 1, 1911	1,500,000	1,416,590	1.00	637,465.50	637,465.50	Sept. 22, 1913
Total <sup>10</sup>					\$97,983,781.16	\$367,000.00	\$98,350,781.16

<sup>7</sup>200,000 preferred shares, par \$1.00, redeemed April, 1925, and capital reduced from \$2,200,000 to \$2,000,000.

<sup>8</sup>Cash assets amounting to \$50,000 paid on April 27, 1917.

<sup>9</sup>Now owned by Cobalt Properties, Limited.

<sup>10</sup>In 1917 the capital stock of the company was reduced from \$1,000,000 to \$750,000; in 1918, from \$750,000 to \$500,000; and on December 21, 1919, from \$500,000 to \$150,000, but returning to shareholders amounts equal to the reduction in capital, leaving 300,000 shares issued of 50 cents each. The mine was sold to the Mining Corporation of Canada and operated by it in 1920 and subsequently; it is now owned by Cobalt Properties, Limited.

<sup>11</sup>Formerly owned and operated by Mining Corporation of Canada, Limited; sold to Cobalt Properties, Limited, in 1935.

<sup>12</sup>Succeeded Right of Way Mining Co., Ltd.; now owned by Cobalt Properties, Ltd.

<sup>13</sup>Name of company changed from Temiskaming and Hudson Bay in 1909.

<sup>14</sup>In addition a return of capital amounting to \$600,000 was made on July 3, 1919, to stockholders of the Kerr Lake Mines, Limited.

<sup>15</sup>Includes \$16,288,297.25 paid in dividends by the Nipissing Mines Company (the holding company) to the end of 1916

<sup>16</sup>Paid out of capital \$40,491.15 on September 10, 1917, and an equal amount on April 24, 1918.

<sup>17</sup>Succeeded by Right of Way Mines, Ltd.

<sup>18</sup>Does not include dividends by private companies such as M. J. O'Brien, Limited.

Since 1904, silver shipments as reported by operators were as follows:—

SILVER SHIPMENTS BY CAMPS, 1904-1935

Year	Cobalt	Casey township	South Lorrain	Gow-ganda	Montreal R., Maple Mountain, etc.	Total	Average price per ounce (New York)
	fine ounces	fine ounces	fine ounces	fine ounces	fine ounces		fine ounces
1904.....	206,875					206,875	57.221
1905.....	2,451,356					2,451,356	60.352
1906.....	5,401,766					5,401,766	66.791
1907.....	10,023,311					10,023,311	65.237
1908.....	19,424,251	500	13,124			19,437,875	52.864
1909.....	25,658,683	26,185	194,955		18,002	25,897,825	51.502
1910.....	29,849,981	92,544	221,133	471,688	9,835	30,645,181	53.486
1911.....	29,989,893	114,789	933,912	468,687	510	31,507,791	53.340
1912.....	28,605,940	253,824	834,119	549,970		30,243,859	60.835
1913.....	28,105,505	825,108	248,992	502,370		29,681,975	57.791
1914.....	24,155,699	499,643	108,199	399,300		25,162,841	54.811
1915.....	24,280,366	223,939		242,229		24,746,534	49.684
1916.....	19,008,517	445,900	77,280	383,393		19,915,090	65.661
1917.....	18,327,258		10,000	1,064,635		19,401,893	81.417
1918.....	16,807,407	143,901	72,188	638,198		17,661,694	96.772
1919.....	10,314,689	171,278	4,586	723,764		11,214,317	111.122
1920.....	10,402,249		8,253	433,352	2,467	10,846,321	100.900
1921.....	7,673,535	1,101	328,886	258,292	117	8,261,931	62.654
1922.....	9,239,147	1,028	1,284,307	170,651	215,994	10,711,127	67.528
1923.....	7,259,858		2,955,646	160,761	1,581	10,377,846	64.873
1924.....	6,704,787		2,633,058	598,057		9,935,902	66.781
1925.....	6,252,115		3,099,964	1,355,156		10,707,235	69.065
1926.....	6,262,249		3,044,584	1,236,640		10,543,473	62.107
1927.....	4,482,543		2,319,356	1,741,614		8,543,513	56.370
1928.....	3,934,020		1,133,952	1,677,429		6,745,401	58.176
1929.....	4,823,529		876,006	2,081,894		7,781,429	52.993
1930.....	5,329,335		1,754,989	2,141,234	52	9,225,610	38.154
1931.....	3,706,880		594,360	1,697,242		5,998,482	28.700
1932.....	3,262,380		22,144	1,374,780		4,659,304	27.892
1933.....	2,397,118			1,244,812		3,641,930	34.727
1934.....	1,990,073			1,039,565		3,029,638	47.973
1935.....	2,737,592		36,585	829,195		3,603,372	64.273
Total..	379,068,907	2,799,740	22,810,578	23,484,914	48,558	428,212,697	.....

<sup>1</sup>Includes 885 ounces from Silver Islet, Lake Superior.

<sup>2</sup>Silver Islet, Lake Superior.

<sup>3</sup>Nickel Hill Syndicate in the Sudbury area shipped silver-cobalt ore.

Iron Ore, Pig Iron, Steel, and Coke

As shown in the following table, foreign ore charges amounted to 931,569 long tons, the average price of which was \$4.65 (American funds, sales tax extra) at lower lake ports. From this ore, 554,977 long tons of pig iron was produced, including 371,344 long tons of basic, 93,921 of foundry, and 89,712 of malleable.

IRON AND STEEL STATISTICS, 1931-1935

Year	Foreign ore smelted	Limestone for flux	Coke	Pig iron produced		Steel made	
				Quantity	Value	Quantity	Value
1931....	long tons 568,886	short tons 149,454	short tons 320,133	long tons 318,645	\$6,363,101	long tons 444,107	\$15,099,638
1932....	198,063	56,880	119,064	113,665	2,558,799	244,693	8,319,562
1933....	182,060	46,944	113,102	110,562	2,066,049	258,841	8,800,594
1934....	462,705	118,350	253,532	271,725	6,249,675	476,699	16,207,766
1935....	647,597	172,609	339,551	391,792	9,011,256	584,239	19,864,126

At Montreal No. 1 pig iron (2.25 to 2.75 per cent. silicon) was quoted at \$23.00, and malleable the same. No quotations were available for basic pig iron. Steel billets were quoted at \$34.00 per long or gross ton at Hamilton.

PIG IRON, STEEL, AND FERRO- AND OTHER ALLOY PRODUCERS, 1935

Company	Location
Abrasive Company of Canada, Ltd. <sup>1 2</sup> .....	Hamilton.
Algoma Steel Corporation, Ltd. <sup>2 3 4</sup> .....	Sault Ste. Marie.
Canadian Atlas Steels, Ltd. <sup>4</sup> .....	Welland.
Canadian Carborundum Co., Ltd. <sup>1 2</sup> .....	Niagara Falls.
Canadian Electro Castings, Ltd. <sup>4</sup> .....	Orillia.
Canadian Furnace Co., Ltd. <sup>2 3</sup> .....	Niagara Falls.
Chromium Mining & Smelting Corporation, Ltd. <sup>2</sup> .....	Hamilton.
Dominion Foundries and Steel, Ltd. <sup>4</sup> .....	Hamilton.
Electro-Metallurgical Co. of Canada, Ltd. <sup>2</sup> .....	Welland.
Exolon Company, Ltd. <sup>1 2</sup> .....	Thorold.
Ford Motor Co. <sup>4</sup> .....	Ford.
Kennedy, Wm., and Sons, Ltd. <sup>4</sup> .....	Owen Sound.
Lionite Abrasives, Ltd. <sup>1 2</sup> .....	Stamford.
Steel Company of Canada, Ltd. <sup>3 4</sup> .....	Hamilton.
Superior Alloys, Ltd. <sup>5</sup> .....	Sault Ste. Marie.
Welland Electric Steel Foundry <sup>4</sup> .....	Welland.

<sup>1</sup>These firms produce ferro-silicon as a by-product in the manufacture of ferro-alumina.

<sup>2</sup>Ferro-alloys. <sup>3</sup>Pig iron. <sup>4</sup>Steel. <sup>5</sup>Calcium molybdate.

During 1935 the output of pig iron increased from 271,725 to 554,977 long tons, and although the increase amounts to 104.2 per cent. in quantity this figure remains considerably below the 769,359 tons produced in 1929, the peak year. The Algoma Steel Corporation at Sault Ste. Marie had a 450-ton furnace in operation during the year. The Steel Company of Canada at Hamilton also operated a 550-ton unit throughout the year, and the Canadian Furnace Company at Niagara Falls operated its 350-ton furnace for nine months, reporting no production during March, April, and May.

IRON BLAST FURNACES IN OPERATION, 1935

Company	Stacks operating	Furnaces		Location
		No. of stacks	Daily capacity	
Algoma Steel Corporation, Ltd. . . .	1	4	long tons 1,600	Sault Ste. Marie. Port Colborne. Hamilton.
Canadian Furnace Company, Ltd. . .	1	1	350	
Steel Company of Canada, Ltd. . . .	1	2	825	

Ferro-Alloys

Of the fourteen plants listed in the 1931 report only seven reported production, which with an additional plant, the Canadian Carborundum Company, Limited, not listed in 1931, produced a total of 57,424 long tons of various kinds of ferro-alloys in 1935, as against 32,932 tons in the previous year.

STATISTICS OF FERRO-ALLOYS PRODUCTION IN ONTARIO, 1931-1935

Year	No. of producing companies	Quantity produced	Kind of material
1931.....	8	long tons 46,440	Ferro-silicon, ferro-manganese, silicon spiegel, spiegeleisen, calcium manganese silicon, zirconium manganese silicon, calcium molybdate.
1932.....	5	15,595	
1933.....	6	30,569	
1934.....	7	32,932	
1935.....	7	57,424	

## Coke

The coking industry in Ontario is carried on by the large iron and steel metallurgical works and by chartered companies operating in the cities supplying artificial gas to householders and industries.

The statistics shown in the following table are combined and show raw materials used and products made. These figures were supplied by the Dominion Bureau of Statistics.

## COKING INDUSTRY, 1935

	Quantity	Cost at works
<b>MATERIALS USED:</b>		
Coal.....	tons 1,821,448	\$8,038,691
Coke.....	tons 38,899	275,477
Oil.....	Imp. gals. 3,610,628	272,767
Absorbing and wash oil.....	Imp. gals. 107,114	13,746
Caustic soda.....	lbs. 472,142	14,805
Lime.....	tons 732	6,663
Oxide for purification.....	tons 3,153	35,233
Sulphuric acid 66° Be. purchased.....	lbs. 25,680,321	181,087
All other materials.....		18,843
<b>Total.....</b>		<b>\$8,857,312</b>
<b>GAS MADE:</b>		
Retort coal gas.....	M cu. ft. 5,079,584	
Coke oven gas.....	14,412,246	
Carburetted water gas.....	2,068,114	
Oil gas and acetylene gas.....	12,287	
<b>Total.....</b>	<b>21,572,231</b>	
<b>GAS CONSUMED:</b>		
Sold.....	M cu. ft. 8,555,654	\$7,381,526
Used in producing plants.....	6,227,591	939,036
Used in associated metallurgical works.....	5,824,168	871,318
Otherwise accounted for.....	361,342	97,985
Not accounted for.....	720,498	611,316
<b>Total.....</b>	<b>21,689,253</b>	<b>\$9,901,181</b>
<b>COKE AND BY-PRODUCTS MADE:</b>		
Coke, including breeze.....	tons 1,334,081	\$9,868,953
Tar.....	Imp. gals. 16,037,490	845,930
Ammonia liquor.....	lbs. NH <sub>3</sub> 1,808,291	18,083
Ammonium sulphate.....	lbs. 30,388,313	310,327
Benzol.....	Imp. gals. 2,148,017	471,304
Other light oils.....	1,176,401	127,681
All other products.....		392
<b>Total.....</b>		<b>\$11,642,670</b>
<b>COKE SOLD AND USED, AND STOCKS:</b>		
Used by reporting companies.....	tons 431,853	75,178
Sold for domestic use.....	710,525	13,353
Other uses.....	175,746	1,862
On hand, December 31, 1932.....	189,145	3,337

Coke statistics for the past five years, as collected by the Dominion Bureau of Statistics, are shown in the following table:—

## COKE STATISTICS, 1931-1935

	1931	1932	1933	1934	1935
Production . . . . .	short tons 1,113,509	short tons 1,087,122	short tons 1,153,509	short tons 1,388,700	short tons 1,361,553
Imports . . . . .	694,982	605,307	615,818	881,235	489,439
Total . . . . .	1,808,491	1,692,429	1,769,327	2,239,944	1,850,992
Deduct exports . . . . .	106			54	
Apparent consumption.	1,808,385	1,692,429	1,769,327	2,239,890	1,850,992

## Chromite

The smelting of chromite has been commenced in Ontario at Sault Ste. Marie, the first unit of Chromium Mining and Smelting Corporation, Limited, having been started on August 23, 1935. The ore comes from the company mine east of Obonga lake. Demand for chromium and its alloys has greatly increased during the past few years. Recent world conditions for this mineral, as outlined in *Metal and Mineral Markets*, November 21, 1935, were as follows:—

The continued improvement in general industrial conditions in 1934 was reflected in increased demand for chromite in the United States. Requirements of the domestic chromite industry are met principally by imports of ore. Imports of ore in 1934, largely from Southern Rhodesia, Cuba, Turkey, and Greece, were 65 per cent. greater than those in 1933 but were 14 per cent. less than the average annual amount imported in the period 1925 to 1929. Domestic chromite production in 1934 was insignificant in relation to the needs of consumers. Chromite statistics, in long tons, follow:—

	1925-29 average	1930	1931	1932	1933	1934
Production . . . . .	262	310	762	200	966	341
Consumption:						
Imports . . . . .	224,357	362,617	212,528	89,143	116,511	192,297
Domestic shipments . . . . .	276	80	268	155	843	369
Apparent available supply . . . . .	224,633	326,697	212,796	89,298	117,354	192,666
Prices per ton at New York, approximate average of all grades	\$22.46	\$21.50	\$18.50	\$18.00	\$17.00	\$19.00
Origin of imports, per cent. of total:						
Southern Rhodesia . . . . .	52	45	32	17	10	25
New Caledonia . . . . .	6	10	19	13	13	10
Turkey . . . . .		1	1	20	24	15
Greece (largely trans-shipments from Yugoslavia) . . . . .	9	14	14	18	10	12
U.S.S.R. (Russia) . . . . .		4	8	5	11	10
Cuba . . . . .	15	13	7		20	26
Others . . . . .	18	13	19	27	12	2
World production . . . . .	428,000	551,000	407,000	291,000	384,000	( <sup>2</sup> )

<sup>1</sup>Imports for consumption; general imports not available.

<sup>2</sup>Data not available.

Preliminary work on the ore of the Obonga Lake deposits has been carried on at Niagara Falls, N.Y., and the operating company announced that the diamond-drilling campaign indicated some 225,000 tons of 17 per cent. chromite ore available. A mill of 100 tons daily capacity is now being completed. The concentrate will be shipped to the furnaces at Sault Ste. Marie, Ont.

In 1935 some 798 tons of crude ore were shipped. For purposes of compilation a value of \$12.00 per ton was placed on this material.

### Molybdenite

There was considerable interest observed during the past year in molybdenite, perhaps because the European demand was more pressing than formerly. This foreign market is the only one available to Ontario producers, as the United States tariff of 35 cents per pound on the metallic molybdenum content does not permit competition.

No shipments of concentrate were reported in 1935. The best known ore deposit, that of the Phoenix Molybdenite Corporation, Limited, situated on the west half of lots 27 and 28 in concession IV, Bagot township, Renfrew county, was actively developed from April to December. As many as 23 men were employed on the surface and underground, and 976 tons of ore were raised during the period, none of which was concentrated. Molybdenite occurs widely in Ontario in the southeastern section, Hastings, Lanark, and Renfrew counties, and also north of Sault Ste. Marie. During the war when prices were high many Ontario molybdenite properties were in operation. Molybdenum is used in the production of alloy steel.

### Radium and Uranium

Although pitchblende, which is the source of radium and uranium, has not been produced in commercial quantities from Ontario ores, there is now a well-equipped extraction plant in successful operation at Port Hope, Ont., owned by the Eldorado Gold Mines, Limited, for the treatment of pitchblende concentrates from Great Bear lake, some 4,000 miles distant. The refinery, which commenced operating in 1933, was considerably enlarged in 1934, and in January, 1935, the concentrator at Labine Point was placed in commission.

In 1935 a total of 232,114 pounds of pitchblende and silver concentrates was treated chemically at Port Hope, from which radium and uranium products worth \$420,000 were recovered. In addition, 116,902 ounces of silver were produced, having a value of \$68,840. Of this silver, 89,041 ounces were contained in 16,840 pounds of silver-lead bars and 47,861 ounces in 4,746 pounds of silver sulphide.

### NON-METALLICS

With the exception of sulphur, mica, mineral waters, quartz, and salt, every item in the non-metallic group showed an improvement in 1935; and in the case of salt, while the selling value was lower, the quantity production showed a considerable increase. This group though relatively small in production value is important and is closely related to the chemical and building industries and supplies much of the raw materials consumed by them. The total value of the non-metallic group in 1935 was \$7,766,657, as against \$7,553,571 in 1934, a slight increase. The details of quantities and values marketed are set out in the table "Summary of Mineral Statistics, 1935" on page 2.

### Actinolite and Asbestos

Actinolite and asbestos do not appear in the statistics of Ontario's mineral production in 1935. With the exception of a small sample lot of 100 pounds, worth \$1, no actinolite was sold. Development work was carried on at the asbestos property of Rahn Lake Mines Corporation in Bannockburn township during the year. About 400 tons of mill rock asbestos ore was placed on the stock pile and was expected to average about \$8 to \$10 per ton. No sales were reported however. An average of 5 men was employed throughout the greater part of the year.



### Arsenic

Ontario production of white arsenic ( $As_2O_3$ ) comes from the smelting of the silver-cobalt arsenides of Northern Ontario by the Deloro Smelting and Refining Company. The output in 1935 was 2,558,789 pounds, valued at \$75,326, as against 1,647,513 pounds, worth \$56,412, in 1934.

### Barite

A small output of barite was reported in 1933 for the first time since 1923. Several deposits of this mineral are known to exist in the province. Although considerable investigation into markets has been undertaken, and several enquiries have been received from outside sources, no steady development work was under way at any of the Ontario deposits. Canada Night Hawk Mines, which is equipped for milling, did not report any work. The deposits in Yarrow township and at Tionaga were idle, and no shipments were reported.

### Diatomite

Several deposits of diatomite have been under development for a number of years in Muskoka, but the production to date has been small. In 1935 some 100 tons, valued at \$4,600, was reported as shipped from Martin's Siding by the Canadian Multi-Cell Company, as against 46 tons, worth \$1,920, in 1934.

### Feldspar and Nepheline Syenite

The feldspar industry is gradually gaining in production in Ontario, owing entirely to a slowly increasing domestic consumption. The United States duty, which formerly was \$1.00 per ton, later reduced to 50 cents, is now fixed at 35 cents per ton under the new trade agreement. This reduction, however, is not expected to stimulate exports to any appreciable extent. With a free entry to the United States it is questionable whether Ontario spar could compete in any except the border states. The prevailing price of spar in Ontario is around \$5.00 per short ton f.o.b. mines. In 1935, shipments from the mines of Ontario totalled 8,656 tons of crude material, valued at \$75,003, of which \$29,511 was the increase due to grinding. In 1934 the output was 7,302 tons, worth \$61,665, of which \$21,944 was the added value due to grinding operations.

Canadian Nepheline, Limited, which operates a nepheline deposit in Methuen township, Peterborough county, constructed a grinding plant of 24 tons capacity at Lakefield during 1935. No shipments, however, were reported. Mention of this deposit was made in Bulletin No. 98 (1934).

### Fluorspar

Fluorspar is consumed as a flux in smelters and also in the chemical industries. The domestic consumption is not large and is confined mostly to Ontario. In 1935 a total of 75 tons, worth \$900, was reported as shipped. In 1934 the output was 150 tons, valued at \$2,100.

### Graphite

Only one producer of graphite was active in 1935, the Black Donald Graphite Company, Limited, at its property on lots 16, 17, and 18 in concession III, Brougham township, Renfrew county, near the village of Calabogie. This deposit is the largest amorphous graphite mine on the American continent. In 1935 production to the value of \$78,500 was reported, as against \$64,998 in 1934.

## Gypsum

The output of gypsum in Ontario rose from 33,234 tons in 1934 to 38,247 in 1935, and came from two companies: Gypsum, Lime and Alabastine, Canada, Limited, with a plant at Caledonia, and the Canadian Gypsum Company at Hagersville. The increase is indicative of the general revival in the building industry in Ontario. While the improvement in 1935 was important, the output figures still remain far below those of good times:—

GYPSUM SALES, 1931-1935

Grade	1931	1932	1933	1934	1935
	tons	tons	tons	tons	tons
Crushed .....	10,263	5,656	2,753	5,636	5,381
Fine-ground .....	451	364	795	376	187
Calcined, sold .....	1,606	217	165	226	121
Calcined, used in products .....	41,038	29,418	20,747	26,996	32,558
Total sold or used .....	53,358	35,655	24,460	33,234	38,247
Total value .....	\$374,469	\$186,176	\$112,319	\$141,389	\$164,807
No. of workers .....	155	198	179	169	77
Wages paid .....	\$87,263	\$85,036	\$46,782	\$53,718	\$99,137

<sup>1</sup>Exclusive of wage-earners employed in the manufacturing division of the Caledonia plant.

## Iron Pyrites and Sulphuric Acid

The sulphur content of the acid manufactured at Copper Cliff by Canadian Industries, Limited, from sulphur fumes derived from the smelting operations, was 13,292 tons, worth \$132,920, as against 14,598 tons, valued at \$145,980, in 1934. No pyrite ore was shipped.

## Mica

Despite a general pick-up in the mica trade of the United States, there was a decrease in the total production from Ontario mines. The position of higher grades, however, was improved, and the decline was due to the lower exports of scrap material to the United States.

In Ontario there were only five active producers during 1935, who reported shipments of 509,826 pounds, worth \$7,144, as against 1,236,302 pounds, valued at \$9,059, in the previous year. Prices have generally improved in the United States, where operations were being carried on to capacity. Scrap and by-product mica are bringing twice the price of the depression lows. Conditions in Ontario tend to reflect those in the United States.

The major portion of the provincial output is made by direct mining, in which large crystals are recovered and treated. There is little or no by-product mica such as is recovered in North Carolina from kaolin and feldspar deposits.

SHIPMENTS OF MICA, 1933, 1934, AND 1935

Grade	1933		1934		1935	
	Quantity	Value	Quantity	Value	Quantity	Value
	pounds		pounds		pounds	
Ground and rough .....	19,000	\$239	2,459	\$514	.....	.....
Thumb-trimmed .....	44,219	3,287	30,315	3,094	10,852	\$3,223
Splittings and knife-trimmed .....	11	19	303	110	2,734	1,738
Scrap .....	1,268,200	5,820	1,203,225	5,341	496,240	2,183
Total .....	1,331,430	\$9,371	1,236,302	\$9,059	509,826	\$7,144

The prices for the various sizes and grades of thumb-trimmed mica did not vary greatly from those reported by the producers in 1934:—

SIZE	Price per lb.	SIZE	Price per lb.
1 by 1 inch.....	\$0.07	2 by 4 inches.....	\$0.45
1 by 2 inches.....	.15	3 by 3 inches.....	.60
2 by 2 inches.....	.20	3 by 4 inches.....	.91
2¼ by 2½ inches.....	.40	3 by 5 inches.....	.95
2 by 3 inches.....	.30-.50	4 by 6 inches.....	1.35-1.75

Scrap mica, \$9.00 per ton (net).

Rough-cobbed, 20 cents per pound.

### Mineral Waters

Only three producers reported production of mineral water from Ontario wells in 1935, which amounted to 19,900 Imperial gallons, worth \$1,477, as compared with 21,775 gallons, valued at \$1,622, in the previous year. The production has gradually declined in Ontario to a fraction of the former output.

### Natural Gas and Petroleum

The Natural Gas Commissioner of Ontario has supplied the following notes:—

#### Natural Gas

The production of natural gas in 1935 surpassed that of the year 1934 by approximately 500,000 M cubic feet, and in value by \$150,000, the total produced being 8,158,825 M cubic feet and the value \$4,938,084. The average retail price is down somewhat owing to discounts in certain areas. The increase in production is mainly due to a more active sales campaign by the larger gas companies aided by weather conditions. Several thousand new customers have been added during the year, notably in the city of London, where manufactured gas has been used heretofore. Natural gas was turned into the mains in October, 1935. The gas comes from the Dawn field through a 10-inch pipe line 55 miles long. No new fields were discovered, but the Dover and Eden fields were considerably extended and each has promise of further development.

#### Petroleum

Petroleum produced in 1935 shows a considerable increase, 25,000 barrels, over the previous year. The increase was common to all our larger fields excepting Mosa township. The Dover field leads in new development, followed by the Dawn field. Both these fields show considerable promise. By renovating wells from 40 to 60 years old in the eastern end of the Bothwell field and drilling a very few new wells, the production has almost doubled since 1931. Similar treatment in Oil Springs and Petrolia has caused an increase. Bothwell production now equals that of 1912; this field, of course, cannot be expected to be as stable as a newly discovered field; its decline will no doubt be rapid.

#### CRUDE PETROLEUM PRODUCTION, 1931-1935<sup>1</sup>

Field	1931	1932	1933	1934	1935
	barrels	barrels	barrels	barrels	barrels
Petrolia and Enniskullen township...	57,515	58,871	57,298	57,938	59,282
Oil Springs.....	30,792	31,438	31,343	29,863	31,646
Moore township.....	3,739	3,272	2,192	2,963	3,263
Sarnia township.....	1,466	1,227	2,181	825	870
Plympton township.....	296	274	211	202	237
Bothwell.....	18,084	19,460	22,935	32,133	34,715
Thamesville.....	462	534	847	614	428
Dover township.....	891	453	763	558	13,117
Dawn township.....		5,061	8,589	4,169	11,538
Onondaga township.....	34	543	946	601	431
Mosa township.....	8,517	8,429	8,168	9,031	8,788
Dunwich township (Dutton and Iona)	628	781	346	283	408
Tilbury East township.....					
Raleigh township.....			239	264	195
Brooke.....				1,941	122
Total quantity.....	122,364	130,343	136,058	141,385	165,040
Value.....	\$219,993	\$247,468	\$253,486	\$299,874	\$346,156
Average price per barrel.....	\$1.80	\$1.89	\$1.87	\$2.12	\$2.10

<sup>1</sup>Information furnished by the Imperial Oil Refiners, Limited, of Sarnia, and others.

### Peat

During the past year or two considerable interest has been exhibited in the peat bogs of Ontario. The names of operators and locations are given on page 69. The production by 4 operators during 1935 was 1,340 tons, valued at \$5,761.

### Quartz, Quartzite, and Silica Products

The output of quartz, quartzite, and silica products, which gained slightly in 1934, showed a decline in 1935, falling from 89,838 to 83,034 tons. On the other hand, silica products, reflecting improved building activity, showed a slight gain in quantity. Production figures for the past five years follow:—

QUARTZ, QUARTZITE, AND SILICA BRICK, 1931-1935

Year	Rock sold or used		Silica brick sold or used		Total value
	Quantity tons	Value	Quantity M	Value	
1931.....	97,888	\$148,642	279	\$13,702	\$162,344
1932.....	66,135	93,574	93	4,303	97,877
1933.....	66,562	86,146	183	7,351	93,497
1934.....	89,838	134,572	369	14,730	149,302
1935.....	83,034	120,005	493	22,976	142,981

### Salt

During 1935, seven companies produced salt or brine. This industry in part supplies the raw materials for two large chemical manufacturing companies: Canadian Industries, Limited, and Brunner Mond, Canada, Limited. While the quantity output rose from 276,751 to 320,003 tons in 1935, the value was slightly lower. Production figures covering a 5-year period follow:—

SALT SOLD OR USED, 1931-1935

Schedule	1931	1932	1933	1934	1935
	tons	tons	tons	tons	tons
Table and dairy.....	115,180	59,620	61,231	69,779	73,704
Fine.....		59,036	63,786	67,777	82,608
Coarse.....		17,678	15,673	14,086	14,730
Land.....	513	557	283	347	261
Total.....	133,371	134,896	139,386	152,633	174,570
Brine (salt equivalent).....	97,928	96,242	104,721	124,118	145,433
Total sold or used.....	231,299	231,138	244,107	276,751	320,003
Value.....	\$1,760,388	\$1,789,752	\$1,755,087	\$1,734,196	\$1,698,508
Wage-earners <sup>1</sup> ..... No.	233	215	242	252	274
Wages.....	\$259,646	\$253,579	\$261,214	\$296,116	\$309,354

<sup>1</sup>Workers at the Sandwich salt and chemical works are included.

### Talc

Statistics covering a 5-year period show that the talc industry serves a fairly stable and assured market. Two companies were active at Madoc in Hastings county, where the industry is centred, both of them mining a high-grade product, which is milled and refined at the mines. The Geo. H. Gillespie Company, Limited, operates the Henderson mine, and the Canada Talc Company, Limited, the Conley mine.

## TALC STATISTICS, 1931-1935

Year	Sales		Wage-earners, mine and mill	Wages paid
	Quantity	Value		
1931.....	tons 11,806	\$122,044	No. 36	\$29,419
1932.....	12,064	111,585	38	30,587
1933.....	15,114	142,134	43	31,813
1934.....	13,934	135,978	47	33,796
1935.....	13,710	138,161	31	23,864

## STRUCTURAL MATERIALS

## Building Permits

In 58 Canadian cities building permits in 1935 were valued at \$46,236,702. Of this total 30 Ontario cities accounted for \$23,704,388, as noted in the following table abstracted from the *Annual Review of Building Permits in Canada in 1935*, issued by the Dominion Bureau of Statistics, Department of Trade and Commerce, Ottawa:—

## BUILDING PERMITS, 1920-1935

Year	30 Ontario cities, value	Wholesale prices index <sup>1</sup>	Toronto metropolitan area, <sup>2</sup> value	Wages index 1913 = 100 <sup>3</sup>
1920.....	\$58,636,365	41.44	\$30,049,413	180.9
1921.....	59,315,845	122.8	31,979,346	170.5
1922.....	81,396,259	108.7	36,405,625	162.5
1923.....	74,673,080	111.9	39,530,877	166.4
1924.....	57,330,141	106.6	29,636,428	169.1
1925.....	59,888,867	102.9	32,408,636	170.4
1926.....	65,373,757	100	31,588,124	172.1
1927.....	79,883,344	96.1	37,316,511	179.3
1928.....	104,777,566	97.4	59,817,568	185.6
1929.....	95,055,827	99	57,522,927	197.5
1930.....	69,042,946	90.8	38,371,587	203.2
1931.....	44,371,578	81.9	27,950,136	195.7
1932.....	16,887,761	77.2	9,461,050	178.2
1933.....	9,116,743	78.3	5,114,351	158
1934.....	14,351,380	82.6	8,396,775	154.8
1935.....	23,704,388	82.2	9,905,455	159.8

<sup>1</sup>Applies to average index numbers for Canadian wholesale prices of building materials on the basis of 1926=100, as compiled by the Dominion Bureau of Statistics. In 1913 the index was 67, dropping to a low of 60.5 in 1915.

<sup>2</sup>Includes York and East York municipalities.

<sup>3</sup>Average index numbers of wages in Canadian building trades as compiled by the Federal Department of Labour on the basis of 1913=100

<sup>4</sup>Peak year.

## Construction Contracts

The value of Canadian construction contracts awarded for 1935, reported by the *McLean Building Review*, was \$160,305,000, as compared with \$125,811,500 in 1934. Ontario contracts in 1935 amounted to \$70,872,800, or 44.2 per cent. of the total. Prices of materials were considerably below the peak of 1920, and decided drops were recorded in 1930, 1931, and 1932, but a perceptible recovery was recorded in 1934, which fell off slightly in 1935. Canadian construction contracts in 1933 were on a par with the war years, 1916-18, dropping below the \$10,000,000 mark. Figures by classes of construction for a 5-year period follow:—

## VALUE OF CONSTRUCTION CONTRACTS, 1931-1935

Classification	1931	1932	1933	1934	1935
Residential . . . . .	\$39,274,300	\$14,143,200	\$12,653,800	\$17,578,600	\$20,646,500
Business . . . . .	28,819,400	16,925,600	9,716,100	15,795,600	20,340,800
Industrial . . . . .	6,836,300	1,871,000	4,699,700	4,305,200	3,645,000
Engineering . . . . .	50,522,300	16,352,000	15,503,800	25,678,900	26,240,500
Total . . . . .	\$125,452,300	\$49,291,800	\$42,573,400	\$63,358,300	\$70,872,800

## Cement

Ontario's production of cement came from the two companies: the Canada Cement Company, with plants at Lakefield, Belleville, and Port Colborne, the first two being idle, although shipments were made from the Belleville plant; and the St. Marys Cement Company, with a plant at St. Marys, which was in operation throughout the year.

## PORTLAND CEMENT STATISTICS, 1925-1935

Year	Operating plants	Sales		
		Quantity	Value	Average price per barrel
	No.	barrels <sup>1</sup>		
1925 . . . . .	4	3,462,358	\$5,253,911	\$1.52
1926 . . . . .	3	3,398,860	4,792,857	1.41
1927 . . . . .	4	3,751,786	5,144,326	1.34
1928 . . . . .	4	3,911,795	5,520,897	1.41
1929 . . . . .	4	4,624,712	6,608,246	1.43
1930 . . . . .	4	3,942,690	5,779,404	1.47
1931 . . . . .	4	3,470,056	5,006,826	1.44
1932 . . . . .	4	1,599,342	2,288,975	1.44
1933 . . . . .	3	1,095,845	1,587,812	1.45
1934 . . . . .	4	1,702,128	2,403,590	1.41
1935 . . . . .	2	1,243,836	1,752,148	1.41

<sup>1</sup>350 pounds.

## Cement Products

In recent years the cement products industry in Ontario has assumed considerable importance. Since 1924 no data have been included in the tables of mineral production, as the raw materials entering into the manufacture of these products have all been accounted for. Cement products being so closely allied to the building industry, statistics are included so that complete information covering all structural materials is available under one cover. Monolithic construction is not included.

PRINCIPAL STATISTICS OF THE CEMENT PRODUCTS INDUSTRY, 1931-1935<sup>1</sup>

Year	No. of plants	Wage-earners, average No.	Salaries and wages	Cost of fuel and electricity	Capital invested	Value of products at works
1931 . . . . .	92	562	\$599,640	\$43,429	\$2,995,610	\$1,782,400
1932 . . . . .	69	352	308,898	27,692	2,286,460	737,326
1933 . . . . .	48	245	199,056	19,008	1,642,244	550,185
1934 . . . . .	54	251	274,045	24,394	1,784,166	687,176
1935 . . . . .	57	268	299,170	21,090	1,635,243	774,589

<sup>1</sup>Supplied by Dominion Bureau of Statistics, Ottawa.

CEMENT PRODUCTS MANUFACTURE, 1934 AND 1935<sup>1</sup>

Materials used	1934		1935	
	Quantity	Cost at works	Quantity	Cost at works
Portland cement . . . . . bbls.	64,755	\$154,039	68,032	\$156,937
Quicklime . . . . . bu.	8	8	4	4
Sand . . . . . cu. yds.	21,985	23,233	21,264	23,133
Gravel . . . . . cu. yds.	10,621	14,078	29,451	22,593
Crushed stone . . . . . cu. yds.	4,298	5,958	5,765	7,230
Cinders . . . . . cu. yds.	2,867	6,159		6,875
Boxes, crates, lumber, etc. . . . .		7,340		9,629
Reinforcing . . . . . tons	145	9,741	159	10,022
Haydite . . . . . cu. yds.	9,120	31,921	4,318	8,638
Brass . . . . .		11,350		
Other materials . . . . .		57,258		93,811
<b>Total . . . . .</b>		<b>\$321,085</b>		<b>\$338,872</b>
Products made	Quantity	Selling value	Quantity	Selling value
Artificial stone . . . . .		\$32,314		\$43,307
Cinder blocks . . . . . M	617	72,509	700	94,480
Cement bricks . . . . . M	372	7,645	374	6,616
Cement hollow building blocks . . . . . M	1,251	179,814	1,796	228,832
Cement laundry tubs . . . . . No.	2,204	17,115	3,873	29,374
Cement posts, poles, etc. . . . .		6,610		
Cement sewer, culvert, and drain pipe . . . . .		119,086		148,353
Cement stucco . . . . .		8,215		7,323
Burial vaults . . . . .		9,805	125	2,790
Haydite blocks . . . . . tons	5,019	40,248	2,562	22,348
Haydite roof slabs . . . . . tons	2,084	55,517	1,184	38,320
Other products . . . . .		137,647		152,596
Custom work and repairs . . . . .		651		250
<b>Total . . . . .</b>		<b>\$687,176</b>		<b>\$774,589</b>

<sup>1</sup>Supplied by Dominion Bureau of Statistics, Ottawa.

## Lime

Lime is used quite extensively for chemical purposes in addition to being an ingredient of mortar and sand-lime brick. During 1935, 17 companies and individuals, operating 20 plants, reported sales that totalled 221,852 tons, valued at \$1,705,303, as against 191,041 tons, worth \$1,536,288, in 1934. Statistics for the past five years follow:—

## LIME STATISTICS, 1931-1935

Year	Lime marketed or used						Fuel costs	Wage-earners	Wages
	Hydrated			Quicklime					
	Quantity	Total value	Per ton	Quantity	Total value	Per ton			
1931 . . .	tons 34,284	\$379,996	\$11.08	tons 113,267	\$841,194	\$7.43	\$177,310	No. 287	\$216,337
1932 . . .	23,518	255,223	10.85	143,185	1,018,007	7.11	204,546	203	154,361
1933 . . .	19,733	220,291	11.16	126,460	1,006,905	7.96	188,317	210	111,637
1934 . . .	22,281	249,038	11.18	168,760	1,287,250	7.63	173,951	187	116,020
1935 . . .	23,514	227,197	9.66	193,338	1,478,106	7.45	324,295	210	147,397

Distribution of the quicklime and hydrated lime sold in 1935, as reported by the producing companies, was as follows:—

Industrial consumption	Quicklime		Hydrated lime	
	Quantity	Value	Quantity	Value
	tons		tons	
Building trades: finishing and masons.....	10,857	\$67,145	20,650	\$200,793
Sand-lime brick.....	5,041	30,558	583	5,404
Agriculture.....	76,166	569,402		
Chemical and metallurgical industries:				
Smelters.....	4,725	25,420	75	694
Iron and steel.....	8,512	59,735	23	216
Gold-milling.....	24,087	173,686	3	28
Pulp and paper.....	3,827	21,399	668	6,010
Glass.....	5,003	34,558		
Sugar.....	7,032	57,021		
Tanneries.....	2,891	18,639	180	1,618
Fertilizers and insecticides.....	600	4,202	291	2,691
Dealers and others.....	2,251	16,647	260	2,561
Other chemicals <sup>1</sup> .....	47,346	399,614	781	7,182
Total.....	198,338	\$1,478,106	23,514	\$227,197

<sup>1</sup>Uses for lime under this heading include the manufacture of alkali, acetate of lime, and calcium carbide, the last-mentioned being used largely for making cyanamid.

### Sand and Gravel

A marked rise in the production of sand and gravel was noted in the dredging operations during 1935. Much of this increase was due to work done in Toronto harbour. Output from the pits of private operators was about the same as in the previous year.

#### OUTPUT OF SAND AND GRAVEL, 1934 AND 1935

Source	1934		1935	
	Quantity	Value	Quantity	Value
	tons		tons	
Private pit operators.....	551,145	\$249,980	554,032	\$238,878
Dredged from Great Lakes and rivers.....	464,507	292,467	1,764,645	426,430
Department of Northern Development.....	4,345,694	225,332	3,393,750	251,389
Department of Highways.....	620,000	310,000	383,096	149,366
Miscellaneous counties and townships.....	1,273,580	636,790	1,959,095	979,547
Estimate for other producers.....			100,000	50,000
Total.....	7,254,926	\$1,714,569	8,154,618	\$2,095,610

### Sand-Lime Products

The past three or four years have been dull for marketing sand-lime brick. This is, in part, owing to a depressed construction industry, but competition of other products, such as cinder blocks and kindred materials has cut into this trade considerably. Four companies were active in the Toronto metropolitan area, and in addition to brick produced sand-lime building blocks, ready mixed mortar, and plaster. These items have been included in the table "Summary of Mineral Statistics, 1935," on page 2, under the title "Sand-lime products." It should be pointed out that in the table on page 3 the figures prior to 1934 refer to sand-lime brick only. The selling value in 1935 was \$138,555, as against \$146,009 in the previous year.



## Stone

A new feature in the stone-production industry in 1934 was the inclusion of slate, which has been absent from the list of building materials for several decades. A slate quarry situated in the northwest corner of lot 5, concession VI, Madoc township, was worked fifty years ago and supplied roofing slates for a few buildings in various towns of Eastern Ontario. There is a potential market for roofing shingles, blackboards, granules, and slate flour. The new operator is Ontario Slate Mines, Limited, which later became Canadian Slate Products, Limited. This company carried on development work in 1935. An initial shipment of 120 tons of granules was made during 1934. The Crespay Slate Products, Limited, also commenced development work near Madoc. No shipments were reported by either company in 1935.

OUTPUT OF STONE, 1933, 1934, AND 1935

Variety	1933		1934		1935	
	Quantity	Value	Quantity	Value	Quantity	Value
Limestone and marble...	tons 1,225,754	\$931,501	tons 2,374,671	\$1,808,663	tons 2,065,932	\$1,716,020
Trap.....	17,201	26,629	48,298	96,314	44,351	91,979
Granite.....	2,449	12,804	27,227	32,072	122	1,486
Sandstone.....	8,889	12,334	10,105	28,458	12,536	54,407
Slate.....			120	600		
Total.....	1,253,907	\$983,268	2,460,421	\$1,966,107	2,122,941	\$1,863,892

## CLAY PRODUCTS

The following table shows in detail the quantities and values of the several kinds of clay products made and sold by Ontario producers:—

HEAVY CLAY PRODUCTS MARKETED, 1935

Kind	Quantity	Value
<b>Brick:</b>		
Soft-mud process {face.....	No. 5,552,987	\$104,271
{common.....	No. 10,025,774	128,205
Stiff-mud (wire cut) process {face.....	No. 16,557,729	321,581
{common.....	No. 9,170,057	125,559
Dry-press {face.....	No. 5,953,479	119,379
{common.....	No. 1,563,277	22,071
Fancy or ornamental brick (including special shapes, embossed and enamelled brick).....	No. 12,935	728
Sewer.....	No. 60,295	970
<b>Tile:</b>		
Structural (hollow blocks, including fireproofing and load-bearing tile).....	tons 22,983	156,702
Roofing tile.....	No. 82,015	3,669
Floor tile (quarries).....	sq. ft. 48,923	7,142
Drain.....	No. 5,060,734	125,593
Sewer pipe (including copings, flue linings, etc.).....		196,647
Pottery (flower pots), from domestic clay.....		50,000
Haydite and other products.....		7,093
Total value.....		\$1,369,610

The value of clay products marketed for the last pre-war year, 1913, for the year of maximum output, 1922, and for the past five years is given below:—

## VALUE OF CLAY PRODUCTS SOLD OR USED, 1913, 1922, AND 1931-35

Product	1913	1922	1931	1932	1933	1934	1935
Brick:							
Common.....	\$3,283,894	\$2,614,120	\$662,777	\$305,566	\$167,021	\$227,276	\$275,835
Pressed, fancy, building tile, etc.	1,162,860	2,899,205	1,707,297	704,342	425,743	607,658	714,442
Pottery.....	52,875	88,889	73,860	67,866	52,740	52,578	50,000
Drain tile.....	292,767	368,180	244,368	144,579	179,015	137,699	125,593
Sewer pipe.....	600,297	973,824	696,694	451,786	185,048	226,005	196,647
Haydite and other products.....			167,533	16,366	15,012	9,790	7,093
Total.....	\$5,392,693	\$6,944,218	\$3,552,799	\$1,690,505	\$1,024,579	\$1,261,006	\$1,369,610

<sup>1</sup>Includes fire-clay blocks and shapes worth \$90.

## MISCELLANEOUS STATISTICS

## Mining Company Incorporations

A summary of mining companies incorporated and licensed in Ontario from 1913 to 1935, inclusive, is given hereunder:—

## MINING COMPANIES INCORPORATED AND LICENSED, 1913-1935

Year	Incorporated				Extra-provincial and mortmain companies licensed	
	No.	Nominal capital	"No par" companies		No.	Capital for use in Ontario
			No.	Shares		
1913.....	119	\$78,000,000			12	\$21,735,000
1914.....	80	39,030,000			13	5,445,000
1915.....	59	42,005,000			2	10,200,000
1916.....	83	109,079,500			8	7,011,650
1917.....	100	117,183,000			7	7,302,000
1918.....	59	49,800,000			7	15,000,000
1919.....	149	223,600,000			10	9,554,197
1920.....	119	146,094,000			12	9,435,000
1921.....	67	105,715,000			6	1,030,500
1922.....	91	181,040,000			6	830,000
1923.....	88	179,295,500			6	1,775,000
1924.....	85	156,485,000			2	200,000
1925.....	70	107,400,000	4	9,010,000	3	162,510
1926.....	145	165,655,750	28	22,386,500	6	4,850,000
1927.....	199	344,145,000	30	40,034,000	10	3,260,000
1928.....	211	495,575,000	28	30,778,400	17	7,208,500
1929.....	97	142,390,000	27	32,557,200	13	1,540,000
1930.....	37	23,234,600	20	16,808,909	6	5,525,000
1931.....	44	60,670,000	15	5,909,000	1	400,000
1932.....	43	58,766,000	12	5,844,000	0	
1933.....	95	158,365,000	21	23,165,000	8	1,290,000
1934.....	212	488,335,000	82	86,183,000	9	925,000
1935.....	116	205,320,000	24	18,054,500	1	40,000

Of the 140 companies incorporated in 1935, 116 had specified capital only, 24 were companies having shares without nominal or par value exclusively, and 5 companies had shares of both kinds.

## EXTRA-PROVINCIAL COMPANIES LICENSED BY ORDER-IN-COUNCIL IN 1935

Name of company	Place of incorporation	Date of license (O.C.)	Value of land holdings in Ontario
Parry Sound Mining and Developing Company . .	Massachusetts <sup>1</sup>	Jan. 25	\$40,000

<sup>1</sup>Where a company is of foreign incorporation, or is incorporated in a province of Canada other than Quebec with which a reciprocity agreement exists, it is necessary for it to take out an Extra-Provincial License to do business in Ontario and to declare the amount of capital for use in Ontario.

## MINING COMPANIES INCORPORATED IN ONTARIO IN 1935 HAVING SHARES WITHOUT NOMINAL OR PAR VALUE

Name of company	Head office	Date of incorporation	No. of shares
Avocalon Extension Syndicate, Limited . . . . .	Toronto . . . . .	Jan. 22	2,500
Blackburn Pattison Mines, Limited . . . . .	Toronto . . . . .	June 28	3,000,000
Brimac Exploration and Development, Limited . . . . .	Toronto . . . . .	April 1	40,000
Canadian Multi-Cell, Limited . . . . .	Toronto . . . . .	April 23	250,000
Corinth Mines, Limited . . . . .	Toronto . . . . .	Jan. 17	40,000
Crespay Slate Products, Limited <sup>1</sup> . . . . .	Toronto . . . . .	Oct. 14	250,000
Deseronto Refineries, Limited <sup>1</sup> . . . . .	Deseronto . . . . .	Sept. 4	50,000
Forty Five Mile Post Syndicate, Limited . . . . .	Toronto . . . . .	Jan. 9	25,000
Gachin Gold, Limited . . . . .	Toronto . . . . .	Aug. 29	550,000
Hanna Fuels, Canada, Limited . . . . .	Toronto . . . . .	Jan. 16	1,000
Hisbert Mines, Limited . . . . .	Toronto . . . . .	Jan. 16	3,000,000
Ingram Radium, Limited . . . . .	Toronto . . . . .	Aug. 26	4,000
Kir-Vit Gold Mines, Limited . . . . .	Toronto . . . . .	Dec. 3	10,000
Leacroft Mining Service, Limited <sup>1</sup> (private) . . . . .	Toronto . . . . .	Sept. 6	90,000
M. and R. Airways, Limited <sup>1</sup> . . . . .	Toronto . . . . .	May 17	10,000
Mac-Ryan Enterprises, Limited . . . . .	Toronto . . . . .	July 24	10,000
Minaura Mines, Limited . . . . .	Toronto . . . . .	Nov. 22	200,000
Mining Projects of Canada, Limited . . . . .	Toronto . . . . .	Dec. 13	1,000,000
North American Land and Minerals, Limited . . . . .	Toronto . . . . .	Nov. 4	3,500,000
O'Neill Thompson Gold Mines, Limited . . . . .	Ottawa . . . . .	Aug. 26	3,000,000
Peers Placer Gold, Limited . . . . .	Toronto . . . . .	July 8	1,000,000
Rush Bay Holding Company, Limited, The . . . . .	North Bay . . . . .	Jan. 26	12,000
Soo Diamond Drilling Company, Limited <sup>1</sup> . . . . .	Sault Ste. Marie . . . . .	Jan. 12	10,000
Wineva Gold Mines, Limited . . . . .	Toronto . . . . .	Dec. 27	2,000,000
Total (24 companies) . . . . .			18,054,500

<sup>1</sup>See also list with specified capital. Five companies having both specified capital and "no par" shares are included in both lists.

## ONTARIO COMPANIES WITH SPECIFIED CAPITAL INCORPORATED IN 1935

Name of company	Head office	Date of incorporation	Capital
Adelaide Gold Mines, Limited . . . . .	Toronto . . . . .	Sept. 27	\$3,000,000
Aerial Prospectors, Limited . . . . .	Toronto . . . . .	Feb. 26	100,000
Amorada Gold Mines, Limited . . . . .	Toronto . . . . .	April 3	3,000,000
Ardmore Properties, Limited . . . . .	Toronto . . . . .	May 17	40,000
Argosy Gold Mines, Limited . . . . .	Toronto . . . . .	May 2	3,000,000
Avon Exploration Company, Limited . . . . .	Stratford . . . . .	April 4	100,000
Ascot Gold Mines, Limited . . . . .	Toronto . . . . .	April 1	3,000,000
Athabaska Beaverlodge Gold Mines, Limited . . . . .	Toronto . . . . .	Mar. 15	3,000,000
Athabaska Grant Mines, Limited . . . . .	Toronto . . . . .	Mar. 28	25,000
Athabaska Portal Gold Mines, Limited . . . . .	Toronto . . . . .	April 6	3,000,000
Axis Gold Exploration, Limited . . . . .	Toronto . . . . .	April 1	40,000

ONTARIO COMPANIES WITH SPECIFIED CAPITAL INCORPORATED  
IN 1935—*Continued*

Name of company	Head office	Date of incorporation	Capital
Baden Gold Mines, Limited	Elk Lake	Jan. 24	2,000,000
Beaverhouse Lake Gold Mines, Limited	Haileybury	June 8	3,000,000
Benneweiss Gold Mines, Limited	Toronto	Feb. 1	40,000
Big Master Consolidated Gold Mines, Limited	Toronto	April 2	3,000,000
Big Seven Gold Mines, Limited	Windsor	Oct. 5	40,000
Bluenose Gold Mines, Limited	Toronto	Jan. 21	3,000,000
Brazilian Gold Syndicate, Limited	Toronto	May 13	150,000
Buffalo Beardmore Gold Mines, Limited	Toronto	Jan. 18	3,000,000
Bullion Basin Mines, Limited	Toronto	Dec. 4	1,000,000
Canadian Nepheline, Limited	Toronto	Aug. 19	30,000
Canyon Creek Gold Mines, Limited	Toronto	Mar. 27	3,000,000
Capps Gold Mines, Limited	Toronto	July 9	3,000,000
Ceres Explorations, Limited	Ottawa	Feb. 2	250,000
Champion Long Lac Gold Mines, Limited	Toronto	May 10	5,000,000
Cincinnati-Porcupine Mines, Limited	Toronto	July 5	2,500,000
Corless Patricia Gold Mines, Limited	Toronto	Jan. 7	3,000,000
Crespay Slate Products, Limited	Toronto	Oct. 14	250,000
Dan Cushing, Limited	Toronto	Mar. 2	40,000
Darkwater Mines, Limited	Toronto	Oct. 22	1,500,000
Deseronto Refineries, Limited	Deseronto	Sept. 4	150,000
Duquesne Mines, Limited	Toronto	April 12	5,000,000
Elora Gold Mines, Limited	Toronto	Aug. 20	3,000,000
Emperor Gold Syndicate, Limited	Toronto	Dec. 2	100,000
Excelsior Gold Mines, Limited	Toronto	Feb. 19	100,000
Fairmac Silver Mines, Limited	Toronto	June 14	3,000,000
Falcon Gold Mines, Limited	Toronto	Sept. 10	2,500,000
Florence River (Quebec) Gold Mines, Limited	Toronto	Oct. 11	3,000,000
Fox Lake Gold Mines, Limited	London	May 13	1,000,000
Garth Chiboug Gold Syndicate, Limited	Toronto	May 21	100,000
Geraldton Long Lac Gold Mines, Limited	Toronto	Aug. 14	2,500,000
Gilmour Gold Mines, Limited	Toronto	Aug. 2	3,000,000
Gold Creek Mines, Limited	Toronto	Jan. 8	1,000,000
Gold Fern Mines, Limited	Toronto	April 1	2,000,000
Gold Quartz Mining Corporation, Limited	Toronto	Feb. 12	2,000,000
Goward Gold Mines, Limited	Toronto	Feb. 13	3,000,000
Gunter Galena Mines, Limited	Toronto	April 18	100,000
Harrison-Hibbert Mines, Limited	Toronto	May 30	1,000,000
Hottah Lake Gold and Radium Mines, Limited	Toronto	May 7	3,000,000
Hutchinson Lake Gold Mines, Limited	Toronto	June 27	3,000,000
Industrial Metal Recovery Corporation, Limited	Toronto	July 26	1,000,000
Joannes Gold Mines, Limited	New Liskeard	Aug. 29	3,000,000
Jowsey Denton Gold Mines, Limited	Toronto	Jan. 16	3,000,000
Jubilee Long Lac Gold Mines, Limited	Toronto	Feb. 9	3,000,000
Killeon Gold Syndicate, Limited	Toronto	April 26	35,000
Kittson Hazelton Gold Mines, Limited	Toronto	Jan. 2	3,500,000
Kotter Gold, Limited	Toronto	July 24	40,000
Lacoma Gold Mine, Limited	Toronto	May 11	3,000,000
Lake Expanse Gold Mines, Limited	Toronto	July 8	3,000,000
La Sarre Gold Mines, Limited	Toronto	June 11	3,000,000
Leacroft Mining Service, Limited <sup>1</sup> (private)	Toronto	Sept. 6	10,000
Legren Gold Mines, Limited	Kirkland Lake	June 26	250,000
Leitch Gold Mines, Limited	Toronto	July 23	3,000,000
Liberty-Lorne Gold Mines, Limited	Toronto	Mar. 9	2,500,000
Lost River Gold Mining Company, Limited, The	Kapuskasing	July 13	40,000
M. and R. Airways, Limited <sup>1</sup>	Toronto	May 17	40,000
Macaboug Exploration Company, Limited	Toronto	Sept. 11	75,000
Madsen Red Lake Gold Mines, Limited	Toronto	Mar. 8	3,000,000
Mann Consolidated Silver Mines, Limited	Toronto	July 3	3,000,000
Marten Rapids Gold Syndicate, Limited	Toronto	April 13	125,000
Mines Purchasing Corporation, Limited	Toronto	April 11	100,000
Morris Kirkland Gold Mines, Limited	Toronto	Jan. 11	2,500,000
Mud Lake Gold Mines, Limited	Toronto	Aug. 7	3,000,000

ONTARIO COMPANIES WITH SPECIFIED CAPITAL INCORPORATED  
IN 1935.—Continued

Name of company	Head office	Date of incorporation	Capital
Murmac Lake Athabaska Mines, Limited.....	Toronto.....	April 5	3,000,000
New Golden Rose Mines, Limited.....	Toronto.....	April 4	3,000,000
Norcastle Gold Mines, Limited.....	Toronto.....	Aug. 7	1,500,000
Olive Gold Mines, Limited.....	Toronto.....	Jan. 4	3,000,000
Omega Gold Mines, Limited.....	McVittie.....	May 16	5,000,000
Orphan Gold Mines, Limited.....	Jellicoe.....	May 4	2,000,000
Parmoray Development and Mining Co., Ltd.....	Toronto.....	Mar. 12	40,000
Perseverance Mining and Development Co., Ltd.....	Toronto.....	May 17	100,000
Polaris Gold Mines (Canada), Limited.....	Toronto.....	April 12	3,000,000
Porcupine Reef Gold Mines, Limited.....	Toronto.....	Oct. 1	3,000,000
Porquin Gold Mines, Limited.....	Toronto.....	Aug. 27	3,000,000
Primrose Exploration Company, Limited.....	Ottawa.....	July 19	250,000
Producer Mines, Limited.....	Toronto.....	May 9	200,000
Prospectors' Interests, Limited.....	Toronto.....	April 9	100,000
Quebec Maidens Silver Prospectors, Limited.....	Toronto.....	May 29	25,000
Rhodes Exploration and Finance of Canada, Limited.....	Toronto.....	April 17	250,000
Rosedale Gold Mines, Limited.....	Toronto.....	May 3	3,000,000
Sagamore Mines, Limited.....	Toronto.....	Aug. 29	3,000,000
Sagawichewan Gold Mines, Limited.....	Toronto.....	Mar. 1	3,000,000
Sand River Gold Mining Company, Limited.....	Toronto.....	Feb. 8	3,000,000
Shenagon Gold Mines, Limited.....	Toronto.....	Mar. 14	3,000,000
Shinintree Gold Mines, Limited.....	Toronto.....	Mar. 19	1,000,000
Silverado Gowganda Mines, Limited.....	Toronto.....	April 27	2,000,000
Skookum Gold Mines, Limited.....	Toronto.....	Dec. 19	4,000,000
Soo Diamond Drilling Company, Limited <sup>1</sup> .....	Sault Ste. Marie.....	Jan. 12	30,000
South Tiblemont Gold Mines, Limited.....	Toronto.....	Feb. 7	2,500,000
Spoooner Gold Mines, Limited.....	Toronto.....	Jan. 5	3,000,000
St. Albans Canadian Gold Holdings, Limited.....	Ottawa.....	June 18	100,000
States-Canadian Gold Mine, Limited.....	Toronto.....	June 6	60,000
Sycee Cobalt Silver Mines, Limited.....	Toronto.....	July 30	1,000,000
Tecumseh Gold Mines, Limited.....	Toronto.....	April 18	2,000,000
Tombill Gold Mines, Limited.....	Empire.....	Oct. 17	1,000,000
Transcanada Share Corporation, Limited.....	Toronto.....	Jan. 7	500,000
Trinova Cobalt Silver Mines, Limited.....	Toronto.....	July 11	1,500,000
Tyrantite Mines, Limited.....	Kirkland Lake.....	Sept. 23	3,000,000
Universal Gold Investments, Limited.....	Toronto.....	Mar. 26	505,000
Val D'Or Mineral Holdings, Limited.....	Toronto.....	Sept. 5	750,000
Vanderbilt Gold Mines, Limited.....	Toronto.....	Sept. 12	500,000
Vortex Deloro Mines, Limited.....	Toronto.....	May 10	40,000
Wendigo Mines, Limited.....	Toronto.....	Jan. 4	2,000,000
Wesley Gold Mines, Limited.....	Toronto.....	Feb. 6	3,000,000
White Otter Mines, Limited.....	Hamilton.....	June 10	500,000
Wilport Gold Mines, Limited.....	Toronto.....	Nov. 14	3,000,000
Total (116 companies).....			\$205,320,000

<sup>1</sup>"No par" shares issued in addition. See list of companies having shares without nominal or par value.

### Mining Revenue and Expenditures

The revenue of the Department of Mines for the fiscal year ending October 31, 1934, was \$1,487,886.94, as compared with \$942,721.62 in the previous year. Expenditures were \$298,520.74. In February, 1935, the end of the fiscal year for provincial revenue accounts was changed by the Legislature from October 31 to March 31. The first table below covers a five months' period, November 1, 1934, to March 31, 1935, and the second, the fiscal year ending March 31, 1936.

## REVENUE, DEPARTMENT OF MINES, NOV. 1, 1934, TO MAR. 31, 1935

## ORDINARY:

Sand and gravel—			
Royalties.....	\$12,225.21		
Licenses.....	200.00		
			\$12,425.21
Casual fees.....	\$501.40		
Sale of record books, Unwrought Metal Sales Act.....	26.00		
Gas leases.....	400.00		
			927.40
Inspection—cable-testing fees.....			2,243.01
Assessment—			
Acreage tax.....	\$10,725.56		
Gas tax.....	819.72		
			11,545.28
Chemical and assay—fees.....			878.10
Mine rentals—			
Mining leases.....	\$3,002.87		
Licenses of occupation.....	4,534.14		
			7,537.01
Miners' licenses.....			16,6059.2
Fees—			
Recording.....	\$34,785.93		
Miscellaneous.....	1,750.50		
Maps—sales.....	916.52		
			37,452.95
Natural Gas Commissioner—permits.....	\$1,270.81		
Sulphur Fumes Arbitrator—damages.....	2,248.98		
Temiskaming Testing Laboratories—fees.....	4,766.71		
Salaries, expenses, etc.....	30.00		
			8,316.50

## CAPITAL:

Mining recorders—mining land sales.....		\$97,934.71	
			32,403.47
Total revenue.....			\$130,338.18

## REVENUE, DEPARTMENT OF MINES, APRIL 1, 1935, TO MAR. 31, 1936

## ORDINARY:

Sand and gravel—			
Royalties.....	\$24,333.57		
Licenses.....	1,550.00		
			\$25,883.57
Casual fees.....	\$1,432.26		
Sale of record books, Unwrought Metal Sales Act.....	41.15		
Gas leases.....	5,770.00		
Expenses re lignite.....	12.00		
Dredging leases.....	112.00		
			7,367.41
Inspection—cable-testing fees.....			5,030.57
Assessment—			
Acreage tax.....	\$42,554.20		
Profit tax.....	1,400,656.14		
Gas tax.....	33,626.14		
			1,476,836.48
Chemical and assay—fees.....			1,854.63
Mine rentals—			
Mining leases.....	\$8,986.04		
Licenses of occupation.....	5,261.62		
			14,247.66
Miners' licenses.....			70,328.79
Fees—			
Recording.....	\$106,125.29		
Miscellaneous.....	4,870.23		
Maps—sales.....	2,680.26		
Sale of machinery.....	150.00		
			113,825.78
Natural Gas Commissioner—permits.....	\$1,487.51		
Sulphur Fumes Arbitrator—damages.....	4,284.37		
Temiskaming Testing Laboratories—fees.....	17,291.71		
Salaries, expenses, etc.....	102.00		
			23,165.59

## CAPITAL:

Mining recorders—mining land sales.....		\$1,738,540.48	
			49,103.27
Total revenue.....			\$1,787,643.75

SUMMARY OF BUSINESS TRANSACTED IN THE SEVERAL MINING DIVISIONS DURING 1935

Schedule item	Fort Frances	Sudbury	Porcupine	Larder Lake	Sault Ste. Marie	Port Arthur	Kowkash	Timiskaming	Cow-ganda	Montreal River	Kenora	Red Lake	Total
1. Letters received	1,007	3,947	2,917	4,191	2,107	3,077	842	1,325	788	1,036	2,860	2,262	26,359
2. Letters written	1,194	3,549	2,891	4,063	2,014	2,887	861	1,090	665	1,144	2,662	2,109	25,129
3. Miner's Licenses issued	71	675	350	430	170	631	88	188	.....	91	278	363	3,335
4. Miner's Licenses renewed	142	694	450	1,018	269	1,126	69	425	.....	241	209	401	5,113
5. Mining claims recorded	207	2,013	729	1,258	429	1,815	84	290	205	276	874	754	8,934
6. Mining claims cancelled	223	2,227	484	2,010	144	2,310	35	313	129	523	426	416	9,240
7. Agreements, transfers, etc. recorded	96	1,169	351	664	406	2,262	49	91	136	236	525	411	6,396
8. Receipts for Miner's Licenses, Permits, Recording Fees, etc.	\$3,139.00	\$25,808.25	\$11,471.85	\$19,747.00	\$6,737.05	\$33,290.65	\$1,681.75	\$5,529.00	\$2,094.25	\$4,798.25	\$11,936.60	\$13,526.50	\$139,760.15
9. Receipts as Purchase Money or Rental	\$1,420.73	\$13,972.12	\$6,671.30	\$1,359.91	\$2,663.98	\$12,760.43	\$635.02	\$208.60	\$404.45	\$1,061.42	\$1,431.69	\$11,142.29	\$56,731.94
10. Total remitted to Department	\$4,559.73	\$39,780.37	\$18,143.15	\$24,106.91	\$9,401.03	\$46,051.08	\$2,316.77	\$5,737.60	\$2,498.70	\$5,859.67	\$13,368.29	\$24,668.79	\$196,492.09
11. Claims of which surveyors' plans were filed	.....	8	.....	20	32	157	12	7	16	9	7	86	354
12. Disputes entered	.....	8	.....	12	3	36	.....	.....	.....	.....	10	12	83
13. Disputed cases decided by Recorders	.....	8	.....	12	.....	.....	.....	.....	.....	.....	.....	.....	20
14. Appeals to Mining Court	.....	.....	.....	.....	.....	.....	.....	.....	.....	.....	.....	.....	.....
15. Extensions of time granted	144	821	399	890	227	1,531	59	33	64	238	495	981	5,882
16. Certificates of Record granted	13	35	60	61	29	127	5	6	12	22	19	126	515
17. Certificates of Performance of Work granted	13	39	63	48	33	132	5	14	11	22	19	124	523
18. Claims for which papers were forwarded to the Department for issue of title	13	118	62	56	22	130	5	3	11	22	19	123	584
19. Forest Reserve Permits issued	.....	.....	.....	.....	.....	.....	.....	.....	.....	.....	.....	.....	.....
20. Substitute Miner's Licenses issued	3	7	4	9	1	14	2	.....	.....	4	1	4	49
21. Abstracts issued	286	1,717	932	1,464	497	3,939	182	169	377	552	1,088	1,268	12,471
22. Blue-prints sold	124	1,000	1,000	1,848	293	749	59	361	.....	501	249	233	6,412

In addition, the claims recorded at the Department of Mines at Toronto were 829, making a total of 9,763 for the province, as compared with 3,886 in 1930; 5,779 in 1931; 4,945 in 1932; 8,077 in 1933; and 16,888 in 1934. The previous peak year was 1927, when 15,564 claims were recorded.

## STATEMENT OF MONIES REMITTED BY MINING RECORDERS, NOV. 1, 1934, TO MAR. 31, 1935

Mining division	Name of recorder	Address	Purchase price	Maps	Miscellaneous fees	Miner's licenses	Recording fees	Total
Fort Frances	Alexander, J. A.	Fort Frances	\$1,059.00	\$23.00	\$196.00	\$148.00	\$640.00	\$2,066.00
Kowkash	Bolduc, J. P.	Tashota		5.25	12.50	89.00	628.00	734.75
Montreal River	Coghill, J. M.	Elk Lake	923.83	20.25	81.75	165.00	1,151.00	2,341.83
Gowganda	Coghill, J. M.	Elk Lake			15.50	42.00	228.00	285.50
Porcupine	O'Rourke, M. F.	South Porcupine	4,679.56	66.25	159.25	459.00	2,002.56	7,366.62
Larder Lake	Ginn, H. G.	Swastika	3,091.53	173.00	165.25	989.00	6,523.00	10,941.78
Red Lake	Holland, H. E.	Goldpines	1,665.15	32.00	229.50	376.00	2,666.00	4,968.65
Sudbury	McArthur, T. A.	Sudbury	13,768.71	56.50	203.25	704.00	3,062.00	17,794.46
Timiskaming	McAulay, N. J.	Haileybury	49.00	19.25	24.00	383.00	841.00	1,316.25
Port Arthur	McGregor, C. F.	Port Arthur	7,576.00	141.50	525.65	1,326.00	10,090.00	19,659.15
Sault Ste. Marie	Miller, W. N.	Sault Ste. Marie	197.50	39.25	76.75	310.00	2,126.00	2,749.50
Kenora	Smith, J. D. C.	Kenora	727.75	29.00	61.10	299.00	3,503.00	5,520.85
Total			\$33,738.03	\$605.25	\$1,750.50	\$5,290.00	\$33,460.56	\$74,844.34

## STATEMENT OF MONIES REMITTED BY MINING RECORDERS FOR THE FISCAL YEAR ENDING MARCH 31, 1936

Mining division	Name of recorder	Address	Purchase price	Maps	Miscellaneous fees	Miner's licenses	Recording fees	Total
Fort Frances	Alexander, J. A.	Fort Frances	\$98.63	\$68.00	\$666.50	\$1,378.00	\$1,365.00	\$4,476.13
Kowkash	Story, M. A.	Tashota	522.26	17.00	54.75	959.25	1,000.00	2,553.76
Montreal River	Bolduc, J. P.	Elk Lake	378.55	133.80	186.45	2,294.00	3,103.65	6,096.45
Gowganda	Bolduc, J. P.	Elk Lake	404.45		94.00	315.00	1,586.00	2,399.45
Porcupine	O'Rourke, M. F.	South Porcupine	3,281.27	305.50	346.75	5,348.00	11,547.10	20,828.62
Larder Lake	Ginn, H. G.	Swastika	4,330.97	508.25	473.75	9,236.00	12,630.70	27,179.67
Red Lake	Holland, H. E.	Goldpines	12,607.52	118.25	593.25	5,087.00	8,946.00	27,352.02
Sudbury	McArthur, T. A.	Sudbury	4,300.64	271.00	721.75	7,923.00	20,317.60	33,533.99
Timiskaming	McAulay, N. J.	Haileybury	211.80	115.00	120.25	4,123.00	4,022.00	8,592.05
Port Arthur	McGregor, C. F.	Port Arthur	5,907.30	294.00	1,122.43	9,899.00	21,783.00	39,005.73
Sault Ste. Marie	Miller, W. N.	Sault Ste. Marie	3,025.98	70.00	197.25	2,566.00	4,546.30	10,405.53
Kenora	Smith, J. D. C.	Kenora	599.05	134.25	293.10	3,006.00	10,016.00	14,198.40
Total			\$36,568.42	\$2,035.05	\$4,870.23	\$52,134.25	\$100,863.85	\$196,621.80



## MINING CLAIMS RECORDED IN THE SEVERAL MINING DIVISIONS, 1907 AND 1916-1935

Mining division	1907	1916	1917	1918	1919	1920	1921	1922	1923	1924	1925	1926	1927	1928	1929	1930	1931	1932	1933	1934	1935
Coleman <sup>1</sup> .....	291																				
Fort Frances.....																					
Gowganda.....		51	113	52	145	215	101	55	33	444	230	96			70	75	175	98	137	313	237
Kenora.....		47	32	48	31	25	53	168	150	77	229	935	24	40	34	244	377	114	122	207	205
Kowkash.....		160	135	2	9	31	3	148	206	438	150	28	140	520	348	194	109	203	329	933	874
Larder Lake.....	3,813	783	160	423	1,015	712	918	2,344	1,736	1,219	890	1,532	2,500	368	312	12	56	40	84	231	84
Montreal River.....	866	50	294	293	134	81	143	174	400	471	471	230	3,141	1,781	891	424	628	790	1,730	2,611	1,258
Parry Sound <sup>2</sup> .....	102	10	25	12	39	33							126	156	48	661	1,127	156	444	627	276
Porcupine.....		401	236	48	136	192	273	760	1,424	556	620	1,297	3,127	611	650	135	307	387	613	782	754
Port Arthur.....		172	180	66	171	108	120	296	222	300	494	1,278	982	1,269	691	338	609	475	900	6,842	1,815
Red Lake.....												5,827	2,018	1,100	973	305	298	185	343	1,036	751
Sault Ste. Marie.....	291	44	135	199	90	90	216	541	498	284	451	395	735	702	487	318	276	92	450	532	429
Sudbury.....	456	464	262	168	673	267	319	701	436	559	546	1,367	3,351	6,424	2,164	807	1,597	1,986	2,362	1,546	2,013
Timiskaming.....	7,860	156	269	184	244	329	159	328	971	735	634	438	875	493	346	202	78	63	256	688	290
At Toronto.....		128	95	39	231	87	145	171	116	139	226	203	795	1,576	1,186	171	142	356	307	534	476
Total.....	13,990	2,470	1,936	1,534	2,918	2,160	2,459	5,686	6,092	5,222	4,751	13,496	15,564	15,046	8,207	3,886	5,779	4,945	8,077	16,888	9,440

<sup>1</sup>Joined with Timiskaming since 1911.      <sup>2</sup>Office at Parry Sound was closed in 1921, and records are now kept at the Department of Mines, Toronto

Under *The Mining Tax Act*, a graduated tax is levied on the net profits of mining companies in excess of \$10,000 per annum. The basic rate is 3 per cent. on profits up to \$1,000,000. On profits over \$1,000,000 and up to \$5,000,000, the tax is 5 per cent.; and on profits in excess of the latter amount, the rate is 6 per cent. A part of this money is returned to organized municipalities.

The following statement, prepared by the Accounts Branch of the Department, gives details of the profit tax collected under the supervision of G. R. Mickle, Mine Assessor, for the year 1935:—

## DETAILS OF PROFIT TAX

GOLD:			
Anglo-Huronian, Limited.....		\$662.00	
Ashley Gold Mining Corporation, Limited.....		420.81	
Dome Mines, Limited.....		129,237.49	
Hollinger Consolidated Gold Mines, Limited.....		157,056.15	
Howey Gold Mines, Limited.....		8,649.85	
Kirkland Lake Gold Mining Company, Limited.....		983.35	
Lake Shore Mines, Limited.....		404,738.42	
Macassa Mines, Limited.....		8,289.39	
McIntyre-Porcupine Mines, Limited.....		116,233.75	
Minto Gold Mines, Limited.....		345.23	
Parkhill Gold Mines, Limited.....		976.19	
Sylvanite Gold Mines, Limited.....		11,461.13	
Teck-Hughes Gold Mines, Limited.....		77,127.63	
Toburn Gold Mines, Limited.....		3,995.74	
Wright-Hargreaves Mines, Limited.....		128,407.25	
			\$1,048,584.38
SILVER:			
Beaver mine.....		\$47.28	
Cobalt Properties, Limited.....		454.28	
Nipissing Mining Company, Limited.....		1,207.35	
O'Brien, M. J., Limited (O'Brien mine, \$2,798.53; Miller Lake O'Brien mine, \$5,114.42).....		7,912.95	
			9,621.86
NICKEL-COPPER:			
Falconbridge Nickel Mines, Limited.....		\$16,917.12	
International Nickel Company of Canada, Limited.....		325,532.78	
			342,449.90
Total.....			\$1,400,656.14

The figures of monies derived from sales and leases, divided according to district, do not agree with corresponding items of the preceding revenue statements, which record collections of monies actually received during the periods. Details are given in the following tables, the first of which covers the five months, November 1, 1934, to March 31, 1935, and the second, the fiscal year ending March 31, 1936.

## MINING LANDS SOLD AND LEASED, NOV. 1, 1934, TO MAR. 31, 1935

District	Sales			Leases			Total sales and leases		
	No.	Acres	Amount	No.	Acres	Amount	No.	Acres	Amount
Algoma.....	15	643.07	\$1,785.37				15	643.07	\$1,785.37
Cochrane.....	55	2,019.13	5,333.39				55	2,019.13	5,333.39
Kenora.....	24	659.77	1,655.21				24	659.77	1,655.21
Nipissing.....									
Patricia.....	28	1,097.75	3,191.52				28	1,097.75	3,191.52
Rainy River...	9	303.60	759.00				9	303.60	759.00
Sudbury.....	117	4,498.37	17,816.63				117	4,498.37	17,816.63
Thunder Bay..	41	1,599.81	4,188.30	7	298.32	\$298.32	48	1,898.13	4,486.62
Timiskaming..	25	853.41	2,229.62	9	391.71	416.73	34	1,245.12	2,646.35
Elsewhere....	4	182.17	49.29				4	182.17	49.29
Total.....	318	11,857.08	\$37,008.33	16	690.03	\$715.05	334	12,547.11	\$37,723.38

## MINING LANDS SOLD AND LEASED FOR FISCAL YEAR ENDING MARCH 31, 1936

District	Sales			Leases			Total sales and leases		
	No.	Acres	Amount	No.	Acres	Amount	No.	Acres	Amount
Algoma.....	31	1,039.85	\$2,878.48	10	394.60	\$394.60	41	1,434.45	\$3,273.08
Cochrane....	45	1,697.70	4,988.88				45	1,697.70	4,988.88
Kenora.....	60	2,246.75	5,695.95				60	2,246.75	5,695.95
Nipissing....	3	114.75	344.25	2	63.22	6.33	5	177.97	350.58
Patricia....	168	6,755.09	17,316.96				168	6,755.09	17,316.96
Rainy River..	12	504.85	1,406.13				12	504.85	1,406.13
Sudbury.....	45	1,621.44	5,405.26	16	678.95	80.60	61	2,300.39	5,485.86
Thunder Bay.	87	3,230.88	8,762.78	5	226.22	235.04	92	3,457.10	8,997.82
Timiskaming.	43	1,627.45	4,262.66	74	2,734.71	1,659.11	117	4,362.16	5,921.77
Elsewhere....	1	200.00	50.00				1	200.00	50.00
Total.....	495	19,038.76	\$51,111.35	107	4,097.70	\$2,375.68	602	23,136.46	\$53,487.03

The following is a comparative statement of mining licenses and renewals issued, claims recorded, profit tax, and total revenue during the past ten years:—

## PROSPECTING ACTIVITY, PROFIT TAX, AND TOTAL REVENUE, 1926-1935

Year	Calendar year					Fiscal year <sup>1</sup>
	New miner's licenses issued	Miner's licenses renewed	Total licenses and renewals	Mining claims recorded	Profit tax	Total mining revenue
1926.....	6,631	5,521	12,152	13,486	\$410,974.17	\$838,415.81
1927.....	6,923	7,221	14,144	15,564	340,890.08	839,793.43
1928.....	6,059	8,688	14,747	15,046	356,033.83	968,243.84
1929.....	3,271	8,049	11,320	8,207	397,004.41	882,026.05
1930.....	1,554	5,885	7,439	3,886	502,525.38	1,017,030.67
1931.....	2,174	4,808	6,982	5,779	480,300.69	799,240.06
1932.....	2,035	3,670	5,705	4,945	515,153.59	793,759.20
1933.....	3,365	3,911	7,276	8,077	679,731.07	942,721.62
1934.....	7,409	4,757	12,166	16,888	1,073,824.46	1,487,886.94
1935.....	3,335	5,113	8,448	9,763	1,400,656.14	<sup>2</sup> 1,917,981.93

<sup>1</sup>Up to and including 1934, the fiscal year was from November 1 of the previous year to October 31 of the year shown. The fiscal year now ends on March 31.

<sup>2</sup>Includes \$130,338.18 for the five months' period November 1, 1934, to March 31, 1935, and \$1,787,643.75 for the new fiscal year ending March 31, 1936.

## Temiskaming Testing Laboratories

This plant, located at Cobalt and equipped for sampling and assaying, has been operated by the Department since July, 1921, under the management of A. A. Cole, mining engineer, of the T. & N. O. Railway Commission.

## COMPARATIVE FINANCIAL STATEMENT OF THE TEMISKAMING TESTING LABORATORIES, 1922-1935

Year	Cash receipts	Earnings	Expenditures	Operating profit	Operating loss
1922.....	\$18,096.19	\$17,749.51	\$19,173.19		\$1,424.68
1923.....	18,699.22	20,117.81	19,781.25	\$336.56	
1924.....	26,032.20	25,417.61	23,206.66	2,200.95	
1925.....	19,922.37	20,041.08	20,043.31		2.23
1926.....	20,302.51	21,119.98	20,658.19	461.79	
1927.....	19,387.66	19,400.55	20,012.09		611.54
1928.....	14,875.58	14,369.66	18,181.68		3,812.02
1929.....	19,604.70	21,690.60	18,088.41	3,602.19	
1930.....	25,070.27	24,316.82	24,153.03	163.79	
1931.....	18,522.88	20,770.06	23,553.61		2,783.55
1932.....	13,323.28	11,150.42	15,219.64		4,069.22
1933.....	6,206.68	6,508.49	13,318.18		6,809.69
1934.....	9,816.20	11,359.81	12,762.68		1,402.87
1935.....	15,149.00	15,405.80	15,212.83	192.97	

### Provincial Assay Office

W. K. McNeill, Provincial Assayer and Chemist, reports as follows:—

The Provincial Assay Office, which was established in Belleville in 1898, as an aid in the development of the mineral resources of Ontario, is now situated in the East Block, Queen's Park, Toronto.

During the year 1935, a total of 5,407 samples were received at the office and reports on them issued. Of these, 3,548 were done free, as provided by R.S.O., Chap. 45, Sec. 69.

In addition complete analyses were made of 20 rocks for the geologists employed by the Department of Mines, and 218 samples were identified and reports on them issued. Several hundred samples were brought directly to the Laboratory; of these no records are kept.

Forty samples of peat were tested for the geologists of the Department and several samples of water for the Natural Gas Commissioner.

The work of the Branch was carried on with the assistance of T. E. Rothwell and W. F. Green, assayers and chemists, and Robert Stewart and William Ley, laboratory assistants.

The schedules of charges for the Provincial Assay Office and Chemical Laboratory may be obtained on application. Minerals and rocks not requiring chemical analysis are identified free of charge. Tests for radio-activity are free.

### Draughting Office, North Bay

As mining claims are recorded in each mining division, sketches and recording notices are forwarded by the recorders to the Draughting Office, North Bay, and the same practice applies when surveys are filed. Tracings are prepared from the data furnished and blue-prints supplied to the recorders and to the general public at a nominal charge. North Bay is a convenient centre, and considerable time for Northern Ontario residents is saved through the mails compared with former practice when blue-prints were prepared at Toronto. The office was established in February, 1920. It is now in charge of A. D. Williams.

---

## LIST OF MINES, QUARRIES, AND WORKS, 1935

## METALLICS

OPERATOR	MINE	MANAGER	ADDRESS
CHROMIUM			
Chromium Mining and Smelting Corp., Ltd.	Obonga Lake.....	A. R. Globe.....	Collins.
GOLD <sup>1</sup>			
Algold Mines, Ltd.	Algold.....	R. F. Mitchell.....	Gondrean.
*Algoma Summit Gold Mines, Ltd.	McCarthy-Webb (tp. 49, range 27).....	F. A. Brant.....	Gondrean.
Alschbach Gold Mining Co., Ltd.	Alschbach.....	C. Alschbach.....	Goldthorpe.
*Anglo-Huronian, Ltd.	Vipond.....	W. R. Adam.....	Timmins.
Arbade Gold Mines, Ltd.	Arbade.....	W. R. Osborne.....	10 Adelaide St. E., Toronto.
*Ardeen Gold Mines, Ltd.	Moss.....	R. Massey Williams.....	Tip Top Spur, via Port Arthur.
Argosy Gold Mines, Ltd.	Argosy.....	J. W. Robertson.....	Casummit Lake, via Stoux Lookout.
*Ashley Gold Mining Corporation, Ltd.	Ashley.....		Elk Lake.
Atnel Mines, Ltd.	Atnel.....		Hawk Junction.
Bankfield Gold Mines, Ltd.	Bankfield.....	J. W. MacKenzie.....	Geraldton.
*Barry-Hollinger Mines, Ltd.	Barry-Hollinger.....		57 Bloor St. W., Toronto.
*Bidgood Kirkland Gold Mines, Ltd.	Bidgood.....	O. I. Kuntson.....	Kirkland Lake.
Bilmac Gold Mines, Ltd.	Bilmac.....		33 Temperance St., Toronto.
Bob Tough Gold Mines, Ltd.	Bob Tough.....		207 Turner Bldg., Hamilton.
Bousquet Gold Mines, Ltd.	Bousquet.....	Lionel Brooke.....	171 Yonge St., Toronto.
Bramor Mining (Ontario), Ltd.	Bramor.....	G. F. Milne.....	Shimmgree.
*Buffalo Ankerite Gold Mines, Ltd.	Buffalo Ankerite.....	Chas. L. Hershman.....	South Porcupine.
	Marburan.....		
Buffalo Beardmore Gold Mines, Ltd.	Buffalo Beardmore.....	L. Bruce.....	Empire.
*Canusa Gold Mines, Ltd.	Canusa.....	Robt. Schram.....	South Porcupine.
Canyon Creek Gold Mines, Ltd.	Canyon Creek.....	E. B. James.....	Shimmgree.
*Caouette Claims (Afton).....	Caouette claims.....		217 Bay St., Toronto.
Casey Contact Gold Mines, Ltd.	Bremnan-Kenty.....	H. M. Parrington.....	Jellicoe.
Central Matachewan Mining Corp., Ltd.	Central Matachewan.....		330 Bay St., Toronto.
*Central Patricia Gold Mines, Ltd.	Central Patricia.....	A. J. Anderson.....	Pickle Crow.
Central Porcupine Mines, Ltd.	Central Porcupine.....	F. G. Stevens.....	Schunmacher.
Churchill Mining and Milling Co., Ltd.	Churchill.....		45 Richmond St. W., Toronto.
*Clark Gold Mines, Ltd.	Clark.....	R. R. Clark.....	Dymont.

<sup>1</sup>The names of companies whose mines are producing are marked with an asterisk (\*).

OPERATOR	MINE	MANAGER	ADDRESS
<i>GOLD—Continued</i>			
Cole Gold Mines, Ltd.	Cole	John Y. Cole	Cole, Timmins.
*Concordia Gold Mining Co., Ltd.	Jones-Porter	C. L. Laederer	Mine Centre, Schumacher.
*Cone, Russell C. (under lease)	Lucky Conn.	Russell Cone	Sudbury.
*Coniarrum Mines, Ltd.	Coniarrum	John Redington	Cordova.
Consolidated Mining and Smelting Co. of Canada, Ltd.	Afton <sup>1</sup>	D. C. McKechnie	Matheson.
Consolidated Mining and Smelting Co. of Canada, Ltd. (under option).	Golden Horn.	C. A. Seaton	Flinton.
Cooper, W. D., and Barry, P. A. (under lease)	McKenzie	A. S. Hudson	Jackson Manion.
Corless Patricia Gold Mines, Ltd.	Rich Rock	C. E. White	Painkiller Lake, via Matheson.
Conslon Consolidated Gold Mines, Ltd.	McIntyre Birch Lake	W. M. Rice	330 Bay St., Toronto.
Craig Gold Mines, Ltd.	Corless Patricia	E. B. E. de Camps	Gold Park.
*Darwin Gold Mines, Ltd.	Conslon	M. H. Frobbberg	Timmins.
Delnite Mines, Ltd.	Craig	J. F. R. Akelhurst	Box 1299, Timmins.
De Santis Porcupine Mines, Ltd.	Darwin	Peter De Santis	South Porcupine.
*Dome Mines, Ltd.	Delnite	J. H. Slovel	New Liskeard.
Dumond Mining and Exploration Co., Ltd.	Dome	A. E. Dumond	Kenora.
*Dupont Mining Co., Ltd.	Dumond	J. G. Cross	Box 128, Schumacher.
EdgeLake Gold Mining Co., Ltd.	Dupont	J. M. Forbes	302 Sterling Tower Bldg., Toronto.
Edwards Gold Mines, Ltd.	EdgeLake	Lionel Brooke	9 Adelaide St. E., Toronto.
Elizabeth Gold Syndicate	Edwards	P. M. Fleming	200 Bay St., Toronto.
Falcon Gold Mines, Ltd.	Elizabeth	L. W. Adams	Haileybury.
*Fleming, P. M.	McCannell	G. C. Chase	South Porcupine.
Foley O'Brien Corporation, Ltd.	Argonaut	A. A. Kemmer	507 Confederation Life Bldg., Toronto.
Fort Hope Consolidated Gold Mines, Ltd.	Foley O'Brien	F. M. Passow	Espanola.
Fox Lake Gold Mines, Ltd.	Fort Hope	W. S. Hall	330 Bay St., Toronto.
Franklin Gold Mining Co., Ltd.	Fox Lake	S. A. Pain	Box 2048, Timmins.
*Gillics Lake—Porcupine Gold Mines, Ltd.	Ontario Champion	F. M. Passow	Gilmour.
Gilmour Gold Mines, Ltd.	Gillics Lake—Porcupine	S. A. Pain	McKenzie Island.
Gold Eagle Gold Mines, Ltd.	Gilmour	Wm. J. Simpson	Red Lake.
Golden Arm Mines, Ltd.	Gold Eagle	R. D. Jones	Swastika.
Golden Gate Mining Co., Ltd.	Golden Arm	P. G. Ferguson	Sesokinka.
Golden Summit Mines, Ltd.	Golden Gate	Goward	Gogama.
Gomak Mines, Ltd.	Golden Summit	Halerow-Swayze	Haileybury.
Goward Gold Mines, Ltd.	Gomak		709 Excelsior Life Bldg., Toronto.
*Halerow-Swayze Mines, Ltd.	Goward		

<sup>1</sup>The Afton property is now called the New Golden Rose.

Hard Rock Gold Mines, Ltd.	J. C. Dumbrielle	Geraldton.
*Harkness-Hays Gold Mines, Ltd.	J. F. Anderson	Schreiber.
Hillside Gold Mines, Ltd.		645 Queen St. E., Sault Ste. Marie, Ont.
*Hollinger Consolidated Gold Mines, Ltd. <sup>1</sup>		Ramore.
Hollinger Consolidated Gold Mines, Ltd. (under option).	Hoffinger	Timmins.
	Horwood Lake (Smith-Thorne)	Tionaga.
Horseshoe Mines, Ltd.	Frank Williams	Box 811, Kenora.
*Howey Gold Mines, Ltd.	Edward Futterer	Red Lake.
Hudson-Patricia Gold Mines, Ltd.	J. M. Thompson	Narrow Lake, via Sioux Lookout.
Jellicoe Gold Mining Co., Ltd.		83 Richmond St. W., Toronto.
*J-M Consolidated Gold Mines, Ltd.	D. M. Thomson	Jackson Mauson.
*Kenora Prospectors and Miners, Ltd.	Hilding Johnson	Kenora.
Kirkland Consolidated Mines, Ltd.	C. Spearman	702 Excelsior Life Bldg., Toronto.
Kirkland Gold Rand, Ltd.		360 St. James St. W., Montreal.
Kirkland-Hudson Bay Gold Mines, Ltd.		Box 700, New Liskeard.
*Kirkland Lake Gold Mining Co., Ltd.	P. J. Harris	Kirkland Lake.
Lafayette Long Lac Gold Mines, Ltd.	J. A. Brownlee	Geraldton.
La Fond Gold Mines, Ltd.		701 Excelsior Life Bldg., Toronto.
*Lake Shore Mines, Ltd.	E. W. Todd	Kirkland Lake.
L. B. United Mines, Ltd. (under option)	L. K. Lytle	Gold Park.
Lebel Oro Mines, Ltd.	Wm. D. M. Ross	Box 156, Sudbury.
Letell Gold Mines, Ltd.	W. J. Haeker	Empire.
*Little Long Lac Gold Mines, Ltd.	A. A. Barton	Oktend.
Longlac Lagoon Gold Mines, Ltd.		85 Richmond St. W., Toronto.
Macassa Mines, Ltd.	G. A. Howes	Kirkland Lake.
Macandrew Red Lake Gold Mines, Ltd.	N. R. Morrison	Red Lake.
*Mac-Auer Gold Mines, Limited		University Tower, Montreal, Que.
McDonough Mining Syndicate, Ltd.		67 Yonge St., Toronto.
*McIntyre-Porcupine Mines, Ltd.	R. J. Emnis	Schumacher.
Macjoe Sturgeon Gold Mines, Ltd.	A. Rosenlund	Jellicoe.
*McKenzie Red Lake Gold Mines, Ltd.	J. L. Ramsell	McKenzie Island.
*McLaren-Porcupine Gold Mines, Ltd.	J. M. McLaren	South Porcupine.
MacLeod-Cockshutt Gold Mines, Ltd.		85 Richmond St. W., Toronto.
*McMartin, J. Bruce	J. Bruce McMartin	941 Dominion Square Bldg., Montreal.
*McMillan Gold Mines, Ltd.	G. M. Miller	Sudbury.
Madsen Red Lake Gold Mines, Ltd.	A. Honsberger	Red Lake.
Magnet Lake Gold Mines, Ltd.		85 Richmond St. W., Toronto.
Manitoba and Eastern Mines, Ltd.	Jas. G. MacGregor	Timagami.
Martin Bird Syndicate	John Campbell	Larder Lake.
*Matachewan Consolidated Mines, Ltd.	Thos. L. Wells	Elk Lake.
Matachewan Pioneer Syndicate	H. A. Steven	Matachewan.
May-Spiers Gold Mines, Ltd.	Nelson Spiers	Red Lake.

<sup>1</sup>See also Young-Davidson Mines, Ltd.

OPERATOR	MINE	MANAGER	ADDRESS
*Miller Independence Mines (1924), Ltd.	Miller Independence		39 New Bank of Toronto Bldg., London.
Milmac Mines, Ltd.	Milmac		612 Queen St. E., Sault Ste. Marie.
*Minto Gold Mines, Ltd.	Cooper Jubilee	John Knox, Jr.	Wawa.
*Moffatt-Hall Mines, Ltd.	Moffatt-Hall	C. F. Tuer	Haileybury.
Morris Kirkland Gold Mines, Ltd.	Morris Kirkland	T. C. Fawcett	King Kirkland.
*Munro Croesus Mines, Ltd.	Munro Croesus	J. E. Grant	Haileybury.
Murray-Algonia Mining Co., Ltd.	Murray-Algonia	G. J. Lamb	Hawk Junction.
Marwood Gold Mines, Ltd. (under option).	Big Master	E. A. Boadway	Wabigoon.
*Nayboh Gold Mines, Ltd.	Hayden	Robt. J. Naylor	Timmins.
Neville Canadian Gold Mines, Ltd.	Neville Canadian		347 Bay St., Toronto.
*North Shores Gold Mines, Ltd.	North Shores	D. E. Grabau	Schreiber.
*Northern Empire Mines Co. Ltd.	Northern Empire	R. J. Hendricks	Empire.
Northern Mines, Incorporated.	Wabigoon-Contact		516 Wallbridge Bldg., Buffalo, N.Y.
Olive Gold Mines, Ltd.	Olive	F. G. Huycke	Mine Centre.
Omega Gold Mines, Ltd.	Omega	A. D. Campbell	Larder Lake.
Oro Plata Mining Co., Ltd.	Oro Plata		1005 Federal Bldg., Toronto.
Pamour Porcupine Mines, Ltd.	Pamour	R. M. Macaulay	Pamour.
*Parkhill Gold Mines, Ltd.	Parkhill	R. E. Barrett	Gold Park.
*Paymaster Consolidated Mines, Ltd.	Paymaster Consolidated	Chas. E. Cook	South Porcupine.
*Pickle Crow Gold Mines, Ltd.	Pickle Crow	Alex. G. Hattie	Pickle Crow.
Porcupine Lake Gold Mining Co., Ltd.	Porcupine Lake (Hunter)		112 Yonge St., Toronto.
Porcupine Peninsular Gold Mines, Ltd.	Porcupine Peninsular	J. M. Wilson	Golden Arm, Red Lake.
*Red Crest Gold Mines, Ltd.	Rowan Discovery	W. P. Mackle	Red Lake.
Red Lake Gold Shore Mines, Ltd.	Red Lake Gold Shore		Red Lake.
Richelieu Gold Mines, Ltd.	Richelieu		330 Bay St., Toronto.
Riekard Ramore Gold Mines, Ltd.	Raty	H. Hollands-Hurst	Iroquois Falls.
*St. Anthony Gold Mines, Ltd.	St. Anthony	R. P. Teare	Savant Lake.
Sakoose Gold Mines, Ltd.	Sakoose		231 St. James St., Montreal, Que.
Selected Canadian Golds, Ltd. (under option)	Sultana		Bank of Commerce Bldg., Toronto.
Selected International Mines, Ltd. (under lease)	Cheltonia-Swastika		Swastika.
Shenango Gold Mines, Ltd.	Shenango	C. J. Poole	Oba.
Shimintree Gold Mines, Ltd.	Shimintree	Jack Owens	Shimintree.
*Smith, S. B.	Van Sickle	Lionel Brooke	Cleveland, Ohio.
*Sol-D'Or Gold Mines, Ltd.	Sol-D'Or	Dr. H. S. Hicks	Narrow Lake.
South Shore Gold Syndicate	South Shore	R. J. C. Godden	Box 542, South Porcupine.
South Vermillion Gold Mines, Ltd.	South Vermillion	A. Pacitto	Mine Centre.
Stanley Gold Mines, Ltd.	Stanley	S. MacDougall	Wawa.

## GOLD—Continued



Straw Lake Beach Gold Mines, Ltd.	Straw Lake Beach	Frank Carnegie	Emo.
Sturgeon River Gold Mines, Ltd.	Sturgeon River	C. M. Bowyer	Jellicoe.
Supreme Gold Mines, Ltd.	Supreme	Walter F. Stewart	Savant Lake.
Swain, Harris, and Cavano	Swain-Harris-Cavano		Narrow Lake.
*Sylvanite Gold Mines, Ltd.	Sylvanite	C. E. Rodgers	Kirkland Lake.
*Tashota Goldfields, Ltd.	Tashota	A. Robertson	Tashota.
*Teck-Hughes Gold Mines, Ltd.	Teck-Hughes	R. J. Henry	Kirkland Lake.
Teddy Bear Valley Mines, Ltd.	Teddy Bear Valley	Edward H. Orser	Lightning River.
Thesauros Gold Mines, Ltd.	Thesauros		320 Bay St., Toronto.
*Toburn Gold Mines, Ltd.	Toburn	M. W. Hotchkin	Kirkland Lake.
Tombill Gold Mines, Ltd.	Tombill	R. J. Hendricks	Empire.
*Vermilion Operating Co. (under lease)	Vermilion Lake	Joseph Berini	Stoux Lookout.
Vimy Gold Mines, Ltd.	Vimy	W. L. Brown	Ramore.
Wells Longlac Mines, Ltd.	Magnet Lake		Geraldton.
Wells Longlac Mines, Ltd. (under option)	Stagee		
Wendigo Gold Mines, Ltd.	Wendigo	C. L. Spencer	Kenora.
West Red Lake Gold Mines, Ltd.	West Red Lake		11 King St. W., Toronto.
*Wright-Hargreaves Mines, Ltd.	Wright-Hargreaves	M. W. Summerhayes	Kirkland Lake.
*Young-Davidson Mines, Ltd. (under agreement with Hollinger Consol. Gold Mines)	Young-Davidson		Elk Lake.
Young-Shannon Gold Mines, Ltd.	Young-Shannon	C. T. Young	1 Toronto St., Toronto.
	Martin		

MOLYBDENITE

Phoenix Molybdenite Corporation, Ltd.	Phoenix	F. L. Stinson	Ashlad.
---------------------------------------	---------	---------------	---------

NICKEL AND COPPER

Cuniptau Mines, Ltd.	Cuniptau	Geo. M. Lee	Goward.
Falconbridge Nickel Mines, Ltd.	Falconbridge	Ernest Craig	Falconbridge.
International Nickel Co. of Canada, Ltd.	Creighton	S. J. Kidder	Creighton.
Van Nickel Mines, Ltd.	Frood	F. J. Eager	Frood.
	Delta	W. F. Taylor	Worthington.

RADIUM

Canada Radium Mines, Ltd.	Canada Radium	Frank Austin	Cheddar.
---------------------------	---------------	--------------	----------

OPERATOR	MINE OR WORKS	MANAGER	ADDRESS
<b>SILVER AND COBALT</b>			
Bellorain Mines, Ltd.	Bellellen	Max Kaplan	Kirkland Lake.
Cobalt Properties, Ltd.	Cobalt Properties.	Arthur Brocklebank	Cobalt.
Cobnor Silver Mines, Ltd.	Cobnor	H. F. Fancy	Cobalt.
Comet Leasing Co. (under lease)	Drummond	Bruce Williams	Kirkland Lake.
Dean and Downey (under lease)	Wettlauffer	Ralph Downey	Cobalt.
Hudson Bay Mines, Ltd.	Hudson Bay		Box 700, New Liskeard.
Martin, George (under lease)	Crown Reserve	George Martin	Cobalt.
Miller, H. G. (under lease)	Canadian Lorrain		Silver Centre.
	Keeley	H. G. Miller	
Morgenthau, A. G.	Beaver	A. G. Morgenthau	2108 South Second St., Philadelphia.
Morrison Mines, Ltd.	Morrison		165 Sparks St., Ottawa.
Mosher, Richardson, and Lafrange (under lease)	Buffalo	I. E. Mosher	Cobalt.
Nipissing Mining Co., Ltd.	Nipissing	Hugh Park	Cobalt.
	Cross Lake	W. A. O'Flynn	Cobalt.
O'Brien, Ltd., M. J.	Miller Lake O'Brien	H. G. Kennedy	O'Brien.
O'Donald, J. C. (under lease)	Silver Queen	J. C. O'Donald	Cobalt.
Price, C. W. (under lease)	Foster	C. W. Price	Cobalt.
Rowe and Stuckey (under lease)	Frontier		Silver Centre.
Sandoe and Moyle (under lease)	Temisaming	Alfred Rowe	Cobalt.
Silver Cliff Syndicate (under lease)	Silver Cliff	Richard Sandoe	Cobalt.
Silverado Gowganda Mines, Ltd. (under lease)	Silverado		Cobalt.
Sirola, Donald E. (under lease)	Colonial	F. E. Forster	347 Bay St., Toronto.
Smith Cobalt Mines, Ltd.	Smith Cobalt	Donald E. Sirola	Kirkland Lake.
Wood, A. (under lease)	Dominion Reduction Co. mill	D. G. Russell	Cobalt.
		A. Wood	Cobalt.
<b>METALLURGICAL WORKS</b>			
Algoma Steel Corporation, Ltd.	Iron blast furnace	Jas. H. Bell	Sault Ste. Marie, Ont.
Canadian Furnace Co., Ltd.	Iron blast furnace	W. J. Higgins	Port Colborne.
Canadian Industries, Ltd.	Acid and chemical plant	E. Jordan	Copper Cliff.
Deloro Smelting and Refining Co., Ltd.	Silver-cobalt refinery	S. B. Wright	Deloro.
Falconbridge Nickel Mines, Ltd.	Nickel-copper smelter	M. J. Tamplin	Falconbridge.
	Nickel-copper smelter	Peter Macdonald	Copper Cliff.
	Nickel-copper smelter	Peter Macdonald	Coniston.
International Nickel Co. of Canada, Ltd.	Nickel refinery	H. W. Walter	Port Colborne.
Ontario Refining Co., Ltd.	Electrolytic copper refinery	F. Benard	Copper Cliff.
Steel Company of Canada, Ltd.	Iron blast furnace	R. A. Gillies	Hamilton.

## NON-METALLICS

## ACTINOLITE

Building Services, Ltd. .... Actinolite, Elzevir tp., Hastings co. .... Kenneth E. Rea. .... 1529 Macgregor St., Montreal, Que.

## ARSENIC

Deloro Smelting and Refining Co., Ltd. .... Silver-cobalt refinery. .... S. B. Wright. .... Deloro.

## BARITE

Barytes Products, Ltd. .... Bellew, N. Burgess tp., Lanark co. (idle in 1935). .... H. C. Bellew. .... Box 282, Montreal, Que.  
 Canada Night Hawk Mines, Ltd. .... Canada Night Hawk. .... 305 Sterling Tower Bldg., Toronto.  
 Glendinning, H. .... Yarrow tp., Timiskaming dist. (idle). .... 387 Bloor St. E., Toronto.  
 Weaver (Minerals), Ltd. .... Tionaga, Penhorwood tp., Sudbury dist. .... 34 King St. E., Toronto.

## DIATOMITE

Diatomite Products, Ltd. .... Martin's Siding, Muskoka dist. .... C. Lindley Wood. .... 409 Metropolitan Bldg., Toronto.  
 Dominion Diatomite, Ltd. (now F. P. Macklem). .... Lot 3, con. I, Perry tp., Parry Sound dist. .... F. P. Macklem. .... 612 King St. W., Toronto.  
 Air-Lite Silica Co., Ltd. .... Muskoka Falls. .... A. J. P. Care. .... 32 Lyall Ave., Toronto.

## FELDSPAR

Barr, Walter J. .... Renfrew, N.  $\frac{1}{2}$  lot 24, con. XVI, Fraser tp., Renfrew co. .... W. J. Barr. .... Indian, C.N.R.  
 Bathurst Feldspar Mines, Ltd. (shipped only) .... Bathurst, Bathurst tp., Lanark co. .... T. H. Craig. .... 10 Victoria St., Perth.  
 Charette and Son, S. .... Lot 1, con III, Burwash tp., Sudbury dist. .... S. Charette. .... Estate P.O.  
 Craig, T. H. .... W.  $\frac{1}{2}$  lot 12, con. IX, Bathurst tp., Lanark co. .... T. H. Craig. .... 10 Victoria St., Perth.  
 Frontenac Floor and Wall Tile Co., Ltd. .... Grinding plant, Kingston. .... A. M. Perryman. .... Box 178, Kingston.  
 Gunter, Judson A. .... Sabine tp., Nipissing dist. .... J. A. Gunter. .... Princes Lake.  
 MacDonald, P. .... Hybla. .... P. MacDonald. .... Hybla.  
 Renfrew Minerals, Ltd. .... Quadeville. .... C. Lentz. .... Rockingham.

OPERATOR	MINE, QUARRY, OR WORKS	MANAGER	ADDRESS
FLUORSPAR			
Stoklosar, Chas. A. ....	W. ½ lot 3, con. 1, Madoc tp., Hastings co.	Chas. A. Stoklosar. ....	Madoc.
GRAPHITE			
Black Donald Graphite Co., Ltd. ....	Black Donald, Brougham tp., Renfrew co.	R. F. Bunting. ....	Calabogie.
GYPSUM			
Canadian Gypsum Co., Ltd. ....	Hagersville. ....	W. J. Allen. ....	Hagersville.
Gypsum, Lime and Alabastine, Canada, Ltd.	Caledonia. ....	L. V. Robinson. ....	Caledonia.
IRON PYRITES AND SULPHURIC ACID			
Canadian Industries, Ltd. ....	Acid plants, Copper Cliff. ....	G. G. Vincent. ....	Copper Cliff.
Canadian Pyrites, Ltd. ....	Caldwell mine, Flower station (idle in 1935)	O. M. Hook, Sec. ....	1400 Guardian Bldg., Cleveland, Ohio.
MICA			
Bennett, H. V. ....		H. V. Bennett. ....	6 Church St., Perth.
Kent Bros. (buyers) ....		W. C. Kent. ....	114 Gore St., Kingston.
Lee and Son, W. W. ....	Bob's Lake mine	A. J. Lee. ....	Bedford Mills.
Loughborough Mining Co., Ltd.	Various prospects. ....	General Electric Co. ....	Schenectady, N.Y.
Martin, A. G. (buyer) ....		A. G. Martin. ....	236 Besserer St., Ottawa.
30 Island Lake Mica Co. ....	Frontenac and Lanark counties	S. H. Orser. ....	Verona.
MINERAL WATERS			
Carlsbad, Ltd. (now T. R. Boyd) ....	Carlsbad Springs. ....	T. R. Boyd. ....	Carlsbad Springs.
Deneault, F. ....	Bourget Springs. ....	F. Deneault. ....	Bourget.
Gurd and Co., Ltd., Chas. ....	Caledonia tp., Prescott co. ....		1016 Bleury St., Montreal, Que.

## NEPHELINE SYENITE

Canadian Nepheline, Ltd.	Lot 14, con. IX, Methuen tp., Peterborough co.	H. R. Deeth	Lakefield.
PEAT			
Caledon Peat Co.	Lot 27, con. I, Caledon tp., Peel co.	Burbidge and Pollock.	Box 445, Brampton.
Countryman, Gordon	Lot 22, con. IX, Winchester tp., Dundas co.	G. Countryman.	Chesterville.
Fleming, John	E. ½ lot 20, W. ½ lot 21, Winchester tp., Dundas co.	J. Fleming.	Morewood.
Hodgkins and Son, H. L.	Con. IV, Wanifleet tp., Welland co.	W. L. Hummel.	R. R. 2, St. Anns.
Hummel, Wm. I.	Lot 18, con. VII, Winchester tp., Dundas co. (idle in 1935).		Chesterville.
Leasa, Wm.	Lot 11, con. X, Ellice tp., Perth co.	W. Leasa.	Milverton.
Northern Peat Co.	Lot 8, con. X, Ellice tp., Perth co.	W. B. Brewer.	Timmins.
Roe, Stephen	Lot 35, con. XIV, Elma tp., Perth co. (idle in 1935).	S. Roe.	R. R. 2, Milverton.
Runke and Sons, Geo.	Lot 55, Waterloo tp., Waterloo co.	A. Runke.	115 Cameron St. N., Kitchener.

## QUARTZ, QUARTZITE, AND SILICA BRICK

Algoma Steel Corporation, Ltd.	Silica brick (quartz from Deroche tp.)		Sault Ste. Marie.
Dominion Mines and Quarries, Ltd.	Killarney, north shore of Lake Huron, East Neebish island (idle).		340 University Ave., Toronto.
Falconbridge Nickel Mines, Ltd.	Quarry on property.	Ernest Craig.	Falconbridge.
MacDonald, P.	Hybla.	P. MacDonald.	Hybla.
Wright and Co.	Quarry, Deroche tp., Algoma dist.	Geo. S. Cowie.	960 Queen St., Sault Ste. Marie.
SALT			
Brunner Mond, Canada, Ltd.	Amherstburg (brine for chemical use)	C. K. MacFetridge.	Amherstburg.
Canadian Industries, Ltd.	Sandwich (brine for chemical use and salt)	W. H. Spence, Sec.-Tr.	Box 1260, Montreal, Que.
Dominion Salt Co., Ltd., The.	Sarnia.	G. N. Dowker.	1610 Bank of Commerce Bldg., Toronto.
Goderich Salt Co., Ltd.	Goderich.		Goderich.
Kincardine Salt, Ltd. (idle in 1935).	Kincardine (operated by Canadian Industries, Ltd.).		Box 1260, Montreal, Que.
Walker Salt Corporation, Limited <sup>1</sup> .	Port Franks.	G. C. Walker, Pres.	London.
Warwick Pure Salt Co., Ltd.	Highway No. 7, Warwick tp., Lambton co.	B. Wittkon.	R. R. 5, Watford.
Western Canada Flour Mills Co., Ltd.	Goderich.		287 MacPherson Ave., Toronto.

<sup>1</sup>Developing.

OPERATOR	MINE, PLANT, OR QUARRY	MANAGER	ADDRESS
TALC			
Canada Talc Co., Ltd.	Connolly—mill at mine	Roy Taylor	Madoc.
Geo. H. Gillespie Co., Ltd.	Henderson mine—mill at Madoc	L. Ashley	Madoc.
STRUCTURAL MATERIALS			
CEMENT			
Canada Cement Co., Ltd.	Belleville, plant No. 5 (idle in 1935)		Box 290, Station B, Montreal, Que.
	Lakefield, plant No. 7 (idle in 1935)		
	Port Colborne, plant No. 8		
St. Marys Cement Co., Ltd.	St. Marys		357 Bay St., Toronto.
LIME			
Bell, Harry	N. 1½ lot 23, con. XII, Sullivan tp., Grey co.	Harry Bell	R.R. 4, Chesley.
Biederman, Albert G.	Wilberforce tp., Renfrew co.	Albert G. Biederman	R.R. 1, Golden Lake.
Brown's Lime Works	Owen Sound	Wm. Brown	491 9th Ave. E., Owen Sound.
Brunner Mond, Canada, Ltd.	Lots 6, 7, 8, con. I; lots 2, 3, con. II, Anderson tp., Essex co.	C. K. MacFetridge	Amherstburg.
Cameron, W. M.	Ramsay tp., Lanark co.	W. M. Cameron	Carleton Place.
Canada Lime Co., Ltd.	Coboconk	Chas. R. Christie	114 Cluny Drive, Toronto.
	Wallaceburg		Wallaceburg.
	Chatham		Chatham.
Canada and Dominion Sugar Co., Ltd.	Guelph	B. S. Rains	1221 Bay St., Toronto.
Canadian Gypsum Co., Ltd.	Owen Sound (idle in 1935)	Miss M. Chalmers	689 7th Street W., Owen Sound.
Chalmers Lime Works	Essexville		941 Dominion Square Bldg., Montreal.
Dominion Rock Products, Ltd.	Hamilton (idle in 1935)		Upper James St., Hamilton.
Gallagher Lime and Stone Co., Ltd., The	Beachville		Beachville.
	Flora (idle in 1935)		Flora.
Gypsum, Lime and Alabastine, Canada, Ltd.	Hespeler	Hespeler	Hespeler.
	Milton		Milton.
	Limehouse (idle in 1935)		Limehouse.
Innerkip Lime and Stone Co., Ltd.	Beachville	C. E. Downing	Beachville.

Jamieson Lime Co.	Renfrew	J. A. Jamieson.	Renfrew.
Laurentian Stone Co., Ltd.	Quarries	A. B. Robillard.	82 Cremazie St., Hull, Que.
Morris, Stanley	Delta	S. Morris.	Delta.
North American Cyanamid Co.	Quarry at Beachville, kilns at Niagara Falls.		Niagara Falls, Ont.
Rockwood Lime Co.	Lot 5, con. XI, Eramosa tp., Wellington co.	Geo. H. Demais.	Rockwood.
Shane Lime Co.	Eganville (idle in 1935).	Geo. R. Shane.	Eganville.
Weppler, Henry	Lot 7, con. II, Glenelg tp., Grey co., (idle in 1935).	H. Weppler	R.R. 2, Priceville.
STONE (LIMESTONE AND MARBLE)			
Billie and Son, Chas. V.	Perth	F. R. Billie.	Smiths Falls.
Bolender Bros.	Haliburton	P. H. Bolender.	Haliburton.
Bonter Marble and Calcium Co., Ltd., The	Marmora tp., Hastings co.	J. W. Bonter.	Box 61, Marmora.
Bourgie, J. B.	Grenon, con. VIII, Russell tp., Russell co.	J. B. Bourgie.	Box 50, Embrun.
Brunner Mond, Canada, Ltd.	Lots 6, 7, 8, con. I; lots 2, 3, con. II, Anderson tp., Essex co.	C. K. MacFetridge.	Amherstburg.
Canada Cement Co., Ltd.	Thurflow tp., Hastings co.	J. H. Legate.	Belleville.
Canada Crushed Stone Corp., Ltd.	Dundas, Town of	J. Stephens.	R.R. 2, Dundas.
Hagersville Contracting Co., Ltd.	Walpole tp., Haldimand co.	Gordon Gilbertson.	Hagersville.
Puslinch Quarry, Ltd.	Puslinch tp., Wellington co.		Dundas.
Queenston Quarries, Ltd.	Niagara tp., Lincoln co.	A. Michie.	Box 148, Niagara Falls.
Coldwater Crushed Stone, Ltd.	Lots 19, 20, con. XIII, Medonte tp., Simcoe co.	A. E. Gooderham.	49 Wellington St. E., Toronto.
Decewsville Crushed Stone, Ltd.	Decewsville (idle in 1935).		52 Elgin St., Hamilton.
Dibblee Construction Co., Ltd.	Stevens quarry, 2 miles south of Hawkesbury.	C. H. Covey.	248 Albert St., Ottawa.
Dufferin Paving and Crushed Stone Co., Ltd.	Walpole tp., Haldimand co.	H. H. Salmon.	Fleet and Bathurst Streets, Toronto.
Hagersville Quarries, Ltd.	Eldon tp., Victoria co.	W. J. McRae.	Hagersville.
Kirkfield Crushed Stone, Ltd.	St. Marys	John Welch.	Kirkfield.
St. Mary's Crushed Stone, Ltd. (idle)	Fergus	James Gow.	St. Marys.
Fergus Quarry	Merivale Road, Nepean tp., Carleton co., (idle in 1935).	R. R. Foster.	Fergus.
Foster, R. R.	Casselman	B. Lestariit.	86 Spadina Ave., Ottawa.
Grenon, Jas.	Lot 18, con. III, N. Oxford tp., Oxford co.	T. F. Robinson.	Casselman.
Gypsum, Lime and Alabastine, Canada, Ltd.	Lot 3, cons. VI, VII, Nassagaweya tp., Halton co.	R. S. Adams.	87 Wellington St. N., Woodstock.
Hagersville Contracting Co., Ltd.	See Canada Crushed Stone Corporation.		
Hagersville Quarries, Ltd.	See Dufferin Paving and Crushed Stone Co.		
Haldimand Quarries and Construction, Ltd.	Hagersville	C. F. Anderson.	Hagersville.
Halliday, Fred	Lot 23, Gloucester tp., Carleton co. (idle in 1935).		Cummings Bridge.

OPERATOR	QUARRY OR LOCATION	MANAGER	ADDRESS
STONE (LIMESTONE AND MARBLE)—Continued			
Henniger, M. G. Highways, Department of Innerkip Quarries, Ltd. Irvine Co., Ltd., The Edgar Kingston Penitentiary Kirby Co., Ltd., The T. Sidney Kirkfield Crushed Stone, Ltd. Lake St. John Quarry Co., Ltd. Lapierre, M.C. Law Construction Co., Ltd. Limestone Products, Ltd. McGinnis & O'Connor Middleton, J. N. Noranda Mines, Ltd. North American Cyanamid Co Ornamental Stone Products Owen Sound, City of Pirson, John Pushinch Quarry, Ltd. Queenston Quarries, Ltd. Rayner Construction, Ltd. Routly, H. T. Silverstone Black Marble Quarries Walker Bros., Ltd. Wilford and Co., Ltd., R. F. Windmill Point Crushed Stone Co., Ltd.	Kitley tp., Leeds co. (idle in 1935) Various quarries. See Dufferin Paving and Crushed Stone Co Near Centreville (idle in 1935) Portsmouth Gloucester tp., Carleton co. See Dufferin Paving and Crushed Stone Co. Rama tp., Ontario co. Grey co. Owen Sound and Collingswood Con. V. Orillia tp., Simcoe co. Collins Bay, Frontenac co. Ancaster village (idle in 1935) Farr quarry, Hatleybury Beachville Portland tp., Frontenac co. City quarry, 8th Street West (idle in 1935) Hydro dump, Stamford tp., Welland co. See Canada Crushed Stone Corp. Madoc Rawdon tp., Hastings co. Lots 8, 9, con. XII, Finch tp., Stormont co. Stamford tp., Welland co. Victoria co. Ridgeway	M. G. Henniger R. M. Smith E. M. C. Goodwin Samuel Donaldson R. M. Craig M. C. Lapierre B. J. Williams K. W. Peacock T. A. McGinnis J. N. Middleton S. H. Orser Robt. Crannie John Pirson W. J. Smyth H. T. Routly Carl Burd J. G. Walker C. Lindsay R. E. Law	Smiths Falls, Parliament Bldgs., Toronto. Alexandria, Box 22, Kingston. 215 Sussex St., Ottawa. Longford Mills, 1994 9th Ave. E., Owen Sound, 19 Delevan Ave., Forest Hill, 1104 Hermant Bldg., Toronto. Kingston. Ancaster, 804 Royal Bank Bldg., Toronto. Niagara Falls, Ont. Verona, 323 8th St. W., Owen Sound. Stevensville. 29 Commercial St., Leaside. 21 Dundas Square, Toronto. St. Albert. 145 Geneva St., St. Catharines, Lindsay. Ridgeway.
STONE (GRANITE)			
Appleby, Thos. A. Billie, Chas. V. Horne, Wm.	Leeds co. (idle in 1935) Bathurst tp., Lanark co. Butler	T. A. Appleby F. R. Billie Wm. Horne	Garden St., Gananoque, Smiths Falls, Butler, via Ignace.



## STONE (SANDSTONE)

Campbell Sandstone Quarries, Ltd. Corner, Austin A.	Carleton co.	M. N. Cummings	Westboro.
Logan, Harry	Peel co.	A. A. Corner	Terra Cotta.
Norton, A. W.	Georgetown.	H. Logan	Box 400, Georgetown.
Sykes, Thos.	Halton co.	A. W. Norton	Limehouse.
Terra Cotta Quarries	Halton co.	Thos. Sykes	Georgetown.
		J. L. Craine	Terra Cotta.

## STONE (TRAP)

Building Products, Ltd. Fort William, City of	Portland tp., Frontenac co.	A. de Wolfe	Verona, Ont.
Ontario Rock Co., Ltd.	Rifle range, City quarry	City Engineer	City Hall, Fort William.
	Belmont and Methuen tps., Peterborough co.	H. L. Scott	R.R. 3, Havelock.

## SAND-LIME BRICK

Harbour Brick Co., Ltd.	Fleet St. at Bathurst	K. M. Goodings	Fleet St., Toronto.
Hinde Bros.	134 Northland Ave., Toronto	Jas. H. Hinde	Mount Dennis.
Toronto Brick Co., Ltd.	Scarborough	W. A. Smyth	897 Bay St., Toronto.
York Sandstone Brick Co., Ltd.	147 Victoria Park Ave., Toronto		147 Victoria Park Ave., Toronto.

## SAND AND GRAVEL (LICENSED DREDGING OPERATIONS)

Canadian Dredging Company Cowley, Mrs. K.	Lake Superior	Midland.
Gravel and Lake Services, Ltd.	Thames river	Chatham.
Hadley's Chatham, Ltd.	Lake Superior	Box 148, Port Arthur.
McLean and Sons, A. B.	Thames river	47 Wellington St., Chatham.
McNamara Construction Co., Ltd.	Lake Superior	Brock St., Sault Ste. Marie.
Montreal Trust Co., Ltd. (Trustee for Sin-Mac Lines, Ltd.)	Lake Simcoe	12 Industrial St., Leaside.
National Sand and Material Co., Ltd.	Lake Superior	635 Common St., Montreal, Que.
Pyke Salvage Co.	Lake Erie	402 Harbour Bldg., Toronto.
Simpson and Sons, J. H.	St. Lawrence river	506 Princess St., Kingston.
Tees Transit Co.	St. Lawrence river	20 Thomas St., Brockville.
Wallaceburg Sand and Gravel Co., Ltd.	Niagara bar	16 New St., Hamilton.
	St. Clair river	Wallaceburg.

OPERATOR	PIT OR WORKS	MANAGER	ADDRESS
SAND AND GRAVEL (PIT OPERATIONS)			
Barnes Co., Ltd., Wm. R.	Spring Vale, Waterdown, Brantford.		243 Cumberland Ave., Hamilton.
Consolidated Sand and Gravel, Ltd.	Paris		402 Harbour Bldg., Toronto.
Durham Stone and Sand Co., Ltd.	Durham.		
Fuller Gravel, Ltd.	Fuller.		
Waterford Sand and Gravel Co., Ltd.	Waterford.		
Foster, R. R.	Nepean and Gloucester tps., Carleton co.		86 Spadina Ave., Ottawa.
Hinde Bros.	Northlands Ave., York tp., York co.		134 Northlands Ave., Toronto.
Jupp Construction Co., Ltd., A. E.	Whitby tp., Ontario co.		170 Berkeley St., Toronto.
Newall, H.	Lot 35, con. VIII, Malahide tp., Elgin co.	H. Newall.	R.R. 4, Aylmer.
Smythe Ltd., C.	Lambton Rd., Etobicoke tp., York co.		60 Carlton St., Toronto.
Woollatt Fuel and Supply Co., Ltd.	Essex co.		109 Ottawa St., Walkerville.

1 Only operators producing 5,000 tons or over are listed.

### CLAY PRODUCTS

Barnes Co., Ltd., Wm. R.	Hamilton	W. P. Barnes	243 Cumberland Ave., Hamilton.
Barnhard, W. H.	Lot 4, con. I, Hope tp., Durham co.	C. Barnhard	15 Park St., Stratford.
Belle River Brick and Tile Co.	Belle River	M. V. Pougnet	Belle River.
Brampton Pressed Brick Co.	Lot 9, Chinguacousy tp., Essex co.	C. H. Packham	Main St. N., Brampton.
Broadwell and Son, B.	Lot 12, con. IV, Gosfield S. tp., Essex co.	B. E. Broadwell	Box 137, Kingsville.
Canadian Pressed Brick Co.	Kenilworth Ave. S., Hamilton	J. C. Wright	195 Ottawa St. S., Hamilton.
Casemore and Son, R.	Keppel tp., Grey co.	H. O. Casemore	Shallow Lake.
Chapman Bros.	Lot 2, con. II, East York tp., York co.	H. W. Chapman	145 Dawes Road, Toronto.
Construction Materials, Ltd.	Hornor Ave., Etobicoke, York co.	H. T. Harvey	Box 97, New Toronto.
Coulitis and Son, Geo.	Lot 21, con. III, Bosanquet tp., Lambton co.	G. C. Henderson	Thetford
Crang Booth, Ltd.	Wilson Ave., North York tp., York co.	H. T. Harvey	c/o Crang Booth, New Toronto.
Curtin, Frank	Lot 15, con. V, Ops tp., Victoria co.	John Curtin	R.R. 4, Lindsay.
Curtis Bros.	Lot 32, con. XII, Otonabee tp., Peterborough co.	F. Edwin Curtis	612 Stewart St., Peterborough.
Deller and Son, Albert	Brownsville	Albert Deller	Brownsville.
Deller, Wm. H.	Lot 5, con. V, Nissouri tp., Middlesex co.	Wm. H. Deller	R.R. 4, Thorndale.
Deller Bros.	Lots 11, 12, con. III, N. Norwich tp., Oxford co.	Alfred Deller	R.R. 2, Norwich.
Doehart Brick, Tile and Terra Cotta Works	Arnprior	Geo. E. Baker	Arnprior.
Donaldson, G. A.	Lot 19, con. XIV, Culross tp., Bruce co.	T. G. Donaldson	R.R. 1, Greenock.
Douglas and Douglas	Lot 14, con. XII, Sombra tp., Lambton co.	J. P. Douglas	Wilkesport.

Dover Brick and Tile Works	Con. IX, Baldwin Rd., Dover tp., Kent co	James McHardy	20 South St., Chatham.
Elliott, Jas. J.	Korah tp., Algoma dist.	Jas. Elliott, Jr.	519 Wellington St. S., Sault Ste. Marie.
Elliott, Wm.	Lot 11, con. I, Calross tp., Bruce co.	Wm. Elliott	Glenaman.
Fort William Brick Co.	Montreal St., Fort William	H. M. Piper	Fort William.
Foster Pottery Co.	Hamilton	S. Foster	Main St. W., Hamilton.
Frid Bros., Ltd.	Main and Macklin Sts., Hamilton	Arthur Frid	415 Dundurn St. S., Hamilton.
Godfrey and Co., Thos.	Beckwith.	Thos. Godfrey	Carleton Place.
Gomoll Brick and Tile Works	Lot 15, con. X, S. Himsworth tp., Parry Sound dist.	F. A. Gomoll	Powassan.
Grimby Brick and Tile Works	Lot 23, Clinton tp., Lincoln co.	Robert Crawford	Box 415, Grimsby.
Hallett, B. E.	Tilbury	B. E. Hallett	17 King George Rd., Toronto.
Hamilton Pressed Brick Co.	Wentworth co.	Robert W. New	220 Main St. W., Hamilton.
Harper Brick Works	Greenwood Ave., Toronto	Albert Harper	348 Greenwood Ave., Toronto.
Hill, A. W.	Lot 15, con. IX, Tilbury E. tp., Kent co.	A. W. Hill	R.R. 1, Coatsworth.
Hill, Aaron	Essex co.	Aaron Hill	Essex.
Hitch, D. A.	Ridgetown, Kent co.	D. A. Hitch	Box 236, Ridgetown.
Hitch, Thos.	First Ave., Varmonth	Donald Hitch	Box 254, St. Thomas.
Hodder and Sons	Lot 9, con. A, Dunwich tp., Elgin co.	Mrs. J. H. Hodder	Dutton.
Howlett and Sons, Ltd., Fred. W.	King St., Petrolia		Box 3, Petrolia.
Huntsville Brick Works	Sydenham Ave., Bridgen	Chas. H. Stevens	Box 308, Huntsville.
	Lot 8, con. I, Chaffey tp., Muskoka dist.		
	Cooksville.		
	Milton, lots 1-46, Nassagaweya tp., Halton co.	W. E. Secker	672 Dupont St., Toronto.
Interprovincial Brick Co., Ltd.			
Jackson, W. B.	Cheltenham, Chinguaousy tp.	W. B. Jackson	290 Rawdon St., Brantford.
Jameson Lime Co.	Maitland St., Brantford	J. A. Jamieson	Renfrew.
James, D. A.	Renfrew	D. A. James	Mount Brydges.
Jervis, W. J.	No. 2 Highway, Middlesex co.	W. J. Jervis	R.R. 3, Dorchester.
	Lot 13, con. B, N. Dorchester tp., Middlesex co.		
	Stafford tp., Renfrew co.	Lorne J. Fraser	Pembroke.
Johnson, James, Estate of	Lot 2, con. VII, Wellesley tp., Waterloo co.	J. Z. Koebel	St. Clements.
Koebel Bros.	Lot 24, con. II, Chatham gore, Kent co.	Geo. C. Lindsay	R.R. 2, Wallaceburg.
Lindsay and Sons, Earl	Lot 17, con. XVI, London tp., Middlesex co.	Chester McComb	R.R. 2, London.
McComb, Chester	Lot 7, con. IV, Warwick tp., Lambton co.	T. L. McCormick	R.R. 5, Watford.
McCormick Bros.	Forest	W. J. McFarlane	Forest.
McFarlane, W. J.	Milton	R. Wheeler	148 Jane St., Toronto.
Milton Brick, Ltd.	Lot 33, con. IV, Greenock tp., Bruce co.	John Moulton	R.R. 2, Holyrood.
Monlton, John	Lot 13, con. VI, Richmond tp., Lennox and Addington co.	R. L. Chapman	R.R. 3, Napanee.
Napanee Brick and Tile Works	Aldershot	E. M. Campbell	96 Bloor St. W., Toronto.
National Fire Proofing Co., Canada, Ltd.	Swansea, Etobicoke tp., York co.		
National Sewer Pipe Co.	Aldershot, lot 3, con. I, E. Flamborough tp.	R. H. New	41 Victoria St., Toronto.
	Hamilton, Wentworth co.		

OPERATOR	WORKS	MANAGER	ADDRESS
<i>CLAY PRODUCTS—Continued</i>			
New Liskeard Brick Works. Ontario Brick and Tile Plant	New Liskeard Near Town of Mimico	David Dunn Wm. L. McJannet	Box 74, New Liskeard. Inspector of Prisons, Parliament Bldgs., Toronto.
O'Reilly, T. E. Ott Brick and Tile Mfg. Co., Ltd.	Prescott Highway, Nepean tp., Carleton co. Kitchener	Owen O'Reilly Casper Braun	320 Bay St., Toronto. 16 Andrew St., Kitchener.
Ottawa Brick and Terra Cotta Co., Ltd.	Lot 19, Gloucester tp., Carleton co.	A. N. G. Hellyer	32 Cameron St., Ottawa.
Owen Sound Brick Co., Ltd.	Sixth St. E., Owen Sound.	J. P. Leslie	Owen Sound.
Parks Tileyard, The H. W.	Lot 7, con. V, Camden tp., Kent co.	Geo. Parks	R.R. 2, Dresden.
Paxton, Fred R.	St. Catharines.	Fred R. Paxton	70 Herrick Ave., St. Catharines.
Phinn, Geo. A.	Westminster and London tps., Middlesex co.	Geo. A. Phinn	St. James Park P.O., London.
Phippin and Sons.	Dawes Rd., E. York tp., York co.	H. W. Phippin	Box 11, Coleman P.O., Toronto.
Richardson and Son.	Kerwood	J. Fred Richardson	Kerwood.
Rollins, D. W.	Lot 11, con. I, Thurlow tp., Hastings co.	D. W. Rollins	181 George St., Belleville.
Snelgrove, A.	Beaverton	A. Snelgrove	Beaverton.
Sproat and Sproat.	Lot 6, con. IV, Tuckersmith tp., Huron co.	W. M. Sproat	R.R. 4, Scaforth.
Standard Brick Co., Ltd.	500 Greenwood Ave., Toronto.		
Sun Brick and Tile Co., Ltd.	Don valley, York co.		
Superior Brick and Tile Co., Ltd.	Lots 11, 12, Paipoung tp., Thunder Bay dist.	H. A. Bevens Wm. Baukey	33 Strathmore Blvd., Toronto. 426 Victoria St., Fort William.
Toronto Brick Co., Ltd.	{ Don Valley, Todmorden. 305 Greenwood Ave., Toronto.		897 Bay St., Toronto.
Wagstaff, Chas., Estate of	Lot 14, con. V, Ops tp., Victoria co.	L. N. Wagstaff	32 Simcoe St., Lindsay.
Wallace and Son, R.	Lot 16, con. D, Widdfield tp., Nipissing dist.	Toronto General Trusts Corp.	253 Bay St., Toronto.
Wein, Aaron.	Lots 1, 2, 3, con. V, Stephen tp., Huron co.	Aaron Wein	Crediton.
Weitzel, J. E.	Lot 33, con. IV, E. Zorra tp., Oxford co.	J. E. Weitzel	R.R. 1, Tavistock.
Wright and Sons, Geo.	Lot 7, Tilbury W. tp., Essex co.	F. M. Wright	Comber.

# MINES OF ONTARIO IN 1935

By

Chief Inspector of Mines, D. G. Sinclair, Toronto; Inspectors, E. C. Keeley, Kirkland Lake; D. F. Cooper, Sudbury; E. B. Weir, Timmins; A. R. Webster, Toronto

---

## CHROMIUM

### Chromium Mining and Smelting Corporation, Limited

The Chromium Mining and Smelting Corporation, Limited, was incorporated in 1934, succeeding the Chromium Alloy Company, Limited. It has an authorized capitalization of 3,000,000 shares of no par value, of which 1,500,000 have been issued. The officers and directors of the company are: A. R. Globe, president and managing director; R. O. Denman, secretary-treasurer; F. J. Maw, R. S. Hart, and Scott Misener, directors.

The mine property is situated 26 miles south of Collins, a station on the main line of the Canadian National Railways, Thunder Bay district. The holdings include 12 patented claims and 35 unpatented claims, making a total area of about 1,900 acres.

Development work done on the property to date includes a large amount of surface-trenching, diamond-drilling, and underground development from a shaft 350 feet in depth. From the 100-foot level of this shaft 500 feet of cross-cutting and 120 feet of drifting have been done. Stations have also been cut at the 225-foot and 325-foot levels. No underground work was done at the mine in 1935.

Several ore zones have been found on the property. The largest and most extensively developed is known as the "E" zone, in which the 350-foot shaft has been sunk. In 1934, 12 diamond-drill holes, with total footage of 3,146 feet, were drilled in this zone. Officials of the company have stated that work done in this zone has indicated 225,000 tons of ore, 17 per cent.  $\text{Cr}_2\text{O}_3$ , in a section 770 feet in length and 300 feet in depth. The total amount of diamond-drilling done on the property is 6,150 feet in 33 holes. Ten of these holes were drilled in 1929-30; the remainder in 1934. Work at the property in 1935 consisted chiefly of surface work and the making of a tractor road between the mine and Collins, a distance of 26 miles.

In May, 1935, the refining and smelting plant of Superior Alloys, Limited, at Sault Ste. Marie, Ont., was purchased.

The following is taken from the company's first annual report:—

After alterations and repairs, silicon operations were started on June 23, and chromium on August 23. This plant was built in 1929 for the production of ferro-alloys, and a considerable amount of manganese ore was treated prior to the general slump in that year. In the fall of 1934, operations were again resumed in the production of silicon mainly for overseas markets.

The building is of the usual steel construction which is used in furnace rooms for operations of this type, floor space being 60 by 160 feet. At the time this plant was taken over, there was in operation, one 3,000 k.w. electric furnace producing ferro-silicon, and transformers and other electrical equipment for a second furnace suitable for the smelting of chromium ore. From this equipment, together with the furnace from Niagara Falls, N.Y., a furnace for the chromium smelting has been assembled. In addition to the above, there is a considerable quantity of furnace parts which can be brought together later for more capacity. The plant having been originally designed for the production of ferro-alloys, extensions and additions may be added with a minimum amount of alterations. The capacity of this plant is 350 tons of ferro-silicon per month at the present time. This is being marketed through well-established channels. Dependent upon the type of alloy processed, from 60 to 200 tons of chromium alloy is being produced monthly. A third furnace is being made ready for chromium and will add to the capacity.

In addition to the purchase of the plant of Superior Alloys, Limited, the company also secured by lease, with option to purchase, the FitzGerald laboratory, which adjoins your furnace plant. The FitzGerald Testing Laboratory is fully equipped with chemical laboratory, two electrical furnaces, and the usual allied equipment for research work. The plant also includes one of the finest libraries of its kind in Canada, the Fitzgerald Memorial and Metallurgical Library.

Ore milled in 1935 amounted to 1,200 tons. Early in 1935, 750 tons of chromium ore was hauled to Collins from the mine by tractor. This was stock-piled at Collins. Nine cars, a total of 400 tons, of this stock was drawn on during the year.

The average number of men employed during 1935 at the mine was 20. During the last seven months of the year an average of 44 men was employed at the smelter. A. R. Globe is general manager of the company's operations. The mine address is Collins.

**GOLD**

**Algold Mines, Limited**

Algold Mines, Limited, was incorporated in February, 1934, with an authorized capitalization of 2,500,000 shares of no par value. A first mortgage bond issue of \$270,000, issued by New Goudreau Mines, Limited, stands against the property. The officers and directors are: W. R. Knox, president; J. G. Merrick, secretary-treasurer; J. J. Gray, M. C. Van der Voort, and Wm. Edwards, directors. The head office is at 45 Richmond Street West, Toronto.

The property is located in township 28, range 26, district of Algoma. By road, it is about 6 miles west of Goudreau on the Algoma Central railway. The mine address is Goudreau.

Previous operators sank a 425-foot and a 200-foot shaft, both of which are 2-compartment, 70-degree shafts. They established levels at 100, 120, 140, 200, and 400 feet, and mined two small stopes on the 100-foot level.

Algold Mines, Limited, started work in July, 1934. Underground operations were carried on from August, 1934, until the end of February, 1935, suspended until July, and then carried on until December, when they were again suspended.

The development work accomplished by this company from August, 1934, to the end of 1935, and the total in the mine at the end of 1935, on the various levels, was as follows:—

Level	Drifting		Crosscutting		Raising	
	1934-35	Total	1934-35	Total	1934-35	Total
	feet	feet	feet	feet	feet	feet
100-foot.....	365	865	40	95	.....	.....
120-foot.....	.....	35	.....	.....	.....	.....
140-foot.....	35	110	15	15	110	110
200-foot.....	318	1,388	40	625	.....	.....
400-foot.....	.....	470	.....	150	.....	.....
Total.....	718	2,868	95	885	110	110

The plant included a 1,100-cubic-foot Ingersoll-Rand electric compressor, and an 8½- by 10-inch air hoist.

An average of 12 men was employed during 1935. R. F. Mitchell was in charge, except for a short period during which Frank Williams had charge.

## Anglo-Huronian, Limited

Anglo-Huronian, Limited, incorporated in 1933, has an authorized capitalization of 2,000,000 shares of no par value, of which 1,252,605 are issued. The officers and directors are: André Dorfman, president; J. H. Black, vice-president; J. Ingram, secretary-treasurer; G. C. Andrew, J. Ritchie, R. D. Stewart, F. H. Hamilton, E. Turk, and Sir A. Hamilton Grant, directors. The head office is at 80 King Street West, Toronto.

The company owns and operates the Vipond mine, which lies south of and adjacent to the Hollinger mine in Tisdale township, district of Cochrane. The following table shows the development work done on the various levels to July 31, 1934; the work accomplished during the last fiscal year, August 1, 1934, to July 31, 1935; and the total:—

DEVELOPMENT WORK BY LEVELS TO JULY 31, 1935

Levels	Previous to August 1, 1934			From August 1, 1934, to July 31, 1935			Total		
	Drifts	Cross-cuts	Raises <sup>1</sup>	Drifts	Cross-cuts	Raises	Drifts	Cross-cuts	Raises
	feet	feet	feet	feet	feet	feet	feet	feet	feet
100-foot . . . . .	3,250	1,605	.....	59	.....	36	3,309	1,605	36
200-foot . . . . .	7,089	5,703	157	25	.....	54	7,114	5,703	211
300-foot . . . . .	6,999	2,021	815	11	.....	216	7,010	2,021	1,031
400-foot . . . . .	7,601	5,005	579	180	.....	226	7,781	5,005	805
500-foot . . . . .	8,193	5,287	757	20	.....	113	8,213	5,287	870
600-foot . . . . .	4,445	2,797	371	250	157	457	4,695	2,954	1,828
733-foot . . . . .	4,443	2,270	666	314	226	.....	4,757	2,496	666
866-foot . . . . .	2,736	4,689	208	.....	.....	17	2,736	4,689	225
1,000-foot . . . . .	3,888	5,336	10	664	609	186	4,552	5,945	196
1,200-foot . . . . .	3,750	1,895	218	324	12	220	4,074	1,907	438
1,450-foot . . . . .	2,807	2,131	1,227	622	192	12	3,429	2,323	1,239
Total . . . . .	55,201	38,739	5,008	2,469	1,196	1,537	57,670	39,935	6,545

<sup>1</sup>No record available previous to August 1, 1931.

No shaft-sinking or winzing was done during the year, but for purposes of comparison with the preceding table a summary of the work on shafts and winzes to July 31, 1934, is set out below:—

SHAFT-SINKING AND WINZING TO JULY 31, 1935

North Thompson (No. 3) shaft . . . . .	Feet 1,200
North Thompson (No. 3) winze (an extension of No. 3 shaft) . . .	250
Vipond (No. 1) shaft . . . . .	400
Vipond (No. 4) winze (from the 300- to the 500-foot level) . . . .	200
Crown (No. 2) shaft . . . . .	500
Crown (No. 5) winze (inclined, from the 500- to the 900-foot level)	400
Crown (No. 6) winze (from the 900- to the 1,100-foot level) . . . . .	200

Diamond-drilling done between August 1, 1934, and July 31, 1935, amounted to 17,484 feet. In the same period the mill treated 104,764 tons of ore, which yielded \$277,238.73, valuing gold at \$20.67 an ounce. Previous to August 1, 1934, the total tonnage treated from the mine was 1,342,808 tons, which yielded \$10,583,956.49.

The average number of men employed at the Vipond mine in 1935 was 149, of this number 106 worked underground, 17 in the mill, and 26 on surface. Robt. E. Dye was manager throughout the year; and was succeeded early in 1936 by W. R. Adam. The mine address is Timmins.

### Arbade Gold Mines, Limited

Arbade Gold Mines, Limited, has an authorized capitalization of 3,500,000 shares of \$1 par value, of which 2,112,939 have been issued.

The officers and directors are: C. A. Floyd, president; C. C. Floyd, secretary-treasurer; D. E. Sanderson and J. F. Kilawee, directors. The head office is at 10 Adelaide Street East, Toronto. The mine address is Matachewan.

The company owns 39 claims in Argyle and Baden townships, district of Timiskaming.

During 1935 a programme of surface development and diamond-drilling was carried out on the southwest group of claims. A mining plant was erected, and camps to accommodate 50 men were completed. A shaft was sunk to a depth of 60 feet.

An average of 7 men was employed.

### Ardeen Gold Mines, Limited

Ardeen Gold Mines, Limited, was incorporated in December, 1933, with an authorized capitalization of 3,000,000 shares of \$1 par value. In 1935 the capitalization was increased to 4,000,000 shares of \$1 par value. The officers and directors are: H. G. White, president; Wm. Taylor, secretary-treasurer; Dr. V. M. Pierce, A. R. Miller, Jr., J. J. McNerney, C. G. Greenshields, James Cooper, and R. E. Allan, directors. The executive office is at 132 St. James Street West, Montreal, Que.

The property is located in Moss township, district of Thunder Bay, and is 18½ miles by road from Tip Top Spur on the Fort Frances branch of the Canadian National Railways.

Underground operations, which had been suspended in January, 1935, were resumed in August. Milling was resumed in the middle of November.

The lateral work accomplished from the resumption of operations until the end of the year consisted of 581 feet of drifting and 47 feet of crosscutting on the 1,000-foot level. Stopping was done on the 875- and 1,000-foot levels. A total of 3,871 feet of diamond-drilling was also done.

During November and December the 200-ton cyanide mill treated a total of 3,970 tons of ore.

An average of 28 men was employed during 1935 under the direction of W. R. Osborne. The mine address is Tip Top Spur, via Port Arthur.

### Argosy Gold Mines, Limited

Argosy Gold Mines, Limited, incorporated in May, 1935, has an authorized capital of 3,000,000 shares of \$1 par value, of which 1,489,905 shares were outstanding on December 31, 1935. The officers and directors are: F. L. Tretheway, president; J. B. Tyrrell, vice-president; V. H. Emery, managing director; A. L. Bishop and J. A. Wilson, directors. L. Appleyard is secretary-treasurer. The head office of the company is at 8 Wellington Street East, Toronto. The mine office address is Casummit Lake, via Sioux Lookout.

The property held by Argosy Gold Mines, Limited, consists of 21 claims at Casummit lake, about 100 miles north of Sioux Lookout in the Patricia portion of Kenora district. This property was purchased from Casey Summit Gold Mines, Limited, in May, 1935, along with all the other assets of that company. Argosy Gold Mines, Limited, also assumed all liabilities of its predecessor company.



Argosy Gold Mines, Limited, commenced dewatering the mine shaft on May 23. Underground development work was started on June 18. Development work on the partly explored No. 2 vein was continued on the 300-foot level, and a winze was started on the vein from this level to establish new levels at 400 feet and 500 feet. A crosscut was also started on the 300-foot level to intersect the No. 3 vein, which had not previously been developed underground.

Equipment was ordered late in the year to alter the 50-ton amalgamation mill, built and operated for a short time by Casey Summit Gold Mines, Limited, to a 75-ton cyanide mill.

Steam and Diesel engine power are used at this mine. When underground work was resumed, the new company installed a 650-cubic-foot air compressor with direct connection to a 150 h.p. Diesel engine. No other important changes were made in the mining plant.

An average of 42 men was employed at this mine from May, 1935, to the end of the year. R. Massey Williams is mine manager.

### Ashley Gold Mining Corporation, Limited

The Ashley Gold Mining Corporation, Limited, has a capitalization of \$3,000,000, in shares of \$1 par value. The officers and directors are: J. H. C. Waite, president; G. C. Ames, secretary-treasurer; Charles McCrea, C. G. McCullagh, W. R. P. Parker, E. H. Rose, and C. E. Trafford, directors. M. F. Fairlie is managing engineer. The head office is at 350 Bay Street, Toronto. The mine address is Elk Lake.

The mine in Bannockburn township, district of Timiskaming, was operated continuously throughout the year.

The following is taken from the report of the president for the year ending December 31, 1935:—

Operating profits amounted to \$54,295.69, as against \$60,428.92 in the previous year. After writing off prior development costs of \$63,607.11 and transferring \$4,000.00 from contingency reserve, there was a net loss of \$5,311.42. Net liquid assets increased by \$77,513.22 during the year and amounted to \$159,683.89 at December 31.

Development of new ore did not keep pace with production, and ore reserves decreased both in tonnage and grade. Estimated reserves at the end of the year amounted to 10,760 tons, averaging slightly less than 0.3 ounces per ton. In addition, there is a considerable quantity of backfill from the initial stoping operations, which, at the current price for gold and with mining costs written off, can be handsorted and treated at a small profit.

There were 47,367 tons of ore, with an average grade of 0.2636 ounces per ton, milled during the year, as compared with 43,532 tons averaging 0.315 ounces in 1934. The value of bullion produced amounted to \$440,553.70, against \$456,831.86 in the previous year. The total value of bullion shipments to the end of 1935 was \$1,465,495.97.

The cost per ton of ore milled, including mining, development and exploration, milling, administration and head office, was \$8.26. An appreciable reduction in operating costs was attained towards the end of the year.

Development and exploration work done during the year consisted of 5,265 feet of diamond-drilling, 2,097 feet of drifting, 727 feet of crosscutting, and 2,182 feet of raising.

In September a complete geological examination of the mine was made by an independent consulting geologist, who planned an extensive exploration programme, which is being carried out under his direction. As a result of this work several vein intersections have been located by diamond-drilling, but subsequent development by drifting, raising, etc., has failed to prove any considerable quantity of new ore. Unless new discoveries are made the life of this mine will be short.

An average of 120 men was employed. J. W. Robertson is resident manager.

### Bankfield Gold Mines, Limited

Bankfield Gold Mines, Limited, was incorporated in April, 1934, with an authorized capitalization of 3,000,000 shares of \$1 par value, of which 2,520,005

shares have been issued. The officers and directors are: C. D. H. MacAlpine, president; T. H. Stinson, vice-president; F. J. Bailes, secretary-treasurer; Jos. Errington, D. M. Morin, and J. H. C. Waite, directors. The head office is at 1006 Concourse Building, Toronto.

The property is located in the Magnet Lake section of the Little Long Lac area, Thunder Bay district. It is reached by a 3-mile road from Kenwell on the Long Lac-Port Arthur branch of the Canadian National Railways. The mine address is Geraldton.

Underground operations were carried on throughout 1935. The 3-compartment vertical shaft was continued to a depth of 552 feet, and levels were established at 275 and 525 feet. A station was cut at 400 feet. The work accomplished on the various levels was as follows:—

Level	Drifting	Crosscutting	Raising
	feet	feet	feet
150-foot.....	1,323	404	17
275-foot.....	901	377	51
525-foot.....	244	.....	.....
Total.....	2,468	781	68

In addition 2,237 feet of diamond-drilling was done from surface, and 1,416 feet from underground.

The plant included two 90 h.p. boilers, an 11- by 8-inch Ingersoll-Rand steam hoist, and a 750-cubic-foot Ingersoll-Rand steam compressor.

An average of 54 men was employed, of whom 19 were underground. J. W. MacKenzie was in charge.

### Barry-Hollinger Mines, Limited

Barry-Hollinger Mines, Limited, is capitalized at 4,000,000 shares of \$1 par value. The officers and directors are: Dr. E. Herbert Greene, president; J. P. Patterson, vice-president; D. McKinnon, secretary-treasurer; E. S. Williams, director. The head office is at 57 Bloor Street West, Toronto.

The mine, in the township of Pacaud, district of Timiskaming, was operated throughout the year with an average of 48 men. Operations ceased in January, 1936.

Development for the year consisted of 72 feet of drifting. Ore hoisted amounted to 35,172 tons. The total value of the production for the year was \$143,698.26. Douglas Bryden was manager.

### Bidgood Kirkland Gold Mines, Limited

Bidgood Kirkland Gold Mines, Limited, has an authorized capitalization of \$2,000,000, in shares of \$1 par value. The officers are: A. L. Herbert, president; N. W. Byrne, secretary-treasurer; W. Crawford, R. J. Neelands, H. Koza, A. E. Belcher, and O. L. Knutson, directors. O. L. Knutson is mine manager, and S. A. Pain is consulting engineer. Both the head office and mine office are at Kirkland Lake. The company owns 753 acres in Lebel township, district of Timiskaming.

During 1935 work at the mine was confined to the 500-foot level of the No. 2 shaft. The main crosscut was extended 280 feet to the south and tapped the vein system running across the north end of the Moffatt-Hall mine into Bidgood ground.

In this zone a total of 1,337 feet of crosscutting and drifting was carried out, and 1,471 feet of diamond-drilling.

The cyanide mill treated 6,960 tons of ore extracted from the Moffatt-Hall mine under lease during the first seven months of the year, but after July all production was from the Bidgood mine, from which 11,148 tons derived from stopping and drifting on the 500-foot level was treated.

The mill has been gradually stepped up and is currently treating 60 to 70 tons daily. The crusher and rolls are capable of handling 300 tons daily, and the ball mill 110 tons daily. A tube mill is being installed, and with a few additions the cyanide end of the mill can treat 150 tons a day.

The mining plant consists of a 1,000-cubic-foot Sullivan compressor driven by a 200 h.p. motor, a 720-cubic-foot compressor driven by a 125 h.p. motor, and an electrically driven hoist.

The mine water is handled by vertical triplex and horizontal duplex pumps, each handling 100 g.p.m., with a 250 g.p.m. centrifugal pump as a standby.

Production for the year amounted to 2,243 ounces of gold and 806 ounces of silver from the Moffatt-Hall lease and 1,308 ounces of gold and 855 ounces of silver from the Bidgood mine.

An average of 42 men was employed.

### **Bilmac Gold Mines, Limited**

Bilmac Gold Mines, Limited, was incorporated in September, 1934, with an authorized capitalization of 2,000,000 shares of no par value. The officers and directors are: L. F. Hogarth, president; G. E. McVittie, vice-president; A. C. Laing, treasurer; W. R. Marchment, secretary; A. V. Kellum and Edward Coleman, directors. The head office is at 33 Temperance Street, Toronto.

The property consists of six claims in Macmurchy township, West Shining-tree area, district of Sudbury, and comprises the former White Rock, Atlas, Harvey Kirkland, and McVittie properties.

In October, 1934, sampling and mapping were started; and in February, 1935, underground work was commenced on the old White Rock property. Previous operators had put down a 2-compartment vertical shaft to a depth of 175 feet, established levels at 65 and 175 feet, and done 290 feet of drifting and 20 feet of crosscutting on the 65-foot level and 915 feet of drifting and 125 feet of crosscutting on the 175-foot level. They had also put up an inclined raise from the 65-foot level to surface, and mined a small stope on that level.

Work was suspended by the company in June, 1935, after the shaft had been deepened to 425 feet, and about 35 feet of crosscutting on a new level at 410 feet had been accomplished.

The plant included a 104 h.p. boiler, a 560-cubic-foot steam compressor, and a 9- by 8-inch Ingersoll-Rand double-drum hoist. There was an old mill on the property consisting of a jaw-crusher, a Tremaine stamp, and amalgamation plates.

An average of 35 men was employed during the period of work in 1935, of whom 10 were underground. J. E. Grant was manager, and Sydney Brown was superintendent. The mine address is Shiningtree.

### **Bob Tough Gold Mines, Limited**

Bob Tough Gold Mines, Limited, was incorporated in September, 1933, with an authorized capitalization of 3,000,000 shares of no par value. The officers and directors are: R. R. Tough, president; H. J. Tiedt, vice-president;

J. H. Stevens, secretary-treasurer; Albert Levan, assistant secretary; E. B. Ratcliffe, managing director; F. H. Gage, R. E. Thompson, and H. J. Simons, directors. The executive office is at 207 Turner Building, Hamilton.

The property is located in McKinnon township, district of Sudbury, and is reached by a 16-mile road from Massey station on the Canadian Pacific railway.

During 1935 the installation of the plant was completed, and the 3-compartment vertical shaft was sunk 120 feet to a total depth of 150 feet. A level was established at 150 feet, where 118 feet of crosscutting was accomplished. Underground work was suspended in August, and surface work only carried on until the end of October, when all operations ceased.

The plant included a 99 h.p. horizontal return tubular boiler; a 750-cubic-foot Ingersoll-Rand compressor, driven by a 125 h.p. steam engine; and an 8- by 10-inch Jenckes single-drum hoist.

An average of 12 men was employed during the period of operation in 1935, of whom 5 were underground. E. B. Ratcliffe was in charge.

### Bousquet Gold Mines, Limited

Bousquet Gold Mines, Limited, was incorporated in November, 1920, with an authorized capitalization of 2,000,000 shares of \$1 par value. The capitalization was increased to 3,000,000 shares in 1935. The officers and directors are: Lionel Brooke, president; C. H. Hitchcock, vice-president; Globe Investment, Limited, treasurer; W. B. McPherson, secretary; H. P. Snelgrove, director. The head office is at 171 Yonge Street, Toronto. The mine address is Willisville.

The property consists of 20 mining claims located in two groups in township 11, district of Sudbury. By winter road it is 7 miles east of West River, on the Algoma Eastern railway.

During 1935 the 2-compartment vertical shaft was sunk an additional 134 feet, to a total depth of 468 feet, and a third level established at 450 feet. The lateral work accomplished in 1935, and the total to the end of 1935 on the various levels was as follows:—

Level	Drifting		Crosscutting	
	1935	Total	1935	Total
150-foot.....	feet	feet	feet	feet
300-foot.....	177	447	.....	102
450-foot.....	526	526	136	136
Total.....	703	1,578	136	305

In addition 1,908 feet of diamond-drilling was done from underground.

Anglo-Huronian, Limited, optioned a large block of shares in the company at the beginning of the year, and was responsible for the work done from the middle of February until June, when the option was dropped. The company suspended all work for 1935 at the end of July.

The plant used included an 80 h.p. and a 60 h.p. boiler, a 500-cubic-foot steam compressor, and an 8- by 10-inch steam hoist.

An average of 29 men was employed from the first of the year until the end of July. C. W. MacDonald was in charge during the option period, and Lionel Brooke during the remaining time.

### Buffalo Ankerite Gold Mines, Limited

Buffalo Ankerite Gold Mines, Limited, was incorporated in 1932 with an authorized capitalization of 1,000,000 shares of \$1 par value. The number of shares issued and outstanding at the end of 1935 was 701,679; this includes shares to be issued to Marbuan Gold Mines, Limited, in consideration of the transfer of their net assets to this company. The officers of the company at the end of 1935 were: Geo. R. Feine, president; G. R. Loesch, vice-president; Henry Kobler, treasurer; R. P. Kinkel, assistant treasurer; E. G. Kinkel, secretary and managing director. The directors were: H. J. Tiedt, J. Betz, and A. J. Baldeck. The executive office of the company is at 1728 Rand Building, Buffalo, N.Y. The head office and mine office are at South Porcupine. The property is in Deloro township, district of Cochrane.

In 1935 plans were made for the acquisition of Marbuan Gold Mines, Limited, by Buffalo Ankerite Gold Mines, Limited. These plans were not approved by the shareholders of each company until January, 1936, but at this time the approval was given as of November 30, 1935.

The following is taken from the managing director's report to the shareholders for the fiscal year ending December 31, 1935:—

The recoveries for the year are indeed gratifying, having exceeded the \$1,000,000 mark, the total recovery being \$1,023,358.51 (Ankerite mill) and including the Marbuan mill for December, \$1,056,653.85, as compared to \$712,898.29 in the year 1934, with an average daily tonnage of 345.6 tons.

The operating profit, before depreciation and deferred development write-off, was \$311,941.30. This shows considerable improvement over 1934.

During the fiscal year the company acquired by outright purchase claim H.R.951 on McDonald lake, lying about one mile northwest of the company's property, consisting of about 40 acres, for a reasonable cash consideration. This claim may prove of considerable importance to the company in the future.

The most important step taken by the company during the year was the acquiring of the properties of the Marbuan Gold Mines, Limited. This transaction was approved by the Marbuan Gold Mines, Limited, stockholders on January 22, 1936, and the transfer of its properties to this company has been completed. By the consummation of this transaction the mining area of the company has been increased from approximately 155 acres to 331 acres. The milling capacity has been increased by the acquisition of the Marbuan mill to approximately 700 tons per day, with possibilities of being able to increase tonnage in 1936.

During the year 1935 the company employed the Canadian Appraisal Company, Limited, of Montreal, to make a thorough appraisal of the buildings, machinery, and equipment. The report of the Canadian Appraisal Company shows the valuations as of June 29, 1935, as follows:—

	Buffalo Ankerite	Marbuan
Buildings, replacement value.....	\$131,990.54	\$71,222.53
Buildings, present value.....	102,785.48	50,381.85
Machinery and equipment, replacement value.....	406,940.08	192,252.46
Machinery and equipment, present value.....	296,019.54	127,055.50
Grand total, replacement value.....	538,930.62	263,474.99
Grand total, present value.....	398,805.82	177,437.35

The operation policy for 1936 includes the completion of the crosscut from the Marbuan winze to the No. 5-7 ore zone, the connecting of this crosscut with the main Ankerite shaft, crosscutting to the Nos. 1 and 2 veins from the main shaft on the 875- and 1,050-foot levels, and drifting east and west on these veins. Alterations will be made in the crusher plant and Ankerite and Marbuan mills to increase capacity, providing that the development work progresses sufficiently to warrant increased tonnage.

The broken ore reserves (Ankerite) have increased in grade and tonnage over 1934. The positive ore reserves as estimated have increased from 107,997 tons to 360,648 tons. The estimated values have, however, decreased from the per ton value shown in the 1934 report. We believe this value to be more in line with recoveries of 1935. The excellent values and widths shown in diamond-drill cores below the 875-foot level, north zone, are very encouraging indications of increasing values at depth. In the 1934 report of Marbuan the broken ore reserves were stated to be 12,375 tons of \$3.75 grade. In the 1935 report this has been increased to 15,665 tons of \$3.10 grade. In 1934 there were no positive ore reserves, and in 1935 there were 33,520 tons

of \$2.97 grade. In 1934 the possible ore was given at 11,867 tons of \$6.85 assay value. The 1935 report shows 34,740 probable and possible ore reserves with an average assay value of \$2.63, all values above being at \$20.67.

The following is taken from the report of the manager to the president for the year ending December 31, 1935:—

### Production

During the period the mill treated 159,383 dry tons, yielding \$1,023,358.51. Recovery per ton milled was \$6.42.

### Milling

Percentage of total possible running time.....	97.88
Tons treated per day.....	437.7
Tons treated per 24 hours' running time.....	447.3
Mill heads (at \$20.67 per ounce).....	\$3.891
Mill tailings (at \$20.67 per ounce).....	\$0.223

### Mining

	Tons
Ore broken in stopes and stope preparation.....	170,170
Ore broken in development.....	33,522
Total.....	203,692

### Development and Exploration

The objectives for 1935 were the development of the Nos. 5 and 7 vein structures on the 250-, 350-, 725-, and 875-foot levels, and the extensions of the Nos. 1 and 2 veins on the 475- and 600-foot levels.

	Feet
Drifts.....	6,892
Crosscuts.....	70
Raises.....	2,477
Shafts.....	466
Diamond-drilling.....	11,179.5
	cu. ft.
Stations and pockets.....	9,537.8

Lengths of ore developed on the different horizons follow:—

Level	Vein	Feet
250-foot.....	No. 91.....	180
350-foot.....	No. 91.....	43
475-foot.....	Nos. 89, 90, 91, 2.....	687
600-foot.....	Nos. 83, 1, 2.....	279
725-foot.....	Nos. 90, 91, 89.....	840
875-foot.....	Nos. 89, 90, 91, 92, 93.....	1,542

### Shaft-Sinking

The main shaft was repaired, and the timbers were relined from the 475-foot level to the bottom. Shaft sets between the 600-foot level and the bottom were replaced and jacked back into position. Shaft-sinking preparations were completed late in September, and actual sinking started October 10; 466 feet of shaft was sunk and the 875-foot station partially cut by the end of the year. Serpentine entered the shaft above the 1,050-foot station location. The shaft section from this horizon to the 1,200-foot level is in serpentinized peridotite and serpentine.

Shaft set intervals were reduced, and it was found necessary to spile the last 35 feet of the section. It appears that the shaft is in the main serpentine mass, and it is questionable whether it would be advisable to continue sinking in this location.

### Costs

The total operating costs per ton milled (for a total of 159,383 tons), including workmen's compensation, silicosis, and fire insurance, follow:—

	Total cost	Cost per ton
<b>OVERALL OPERATING COSTS:</b>		
Exploration.....	\$15,341.55	\$0.096
Development.....	103,405.52	.648
Mining.....	366,362.93	2.299
Milling.....	124,862.62	.783
General expense and personnel loss.....	61,440.18	.385
<b>Total.....</b>	<b>\$671,412.80</b>	<b>\$4.213</b>
<b>UNIT COSTS:</b>		
Per ton of ore broken in stopes.....		\$1.032
Per foot of drifts.....		12.859
Per foot of crosscuts.....		10.253
Per foot of raises.....		16.518
Per foot of diamond-drilling.....		1.240
Per foot of shaft (8 by 22 feet).....		78.308

### Ore Reserves

The development factor has improved over that existing at the end of 1934. It is not up to normal at present. The sinking of the main shaft with stations established at the 875- and 1,050-foot levels will expedite the development of the No. 5-7 and South zone veins on these levels. Diamond-drilling has proved the downward extension of the structures to the 1,100- and 1,000-foot horizons, respectively, with favourable results.

Broken ore reserves are estimated at 105,379 tons, with an assay value of \$4.54, and positive ore reserves at 360,648 tons, with an assay value of \$5.42 per ton, both values being based on gold at \$20.67 per ounce.

### Construction

Minor buildings were erected. The Marbuan steam plant was overhauled and is being used as a central heating unit for Marbuan and Ankerite. The necessary lines were installed to Ankerite. The tailings dam was increased in height to provide additional storage.

### General

A second-hand Symons cone crusher was purchased and installed in the crushing plant. Two additional discs were purchased and installed on the American filter in the mill, raising the capacity of this machine to 500 tons plus. Costs have been reduced materially.

During 1935, the average number of men employed at the Buffalo Ankerite mine was 274, and at the Marbuan mine 110. Chas. L. Hershman was manager at both properties.

### MARBUAN MINE

The following memorandum of the report on the operations of the Marbuan Gold Mines, Limited, for the year 1935 is taken from the annual report of the Buffalo Ankerite Gold Mines, Limited, for the same period.

This memorandum is made for the purpose of supplying general information regarding this property to Buffalo Ankerite Gold Mines, Limited, stockholders, although the property was not acquired until after the expiration of the year ending December 31, 1935.

### Production

During the period the mill treated 59,380 dry tons, yielding \$287,012.17. Recovery per ton milled was \$4.833.

#### Milling

Percentage of total possible running time.....	85
Tons treated per day.....	162.3
Tons treated per 24 hours' running time.....	191
Mill heads (at \$20.67 per ounce).....	\$2.61
Mill tailings (at \$20.67 per ounce).....	\$0.189
Extraction, per cent.....	96.02

#### Mining

Ore broken in stopes and stope preparation.....	58,105
Ore broken in development.....	9,413

### Development and Exploration

The objectives for 1935 were the development of the indicated Nos. 3 and 5 structures on the 8th, 9th, and 10th winze levels.

	Feet
Drifts.....	3,914
Crosscuts.....	1,270
Raises.....	667
Diamond-drilling.....	7,596.6

### Costs

The total operating costs per ton milled, including workmen's compensation, silicosis, and fire insurance, follow:—

OVERALL OPERATING COSTS:		Per ton
Exploration.....		\$0.159
Development.....		1.222
Mining.....		2.112
Milling.....		1.061
General expense and personnel loss.....		.489
Total.....		\$5.043
UNIT COSTS:		
Per ton broken in stopes.....		\$1.137
Per foot drifts.....		13.143
Per foot crosscuts.....		12.094
Per foot raises.....		15.903
Per foot diamond-drilling.....		1.185

### Ore Reserves

Ore reserve calculations are based on extensions within the operating areas and the indicated possibilities beyond stope sections on all horizons.

Ore reserves	Tons	Assay value <sup>1</sup>
Broken.....	15,665	\$3.10
Positive.....	35,520	2.97
Probable.....	18,380	2.70
Possible.....	16,360	2.55
Total.....	83,925	\$2.85

<sup>1</sup>Gold at \$20.67 per ounce.

### Construction

The steam plant was overhauled and placed in operation as a central heating unit for both the Ankerite and Marbuan. All pipe-lines, steam and water, were replaced and insulated. A new fuse-house was built. The tailings dam was increased in height to provide additional storage.

### General

A set of second-hand rolls were purchased and installed in the rock-house. Operating costs were reduced.

## Canusa Gold Mines, Limited

Canusa Gold Mines, Limited, was incorporated in July, 1932, with an authorized capitalization of 1,500,000 shares of \$1 par value. In December, 1935, the shareholders of the company authorized an increase in the capitalization to 4,500,000 shares of \$1 par value. The officers and directors of the company in 1935 were: D. D. Wessels, president; Geo. Neukom, vice-president; Thos. R. Deacon, secretary; Robt. Schram, treasurer; H. Kendrick and P. Du Bois, directors. The head office is at 371 Bay Street, Toronto. The mine office address is South Porcupine.

The company holds 440 acres, 80 acres in Tisdale township and 360 in Whitney township, district of Cochrane. The claims are all in one group and were formerly held by the Scottish-Ontario Syndicate.



The following development work has been reported done at this property:—

	To Dec. 31, 1934	1935
	feet	feet
Shaft-sinking .....	320	.....
40-foot level:		
Drifting .....	140	40
Crosscutting .....	10	.....
Raising .....	15	15
100-foot level:		
Drifting .....	600	225
Crosscutting .....	305	150
Raising .....	240	.....
300-foot level:		
Drifting .....	225	.....
Crosscutting .....	790	.....
Raising .....	20	.....

There is a 25- to 50-ton amalgamation mill on this property. Only a small tonnage was milled in 1935. No bullion sales have been reported.

Other plant equipment includes one 40 h.p. locomotive-type boiler, one 20 h.p. marine-type boiler, two air compressors, capacities 850 and 300 cubic feet, a single-drum hoist, and electric motors to drive both compressors and hoist.

Operations were suspended at the property about September 1, 1935, with the exception of pumping operations. The average number of men employed was about 14. Robt. Schram was general manager during 1935.

### Casey Contact Gold Mines, Limited

In June, 1934, the charter of Brookbank Gold Mines, Limited, incorporated in March, 1929, was acquired by Casey Contact Gold Mines, Limited. The authorized capitalization was increased in November, 1934, from 3,000,000 shares to 3,500,000 shares of \$1 par value. The officers and directors are: F. W. Purdy, president; H. L. Walker, vice-president; E. M. Hand, secretary-treasurer; E. L. Cousins, A. K. Roberts, and H. F. Cassidy, directors. The head office is at 67 Yonge Street, Toronto.

The company acquired in 1934 the Brennan-Kenty east group of 12 claims, located about 8½ miles northwest of Nezah in the Sturgeon River area, district of Thunder Bay. Surface work and diamond-drilling was carried on until June, 1935, when underground work was started. A 2-compartment vertical shaft was sunk to a depth of 228 feet. A station was cut at 100 feet, and a level established at 200 feet. All work was suspended at the end of September owing to financial difficulties. A total of 408 feet of lateral work was accomplished on the 200-foot level.

The plant included a 165 h.p. locomotive-type boiler, a 6- by 8-inch Canadian Mead single-drum hoist, and a 275-cubic-foot Sullivan steam-driven compressor.

An average of 23 men was employed in 1935 to the end of September, under the direction of H. M. Parrington. The mine address is Jellicoe. There is a winter road to the property from Nezah.

The company also owns a group of 33 claims at Casummit lake, 100 miles north of Sioux Lookout, in Patricia portion of Kenora district.

At the beginning of 1936 arrangements were being made to change the name of the company to Brengold Mines, Limited.

### Central Patricia Gold Mines, Limited

Central Patricia Gold Mines, Limited, was incorporated in 1931, succeeding Central Patricia Mines, Limited, formed in 1927. It has an authorized capitalization of 2,500,000 shares of \$1 par value.

The officers and directors are: F. M. Connell, president; W. H. Connell, vice-president; Alan Cockeram, secretary-treasurer; J. H. Rattray, L. Cohen, and G. B. Webster, directors. The head office is at 85 Richmond Street West, Toronto.

The mine is situated in the Crow River area, district of Kenora, Patricia portion. The mine camp is about 110 miles north of Savant Lake Station on the Canadian National railway. It lies about 6 miles west of the property of the Pickle Crow Gold Mines, Limited. The holdings include 85 claims, which lie in several large groups in the surrounding area.

The following is an extract from the president's report for the year ending December 31, 1935:—

Following the addition to the mill in April, increasing the capacity to 100 tons per day, production was maintained at that rate throughout the balance of the year. The total yield was 22,061.26 ounces of gold and 2,296.96 ounces of silver, valued at \$777,570.49, from 35,192 tons of ore treated.

A further addition to the mill was decided on in July to bring the milling capacity to 150 tons per day. All the necessary equipment has been purchased and it is expected to have the enlarged plant in operation by March 1, 1936.

Under the existing contract with the Hydro-Electric Power Commission of Ontario, power was delivered to the mine in April and has resulted in a considerable saving. With future requirements in mind, negotiations were opened with the commission for additional power. Your company has concluded a new contract, agreeing to purchase 800 horse-power per annum at \$65 per horse-power for a period of seven years. Power exceeding the 800 horse-power is to be supplied at a \$35 rate. After the seven-year period, all power is to be supplied at \$35 per horse-power for the life of the mine. This new contract will come into effect when the additional power is delivered following the completion of the construction of a second unit at the Rat Rapids development site.

A further reduction in transportation costs was effected on the completion of the Root River portage development last July. Freight can now be transported from Hudson on the Canadian National railway to Doghole bay at the east end of Lake St. Joseph. Doghole bay is 21 miles from the property. The government is now considering the construction of a road from this point to the mine. The road is urgently needed for the general development of this new and proved mining area.

Patents were obtained on 46 mining claims held by your company, representing 2,024.16 acres, making a total of 64 claims, or 2,624.44 acres, on which patents have been acquired. The company has in addition 40 mining claims which will be patented when the required assessment work is completed.

During the coming year it is proposed to sink the main shaft from the 500- to the 1,000-foot level and also carry on further lateral exploration. The amount of development that can be done will be governed by the power available. Delivery of the extra power contracted for is not expected until the 1st of October next.

Development at the No. 2 operation (Springer) was carried out as planned, and the results of the work are covered in the mine manager's report. Power requirements at the main mine made it impossible to carry on further work at this operation for the time being, but in view of the satisfactory results obtained it is the intention of your directors to extend the present shaft to the 500-foot level and do further lateral work when the power is available.

At the close of the year, after treating 35,192 tons, the ore reserves amounted to 95,413 tons, averaging 0.64 ounces per ton.

The development at the main mine continues to be very satisfactory, and that at the No. 2 operation has indicated a substantial length of high-grade ore; and future development of this property shows much promise.

The following is taken from the mine manager's report for the year ending December 31, 1935:—

#### Production

During the year, 35,192 tons of ore were treated, from which was recovered \$777,570.49. The average extraction was 97.36 per cent.

#### Development

Development was restricted to the opening of the known ore shoots. The "B" and "C" ore shoots were developed on the 3rd and 4th levels. This work has shown the ore to have

greater widths and lengths than previously estimated and has consequently increased the tonnage of ore available while maintaining the same grade.

Diamond-drilling has improved the outlook for increased ore reserves. Drilling was done from underground workings and at surface. A hole drilled from the station at the 500-foot level cut the "C" ore shoot at a vertical depth of 140 feet below that level. An ore intersection in this hole gave 0.55 ounces gold across a width of 9 feet. Shallow surface drilling was done 1,200 feet west of the shaft and has disclosed a new ore area. The results of this work indicate a section 233 feet long by 2.5 feet wide, with an average grade of 0.4 ounces gold. Further exploration of this showing will be undertaken by means of underground work on the 375-foot level. Preparations were made to sink the main shaft from the 500-foot to the 1,000-foot level.

#### ORE ESTIMATE

	Tons	Grade
		ounces
"A" ore body.....	6,395	0.59
"B" ore body.....	31,295	.60
"C" ore body.....	36,965	.68
"D" ore body.....	4,450	.52
Broken ore in stopes.....	16,308	.65
Total.....	95,413	0.64

#### Construction

During March and April, a complete change-over from steam to electric power was effected, and at the same time a second mill unit was installed and put into operation, raising the daily capacity from 50 to 100 tons. This change-over of the plant necessitated the construction of a new power-house and a new headframe.

The installation in the power-house of two new compressors, a double-drum hoist, and a standby unit was completed.

The following additional buildings were constructed and equipped: kitchen and dining hall (capacity 150 men), central heating plant, 5 houses, recreation building, machine shop.

#### No. 2 Operation (Springer)

A plant (electrically operated) was set up and a shaft sunk to 175 feet. A station was established at 150 feet and a total of 1,022.5 feet of crosscutting and drifting was done.

Four ore shoots, varying in length from 25 feet to 90 feet, were found to the west of the main crosscut, giving a total ore length of 198 feet, averaging 2.35 ounces over a width of 14 inches. It was necessary to suspend this work in order to have sufficient power available to carry on shaft-sinking operations at the main property. The results of the exploration to date are very satisfactory, and further sinking and development will be carried on as soon as hydro power is available.

#### Summary

The change-over from steam to electric power, together with the improved mine conditions, necessitated a complete rearrangement of the plant and camp buildings. The major expenditures have been completed, so the expense of the construction programme for the ensuing year should be moderate.

In July, it was decided to increase the daily capacity of the mill to 150 tons. Material and equipment for this purpose were purchased and the mill addition is now being erected. All work, apart from capital expenditures, has been written into the operating costs.

An average of 105 men was employed during the year. A. J. Anderson is mine manager. The mine address is Pickle Crow.

#### Central Porcupine Mines, Limited

Central Porcupine Mines, Limited, incorporated December, 1933, has an authorized capitalization of 5,000,000 shares of \$1 par value. The officers and directors of the company are: E. Ward Wright, president; C. D. H. MacAlpine, vice-president; Geo. G. Blackstock, secretary-treasurer; W. J. Aikens, W. J. Hume, H. C. McCloskey, and Jos. Montgomery, directors. The head office is at 25 King Street West, Toronto. The mine office is at Schumacher.

The property held by Central Porcupine Mines consists of 13 claims, 520 acres, in the township of Tisdale, district of Cochrane. It lies south of the

Coniaurum mine and east of the McIntyre and Hollinger mines, and adjoins each. Development of this property has been carried on through the Goldale shaft of the Coniaurum mines, work being done from the 1,000-foot level. In 1934 a crosscut, approximately 2,220 feet in length, was started to reach Central Poreupine ground. About 1,303 feet advance was made in this crosscut in 1934. Early in 1935 a vein was encountered on Coniaurum ground, and cross-cutting was temporarily held up while some development work was done on this vein. Work on the crosscut was later resumed and Central Poreupine ground was entered about 650 feet east of the northwest corner of the property. The crosscut was continued in a direction S.25°E., for 1,252 feet beyond the boundary. A line drive from a point 85 feet back of the face was then carried due east for 689 feet, from which point a crosscut was again started in a southerly direction. Only a few rounds had been taken from this crosscut at the end of the year. The total advance in 1935 was 2,908 feet. From the same level 3,109 feet of diamond-drilling was done in 1935.

The average number of men employed in 1935 was 32. F. G. Stevens is general manager of this property, and Chas. Workman is mine superintendent.

### Churchill Mining and Milling Company, Limited

The Churchill Mining and Milling Company, Limited, was incorporated in March, 1918, and now has an authorized capitalization of 4,000,000 shares of \$1 par value. The officers and directors are: W. R. Knox, president; K. G. Merrick, secretary-treasurer; D. Lieberman, H. H. Van Wart, and F. H. Geddes, directors. The head office is at 45 Richmond Street West, Toronto.

The property held by this company includes a group of four claims in Churchill township, in the West Shiningtree area, district of Sudbury.

Operations at this property, which were suspended in October, 1934, were resumed in July, 1935, and again suspended at the end of November. During 1935 a level was established at the bottom of the 109-foot, 2-compartment shaft, sunk in 1934, and a total of 70 feet of drifting and 154 feet of crosscutting was accomplished.

The plant included a 47 h.p. locomotive-type boiler, a 270-cubic-foot Sullivan compressor driven by a steam engine, and a 6- by 8-inch Jenekes hoist.

An average of 10 men was employed during the period of operation, under the direction of A. Lantagne.

### Clark Gold Mines, Limited

Clark Gold Mines, Limited, was incorporated in October, 1934, with an authorized capitalization of 2,000,000 shares of \$1 par value, 650,000 of which have been issued. The officers and directors are: R. H. Miner, president; A. J. Reece, vice-president; G. S. Andrews, secretary-treasurer; W. S. Lighthall, A. C. Dick, and M. A. Carton, directors. The executive office is at 7411 De Lanaudiere Street, Montreal, Que. The mine address is Dymont.

The property consists of a group of 15 claims located about 8 miles southwest of Dymont on the Canadian Pacific railway, district of Kenora.

Work was started in October, 1934, and carried on until November, 1935. Some open-cut mining was done, and several shipments of ore were made. Underground work was started in April, 1935, and suspended at the end of September, 1935. An old 2-compartment, 75-degree shaft, 75 feet deep, was slashed to vertical and timbered. A level was established at 68 feet, on which 20 feet of drifting was done.

The plant included a 310-cubic-foot gasoline compressor and a small air hoist. Buildings erected consisted of a power-house, blacksmith shop, and powder magazine.

An average of 21 men was employed during 1935, under the direction of R. R. Clark.

### **Cole Gold Mines, Limited**

Cole Gold Mines, Limited, incorporated in November, 1933, has an authorized capitalization of 3,000,000 shares of \$1 par value. The officers and directors of the company are: John Y. Cole, president; Wm. Exton, Jr., vice-president; Cecily Cole, secretary-treasurer. The executive office and the mine office are both located at Cole, a recently established post office.

The holdings of the company are located along the southwestern shore of the Pipestone Bay section of Red lake, in the Patricia portion of Kenora district.

The property is being developed through a 2-compartment shaft, which was sunk to 200 feet in 1933. In 1934, a large amount of development work was done on the 200-foot level and a number of veins were partially developed. In 1935, the 300-foot level was opened. Development continued on this level until about the middle of September, when sinking was again resumed, with an objective depth of 550 feet. This work was completed about the end of the year. Two new levels at 300 feet and 400 feet are to be opened.

Work to date has been carried on with a small steam-operated plant, which includes one 70 h.p. locomotive-type boiler, a Canadian Ingersoll-Rand 250-cubic-foot air compressor, and an 8- by 10-inch Jenckes hoist. Arrangements for the supply of electric power to the mine by the Hydro-Electric Power Commission of Ontario were recently reported to have been completed.

From 45 to 55 men were employed at the mine in 1935. John Y. Cole is manager of the property.

### **Concordia Gold Mining Company, Limited**

The Concordia Gold Mining Company, Limited, is a subsidiary company of Associated Gold Mining and Finance Company, Limited. The company was incorporated in May, 1934, with an authorized capitalization of 3,000,000 shares of no par value, of which 1,501,000 shares are reported held by the parent company. The head office of the company is at 276 St. James Street West, Montreal, Que. The officers and directors of the company are: A. E. Ladouceur, president; Walter F. Costigan, secretary-treasurer; Theo. Lanctot and Stuart Grant, directors. C. L. Laederer is mine manager, and E. E. Elliott is mine superintendent. The mine address is Timmins.

The Concordia Gold Mining Company took over the property of Jones-Porter Mines, Limited, consisting of 14 claims in Deloro township, district of Cochrane. The underground workings consist of a 3-compartment shaft, 158 feet in depth, with station at 125 feet, at which level 177.8 feet of crosscutting and 55.7 feet of drifting had been done to December 19, 1935. During 1935, 10 diamond-drill holes were drilled from underground, and 8 from surface. Total footage in all these holes combined was slightly in excess of 2,400 feet.

During the year the plant was altered, and several additions were made. Buildings and equipment are as follows: office and staff residence; cookery; 2 bunk-houses; fully equipped assay office; blacksmith shop, with Climax drill-sharpener; superintendent's residence; oil-house; magazines; auxiliary boiler-house, with two vertical-type boilers, 25 to 30 horse-power each, used for heating and to supply part of the power required in the mill; a main boiler-house, under

construction, and 2 locomotive-type boilers of 100 h.p. each; and a large combination building, in which there is a fully equipped machine shop, welding shop, dry-house, engineering office, mill, and hoist-room. In the hoist-room there is an 8- by 10-inch Jenckes hoist; a Sullivan, steam-driven, 2-stage, 1,000-cubic-foot air compressor; a second compressor with a rated capacity of 180 cubic feet; and a 20 k.w. steam-driven lighting unit.

In a building attached to the hoist-room is a 12- by 14-inch Ingersoll-Rand 480-cubic-foot air compressor belted to a Hercules TXO 110 h.p. gasoline power unit. This power plant was installed in 1935 and supplies the air for the present mining operations.

The Canadian Straub mill, also installed in 1935, has a capacity of from 5 to 9 tons. It was put into operation in October; and it is estimated that about 230 tons were treated during October, November, and December. On December 15, 1935, the first shipment, 32.9842 ounces of bullion was sent to the Royal Mint.

During 1935 the average number of men employed monthly was 24.

### Russell C. Cone

In the spring of 1935, Russell C. Cone obtained a lease on No. 5 vein on the Lucky Coon property, mining claim P. 655, located about 4 miles south of Mine Centre in the Rainy River district.

There is an old 2-compartment vertical shaft on this vein, which is reported to be 115 feet deep, but no headframe or buildings were left.

Work was started in June to move equipment into the property and to construct buildings. A small mill was completed and put in operation on October 1 to test ore from the dump, but was shut down a month later. The mill equipment included a jaw-crusher, Gibson rod mill, and amalgamation plates. A 20 h.p. boiler and a 5- by 7-inch single-drum hoist were taken into the property, but no underground work had been started by the end of the year.

An average of 5 men was employed under the direction of Russell Cone. The mine address is Mine Centre.

### Coniaurum Mines, Limited

Coniaurum Mines, Limited, has an authorized capitalization of 6,000,000 shares of no par value, of which 2,717,947 shares have been issued. The officers and directors of the company are: Thayer Lindsley, president; A. L. Bishop, vice-president; H. Whittingham, secretary-treasurer; Alex. Longwell, H. Lindsley, H. S. Monroe, T. H. Rea, directors. The head office is at 25 King Street West, Toronto. The mine address is Schumacher. John Redington is mine manager.

The mine property consists of about 760 acres adjoining the McIntyre-Porcupine mine on its east boundary, in Tisdale township, district of Cochrane.

The property has been developed through two shafts and several winzes. The Main, or Bishop, shaft was deepened in 1935 to 3,700 feet. A second shaft goes down to the 1,000-foot level. Some 833 feet of winze-sinking was also done in 1935, bringing the total winze footage up to 1,678 feet.

The following is taken from the mine manager's report for the year ending December 31, 1935:—

### Development

Development in various parts of the mine has consisted of considerable lateral work, as well as sinking and raising. The Bishop, or Main, shaft has now reached a depth of 3,700 feet.

Two new levels have been established: the 3,250-foot and the 3,500-foot. In addition, a winze is being put down near the east boundary of the West Goldale claim. This has now reached a depth of 900 feet below the 3,000-foot level. Considerable amounts of drifting and crosscutting have been done on the 1,000-, 1,750-, 2,000-, 3,000-, and 3,500-foot levels.

### Exploration

The 3,250- and 3,500-foot levels are now under vigorous exploration. No. 10 crosscut is being driven on the 3,250-foot level to intersect the No. 7 vein fracture, which is located on the south side of the Coniaurum porphyry mass. On the 3,500-foot level M2 crosscut is being driven west to connect with the winze, where a level has already been established. From this point M2 crosscut will be driven due west to the McIntyre boundary.

Veins Nos. 7, 25, and 26 have been indicated on the 3,500-foot level and are now under exploration. Vein No. 24 on the 1,000-foot level has been driven on for some distance. This vein is located in the southwest portion of the property. On the 3,000-foot level, veins Nos. 21 and 22 have been developed for some distance. Both of these provided considerable ore for mill feed.

This year has been one of large expansion both underground and on surface. The full value of this will not begin to make itself apparent until about June of 1936. At that time we expect to bring into production at least two new levels.

Diamond-drilling, as in other years, has been carried on for the purpose of obtaining geological information, as well as for the location of ore bodies.

### SUMMARY OF DEVELOPMENT

	Feet
Sinking.....	1,338
Drifting.....	2,481
Crosscutting.....	4,373
Raising.....	1,857
Diamond-drilling.....	12,942

The footage driven in ore was 1,684 feet, with an average value of 5 pennyweights per ton over a width of 4.8 feet. Vein No. 15 has been developed on the 350-foot, vein No. 15A on the 1,750-foot, and veins Nos. 21 and 22 on the 3,000-foot level.

### Ore Reserves

Broken ore reserves are greater than those of last year and are now 200,067 tons. Stopping supplied 199,357 tons, and development another 17,622 tons of ore. The mill drew 151,055 tons, leaving a carry-forward of 200,067 tons of ore at the end of the year. Unbroken ore reserves are estimated at 171,320 tons, having an average grade of 4.1 pennyweights.

### Milling

During the year the mill treated 151,055 tons of ore with an average recovery of \$7.51 per ton, extracting 95.94 per cent. of the gold content, operating 354.73 days, or 97 per cent. of the possible running time. The mill was closed down for a period of ten days while making the change-over of crusher into the new crusher building.

### New Equipment and Improvements to Buildings

A new hoisting engine, with a maximum speed of 1,800 feet per minute, was installed. A new headframe was erected, and the crushing plant rearranged to facilitate handling larger tonnage. Also some additional equipment was added to the machine shop. The new buildings consist of a fireproof hoist-house and electrical shop; an addition to the dry-house; and an addition to the main office for the use of the resident doctor, as well as a new residence to accommodate the physician.

### Tailings Dam

A large tailings dam is now under construction. When complete it will have a storage capacity that will serve our requirements for many years. We are very fortunate in having this available space on our property.

The average number of men employed during the year was 296; of this number 211 were employed underground.

## Consolidated Mining and Smelting Company of Canada, Limited

The Consolidated Mining and Smelting Company of Canada, Limited, is capitalized at \$20,000,000, divided into 800,000 shares of \$25. The officers and directors are: Jas. J. Warren, president; Jas. E. Riley, secretary-treasurer; Jas. J. Warren, Sir Edward Beatty, S. G. Blaylock, Henry Joseph, J. C. Hodgson,

F. G. Osler, R. S. McLaughlin, Sir Herbert Holt, W. A. Black, R. H. McMaster, Thayer Lindsley, Hon. R. R. Bruce, Sir Charles Gordon, and L. A. Campbell, directors. The head office is at 215 St. James Street, Montreal, Que. An office is maintained at 302 Bay Street, Toronto.

#### Afton Mine

The company started underground operations on this property in January, 1935, and carried them on throughout the year. The property is in Afton township, Timagami Forest Reserve, district of Sudbury.

Previous operators had driven a 200-foot adit, from which a 2-compartment vertical winze had been sunk to a depth of 150 feet. A level was established at that depth, on which 270 feet of crosscutting was accomplished.

During 1935 the winze was sunk an additional depth of 266 feet, to a total depth of 416 feet, and levels were established at 275 and 400 feet. The lateral work accomplished in 1935 consisted of 34 feet of drifting on the 150-foot level, 616 feet of drifting and 249 feet of crosscutting on the 275-foot level, 751 feet of drifting and 210 feet of crosscutting on the 400-foot level. During the year a total of 1,321 feet of diamond-drilling was done from underground, and 957 feet from surface.

The plant used included two 53 h.p. horizontal return tubular boilers, a 360-cubic-foot steam-driven compressor, and an 8- by 6-inch Ingersoll-Rand single-drum hoist.

New Golden Rose Mines, Limited, was incorporated in April, 1935, with an authorized capitalization of 3,000,000 shares of \$1 par value to take over this property from Afton Mines, Limited, in return for 1,000,000 shares of New Golden Rose stock. Under the terms of the option Consolidated Smelters was to receive approximately 2,000,000 shares of New Golden Rose stock on an expenditure basis. This expenditure was completed during 1935 and the option fulfilled.

An average of 54 men was employed during 1935, of whom 23 were underground. D. C. McKechnie is mine manager, and W. E. Aitchison is superintendent. The mine address is Sudbury.

#### Cordova Mine

The company acquired the old Cordova property on the east half of lot 20, concession I, Belmont township, Peterborough county.

In 1935 the old No. 3 shaft was dewatered, retimbered, and enlarged to the 5th, or bottom, level. An additional 160 feet of sinking was done and new hoisting equipment installed. Some 22 feet of drifting and 36 feet of crosscutting was done, and 600 tons of ore and 5,000 tons of waste were hoisted.

C. A. Seaton was manager, employing 39 men. The mine address is Cordova.

#### Golden Horn Mine

In May, 1935, work was started under option at the old Golden Horn mine, Rush bay, Lake of the Woods, district of Kenora. It is about 22 miles southwest of Kenora.

Previous operators put down two shafts on this property to depths of 106 and 254 feet, and established levels at 100, 166, and 235 feet. They accomplished 231 feet of drifting and 65 feet of crosscutting on the 1st level, 362 feet of drifting and 31 feet of crosscutting on the 2nd level, and 118 feet of drifting and 285 feet of crosscutting on the 3rd level. A small amount of stoping was done. They constructed a small mill containing a jaw-crusher, rolls, Huntington mill, and three concentrating tables, with which some gold was produced.



The company dewatered the workings and carried on sampling work till the end of July, when the option was dropped.

The mill and cookery were all that remained of the old equipment. A 310-cubic-foot gasoline compressor was used to dewater the workings.

An average of 7 men was employed during the period of work, under the direction of C. E. White.

#### McKenzie Claims

The company has under option the McKenzie group consisting of 9 claims, or about 360 acres, in Garrison township, district of Cochrane.

The following work was done in 1935: shaft-sinking, 256 feet; crosscutting, 712 feet; and drifting, 293 feet; about 7,612 tons of waste were hoisted.

The plant consists of a gasoline compressor and a single-drum air hoist. An average of 20 men was employed at the property during the year. The mine address is Matheson. A. S. Hudson was manager.

#### Rich Rock

The company has under option the property of Rich Rock Mines, Limited, in Kaladar township, Lennox and Addington county. The property consists of 298 acres in lots 24 and 25, concession VI.

Work was started on April 24, 1935, and to the end of the year the following work was accomplished: shaft-sinking, 125 feet; crosscutting, 57 feet; and drifting, 30 feet. About 150 tons of ore and 1,700 tons of waste were hoisted.

C. E. White was manager, employing an average of 25 men. The mine address is Flinton.

#### Cooper and Barry

W. D. Cooper and P. A. Barry continued operations, on a lease basis, on the Birch Lake property of McIntyre-Porcupine Mines, Limited, to the end of 1935. This property consists of 8 claims on the north side of Birch lake, two miles east of the Argosy mine, in Kenora district, Patricia portion.

In 1934, mining was carried on from an open stope. In 1935, a shaft was started from the bottom of the stope, 42 feet below surface, and sunk to 98 feet. The ore was found to be cut off in this shaft by a horizontal fault. Some exploration work was done along the fault-plane, but the downward continuation of the ore was not found. Work was then resumed at the 42-foot level. Drifting was started from each end of the stope, and about 100 feet of lateral work was done. Some ore was taken down above the drifts. In September, 1935, about 20 tons of ore was being milled daily in a small stamp and amalgamation mill.

The lease was dropped about the end of the year, and since then part of the mill equipment has been removed from the property.

The average number of men employed in 1935 was 19.

#### Corless Patricia Gold Mines, Limited

Corless Patricia Gold Mines, Limited, was incorporated under the laws of Ontario on January 7, 1935. It is capitalized at 3,000,000 shares of \$1 par value; 1,000,000 shares were issued for property. The officers and directors are: Edwin C. Graves, president; H. J. Carmichael, vice-president; Joseph Simpson, secretary-treasurer; Charles Buchanan and Robt. White, directors. The head office address is 25 Richmond Street West, Toronto. The mine address is Jackson Manion.

The property consists of 26 patented claims, approximately 1,000 acres, in Corless township, in the Woman Lake area, district of Kenora, Patricia

portion. It lies about  $5\frac{1}{2}$  miles west of the property of J-M Consolidated Gold Mines, Limited, and may be reached from Hudson by a canoe route through Lac Seul, Pakwash lake, Trout Lake river, and Woman river, to Woman lake, but the best route is by air from Hudson or Sioux Lookout. The planes land on Corless lake about one mile from the camp.

Work to date has consisted of trenching and diamond-drilling. Active development was begun in January, 1935. During the year 26 diamond-drill holes, averaging 184 feet in depth, were drilled. Further drilling is planned for 1936.

Ten log buildings have been erected on the property, including a fully equipped assay office.

A. A. Robins was manager during 1935, and was succeeded by W. M. Rice. An average of 15 men was employed at the property during the year.

### **Coulson Consolidated Gold Mines, Limited**

Coulson Consolidated Gold Mines, Limited, has a capitalization of 3,000,000 shares of \$1 par value, of which 1,378,980 shares have been issued. The officers and directors are: Nicholas Kinsella, president; A. Ritchie, secretary-treasurer; L. V. Sutton, Raymond Sutcliffe, G. S. Haines, and D. McKenna, directors. The head office is at 1809 Royal Bank Building, Toronto.

The property in Coulson township, district of Cochrane, operated throughout 1935. Underground work was suspended in November.

During the year the south shaft was deepened to 570 feet, and 1,000 feet of drifting and 1,500 feet of crosscutting were done on the 550-foot level.

An average of 35 men was employed. The mine address is Painkiller Lake, via Matheson.

### **Craig Gold Mines, Limited**

Craig Gold Mines, Limited, has a capitalization of 5,000,000 shares of \$1 par value, of which 1,923,252 shares have been issued.

The officers and directors are: F. W. Clements, president; W. N. Agnew, vice-president; F. J. Slater, secretary-treasurer; Geo. W. Scobell and Gerald D. Martin, directors. The head office is at 330 Bay Street, Toronto. The mine address is Madoc. The company owns nine claims in Tudor township, Hastings county.

Two shafts have been sunk, No. 1 to a depth of 245 feet and No. 2 to a depth of 200 feet. In No. 1 shaft, stations have been cut at 50, 125, and 225 feet. About 350 feet of drifting was done on the 50-foot level, and 110 feet on the 225-foot level. The mine operated from January to October 15, when work was temporarily suspended.

An average of 30 men was employed under the management of J. G. A. Stevenson. E. B. E. de Camps is consulting engineer and acting manager.

### **Darwin Gold Mines, Limited**

Darwin Gold Mines, Limited, was incorporated in August, 1934, with an authorized capitalization of 3,000,000 shares of \$1 par value. The officers and directors are: Geo. Royce, president; David Gross, Robert Fennell, R. E. Hore, and R. A. Darwin, directors. Corporation Management and Executives, Limited, is secretary-treasurer. The executive office is at 304 Bay Street, Toronto. The mine address is Gold Park.

The property is located in township 29, range 23, in the Michipicoten area, district of Algoma. It is about 7 miles by road from Wawa station on the Algoma Central railway.

Work was continued throughout 1935. The 2-compartment 60-degree shaft was sunk an additional 100 feet to a total depth of 543 feet, and a 5th level established at 533 feet on the incline. In July, a 3-compartment vertical shaft was started from surface, and by the end of the year it had reached a depth of 418 feet, with sinking still in progress. Stations had been cut at depths of 276 and 367 feet, connecting with the 3rd and 4th levels from the inclined shaft.

The development work accomplished on the various levels during the year, and the total to the end of 1935, was as follows:—

Level	Drifting		Crosscutting		Raising	
	1935	Total	1935	Total	1935	Total
	feet	feet	feet	feet	feet	feet
200-foot.....	.....	640	.....	106	.....	50
300-foot.....	198	957	205	431	232	347
400-foot.....	328	1,632	210	591	255	373
500-foot.....	645	645	50	50	112	112
Total.....	1,171	3,874	465	1,178	599	882

The 50-ton amalgamation-flotation mill, which has been on the property since 1929, was changed to an amalgamation-cyanidation circuit and put in operation on November 5. The equipment now includes a jaw-crusher, Marcy ball mill, Hardinge mill, Dorr Duplex classifier, Dorr Simplex classifier, 4 Pachuca tanks, 2 thickeners, 2 Oliver filters, and a Merrill-Crowe precipitation unit. By the end of 1935, the mill had treated a total of 2,086 tons of ore.

Additions to the plant during 1935 included a 42-inch double-drum electric hoist, and a 770-cubic-foot Ingersoll-Rand electric compressor. A steel head-frame was erected for the new shaft. Buildings constructed included a shaft-house, blacksmith and machine shop, hoist-compressor house, dry-house, bunk-house, and additions to the original mill building.

An average of 61 men was employed during 1935, of whom 30 men were underground. M. H. Froberg was in charge of operations.

### Delnite Mines, Limited

Delnite Mines, Limited, was incorporated in November, 1934, and is capitalized at 3,000,000 shares of \$1 par value. This company is a subsidiary of Sylvanite Gold Mines, Limited, and Erie Canadian Mines, Limited. The latter company, a wholly owned subsidiary of Sylvanite Gold Mines, Limited, received Delnite shares for preliminary expenditures and development done during the summer of 1934 and the option to purchase other shares, so that if fully exercised Erie Canadian will hold 1,291,500 shares of the issued capital. There were 840,000 shares issued for the property, which consists of the property of the former La Roche Mines, Limited, and the Rendix or Martin claims, three patented claims located 3 miles southeast of Timmins in the township of Deloro, district of Cochrane. The officers and directors are: E. L. Koons, president; W. L. Marcy, vice-president; Welles V. Moot, managing director; C. L. Ingham, treasurer; W. S. Walton, secretary; Harry Yates, Jas. E. Day, and Jas. Savage,

directors. The head office of the company is at 603 Royal Bank Building, Toronto. The mine address is Timmins.

During 1935, a second bunk-house, 24 by 36 feet, and other small buildings were erected. A 60- by 16-inch air receiver was added to the mining plant, and the 10- by 12-inch air hoist was improved by alterations, including a gear-driven indicator. An electric pump was placed underground after the shaft was deepened. A magneto phone system and an electric cage-call system, to connect each level with the shaft-house and hoist-room, were installed.

An average of 37 men was employed during 1935. J. F. R. Akehurst is resident manager of the mine.

The following is an extract from the general manager's report for the fiscal year ending March 31, 1936:—

During the period, in addition to continuing work on the 125-foot level, the shaft was deepened and two new levels were opened up at the 250- and 375-foot horizons. A summary of the work done during the year is shown in conjunction with all previous work.

### Development

#### SUMMARY OF DEVELOPMENT AND EXPLORATION, MARCH 31, 1936

	Drifting	Cross-cutting	Shaft-sinking	Shaft stations	Total	Diamond-drilling
	feet	feet	feet	feet	feet	feet
To March 31, 1935. . . . .	1,233	903.5	138	25	2,299.5	7,099
April 1, 1935, to March 31, 1936. . . . .	3,015.5	1,599	253	66.5	4,934	9,179
Total to March 31, 1936	4,248.5	2,502.5	391	91.5	7,233.5	16,278

In the 3,015.5 feet of drifting done during the year, 1,121 feet of ore were developed. In the 4,248.5 feet of drifting which has been done at the property since the beginning of operations, 1,439 feet of ore have been developed, which have an estimated average grade of 0.215 ounces over an average width of 5.1 feet. The average grade was calculated from channel sampling, in which all high assays have been reduced to 1 ounce. This combined footage and grade of ore is classified by levels as follows:—

Level	No. of ore shoots	Total length	Value at \$20.67	Value at \$35.00
		feet		
125-foot. . . . .	5	445	\$5.18	\$8.75
250-foot. . . . .	3	428	3.96	6.70
375-foot. . . . .	3	566	4.24	7.17
Total. . . . .		1,439	\$4.45	\$7.53

*Diamond-Drilling.*—Of the 9,179 feet of drilling done during the year, 5,364 feet was done from surface and 3,815 feet from underground. As part of the surface drilling, a series of three holes were put down to cut, at 750 feet vertical depth, the zone being developed in underground operations. Results indicated vein structure similar to that found in the lateral work.

In the drilling from underground, in addition to the drilling required by current development work, a series of five holes has been put down to explore the values in the downward extensions of vein No. 301 at the 500-foot level. The holes were spaced 100 feet apart. The results secured in these holes indicate the same ore situation on this vein at the 500-foot horizon as has been found at the 375-foot level.

*Structure.*—The veins on which the drifting has been done are located in a basalt formation, which strikes in a general east-west direction and dips 50°–60°N. The main ore zone is a band of altered basalt, 200 feet wide, which lies between two roughly parallel bands of chlorite schist, which have resulted from intense alteration of previous basalt beds. To the north and south of the above area further basalt flows are shown by drilling. Vein indications and a quartz porphyry intrusive have been cut in this outer basalt, but the importance of the areas has not been determined.

The veins in the main ore zone follow the primary flow structure of the basalt. Where the normal strike and dip of the structure has not been disturbed, the veins of the Nos. 101 to 301 vein system have shown continuity of ore on the levels and in the drilling below the 375-foot level mentioned previously.

In the area 500 feet northeast of the shaft, a drag fold exists in the basalt beds, and the vein structure is irregular, resulting in a condition that does not permit straight-away development. The ore developed in this area has been found to be of higher grade than the average of the mine.

#### Plant and Equipment

The plant and equipment were maintained in good operating condition. A second Lunk-house was erected. A mine ventilation fan was installed on surface to exhaust from the two bottom levels. Expenditures on new buildings and plant were kept at a minimum pending a decision on a permanent building programme.

#### General

The total expenditures for the year were \$118,684.35. The ore occurrences developed to date and the possible ore indicated by drilling both on and below the present workings, are encouraging.

### De Santis Porcupine Mines, Limited

The name of the De Santis Gold Mining Company, Limited, was changed to De Santis Porcupine Mines, Limited, in June, 1935. The capitalization was reduced to \$2,400,000 by the cancellation of 1,600,000 issued shares, and then increased to \$3,000,000 by the creation of 600,000 additional \$1 shares. Shareholders received one new share for each two of the old.

The officers and directors are: Peter De Santis, president and mine manager; Jos. V. Friel, vice-president; Giuseppe Giustini, secretary-treasurer; Theodore Schultz, T. Pomeroy, R. T. Payton, and Frank Prest, directors. The executive office is at 24½ Second Avenue, Timmins. The mine address is Box 1299, Timmins.

The company holds nine claims in Turnbull township and nine in Ogden township, district of Cochrane. It is on this latter group, lying about 4½ miles southwest of Timmins, that development work has been conducted in late years.

The property has been partially developed to a depth of 200 feet. The first shaft sunk was 210 feet in depth. Levels were opened at 90 and 200 feet below the collar. The total amount of crosscutting and drifting done to the end of 1935 on the 90-foot level was 327 feet. On the 200-foot level, the crosscutting and drifting amounted to 3,991 feet. During 1935 a main working shaft was started. It was raised to surface from the 200-foot level, and then then timbered from the surface down. A new timber headframe was erected and enclosed, but the proposed sinking below the 200-foot level had not been begun at the end of the year.

The average number of men employed in 1935 was 26. Fred Knutson was succeeded by H. McQuarrie as mine superintendent during the year.

### Dome Mines, Limited

The authorized capital stock of Dome Mines, Limited, consists of 1,000,000 shares of no nominal or par value, of which 46,666 are held under an agreement in trust for the company; the dividends on these shares are returned to the treasury of the company. The mine property lies in Tisdale and Whitney townships, district of Cochrane.

The officers of the company are: Jules S. Bache, president and treasurer; J. H. Stovel, first vice-president; G. C. Miller, second vice-president; Morton F.

Stern, third vice-president; Alex. Fasken, secretary; E. P. Goetz, assistant treasurer and assistant secretary; C. C. Calvin, assistant secretary; John B. Robinson, assistant secretary.

The directors are: Jules S. Bache and Morton F. Stern, New York; G. C. Miller, Buffalo; Dwight B. Lee, Detroit; G. H. Harris and Simon N. Stein (who fills the vacancy caused by the death of Innis P. Allen), Rochester; Alex. Fasken, Frank E. Maulson, and Frederick Burnett, Toronto.

The death took place during 1935 of H. P. De Pencier, who for many years had been first vice-president and general manager of the company. This position has been filled by J. H. Stovel, who was formerly general superintendent. Robert E. Dye joined the staff of the mine as general superintendent early in 1936.

The office of the executive and financial department is at 42 Broadway, New York. The Toronto office is at 36 Toronto Street. The mine address is South Porcupine.

During 1935 there was an average of 738 men employed at the mine; of this number about 439 were employed underground.

The following is taken from the report of the general manager for the year ending December 31, 1935:—

During the year 635,700 tons were hoisted; of this 549,100 tons was ore, which was sent to the mill and treated, and 86,600 tons was waste, which was dumped on the surface. In addition, 4,600 tons of waste was dumped into old stopes.

The 549,100 tons of ore milled yielded bullion containing 204,842.595 ounces of gold, the yield per ton being 0.3731 ounces. In addition, there was recovered from the treatment of by-product, 1,952.434 ounces.

All values of ore, etc., will be expressed in pennyweights throughout this report. One pennyweight equals one-twentieth of an ounce, troy weight.

The following statement gives particulars of revenue and expenditure for the year under review:—

### OPERATING STATEMENT

for the year ended December 31, 1935

#### EARNINGS:

Bullion production (after deducting gold bullion tax and mint charges— \$346,202.04).....	\$6,939,988.68
--	----------------

#### OPERATING AND MAINTENANCE EXPENDITURE:

Development and exploration.....	\$658,460.76
Mining, including hoisting.....	731,369.56
Crushing and conveying.....	120,313.78
Milling.....	504,505.84
Bullion expense.....	10,438.84
Fire protection.....	6,673.02
Warehouse expense.....	12,135.54
Auditing expense.....	2,828.81
Administrative expense:	
Mine office.....	111,293.90
Executive office.....	70,305.19
Registrar and transfer fees and expenses.....	11,810.33
Municipal taxes.....	18,065.99
Insurance.....	15,408.32
Ontario corporation capital tax.....	1,220.20
	2,274,830.08

NET OPERATING PROFIT FOR THE YEAR.....	\$4,665,158.60
--	----------------

### Development

The following table gives details of the development accomplished during the year:—

## SUMMARY OF DEVELOPMENT BY LEVELS FOR THE YEAR 1935

Level	Stations	Drifts	Cross-cuts	Drift and crosscut slashing	Raises	Winzes	Box-holes	Raise, winze, and box-hole slashing	Total	Diamond-drilling
	feet	feet	feet	feet	feet	feet	feet	feet	feet	feet
1st.....		81					44		125	
3rd.....					28				28	
5th.....					126			3	129	123
6th.....			30	11				20	61	1,211
7th.....		353		41	186		48	2	630	1,234.5
8th.....		298		17	32		188		535	
9th.....		519		56	115		326	11	1,027	
10th.....		756		117	27		354	14	1,268	
11th.....		288		32	53		397	127	897	
12th.....		397	7	37	150		548	181	1,320	4,202.5
13th.....		216		16	134		973	279	1,618	671
14th.....		1,136	780	291	208	62	773	82	3,332	6,128.5
15th.....		793	710	98	157		601	262	2,621	6,360
16th.....		289	260	141					690	
16th (No. 6 shaft).....		2,997	133	1,187					4,317	
17th.....		84		52					136	451
18th.....	16	493		101		650			1,260	
20th.....										3,360.5
21st.....	20			6					26	
23rd.....		324	51	7					382	
24th.....		1,046	71	142	663	20	312	111	2,365	1,385
25th.....		883	391	146	229	59	208	94	2,010	4,026
26th.....		250	204	59	264		10	43	830	4,851
27th.....		447	6	6	111			24	594	7,474.5
Total..	36	11,650	2,643	2,563	2,483	791	4,782	1,253	26,201	41,478.5

Approximately 26,200 feet of drifting, crosscutting, raising, winzing, and box-holing, and 41,500 feet of diamond-drilling, has been done in the course of searching for and opening up the various ore bodies.

Above the 16th level, about 13,600 feet of development work was done, mostly in connection with known ore bodies or extensions of same.

At the directors' meeting, held at the time of the annual meeting of this company in the latter part of April, 1935, permission was given your management to proceed with the sinking of a main underground shaft from the 2,050-foot or 16th level. This shaft was to be located about 4,500 feet in an east-northeasterly direction from our No. 3 main shaft. The section of this new or No. 6 shaft will be approximately the same as the present No. 3 shaft and will have similar hoisting equipment and capacity. The hoisting equipment ordered for this shaft is designed for a depth of 3,000 feet, but can be used to 4,000 feet, if it is found desirable to do so. It is planned to sink this shaft at one lift to the 31st level, or 4,250 feet below the collar of No. 3 shaft. This will give us four new levels to explore as well as enable us to do further work in that area between the 18th and 27th levels. Further sinking may be done later from this point.

Drifting to the site of No. 6 shaft was started in May, and this drift reached the general area of the shaft in late December. In all, 3,000 feet of drifting was done, and 1,400 feet of old drift was slashed out to the size of this main haulage drift, which is 9 by 12 feet. A trolley haulage has been established on this drift capable of handling the normal capacity of the mine.

Considerable work remains to be done before sinking can be started from this level. The shaft has to be raised about 160 feet above the level, excavations have to be made for hoist-rooms, ore and waste pockets, a station, and a station storage yard, and rope-way raises from hoist-rooms to sheave wheels. It involves approximately 7,000 cubic yards of excavation. All necessary equipment has been ordered and is in process of manufacture or has been received and installed.

On the 16th level, in addition to the main development, about 700 feet of drifting was done. On the 17th level, a small amount of drifting was done in connection with known ore bodies.

Between the 18th and 23rd levels, approximately 1,300 feet of drifting and sinking was done in connection with establishing a second entry into the 23rd level. This work was completed in September, giving the needed ventilation to the lower levels and permitting a start at actual mining on these levels. In further development of the ore zones below the 23rd level, approximately 6,200 feet of development work was done; also 17,700 feet of diamond-drilling.

The vein structure in drift No. 2,504 has been further drifted on at the 26th and 27th levels, where lengths of 790 feet and 470 feet, respectively, have been established. Also several small, but not yet thoroughly understood ore occurrences in the greenstone to the north and west of this vein structure have been found on the 24th and 25th levels. No development has been attempted on these on the 26th and 27th levels as yet. All the ore occurrences on these levels are characterized by the presence of much visible gold.

The work done to date indicates the probability of securing over 425,000 tons of ore from the 23rd to the 27th levels. It is felt that the grade of this ore will be considerably better than the grade of the ore in the older areas of the mine.

Of the tonnage milled, the stopes yielded 466,600 tons, averaging 7.89 pennyweights per ton, and development work yielded 82,500 tons, averaging 5.95 pennyweights per ton; a total of 549,100 tons, averaging 7.59 pennyweights per ton.

The expenditure on mining was \$731,369.56, or \$1.33 per ton milled. The expenditure on development was \$658,460.76, or \$1.20 per ton milled. Of the \$1.20 per ton, approximately 32 cents was chargeable directly to the major development work on the 16th level.

**Ore Reserves**

The ore reserves are estimated at 2,000,000 tons. This includes 773,700 tons of broken ore but does not include 300,000 tons indicated as probable ore between the 23rd and 25th levels.

**The Mill**

The following are the results of the mill operations during the year from a total of 549,100 tons treated:—

	Value per ton	Extraction per cent.
	dwt.	
Heads.....	7.5944	.....
Recovery.....	7.4610	98.24

The small plant treating old iron and other scrap produced 1,952.434 ounces.

**Exploration**

As hitherto, we have continued to examine prospects and properties. No new properties were taken up during the year.

**General**

Operating costs for the year were \$4.143 per ton milled, as against \$3.877 in the year 1934. Actual mine operating costs were slightly less than last year, the increase being due to development work in connection with No. 6 shaft.

The acquisition of the Foley O'Brien Corporation, Limited, in August, 1935, has added thirteen claims to our holdings. While it may be several years before our workings will reach this property, the trend of our ore bodies is all in the direction of these claims, and it is felt that these facts fully justify their purchase.

The death of our late general manager, Mr. H. P. De Pencier, late in November, was a severe loss to the company and to his many friends and admirers on our staff. His passing from the Dome picture is genuinely regretted by all.

**Duport Mining Company, Limited**

The Duport Mining Company, Limited, was incorporated in January, 1929, with an authorized capitalization of 2,000,000 shares of no par value. The officers and directors are: J. G. Cross, president; Thayer Lindsley, vice-president; W. J. Matthews, secretary-treasurer; W. C. Robinson and R. V. Whiteside, directors. The head office is at 215 Public Utilities Building, Port Arthur. The mine address is Kenora.

The property held by this company includes the Cameron Island mine, located at Shoal lake, district of Kenora. It is about 28 miles southwest of Kenora by air.

Underground operations were continued at the property until November 24, when they were suspended until after Christmas. During 1935 a total of 530



feet of drifting and 137 feet of crosscutting was done on the 124-foot, or 2nd level; a 2-compartment 75-degree winze was sunk from the second level to a depth of 120 feet; and a 3rd level was established at that depth, on which 376 feet of drifting and 318 feet of crosscutting was accomplished. A small high-grade lens on the second level was stoped out.

During the year 376.16 tons of ore was shipped to Tacoma, Wash., and 98.54 tons of ore to Flin Flon, Man. The average gold content of these shipments was 4.45 ounces per ton.

The plant included an 84 h.p. boiler, 40 h.p. boiler, 300-cubic-foot steam compressor, a 500-cubic-foot Diesel compressor, a 7- by 9-inch hoist on surface, and a 6- by 8-inch hoist underground.

An average of 22 men was employed, of whom 12 were underground. J. G. Cross was in charge of operations, with C. Nelson as mine captain.

### Edgelake Gold Mining Company, Limited

The Edgelake Gold Mining Company, Limited, was incorporated in September, 1934. The authorized capitalization is 3,000,000 shares of \$1 par value. The officers and directors of the company are: P. B. Cameron, president and manager; J. A. Picotte, vice-president; J. M. Forbes, secretary; K. G. Cameron, treasurer; Robert McKinnon and David Craig, directors. The executive office address is Box 128, Schumacher. The mine address is Tashota.

The property consists of ten claims, approximately 400 acres, surrounding the west end of Tashota lake,  $1\frac{1}{2}$  miles north of Tashota station on the trans-continental line of the Canadian National Railways, Thunder Bay district.

During 1935, with an average of 2 men per month over a 9-month period, the following construction work was done: a 34-foot headframe was erected over a shaft, sunk at an earlier date to a depth of 32 feet; a boiler- and hoist-room building, 30 by 30 feet, with a 30- by 16-foot wing, was erected; and an Ingersoll-Rand 460-cubic-foot compressor and a 50 h.p. boiler were installed. Other equipment includes a 20 h.p. portable locomotive-type boiler and a 6- by 8-inch Jenckes steam hoist. An assay office and a small cabin were also erected. The president and vice-president have done most of the work so far accomplished at the property. Activities ceased temporarily late in the fall of 1935.

### Edwards Gold Mines, Limited

Edwards Gold Mines, Limited, has an authorized capitalization of 2,000,000 shares of \$1 par value. The company was formerly known as Del Sol Gold Mines, Limited; the change of name was authorized by letters patent in April, 1935. The officers and directors were: H. C. Orton, president; J. B. Kleckner, vice-president; H. H. Huevelman, secretary-treasurer; Murdock L. Martin, assistant secretary; F. E. Matthews, Neill Richards, R. G. Orton, E. B. Tilton, and H. C. Miller, directors. The head office is at 302 Sterling Tower, Toronto. A business office is maintained at 231 South La Salle Street, Chicago, Ill.

The company acquired the Edwards property, located in township 48, range 27, district of Algoma, on which the Gold Lands Syndicate of Algoma sank a 2-compartment 80-degree shaft to a depth of 97 feet, and did 60 feet of lateral work at that depth.

Underground work was started in March and continued until June, during which period about 400 feet of additional lateral work was accomplished on the 97-foot level.

The plant included a 110-cubic-foot and 310-cubic-foot Gardner Denver gasoline compressor and a gasoline hoist.

An average of 8 men was employed during 1935 under the direction of J. A. S. Roussac.

The property is reached by road from either Goudreau or Lochalsh. The mail address is Lochalsh.

### Elizabeth Gold Syndicate

The Elizabeth Gold Syndicate was formed in 1935 to acquire the old Elizabeth mine in Rainy River district about 10 miles north of Atikoken on the Fort Frances branch of the Canadian National Railways. W. L. Doyle is manager of the syndicate. The head office is at 9 Adelaide Street East, Toronto.

The Elizabeth mine was discovered in 1900 and worked until 1903. It was again worked during parts of 1912, 1913, and 1914. A 10-stamp mill was installed in 1902. The old workings include a 280-foot shaft, with levels at 65, 146, and 246 feet.

The syndicate started work in May. During the balance of the year the underground workings were dewatered and examined, in addition to surface work. Buildings and part of the old mining equipment were reconditioned. Operations were practically suspended for the winter at the end of the year.

An average of 15 men was employed during the period of operation, under the direction of C. N. Thompson.

### Falcon Gold Mines, Limited

Falcon Gold Mines, Limited, was incorporated in September, 1935, with an authorized capitalization of 2,500,000 shares of \$1 par value. The officers and directors are: W. G. Chapman, president; C. H. Hitchcock, vice-president; S. E. Cassan, secretary-treasurer; John Elliott and Lionel Brooke, directors. The head office is at 200 Bay Street, Toronto. The mine address is Sudbury.

The property consists of four claims in Falconbridge township, district of Sudbury, and was formerly known as the McConnell or Beckley property. It is about 7 miles northeast of Wanapitei village, to which it is connected by road.

Operations were started in March, 1935, by the parent company, South Tiblemont Gold Mines, Limited, and continued until Falcon Gold Mines, Limited, took it over in September. The latter continued work until the end of November, when operations were suspended.

Previous operators sank a 45-foot shaft and did some diamond-drilling. During 1935 the diamond-drilling was extended to a total of 3,000 feet. A power-house, blacksmith shop, office, bunk-house, and cookery were constructed, and a headframe was erected over the old shaft. A 20 h.p. boiler and a 6- by 8-inch steam hoist had been installed when operations were suspended.

An average of 5 men was employed during the period of work, under the direction of J. E. Jerome.

### Foley O'Brien Corporation, Limited

The Foley O'Brien Corporation, Limited, which was incorporated in 1934, has an authorized capitalization of 2,100,000 shares of \$1 par value. The officers and directors of the company are: Wm. H. Kinch, president; Samuel J. Dark, secretary-treasurer; John G. Ullmann, A. J. McNab, and Carroll Searls, directors.

The Foley O'Brien Corporation, Limited, purchased from Foley O'Brien, Limited, 520 acres located in concessions II and III of Tisdale township, district of Cochrane. This property adjoins the holdings of Dome Mines, Limited, on the northeast, and in 1935 it was purchased by Dome Mines, Limited.

The following work was done underground at this property before it was taken over by the Foley O'Brien Corporation, Limited:—

Shaft and level	Shaft-sinking	Drifts and crosscuts	Raises
	feet	feet	feet
No. 1 SHAFT:.....	79		
39-foot.....		80	
50-foot.....		10	
79-foot.....		65	
No. 2 SHAFT:.....	165		
165-foot.....		700	
WINZE (from the 160- to the 250-foot level).....	90		
250-foot.....		670	20
No. 3 SHAFT:.....	235		
80-foot.....		145	
230-foot.....		130	

The Foley O'Brien Corporation, worked on this property from July, 1934, to May, 1935. In this period they did the following work: Seventeen diamond-drill holes, having an aggregate depth of 14,757 feet, were drilled; five of these holes, totalling 2,882 feet, were drilled from the underground workings from No. 2 shaft; the rest were drilled from surface. (Former operators had drilled 6 holes totalling 2,477 feet.) Eight pits or trenches were dug with mechanical shovels and scrapers on that part of the property known as Slate Hill; dirt removed from these pits totalled 13,082 cubic yards. Hand-cleaning and washing in the bottom of these pits exposed about 2,300 square yards of bed rock. Hand-dug trenches totalled 2,053 linear yards; of this, 1,733 yards reached bed rock. The average depth of these trenches was about 5 feet, with a maximum depth of 15 feet. The total sampling amounted to 1,518.5 feet. This was divided as follows: surface, 704.4 feet; No. 1 shaft, 261.9 feet; No. 2 shaft, 552.2 feet. The No. 3 shaft was not pumped out by the Foley O'Brien Corporation.

A small wooden headframe and shaft-house were erected over the No. 2 shaft, and a 20- by 40-foot compressor- and hoist-house was built.

P. C. Benedict was manager of this property for the Foley O'Brien Corporation. The mine address is South Porcupine.

### Fort Hope Consolidated Gold Mines, Limited

Fort Hope Consolidated Gold Mines, Limited, was incorporated in 1934, with an authorized capitalization of 3,000,000 shares of \$1 par value, succeeding Fort Hope Gold Mines, Limited. The officers and directors are: J. C. Mackay, president; L. M. Reid, secretary-treasurer; R. D. Felton and C. Cooper, directors. The head office is at 507 Confederation Life Building, Toronto.

The property acquired consists of 16 claims at the northwest end of Eabamet lake, north of the Albany river, in the Patricia portion of Kenora district. The mine is about 115 miles northeast of Collins, a station on the Canadian National railway, from which it is most easily reached by air. Mail going to the mine is addressed to Collins.

In 1928, a 2-compartment shaft was sunk to a depth of 125 feet and about 300 feet of lateral work was done on the 100-foot level. No further work was

done underground until 1935, when the mine was pumped out and sampled. The mine had nearly refilled when it was inspected late in August, 1935. No work of consequence was being done at that time, and at the end of the month only two employees remained at the mine.

The mining plant on the property includes two 50 h.p. locomotive-type boilers, a 350-cubic-foot Canadian Ingersoll-Rand straight-line air compressor, and an 8- by 10-inch Rand sinking hoist.

About 160 cords of wood were cut early in 1935. This work and the examination work done in the spring and summer were in charge of R. Halet.

### **Fox Lake Gold Mines, Limited**

Fox Lake Gold Mines, Limited, was incorporated in May, 1935, with an authorized capitalization of 1,000,000 shares of \$1 par value. The officers and directors are: L. W. Adams, president; P. M. A. Hare, vice-president; J. W. Westervelt, secretary-treasurer; D. A. Anderson and Thomas C. Benson, directors. The head office is at 39 New Bank of Toronto Building, London, Ont.

The property includes a group of nine claims in Mongowin township, district of Sudbury, which was taken over from the Fox Lake Gold Syndicate on incorporation. It is on the Espanola-Little Current highway, about 12 miles south of Espanola.

The 25-ton amalgamation mill, the construction of which was started in November, 1934, was completed and put in operation in February, 1935. It was operated for two weeks and then shut down for the rest of the year. Surface work was carried on throughout 1935. Diamond-drilling was started in August and continued intermittently for the balance of the year.

An average of 11 men was employed under the direction of L. W. Adams. The mine address is Espanola.

### **Franklin Gold Mining Company, Limited**

The Franklin Gold Mining Company, Limited, was incorporated in August, 1934, with an authorized capitalization of 3,500,000 shares of \$1 par value. The officers and directors were: F. M. Sheehan, president; H. E. Martin, vice-president; M. E. Hoult, secretary-treasurer; G. A. Davis and A. T. McCabe, directors. The head office is at 330 Bay Street, Toronto.

The company took over the property of Ontario Champion Mines, Limited, situated in Haycock township, district of Kenora, 8 miles east of Kenora. Previous operators sank a 2-compartment 55-degree shaft to a depth of 230 feet and established levels at 130 and 230 feet, where 225 feet and 120 feet, respectively, of lateral work were accomplished. A 120-foot adit was also driven to intersect the shaft at a depth of 70 feet. A 70-foot section was stoped out to a height of 50 feet on the 130-foot level. In the spring of 1935 the company dewatered the underground workings and sampled them, but did not do any development work. Surface exploration and mapping was carried on until November.

The plant on the property includes two 40 h.p. locomotive-type boilers, a 10- by 12-inch Allis-Chalmers single-drum hoist, and a 400-cubic-foot Gardner compressor.

R. Adair was in charge. The mine address is Kenora.

### **Gillies Lake-Porcupine Gold Mines, Limited**

Gillies Lake-Porcupine Gold Mines, Limited, was incorporated in January, 1933. It was formerly known as the Porcupine United Gold Mines, Limited,

which was a consolidation of Canadel Gold, Limited, Rochester Consolidated Mines Corporation, and Canadian Gold Mines, Limited, a merger which took place in 1928. The company is capitalized at 2,000,000 shares of \$1 par value. The officers and directors are: Ray M. Stanley, president; Howard Thurston, vice-president; Frederick Grotz, secretary-treasurer; F. O. Tidy, A. R. Sproule, and Dr. H. H. Moore, directors. Bernard N. Hyman is general manager. G. C. Chase is resident manager. The head office is at 9 Toronto Street, Toronto. The mine address is Box 2048, Timmins.

The property now consists of six claims adjoining the holdings of both McIntyre-Porcupine Gold Mines and Hollinger Consolidated Gold Mines. It is adjacent to the former on the west end, and to the latter on the north side. Underground work to date has been confined to one claim, the northwest quarter of the north half of lot 2, concession II, Tisdale township, district of Cochrane.

The shaft has two compartments and is 947 feet deep. Levels have been opened at 100, 300, 500, 800, and 925 feet. About 6,780 lineal feet of drifts and crosscuts were driven by previous operators. The present operators commenced underground work on April 2, 1935. Development work during the remainder of the year comprised approximately 120 feet of drifting, 260 feet of raising, and 70 feet of winze-sinking.

During 1935, 5,098 tons of ore were milled, giving a recovery of 1,595.703 ounces of gold and 248.87 ounces of silver, the total value of which amounted to \$57,276.95. Milling operations commenced April 3, 1935, at which time two recently installed Kennedy Nutt mills, with a rated capacity of from 10 to 15 tons, were put into operation. The overflow from these mills was passed over blanket tables and the concentrates were stored. Concentrates derived from a second unit, consisting of a Hardinge mill, 4½ feet by 16 inches, a classifier, and blanket tables, were also stored. Later a 6-cell flotation unit was installed to treat the tailings. In the fall of 1935, the two Kennedy Nutt mills were taken out, and a second Hardinge mill, 6 feet by 16 inches, was installed. A 12-inch by 18-foot double-rake Dorr classifier was also installed to classify the product from both ball mills. The installation of cyanide equipment to treat all the concentrates was completed at the end of the year.

No changes were made during 1935 in the mining plant, the principal items of which are: an Ingersoll-Rand single-drum, steam-operated hoist; a 150 h.p. locomotive-type boiler; and a 14- by 12-inch Chicago pneumatic single-stage air compressor, driven by a 100 h.p. General Electric motor.

The average number of men employed during the year was 30.

### Gilmour Gold Mines, Limited

Gilmour Gold Mines, Limited, was incorporated in August, 1935, with an authorized capitalization of 3,000,000 shares of \$1 par value. The officers and directors are: M. F. Burrows, president; J. Summers, secretary-treasurer; A. E. Broadley and Dr. R. A. Gemmill, directors. The head office is at 21 King Street West, Toronto. The mine address is Gilmour.

The property consists of 116 acres in Grimsthorpe township, Hastings county. All the development work on the property was done by previous operators. No 1 shaft is 85 feet deep, and during 1935 a station was cut at 75 feet. No. 4 shaft is 260 feet deep, with levels at 75, 125, and 250 feet. About 1,000 feet of drifting and 75 feet of crosscutting have been done from this shaft. About 500 tons of ore was hoisted during the period of operation in 1935.

Buildings on the property include an office, bunk-house, power-house,

hoist-house, assay office, mill, powder-house, and thaw-house. The 100-ton mill was put into operation in September.

An average of 15 men was employed. W. Hitchins was manager and was succeeded by A. A. Kenniger.

### Gold Eagle Gold Mines, Limited

Gold Eagle Gold Mines, Limited, incorporated in February, 1934, is capitalized at 3,000,000 shares of \$1 par value. The officers and directors are: W. F. Stafford, president; Millard C. Dorntge, treasurer; Bruce P. Davis, secretary; Chas. E. St. Paul, managing director; W. S. Rogers and J. T. Oliver, directors. The head office of the company is at 350 Bay Street, Toronto.

The holdings of this company consist of 24 claims on Mackenzie island in Red lake, Patricia portion of Kenora district, adjoining the south and west sides of the property of McKenzie Red Lake Gold Mines. The mine address is McKenzie Island, a post office established on the island in 1935 to serve these two mines.

The mining plant was installed on the property during the late summer and fall of 1934, and shaft-sinking was commenced late that year. The first station at the 125-foot level was being cut at the end of 1934. The following figures show the total amount of underground development work done up to August 27, 1935, when work was temporarily suspended.

	Feet
Shaft, vertical, 3 compartments.....	525
125-foot level (station only).	
250-foot level (drifting and crosscutting).....	275
375-foot level " " ".....	400
500-foot level " " ".....	755

There is a good steam-operated mining plant on the property. No new additions were made to the plant during 1935. Alex. Gillies, the first manager of the property, was succeeded by F. M. Passow during the summer of 1935. An average of 33 men was employed during the first eight months of 1935.

### Golden Summit Mines, Limited

Golden Summit Mines, Limited, has a capitalization of 2,500,000 shares of \$1 par value, of which 1,650,000 have been issued. The officers and directors are: Wm. J. Simpson, president; Benjamin Kerr, Jr., vice-president; Gordon Belyea, secretary-treasurer; John M. Calder, J. G. Jarvis, Dr. J. J. Matheson, and Theodore G. Miller, directors. The head office is at 2374 Bloor Street West, Toronto. The mine office is at Sesekinika.

The company owns 460 acres in the townships of Maisonville and Grenfell, district of Timiskaming.

The property was operated throughout 1935, with an average force of 21 men, under the management of Wm. J. Simpson.

Development work consisted of 853 feet of crosscutting and 571 feet of drifting; 4,612 tons of ore was hoisted. A 35-ton mill was installed during the year.

### Gomak Mines, Limited

Gomak Mines, Limited, was incorporated in December, 1933, with an authorized capitalization of 1,000,000 shares of \$1 par value. The officers and directors are: C. N. Haldenby, president; Dr. W. H. Wright, vice-president;

F. O. Gallagher, secretary; Mrs. E. M. Clyde and R. M. West, directors. The head office is at 320 Bay Street, Toronto. The mine address is Gogama.

The property consists of a group of 17 claims in Chester township, Three Duck Lakes area, district of Sudbury. It is reached by a 21-mile winter road southwest from Gogama on the Canadian National railway.

Surface work and diamond-drilling were carried on until June, 1935, when a 2-compartment 65-degree shaft was started on claim S. 20,009. Underground development was suspended at the end of September after 75 feet of sinking and 180 feet of drifting on the 65-foot level, had been accomplished. Some diamond-drilling was done during October and November from underground.

At the end of the year a mill site had been excavated, and plans made to install a 20-ton amalgamation-flotation mill.

The plant included two 260-cubic-foot Ingersoll-Rand gasoline compressors, and a 5- by 7-inch Jenckes hoist. Buildings included a hoist-compressor house, blacksmith shop, office, bunk-house, and cookery.

An average of 10 men was employed during 1935, under the direction of R. D. Jones.

### Halcrow-Swayze Mines, Limited

Halcrow-Swayze Mines, Limited, was incorporated in November, 1932, with an authorized capitalization of 2,500,000 shares of \$1 par value. The officers and directors were: Horace F. Strong, president; H. A. Butt, vice-president; J. B. Allen, secretary-treasurer; W. J. Yeuell and Martin Shunsby, directors. The executive office is at 709 Excelsior Life Building, Toronto.

The property is situated in Halcrow township, Swayze area, district of Sudbury. By air, it is about 20 miles east of Chapleau on the Canadian Pacific railway.

All work was suspended at this property on February 15, 1935. The underground work accomplished during 1935 consisted of about 35 feet of raising on the 200-foot level, and the same amount on the 354-foot level, for sampling purposes. The 25-ton test-mill treated about 220 tons of ore in 1935.

About 15 men were employed under the direction of H. F. Strong.

### Hard Rock Gold Mines, Limited

Hard Rock Gold Mines, Limited, was incorporated in January, 1934, with an authorized capitalization of 2,500,000 shares of \$1 par value. The officers and directors are: T. H. Rea, president; Jos. Errington, vice-president; W. S. Walton, secretary-treasurer; A. B. Gordon and H. R. Aird, directors. The head office is at 603 Royal Bank Building, Toronto. The mine address is Geraldton.

The company continued development of its property in Ashmore township in the Little Long Lac area, Thunder Bay district, throughout 1935. The 3-compartment vertical shaft, started in 1934, was at a depth of 463 feet at the end of 1935, and sinking was in progress with an objective of 475 feet. Levels were established at 200 and 325 feet. During 1935, a total of 1,109 feet of drifting and 494 feet of crosscutting was accomplished on the 200-foot level, and 959 feet of drifting and 474 feet of crosscutting on the 325-foot level; 1,342 feet of diamond-drilling was done from surface, and 3,020 feet from underground.

There were no changes in the plant during the year. An assay office and a directors' lodge were constructed, and an automobile road from Geraldton to the property was completed.

An average of 39 men was employed, of whom 16 were underground. J. C. Dumbrille was in charge, with E. J. Bolger as engineer.

### Harkness-Hays Gold Mines, Limited

Harkness-Hays Gold Mines, Limited, was incorporated in July, 1934, with an authorized capitalization of 3,000,000 shares of \$1 par value. The officers and directors are: R. W. Lee, president; H. J. Sender, secretary-treasurer; Dr. H. L. Van Norstrand, H. L. Duncan, and W. J. Wadsworth, directors. The head office is at 310 Temple Building, Toronto.

The property consists of a group of 8 claims, situated 2 miles east of Schreiber on the main line of the Canadian Pacific railway, district of Thunder Bay.

During 1935 work was carried on from January until the middle of April, and from the middle of July until the end of the year. The underground work accomplished during the year consisted of 110 feet of drifting in No. 3B adit. A 220-cubic-foot Ingersoll-Rand gasoline compressor was used.

A 25-ton amalgamation mill was constructed and was operated intermittently during August and September, when a total of 119 tons of ore was milled. The equipment included a jaw-crusher, vibrating screen, 2 Kennedy Nutt units, 2 Wilfley tables, and two blanket tables, operated by a 20 h.p. Diesel engine.

About 500 tons of rock was mined from open cuts and the ore sorted out, some of which went to the mill.

An average of 13 men was employed during the period of operation. J. F. Anderson was in charge. The mine address is Schreiber.

### Hillside Gold Mines, Limited

Hillside Gold Mines, Limited, was incorporated in August, 1934, with an authorized capitalization of 3,000,000 shares of \$1 par value. The officers and directors are: E. V. McMillan, president; G. E. MacMillan, secretary; J. J. Phillips, treasurer; M. I. McMillan, M. Kuittinen, and H. Aarnio, directors. The executive office is at 645 Queen Street East, Sault Ste. Marie.

The property consists of thirty-five claims, located in the northeastern part of township 29, range 23, in the Michipicoten area, district of Algoma.

Underground work, which had been suspended in December, 1934, was resumed in the middle of March and continued until August, when all operations ceased for the balance of 1935. During this period the adit on claim S.S.M. 4,925 was driven a further distance of 390 feet, to a total of 790 feet, and 49 feet of crosscutting done. In addition an old 52-foot adit on claim S.S.M. 7,367 was driven a further distance of 56 feet, to a total of 108 feet.

In January, 1935, the construction of a power line and 50-ton mill was commenced. The power line,  $1\frac{1}{4}$  miles long, was extended from the property of Stanley Gold Mines, Limited, and completed in March. Mill construction was suspended after the building was erected, and a jaw-crusher, Hardinge ball mill, and Wilfley table were set up. A 310-cubic-foot Ingersoll-Rand electric compressor was used for driving the main adit.

An average of 18 men was employed from the first of the year until August. D. S. Baird, J. A. Ogilvy, and Howard Webb were successively in charge.

### Hollinger Consolidated Gold Mines, Limited

The authorized capital of Hollinger Consolidated Gold Mines, Limited, is \$25,000,000, in 5,000,000 shares of \$5 par value. At December 31, 1935,



4,920,000 shares were outstanding. The head office of the company is at Timmins. The general office is at 602 Royal Bank Building, Toronto.

The officers at December 31, 1935, were: Noah A. Timmins, president; Jules R. Timmins, vice-president; John B. Holden, secretary-treasurer; A. F. Brigham, consulting engineer; and John Knox, general manager. On January 23, 1936, the company sustained the loss, by death, of its president. Jules R. Timmins has now been appointed president; John B. Holden, vice-president and treasurer; and P. C. Finlay, secretary. The directors of the company are: Jules R. Timmins, John B. Holden, W. L. McDougald, Leo. H. Timmins, Wilson Bell, James Y. Murdoch, Allen A. McMartin, John I. Rankin, and N. A. Timmins, Jr.

The following tribute to the late Mr. Timmins is taken from the new president's statement to the shareholders under date of February 21, 1936:—

Before commenting in detail on the results of the operations of your company during the past year I desire to refer, on behalf of the board and myself, to the great loss sustained by your company through the death of our late president, Mr. N. A. Timmins, on the 23rd of January of the present year.

He was the last of the original five founders of the company, and president since its incorporation. No one had the interests of the company more at heart nor was more intimately associated with its affairs. The late Mr. Timmins was a man of vision, who had in full measure the pioneer spirit and the courage to back his convictions. He will be especially missed by his fellow directors, who have been associated with him for many years, as well as by the Hollinger organization. Not only our company, but the entire mining industry of the Dominion has suffered the great loss.

The following is taken from the general manager's report for the year ending December 31, 1935:—

PROFIT AND LOSS STATEMENT  
for the year ending December 31, 1934

SOURCES OF 1935 INCOME:		
Net value of gold and silver produced.....	\$14,704,625. 19	
Less Dominion Government tax on bullion.....	577,783. 55	
		\$14,126,841. 64
Interest on investments and other income.....		220,372. 86
		\$14,347,214. 50
DISPOSAL OF 1935 INCOME:		
Milling charges.....	\$1,189,388. 67	
Mining charges.....	5,979,810. 04	
Marketing bullion.....	106,306. 43	
Workmen's compensation.....	141,922. 93	
Silicosis assessment.....	130,779. 17	
General charges.....	679,679. 10	
		8,227,886. 34
		\$6,119,328. 16
DEDUCT:		
Taxes—		
Province of Ontario:		
Corporation tax.....	\$40,240. 99	
Mining profits tax.....	157,056. 15	
Royalties:		
Town of Timmins.....	51,398. 09	
Township of Tisdale.....	12,770. 18	
Municipal:		
Town of Timmins.....	68,416. 15	
Township of Tisdale.....	2,980. 76	
Dominion of Canada re 1933 income tax.....	1,263. 79	
Miscellaneous.....	76. 44	
Dominion, provincial, and municipal, reserved for.....	521,886. 20	
		856,088. 75
Net profit from operations before depreciation.....		\$5,263,239. 41

Depreciation:			
Plant.....		\$23,709.89	
Investments in other companies and properties written down.....		4,917.07	
Expenditures on properties abandoned.....		219,954.03	
			248,580.99

NET PROFIT FROM OPERATIONS CARRIED TO SURPLUS ACCOUNT..... \$5,014,658.42

#### SURPLUS ACCOUNT

BALANCE BROUGHT FORWARD, JANUARY 1, 1935.....	\$5,303,012.79
NET PROFITS FROM OPERATIONS.....	5,014,658.42
NET PROFITS FROM THE SALE OF SECURITIES AND OTHER ASSETS.....	34,843.85
	\$10,352,515.06
PAID OUT IN DIVIDENDS.....	4,428,000.00
BALANCE CARRIED FORWARD, DECEMBER 31, 1935.....	\$5,924,515.06

#### BULLION STATEMENT

INVENTORY, JANUARY 1, 1935:		
Solutions.....		\$92,403.20
Slags, litharge, and miscellaneous.....		880.00
Precipitates held over.....		3,671.00
Gold in process to scavenger.....		4,500.00
Silver.....		3,987.94
Total.....		\$105,442.14

#### GROSS VALUES PRODUCED IN 1935:

Ore milled.....	\$14,700,486.52	
Tailings loss.....	573,644.88	
		14,126,841.64
		\$14,232,283.78

#### INVENTORY, DECEMBER 31, 1935:

Solutions.....	106,298.72
Precipitates held over.....	4,160.00
Gold in process to scavenger.....	2,000.00
	\$112,458.72

BULLION SHIPPED DURING 1935..... 14,119,825.06

\$14,232,283.78

#### YEARLY AVERAGE COSTS

Account	Sundries	Labour	Stores	Total	Per ton ore milled
General miscellaneous charges and administration.....		\$321,507.06	\$124,599.16	\$446,106.22	\$0.2429
Surface services.....		61,484.09	43,627.75	105,111.84	.0572
Fire insurance.....	\$54,411.11			54,411.11	.0296
Group insurance.....		74,049.93		74,049.93	.0403
Marketing bullion.....	106,306.43			106,306.43	.0579
Workmen's compensation.....		141,922.93		141,922.93	.0772
Milling charges.....		487,834.90	701,553.77	1,189,388.67	.6474
Mining charges.....		4,208,872.15	1,770,937.89	5,979,810.04	3.2549
Silicosis assessment.....		130,779.17		130,779.17	.0712
Total charges.....	\$160,717.54	\$5,426,450.23	\$2,640,718.57	\$8,227,886.34	\$4.4786

#### Employees

The average number of men employed during the year has been 2,889, distributed as follows:—

MINERS:		MECHANICS:		GENERAL:	
Exploration.....	32	Operation.....	119	Mill and refinery..	226
Development.....	440	Maintenance.....	211	Technical.....	90
Production.....	1,463			Clerical.....	41
				Miscellaneous.....	157
				Outside properties.	110
Total.....	1,935	Total.....	330	Total.....	624

The men employed at outside properties on December 31, 1935, were distributed as follows: Ross mine, 75; Smith-Thorne, 30; Hunter mine, 5.

### The Mill

Milling results were as follows:—

Ore milled.....	tons	1,837,153
Average value per ton.....		\$8.00
Gross value.....	\$14,700,486.52	
Deduct loss in tailings.....	573,644.88	
Net value recovered.....		\$14,126,841.64
Average tons per day.....	5,075	
Per cent. of possible time run.....	87.6	
Tons per 100 per cent. running time.....	5,793	
Solution precipitated per ton ore.....	tons 0.99	
Value per ton tailings.....	\$0.31	
Cyanide consumed per ton of ore.....	lbs. 0.479	
Zinc consumed per ton of ore.....	lbs. 0.045	
Zinc consumed per ton of solution.....	lbs. 0.045	
Lime consumed per ton of ore.....	lbs. 2.110	
Lead acetate per ton of ore.....	lbs. 0.008	
Average value of pregnant solution.....	\$7.78	
Average value received per ounce of gold sold.....	\$33.77	

### Ore Reserves

Our ore reserves on the 31st of December, 1935, consisted of 7,355,318 tons, of a total value of \$51,918,222.00, having an average value of \$7.06 per ton. These figures compare with 7,061,926 tons of a total value of \$51,440,260.00, having an average value of \$7.28 per ton, at the end of 1934.

In the calculations dealing with ore reserves, the statutory price of gold, namely \$20.67 per ounce, has been taken as the basis of value, and the same minimum ore grade as used in former years continued.

### Hollinger Mill

During the year alterations have been made to the central shaft crushing plant, which makes its efficiency compare favourably with the most modern plants.

### Hollinger Mine

Operations in the upper levels demanded a greater tonnage of backfill than formerly. During the year, 1,224,004 tons of backfill were placed.

The shaft from the 3,950-foot level, known as No. 25 shaft, has been sunk to the 5,000-foot level and will be continued for another 150 feet before development operations are commenced. The drift west from Schumacher shaft, mentioned in the last annual report, has been extended to a point immediately under the central shaft. No. 21 shaft, which is immediately west of the central shaft, has been sunk to the 3,800-foot level and will be continued to connect with the drift above mentioned, thus given improved ventilation to the lower workings.

Intensive exploration in the upper levels has been continued with gratifying results. Approximately 37 per cent. of the ore came from above the 800-foot level. This figure indicates the importance of this work to the future life of the mine. As a result of this policy it has been unnecessary to draw on the ore reserves below the 2,750-foot level. This will ultimately result in concentration of the mining operations to more restricted areas, allowing considerable decrease in operating costs.

As mentioned in the previous report, operations are still carried on on all levels from surface to the 3,950-foot. There have been no outstanding ore discoveries of note during the year, but general developments have been up to expectations. There has been a further increase of \$500,000 in the ore reserves for the year.

### Young-Davidson Mine

The operations have been satisfactory during the year. As intimated in the last report a shaft has been sunk to a depth of 475 feet and a station cut at the 262-foot level. Drifting has been extended from this station to the ore body, and crosscuts are now being driven to open up the ore body for production.

Some 229,793 tons were treated during the year. Operating profits amounted to \$234,000. The recovery for the year was \$3.12 per ton.

### Hislop Property

The shaft was extended from the 150-foot level to a depth of 450 feet. Development work has been carried out on the 150-, 300-, and 450-foot levels. The results to date are in-

conclusive. A small mill has been erected on the property for test purposes and went into operation January 1.

#### Smith-Thorne Property

Work was started on the Smith-Thorne property at Horwood lake, district of Sudbury, in September, 1935. It is reached by a 17-mile winter road southwest from Tionaga on the Canadian National railway.

Buildings were constructed, a plant was installed, and the sinking of a 2-compartment 45-degree shaft was started on claim S. 25,339 on October 28. At the end of the year the shaft was at an inclined depth of 206 feet, and a station was being cut at 200 feet. It is planned to sink to 600 feet before starting lateral work.

The plant included a 42 h.p. boiler, an 8- by 6-inch Ingersoll-Rand steam hoist, a 315-cubic-foot and a 350-cubic-foot oil-engine compressor. Buildings erected included an office, cookery-bunkhouse, steel shop-dry house, boiler-house, and hoist-compressor house.

An average of 38 men was employed during the period of operation. G. F. Gibbs was in charge. The mine address is Tionaga.

#### Examinations and Explorations

The following is taken from the consulting engineer's report on outside properties for the year ending December 31, 1935:—

In all, 100 examinations on properties of varying merit were undertaken during the year, of which 82 were in Ontario, 17 in Quebec, and one in Manitoba. On some of them a limited amount of work has been done, and during the coming year several will be further investigated when favourable weather and transport conditions obtain.

Prospecting, development, and exploration work on outside properties (except the Young-Davidson and Hislop properties) involved an expenditure of \$245,000.

#### Horseshoe Mines, Limited

Horseshoe Mines, Limited, was incorporated in February, 1929, with an authorized capitalization of 4,500,000 shares of \$1 par value. The officers and directors are: Dr. T. B. Armstrong, president; John Aiken, vice-president; M. Abraham, secretary-treasurer; R. J. Dixon, director. The head office is at 801 Excelsior Life Building, Toronto.

The property of this company includes the old Regina mine in the Lake of the Woods area, district of Kenora. It is forty-five miles southeast of Kenora.

The mine was idle from September, 1934, until September, 1935. Work was carried on from September 10 until December 25, and then suspended. The work consisted of repairs to the buildings, a geological survey of part of the property, and repairs to the shaft.

A crew of 9 men was employed during the period of operation, under the direction of W. R. Sutton, who was succeeded by Frank Williams. The mine address is Box 811, Kenora.

#### Howey Gold Mines, Limited

Howey Gold Mines, Limited, was incorporated in March, 1926. The authorized capitalization of the company is 5,000,000 shares of \$1 par value, all of which are issued. The officers and directors are: R. T. Birks, president;

W. S. Cherry, vice-president; H. C. McCloskey, secretary-treasurer; B. E. Martin, assistant secretary-treasurer; J. E. Hammell and John A. Northway, directors. Fraser D. Reid is general manager, Edward Futterer is resident manager, Ralph E. Sullivan is mill superintendent, and Robert Basserman is mine superintendent. The executive office of the company is at 717 Federal Building, Toronto; the head office and mine office are at Red Lake.

The company's holdings lie along both sides of the boundary between Dome and Heyson townships, at the southeast corner of the lower part of Red lake, in the Patricia portion of Kenora district. The greater part of the town of Red Lake is built on Howey property.

During 1935, a new hoist was bought and installed at the 1,000-foot level winze. This winze was completed to the 1,500-foot level early in the year. A new 50 h.p. Westinghouse motor was also bought to drive the hoist. The average number of men employed during 1935 was 218.

The following is taken from the general manager's report for 1935:—

## SUMMARY OF WORK ACCOMPLISHED

	1935	1934	1933
Drifts, crosscuts, raises, etc..... feet	5,143.8	3,955	1,879
Shafts and winzes..... feet	249	177	200
Shaft stations, slashing, etc..... cu. yds.	52	296	3,860
Diamond-drilling (underground)..... feet	4,185	3,629	1,837.6
Diamond-drilling (outside exploration)..... feet	1,514	851	.....
Box-holes..... feet	442	972	1,883
Ore broken..... tons	650,156	502,508	414,611
Low-grade material discarded by sorting..... tons	82,746	85,648	53,170
Milled after sorting..... tons	402,220	396,109	290,965
Broken reserves in stopes (Jan. 1, 1936)..... tons	456,958	301,990	276,526

## EARNINGS STATEMENT

	1935	1934	1933
Total receipts from sale of gold and silver.....	\$1,319,764.26	\$1,594,222.51	\$1,158,470.03
Total operating cost including Toronto office expense..	\$44,239.38	\$81,869.52	770,010.56
Operating profit.....	\$475,524.88	\$712,352.99	\$388,459.47

MISCELLANEOUS OPERATING DATA<sup>1</sup>

	1935	1934	1933	Total from start of operations
Tonnage milled and sorted.....	484,966	481,757	344,135	1,978,213
Tonnage discarded by sorting.....	82,746	83,648	53,170	282,265
Tonnage milled.....	402,220	396,109	290,965	1,695,948
Value a ton hoisted.....	\$1.76	\$2.20	\$2.73	\$2.79
Value a ton material discarded by sorting.....	\$0.21	\$0.21	\$0.54	\$0.335
Value a ton of ore milled.....	\$2.08	\$2.64	\$3.12	\$3.20
Loss in tailings a ton milled.....	\$0.127	\$0.214	\$0.24	\$0.226
Loss a ton of ore hoisted (in milling and sorting).....	\$0.141	\$0.213	\$0.286	\$0.242
Net percentage recovery a ton of ore hoisted.....	92.1	90.3	89.5	91.3
Total net recovery of gold and silver....	\$1,319,764.26	\$1,594,222.51	\$1,158,470.03	\$6,715,955.81

<sup>1</sup>All values are figured on gold at \$20.67 per ounce.

## ANALYSIS OF COSTS

	1935 (484,966 tons)		1934 (481,757 tons)		1933 (344,135 tons)	
	Total cost	Cost per ton milled and sorted	Total cost	Cost per ton milled and sorted	Total cost	Cost per ton milled and sorted
Mine operation.....	\$467,385.23	\$0.963	\$497,155.74	\$1.032	\$445,033.50	\$1.293
Outside exploration..	4,326.53	.009	2,389.43	.005	484.39	.002
Crushing and convey- ing.....	40,294.21	.083	44,902.88	.093	34,918.07	.102
Ore sorting.....	14,200.53	.029	23,485.72	.049	15,612.00	.045
Milling.....	217,786.10	.450	217,909.85	.452	198,877.14	.578
General expense.....	67,451.02	.139	63,993.85	.133	48,277.67	.140
Total plant cost.	\$811,443.62	\$1.673	\$849,837.47	\$1.764	\$743,202.77	\$2.160
Toronto office salaries and general expense	32,762.26	.068	32,028.69	.066	27,578.92	.080
Interest and exchange	33.50	.....	3.36	.....	.....	.....
Total operating ex- penses before depre- ciation, Dominion and provincial taxes, and pre- operating charges..	\$844,239.38	\$1.741	\$881,869.52	\$1.830	\$770,781.69	\$2.240
Dominion and pro- vincial taxes.....	39,472.01	.081	43,284.59	.090	13,016.83	.038
Depreciation (on 10 per cent. basis)....	135,705.24	.280	132,749.76	.276	119,108.64	.346
Pre-operating charges	96,993.20	.200	96,351.40	.200	103,240.50	.300
Total cost.....	\$1,116,409.83	\$2.302	\$1,154,255.27	\$2.396	\$1,006,147.66	\$2.924

## CAPITAL EXPENDITURES

Dwellings.....	\$1,266.60
Incinerator.....	1,243.45
Motor-boat (net).....	516.65
Surface pipe line.....	1,116.86
Miscellaneous surface.....	556.04
Electric hoist, underground.....	4,327.63
Miscellaneous, underground.....	1,418.30
Total.....	\$10,445.53

## Ore Reserves

The broken ore reserves as of December 31, 1935, amounted to 456,958 tons, compared to 301,990 tons the previous year. The unbroken reserves amount to 1,267,500 tons of ore, as compared to 1,853,000 tons the previous year.

In addition to this there is a possible 185,000 tons of ore in place indicated in the 1,175-foot level, west block, and 100,000 tons of ore that will in all probability be recovered from the permanent pillars. The total positive ore, and ore indicated as possible, amounts to 2,009,450 tons, with a gold content of between \$3.00 and \$3.50 a ton at the current price.

## Exploration

The 1,175-foot level east drift was extended to a point 1,042 feet east of the shaft, in an attempt to establish the downward extension of the narrow ore body encountered in the 1,000-foot level east drift. Diamond-drilling indicated the presence of a number of short lenses of mineralized quartz, none of which were of sufficient size to be mined at a profit.

The 1,175-foot level west drift was driven to a point 545 feet west of the shaft, and the dike systematically diamond-drilled to establish the downward extension of the 1,000-foot level west ore body. The results obtained justified our including this west block of 185,000 tons in the ore reserves as probable ore.

The winze was sunk to a point 271 feet below the 1,315-foot haulage level. A station was cut at the 1,500-foot level, and the dike explored by drifting and systematic diamond-drilling over a length on the strike of 770 feet. This work disclosed a mineralized section 6 feet wide and 300 feet long, having an approximate value of \$4.25 (gold at \$35.00 an ounce) per ton. This,

however, cannot be classified as ore. The assay results and results generally from the work done on this level were disappointing.

Surface prospecting and a limited amount of diamond-drilling from the surface was done during the year, resulting in no developments of importance.

### Hudson-Patricia Gold Mines, Limited

Hudson-Patricia Gold Mines, Limited, was incorporated in April, 1934, with authorized capitalization of 2,500,000 shares of \$1 par value. The capitalization was increased in December, 1935, to 3,500,000 shares. The officers and directors of the company are: W. R. Salter, president; M. H. Lebel, vice-president; P. A. Lavallee, managing director; M. F. Blue, secretary-treasurer; J. L. A. Tetreault, A. J. H. St. Denis, C. H. Ackerman, and General B. R. Hepburn, directors. The head office of the company is at 200 Bay Street, Toronto. The mine office address is Narrow Lake, via Sioux Lookout.

The holdings of the company consist of 26 claims in the townships of Goodall and Dent in the Woman Lake area of the Patricia portion of Kenora district. This company succeeded Metals Development, Limited, the shareholders of which received one share of Hudson-Patricia Gold Mines, Limited, for each four shares of the old company held.

The following table shows the amount of work done up to April, 1934, when the property was taken over by the present operators; at December 31, 1934; and at December 31, 1935:—

	April, 1934	Dec. 31, 1934	Dec. 31, 1935
	feet	feet	feet
SHAFT No. 1 (inclined).....	100	100	100
100-foot level:			
Crosscutting.....	15	15	15
Drifting.....	312	320	320
SHAFT No. 2 (vertical).....	237	237	237
211-foot level:			
Crosscutting.....	900	1,749	1,851
Drifting.....		1,061	1,312
Raising.....		169	169
WINZE (inclined 74° from 211-foot level).....		75	144
325-foot level:			
Crosscutting.....			133
Drifting.....			579

Mining operations underground were suspended in August owing to lack of funds. Later in the year the capitalization was increased. Plans for a 50-ton cyanide mill were drawn up and approved, and the equipment for this mill was purchased early in 1936.

J. M. Thompson is manager. The average number of men employed at the mine from January 1 to October 1 was 27.

### J-M Consolidated Gold Mines, Limited

J-M Consolidated Gold Mines, Limited, incorporated in February, 1932, is capitalized at 3,500,000 shares of \$1 par value, of which 2,329,341 shares have been issued. The officers and directors are: J. E. Day, president; Chas. Taylor, vice-president; T. J. Day, secretary-treasurer; Hon. J. D. Chaplin and F. L. Hutchison, directors. The head office of the company is at 1116 Federal Building, 85 Richmond Street, West, Toronto. The mine office address is Jackson Manion.

This company holds 34 claims in the Woman Lake area, Patricia portion of Kenora district. Access by water is from Hudson, through Lac Seul, Pakwash lake, Trout Lake river, and Woman river, to Woman lake. Aircraft reach the property in about an hour flying from Hudson or Sioux Lookout.

The following table shows the development work done up to December 31, 1934, the work accomplished during 1935, and the total:—

	To Dec. 31, 1934	1935	Total
	feet	feet	feet
Shaft.....	404	.....	404
Winzes (below the 375-foot level).....	30	115	145
125-foot level:			
Drifts.....	730	305	1,035
Crosscuts.....	160	81	241
Raises.....	170	30	200
200-foot sublevel:			
Drift.....	50	31	81
250-foot level:			
Drifts.....	808	482	1,290
Crosscuts.....	212	57	269
Raises.....	170	30	200
375-foot level:			
Drifts.....	472	504	976
Crosscuts.....	288	.....	288
Raises.....	20	105	125
482-foot level:			
Drifts.....	.....	68	68
Crosscuts.....	.....	9	9

A cyanide mill of approximately 30 tons daily capacity was installed at this property early in 1934, and operated from May, 1934, to the end of March, 1935. Gross production from 3,448 dry tons milled during 1934 was \$34,709.32; and from 1,381 dry tons milled in 1935, gross production was \$13,464.99.

No major alterations or additions were made to the mining plant during 1935. The average number of men employed per month during 1935 was 38, divided as follows: underground, 12; mill, 11 (3 months only), and surface 23. D. M. Thomson is manager.

### Kenora Prospectors and Miners, Limited

Kenora Prospectors and Miners, Limited, was incorporated in February, 1928. The company has an authorized capitalization of 1,000,000 shares of \$1 par value. The officers and directors are: Thayer Lindsley, president; I. A. Lindsley, vice-president and managing director; A. G. Fulton, secretary-treasurer; I. F. Machin and Jos. Errington, directors. The secretary's address is 25 King Street West, Toronto. The head office and mine office are at Kenora.

The property includes the Cedar Island mine, located in Shoal lake, Lake of the Woods area, district of Kenora. It is 25 miles southwest of Kenora by air.

Work was continued throughout 1935 at the Cedar Island mine. During 1935 the Cornucopia, or No. 2 shaft, which is a vertical 2-compartment shaft, was sunk an additional 208 feet to a total depth of 601 feet, and levels were established at 393 and 500 feet. A total of 927 feet of drifting, 368 feet of cross-cutting, and 40 feet of raising was accomplished on the 393-foot level; and 712 feet of drifting, 257 feet of crosscutting, and 9 feet of raising on the 500-foot level. In addition stoping was started on these two levels and on the 144-foot level at No. 1 shaft.



In June the construction of a 30-ton amalgamation-flotation mill was commenced. It was completed and put in operation on October 15. The equipment included a jaw-crusher, two ball mills, a thickener, a 6-cell flotation machine, and amalgamation equipment, operated by a 150 h.p. Diesel engine. By the end of the year a total of 3,095 tons had been milled.

The plant included a 55 h.p. boiler, a 20 h.p. boiler, an 11- by 9-inch Ingersoll-Rand steam hoist, and a 600-cubic-foot Diesel compressor.

An average of 45 men was employed during 1935, of whom 15 were underground. Hilding Johnson was superintendent.

### Kirkland Consolidated Mines, Limited

Kirkland Consolidated Mines, Limited, is capitalized at 7,000,000 shares of \$1 par value. The officers and directors are: Ira Scheifley, president; Ferdinand Frohe, vice-president; C. C. Tyx, secretary-treasurer; Geo. F. Pfeiffer, Kevin Killeen, Norman R. Davis, Richard W. Langford, directors. The head office is at 702 Excelsior Life Building, Toronto.

The company owns 1,200 acres: 4 claims in McVittie township, 14 in Gauthier township, and 14 in Grenfell township, district of Timiskaming. The mine was reopened on August 10, and closed on September 30, 1935. During the operating period 100 feet of drifting was done on the 250-foot level and 1,000 feet of diamond-drilling. Ten men were employed, and Ralph Hurd was manager.

### Kirkland Lake Gold Mining Company, Limited

The officers and directors of the Kirkland Lake Gold Mining Company, Limited, are: J. B. Tyrrell, president; R. G. O. Thomson, vice-president; R. Graham, secretary; V. H. Emery, managing director; A. C. Matthews, J. A. Dalton, J. C. Haight, R. V. Le Sueur, and W. S. Walton, directors. The company owns 465 acres in the township of Teck, district of Timiskaming, and is capitalized at 5,500,000 shares of \$1 par value. The head office is at 1312 Metropolitan Building, Toronto. The mine address is Kirkland Lake. P. J. Harris is superintendent. An average of 158 men was employed during the year.

The following is taken from the managing director's report for the year ending December 31, 1935:—

#### ANALYSIS OF OPERATING COSTS

	Total cost	Cost per ton milled
Development and exploration .....	\$109,365.34	\$1.52
Stoping .....	160,118.93	2.22
Transporting ore, hoisting, etc. ....	91,747.57	1.27
Milling .....	87,890.42	1.22
Marketing bullion .....	9,715.49	.14
Taxes .....	18,495.20	.26
General and undistributed charges (rebuilding and strengthening shaft-house, addition to mill equipment, maintenance mine buildings, administration and management, insurance, workmen's compensation, portion of extension to Kirkland Lake Hospital and drainage tunnel, miscellaneous) .....	97,461.47	1.36
Total .....	\$574,794.42	\$7.99

### Summary of Work Done in Mine

As a means of showing the distribution of the work done, the mine has been divided into three vertical sections or hoisting lifts, and percentages are shown from each.

1st hoisting lift. . . . . from the 2,400-foot level to surface.  
 2nd hoisting lift. . . . . from the 4,900-foot level to the 2,400-foot level.  
 3rd hoisting lift. . . . . from the 5,800-foot level to the 4,900-foot level.

	Quantity	1st lift	2nd lift	3rd lift
		per cent.	per cent.	per cent.
Ore broken. . . . . tons	86,064	54.2	29.2	16.6
Drifting. . . . . feet	6,020	63.3	32.4	4.3
Crosscutting. . . . . feet	943	68.4	16.8	14.8
Raising. . . . . feet	492	34.6	.....	65.4
Slashing. . . . . cu. ft.	40,176	74.4	21.7	3.9
Diamond-drilling. . . . . feet	11,518	64.4	29	7.4
Distribution of all development. . . . .		67.6	25	7.4

It will be seen from this that the majority of the development was done in the upper levels of the mine.

Practically no attempt was made to develop new ore in the lower lift. It is necessary to carry to completion the stopes already started in this section on account of the comparatively short life of the timber, which, if left for any appreciable time, would have to be replaced. If this had not been the case, for economic reasons, work for the time being would have been suspended in this lift.

### Production

Although there were 6,968 tons more milled than in the year previous, there was a gain in broken ore reserves for the year of 14,134 tons, bringing the total broken ore reserves to 33,648 tons.

### MILLING STATISTICS

Ore milled. . . . . tons	71,920
Average value per ton. . . . .	\$12.02
Gross value. . . . .	\$864,477.04
Loss in tailings. . . . .	\$85,921.92
Net value recovered. . . . .	\$778,555.12
Recovery per ton milled. . . . .	\$10.83
Average tons milled per day. . . . .	197
Value in tailings per ton. . . . .	\$1.19
Per cent. extraction. . . . .	90.1

During the year there were alterations and additions made to the mill equipment, which resulted in a considerable increase in the milling capacity, with an improvement in the extraction.

### General

The surface plant was maintained in good repair, and a number of improvements were made for convenience and efficiency of operation. During the year much of the timber in the shaft-house had to be replaced, and considerable repairing done.

Also, your company had to bear, with the other mines of the camp, its share of the cost of the new Kirkland Lake Hospital extension and the drainage tunnel under the town of Kirkland Lake. Part of the cost of the latter, however, will not be due until 1936. All of the above unusual expenditures, which amounted to \$12,950.50, have been charged and paid for out of operations.

### Lafayette Long Lac Gold Mines, Limited

Lafayette Long Lac Gold Mines, Limited, has an authorized capitalization of 3,000,000 shares of \$1 par value. The name of the company was changed from Swayze-Rand Gold Mines, Limited, in 1934. The officers and directors were: H. J. Martin, president; W. G. Chapman, secretary-treasurer; P. Roche, M. S. McLaughlin, and Lloyd Woods, directors. The head office is at 200 Bay Street, Toronto.

The property includes a group of 25 claims in Errington township, Little Long Lac area, district of Thunder Bay. It is located about 1 $\frac{1}{4}$  miles south of Geraldton on the Canadian National railway.

Diamond-drilling was carried on at this property during 1935. In December a small 2-compartment shaft was started. By the end of the year it had been sunk to a depth of 30 feet by hand-steel and windlass.

J. A. Brownlee is in charge. The mine address is Geraldton.

### Lake Shore Mines, Limited

Lake Shore Mines, Limited, is capitalized at \$2,000,000, in shares of \$1 par value. The executive officers and directors are: Dr. W. P. St. Charles, president and treasurer; W. H. Wright, vice-president; A. L. Blomfield, managing director; Kirkland Securities, Limited, secretary; Albert Wende and Ernest Martin, directors. The mine and works are at Kirkland Lake, Teck township, district of Timiskaming.

An average of 1,397 men was employed during the year. E. W. Todd is mine superintendent.

The following is taken from the report of the superintendent for the fiscal year ending June 30, 1936:—

During the period, 873,101 dry tons of ore were milled, having a gross value of \$11,072,138.99. The bullion produced yielded 463,427 fine ounces of gold and 104,721 ounces of silver.

#### PRODUCTION RECORD

Period	Months	Tons milled	Gross value of bullion	Dividends paid
Mar. 1, 1918, to Nov. 30, 1918.....	9	14,948	\$372,332.35	\$100,000
Dec. 1, 1918, to Nov. 30, 1919.....	9	11,907	302,518.17	100,000
Dec. 1, 1919, to Nov. 30, 1920.....	12	18,889	525,278.38	80,000
Dec. 1, 1920, to Nov. 30, 1921.....	12	21,681	523,567.33	120,000
Dec. 1, 1921, to June 30, 1923.....	19	36,825	850,282.90	160,000
July 1, 1923, to June 30, 1924.....	12	24,223	560,119.88	160,000
July 1, 1924, to June 30, 1925.....	12	36,838	1,812,008.05	600,000
July 1, 1925, to June 30, 1926.....	12	125,676	2,233,475.85	700,000
July 1, 1926, to June 30, 1927.....	12	214,335	3,105,047.85	1,200,000
July 1, 1927, to June 30, 1928.....	12	237,992	3,629,317.57	1,800,000
July 1, 1928, to June 30, 1929.....	12	367,015	5,519,138.86	2,000,000
July 1, 1929, to June 30, 1930.....	12	467,648	6,609,728.42	2,000,000
July 1, 1930, to June 30, 1931.....	12	608,624	9,153,546.62	3,000,000
July 1, 1931, to June 30, 1932.....	12	834,434	13,798,128.33	6,000,000
July 1, 1932, to June 30, 1933.....	12	797,673	13,277,685.72	6,000,000
July 1, 1933, to June 30, 1934.....	12	836,991	16,382,274.27	6,000,000
July 1, 1934, to June 30, 1935.....	12	833,094	16,029,108.57	8,000,000
July 1, 1935, to June 30, 1936.....	12	878,101	16,301,329.69	8,000,000
Total.....		6,511,864	\$111,072,138.99	\$47,020,000

Includes exchange premiums.

## DEVELOPMENT FOOTAGE FOR THE YEAR 1935-36

Level	Drift- ing	Cross- cutting	Rais- ing	Box- holing	Sub- drifting	Shaft- raising	Shaft- sink- ing	Total footage	Diamond- drilling	Sta- tion- cutting
	feet	feet	feet	feet	feet	feet	feet		ft. in.	cu. ft.
Surface							93	93		
200-foot		91.2				97	173	361.2	357	8
400-foot		282.3				186.5	171.5	640.3	111	10
600-foot		188.2	20		41.9	186.4	28	464.5	32	7
800-foot		181.4	44		161	188.5		574.9	293	7
1,000-foot	47.1	305.2	233.4		266.6	185		1,037.3	406	5
1,200-foot		254.7			107.7	188.5		550.9		7
1,400-foot		140	394.4	53.5	203.3	183.9		975.1	587	4
1,600-foot	399.2	548.2			16.2	100.9		1,064.5	237	3
1,800-foot	446.9	604.2	199.7		37.2	188.5		1,476.5	948	4
2,000-foot	547.3	351	392.6	10.5	251.9	22.5		1,575.8	947	10
2,200-foot		291.6	230.6		332.4			854.6	713	3
2,325-foot		279.2	253.8	12.9	57.6	34.3		637.8	194	3
2,450-foot	69	250.1	149.5	20.4	116.3			605.3	170	
2,575-foot	58.9	41.3	450.1	31.5	204.2			786	586	9
2,700-foot	281.5	96.5	681.5		370.8			1,430.3	1,146	4
2,825-foot	957.5	274.4	226.7		184.8			1,643.4	1,304	10
2,950-foot	1,772.2	200.7	620.5					2,593.4	1,635	3
3,075-foot	506.3	249.9	721.5		86.2			1,563.9	2,995	11
3,200-foot	1,243.6	76.2	526		41.8			1,887.6	1,771	10
3,325-foot	151.8		49.5					201.3	332	3
3,450-foot									137	4
3,825-foot									357	3
4,450-foot									410	8
Total	6,481.3	4,706.3	5,193.8	128.8	2,479.9	1,562	465.5	21,017.6	15,697	11

## SUMMARY OF ORE TRAMMED FOR THE YEAR 1935-36

Level	Development	Stoping	Total
	tons	tons	tons
200-foot		127	127
400-foot		160	160
600-foot	131	16,952	17,083
800-foot		21,152	21,152
1,000-foot	1,588	33,032	34,620
1,200-foot	488	5,447	5,935
1,400-foot	265	53,127	53,392
1,600-foot	320	6,465	6,785
1,800-foot	1,406	1,245	2,651
2,000-foot	2,143	52,659	54,802
2,200-foot	1,304	86,447	87,751
2,325-foot	1,297	57,486	58,783
2,450-foot	760	85,105	85,865
2,575-foot	1,476	118,079	119,555
2,700-foot	2,854	93,087	95,941
2,825-foot	3,267	96,451	99,718
2,950-foot	6,568	56,939	63,507
3,075-foot	6,910	40,658	47,568
3,200-foot	2,921	11,566	14,487
3,325-foot	596	846	1,442
3,450-foot		74	74
Total	34,294	837,104	871,398

## SUMMARY OF DEVELOPMENT WORK PERFORMED SINCE THE BEGINNING OF OPERATIONS

	Feet
Drifting.....	128,333
Crosscutting.....	36,041
Raising.....	84,128
Subdrifting.....	18,623
Ore and waste passes.....	11,647
Shaft-sinking.....	7,998
Shaft-raising.....	2,902
Shaft-slashing.....	1,227
Winze-sinking.....	1,151
Diamond-drilling.....	120,629
	cu. ft.
Box-holing.....	342,272
Station-cutting.....	854,993
Sumps.....	57,068

## STATEMENT OF COSTS FOR THE YEAR

	Cost per ton
Development.....	\$0.457
Mining.....	3.409
Milling and refining.....	1.194
Marketing bullion.....	.243
General and administrative expense.....	.317
	-----
Operating cost.....	\$5.620
Depreciation.....	.295
	-----
	\$5.915
Provision for taxes.....	1.937
	-----
Total cost.....	\$7.852

## Development

Exploration for new ore was limited to clean-up work in intermediate levels of No. 2 vein and to the further opening of No. 1 vein to a depth of 3,200 feet. The total drifting amounted to 6,481 feet, of which 2,489 feet were driven in ore having an average grade of 0.655 ounces per ton across an average width in the drifts of 54.7 inches. The policy of stressing development of the No. 1 or hanging-wall zone in preference to the No. 2 or footwall ore bodies has been continued in order that stoping operations in the former may be brought in advance of mining in the latter.

No. 1 vein continued to yield average results under intensive development of intermediate levels, and the amount of ore provided from this zone increased. The proportion of the total, taken from No. 1 vein, is held abnormally high at present in order to conform with the policy referred to above; in future it may be expected to decrease somewhat.

*No. 5 Shaft.*—Sinking of the concrete caissons to rock through the bed of Kirkland lake was completed with entirely satisfactory results. A pilot raise was driven from the 200-foot level to connect with the inside of the shaft caisson, and a routine underground programme of crosscutting, raising, slashing, and installation of equipment was begun. At the end of the year crosscut connections with mine workings were completed to the 2,450-foot level, pilot-raising to the 1,800-foot level, and shaft-slashing to a depth of 613.5 feet below the collar. Steel sets were installed to 565.2 feet below the surface, and the fireproof lining placed to a depth of 425.2 feet below the shaft collar. The No. 5 shaft is to be sunk to a depth of 4,075 feet.

*Stoping.*—New sections of No. 1 and No. 2 veins were prepared for stoping on levels extending from the 2,825- to the 3,200-foot levels, and mining will proceed in these working places during the coming year. A filled square-set rill method of stoping has been adopted as most suitable to the ground conditions.

The length of ore exposed in drifts and not prepared for stoping at the end of the fiscal year amounted to 13,819 feet, having an exposed average width before slashing of 61 inches and an average grade of 0.70 ounces. These figures indicate that ore available for mining continues well in excess of requirements.

The total amount of backfill placed in stopes during the year amounted to 515,844 tons.

### Additions to Surface Plant

A new assay office and research laboratory was built and equipped, using fireproof materials throughout. A hoist-room was built to house the new hoists for No. 5 shaft and the steel head-frame completed. Minor additions and alterations were made to mill equipment.

### Milling

Milling results have responded to improvements installed, the extraction being increased to 96 per cent. Operation of the flotation unit was discontinued with a resultant reduction in milling costs.

### Supplies and Equipment Purchased, 1918-1936

An indication of the amounts spent by Lake Shore Mines, Limited, for supplies and equipment, purchased mostly in Canada, is given in the list below.

Explosives.....	\$1,682,730
Lumber and timber (\$3 per cent. local).....	2,061,156
Rock drills and parts.....	657,198
Pipe and fittings, plumbing supplies.....	576,344
Electrical supplies.....	852,812
Mill supplies.....	2,759,481
Machinery and parts.....	3,672,029
Building materials.....	612,043
Fuel.....	396,248
Steel products.....	1,513,301
Oils and lubricants.....	224,757
Groceries.....	580,247
Trucks and cars.....	63,611
Miscellaneous.....	1,378,534
Backfill.....	462,536
Power.....	3,394,332
Total.....	\$20,887,359

Freight and express included in above materials, \$1,555,750.

### L. B. United Mines, Limited

L. B. United Mines, Limited, was incorporated in May, 1934, with an authorized capitalization of 3,500,000 shares of \$1 par value. The officers and directors were: Dr. W. E. Tindale, president; Allen C. McLean, secretary-treasurer; P. J. Elward, M. A. Chadwick, and Stuart Fleming, directors. The executive office is at 767 Yonge Street, Toronto.

The company optioned the property of Centennial Gold Mines, Limited, located in township 29, range 22, in the Michipicoten area, district of Algoma, and started work on April 2, 1935. The property had been idle since December 4, 1934.

The 130-foot, 2-compartment, 33-degree shaft was deepened to 262 feet, and levels were established at 100 and 250 feet. During 1935, a total of 89 feet of drifting and 51 feet of crosscutting was accomplished on the 1st level, and 478 feet of drifting and 100 feet of crosscutting on the 2nd level. Connections were made on the 1st level with two old 110-foot shafts, which are situated on either side of the main shaft, where 47 feet of drifting had been done at that horizon.

A 50-ton amalgamation-flotation mill was installed and put in operation on October 22. By the end of the year it had treated a total of 2,587 tons of ore, obtained from development work and stope preparation. Flotation concentrates, totalling 34 tons, were shipped to Sault Ste. Marie, where the company has established a refinery.

The mill equipment included a jaw-crusher, Marcy ball mill, Dorr classifier, Deister table, 4-cell Denver Sub-A flotation unit, filter, and amalgamation equipment.

The plant included a 218-cubic-foot electric compressor, a 320-cubic-foot electric compressor, and a small electric hoist. Buildings erected in 1935 included an office, mill, cookery, and two bunk-houses.

An average of 33 men was employed during the period of work. A. D. McWilliams, J. E. Ronaldson, and L. K. Lytle were successively in charge of operations. The mine address is Gold Park.

### Lebel Oro Mines, Limited

Lebel Oro Mines, Limited, was incorporated in April, 1920. Early in 1936 the capitalization was increased from 3,000,000 to 3,500,000 shares of \$1 par value. The officers and directors are: L. K. Fletcher, president; A. B. Mortimer, secretary-treasurer; W. H. Englebright, E. J. Dwyer, and T. H. Rea, directors. The head office is at Room 10, 320 Bay Street, Toronto.

The property of this company includes the old Long Lake mine, located in township 69, district of Sudbury. It is 16 miles southwest of Sudbury.

Work was resumed at this property in May, 1935, after a suspension of six months. During the balance of the year the work consisted of dewatering the old workings and diamond-drilling 2,391 feet from underground and 1,458 feet from surface. At the end of the year the company was preparing to install a mining plant.

The 200-ton cyanide mill, constructed in 1934, did not operate during 1935. It had been built with the intention of milling the tailings from the original operation, and was not equipped with a grinding unit.

An average of 13 men was employed during the period of operation. The mine address is Box 156, Sudbury. Wm. D. M. Ross is mine manager.

### Leitch Gold Mines, Limited

Leitch Gold Mines, Limited, was incorporated in July, 1935, with an authorized capitalization of 3,000,000 shares of \$1 par value. The officers and directors are: K. J. Springer, president; W. E. Segsworth, vice-president; H. J. Mackay, secretary-treasurer; Dr. J. H. C. McClelland, and R. Cryderman, directors. The head office is 320 Bay Street, Toronto.

The property this company acquired consists of about 400 acres in Thunder Bay district, about 4 miles northwest of Beardmore station on the Long Lac-Port Arthur branch of the Canadian National Railways. It is reached by a 6-mile road from Beardmore.

Work was started in August. Following surface work and diamond-drilling, shaft-sinking was started early in November with a gasoline compressor and carried to a depth of 30 feet. The 3-compartment vertical shaft was then colared, a headframe erected, and a mining plant installed. Sinking was resumed on December 29, and was at a depth of 46 feet at the end of 1935. A total of 3,630 feet of diamond-drilling was done in 1935.

The plant included an 8- by 6-inch Ingersoll-Rand hoist and a 530-cubic-foot compressor, driven by a 114 h.p. Diesel engine. Buildings erected included an office, power-house, blacksmith shop, bunk-house, cookery, and stable.

An average of 27 men was employed under the direction of W. J. Hacker. The mine address is Empire.

### Little Long Lac Gold Mines, Limited

Little Long Lac Gold Mines, Limited, was incorporated in January, 1933, with an authorized capitalization of 2,000,000 shares of no par value. The officers and directors are: Jos. Errington, president; Thayer Lindsley, vice-president; L. A. Macdonald, secretary-treasurer; D. M. Morin, A. B. Gordon, and D. M. Hogarth, directors. The head office is at 1331 Canadian Bank of Commerce Building, Toronto. The mine address is Oklend.

The property is two miles south of Geraldton, on the Port Arthur-Long Lac branch of the Canadian National Railways, district of Thunder Bay. There is an automobile highway from Geraldton to the mine.

Work was continued throughout 1935. Shrinkage stopes were mined on the 204-, 325-, 445-, and 570-foot levels, and preparations were being made to backfill empty stopes with waste rock.

The plant includes a 125 h.p. boiler, 94 h.p. boiler, a 1,250-cubic-foot Ingersoll-Rand electric compressor, and an Ingersoll-Rand electric double-drum hoist. Electric power was obtained from Cameron falls, 95 miles away.

An average of 170 men was employed during the year, of whom 71 men were underground. A. A. Barton is manager; D. A. Duff is mine captain; and A. Reinnick is mill superintendent.

The following is an extract from the manager's report for the fiscal year ending December 31, 1935, and covering further operations to March 31, 1936:—

#### Construction

Although the mill was completed and went into operation in November, 1934, the past year was still one of construction. The mill was enlarged and the following equipment installed: a second dewatering thickener, two dewatering filters, a 10-cell Sub-A flotation machine, with conditioner tank, thickener, and filter for the treatment of residues. A roasting plant for the treatment of concentrates has been completed and went into operation on April 1. This plant consists of a 15-spindle Edwards roaster and a complete cyanide plant for the treatment of calcines. Another thickener and filter is now being added to the cyanide plant.

The shaft headframe has been raised 15 feet higher and the capacity of the shaft ore bin increased by 125 tons.

A 2,000-cubic-foot Bellis and Morecom compressor and a 125 h.p. stoker-fired boiler has been added to the power plant. Also, an underground air hoist has been installed for shaft-sinking.

This plant enlargement entailed the following costs:—

Mill enlargement and equipment.....	\$75,510.00
Roasting plant and equipment.....	42,500.00
Power plant enlargement and the purchase and installation of a Bellis and Morecom compressor and a new boiler and stoker.....	19,329.75
Sprinkler system.....	12,827.75
Mill storage warehouse.....	422.65
Machine shop and blacksmith shop addition and equipment.....	4,652.22
Outside pipe systems.....	8,764.03
Power and light lines.....	1,383.97
Docks, sidings, and fences.....	1,544.87
Shaft-house and headframe.....	2,180.31
New barn.....	1,717.56
Powder magazine.....	882.69
Extensions to bunk-house, hospital, commissary.....	10,327.15
Employees' residences.....	19,934.81
Miscellaneous plant buildings.....	3,421.55
Total.....	\$205,399.31
Further expenditures in mine and plant equipment.....	22,135.49
Total.....	\$227,534.80



### Production

The following is a report on mill operation and production for the year ending December 31, 1935:—

Dry tons milled.....	62,073
Gold production..... ounces	31,445.81
Gold lost in residues..... ounces	4,896.21
Calculated amount gold in mill heads..... ounces	36,342.02
Calculated mill head assay..... ounces	.585
Mill residue assay..... ounces	.0788
Percentage recovery.....	86.51

During 1935 the mill operated 361 days, indicating 98.9 per cent. running time. Tonnage milled was increased from 160 tons to 200 tons per day on September 1. During the year consulting metallurgists concluded that the flotation of refractory sulpho-arsenides from the cyanide plant residue, with subsequent roasting, was fully warranted. This idea was put into practice with the flotation plant operating late in December.

The following figures are typical of mill performance at the present time:—

	Per cent.
Gold recovered by blanket plant.....	65
Gold recovered by cyanidation.....	21.7
Gold contained in flotation concentrate.....	10.5
Gold contained in flotation residue.....	2.8

### Roasting Plant

The results obtained from the first week's operation clearly indicate that the performance is up to expectations; a total recovery of 95 per cent. is reasonably assured and, it is expected, will be further improved during the ensuing year.

### Development

During the year new ore was developed on the 4th level, 400 feet south of the main vein to date 300 feet of 0.3 grade has been drifted on. Further new ore has been developed on 2nd, 3rd, and 4th levels, a parallel mineable vein zone about 200 feet long on the 2nd level and above the 3rd level. This parallel zone is connected to the main vein by a series of folded quartz veins, making at these points a mineable zone 80 feet in length by 50 feet wide. To date, no development has been done in this area below the 4th level.

Development work accomplished for the year and to March 31st, is as follows:—

	1935	Total
Drifting..... feet	3,187.5	3,836
Crosscutting..... feet	1,024	1,120
Slashing..... cu. ft.	11,283	31,835
Raising..... feet	976.5	1,336.5
Surups..... cu. ft.	2,004	.....
Station-cutting..... cu. ft.	.....	9,060
Shaft-sinking..... feet	.....	166.5
Diamond-drilling:		
Surface..... feet	14,966	19,667
Underground		
Exploration; grouting..... feet	5,508	8,229

### Ore Reserves

	Tons	Ounces gold per ton
Proven ore.....	85,910	0.565
Broken ore.....	22,435	.575
Probable ore.....	135,320	.484
Possible ore.....	77,090	.496
	320,755	0.515

### Operating Costs

Operating costs have been slightly higher than anticipated, owing partly to construction, and an unusual amount of exploration development. Costs (62,073 tons) are as follows:—

	Total cost	Cost per ton
Exploration development and diamond-drilling . . . . .	\$109,732.70	\$1.7678
Mining . . . . .	153,195.34	2.4680
Milling . . . . .	105,758.23	1.7038
Mine office and supervision . . . . .	26,963.60	.4344
General expense at property . . . . .	31,938.63	.5145
Administrative and general expense, Toronto office . . . . .	24,238.47	.3905
<b>Total . . . . .</b>	<b>\$451,826.97</b>	<b>\$7.2790</b>

It is expected that these costs will be lowered during the present year, due to less exploration, greater tonnage milled, and higher recovery.

### Macassa Mines, Limited

The capitalization of Macassa Mines, Limited, is 3,000,000 shares of \$1 par value. The officers and directors are: Robert A. Bryce, president; L. Soliague, secretary-treasurer; John D. Perrin, Henry M. Porteous, Thomas Riggs, and Arthur G. Slaght, directors. G. A. Howes is mine manager. The head office is at 85 Richmond Street West, Toronto. The mine office is at Kirkland Lake. About 145 men were employed at the mine during the year.

The company owns 6 claims, adjoining the Kirkland Lake Gold mine on the west, in Teck township, district of Timiskaming.

The following is an extract from the report of the mine manager for the twelve months ending March 31, 1936:—

#### Production

During the year, 69,455 dry tons of ore were treated, from which the gross recovery was \$1,140,470.22 in bullion, or \$16.42 per ton. In addition, sundry revenue amounted to \$1,674.78. The average recovery in ounces per ton was 0.468, with a 93.81 per cent. extraction. The average daily milling rate was 189 tons at 96.62 per cent. running time.

#### Development

As intimated in the last annual report, the mine had reached the stage, both in hoisting facilities and working places, where a much more intensive exploration and development programme could be carried on. As a result, new ore was found on the 1,300-, 1,400-, 2,000-, 2,175-, 2,575-, 2,675-, and 3,000-foot levels. While the 3,000-foot (or bottom) level has still 1,010 feet east and 1,300 feet west to go before reaching the boundaries, the length explored has proved it to be the best level in the mine to date as regards lengths, widths, and grade of ore.

The abnormal exploration and development programme during the past year increased the costs but also increased the ore reserves. As there is still a great deal of exploration to be done both on the 3,000-foot level and all levels and sublevels above, it is deemed advisable to continue at the present rate of work, the object being to further improve the developed ore position. It was decided that opening up levels below the 3,000-foot would be done from a winze, having the hoist and storage pockets on the 3,000-foot level. It will be the same size as the present main shaft.

The cutting-out of an underground chamber on the 3,000-foot level for the hoist and head-frame is nearly complete, and this cost is absorbed in the development cost figure below. Sinking will be under way in May. General mining costs were higher than last year for two reasons: (1) In certain sections stull stoping and backfilling had to be used to prevent dilution of ore; and (2) the broken ore reserve was increased over that of last year, the costs of which were completely absorbed during the year.

The summary of development work is as follows:—

	1935-36	1934-35	1933-34
	feet	feet	feet
Drifting.....	9,094.5	5,988	3,483.5
Crosscutting.....	1,697	1,033	349
Raising.....	1,700	1,409	744
Shaft-sinking.....	101	481	.....
Station-cutting.....	43	91	30
<b>Total.....</b>	<b>12,635.5</b>	<b>9,002</b>	<b>4,606.5</b>
Diamond-drilling.....	10,109	3,489	2,701.5

### Ore Reserves

In the following estimate of ore reserves, only fully developed ore is included.

	Tons	Ounces per ton	Value per ton at \$35
Unbroken ore.....	126,130	0.45	\$15.75
Broken ore.....	13,605	.46	16.10
Surface dump.....	2,612	.43	15.05

In addition to the above-mentioned fully developed ore, there are lengths and widths of lower-grade ore throughout the mine, and also indicated ore of better grade, which as yet is not fully developed.

### Mill

The mill operated efficiently throughout the year. A number of tests have been made, having as their object changes which we think would give us better extraction and lower costs per ton.

### Operating Costs

No deferred development charges were set up during the year. Except for the items of capital expenditures listed below, all costs are included in the following, before provision for depreciation, pre-development, and taxes:—

	Cost per ton milled
Development and exploration.....	\$2.80
Mining (stopping, tramming, pumping, etc.).....	2.48
Milling.....	1.49
Administration, and general charges (including head office, Mint charges, and bullion-handling charge).....	.97
<b>Total.....</b>	<b>\$7.74</b>

### Capital Expenditure

A total of \$38,766.98 was spent on additions during the year, as against \$72,249.79 in 1934-35. A good portion of it was on underground equipment, spare motors, and additional company dwellings. The itemized list is as follows:—

Residences (4).....	\$8,854.37
Substation.....	1,644.21
Machine shop.....	785.41
Assay office and refinery.....	1,576.78
Crusher plant and mill.....	8,000.59
Mine equipment.....	14,143.13
Office.....	404.35
Miscellaneous.....	3,358.14
<b>Total.....</b>	<b>\$38,766.98</b>

It is planned to install during the year a new mine surface hoist and to transfer the original one underground for future work below the 3,000-foot level.

### Mac-Auer Gold Mines, Limited

Mac-Auer Gold Mines, Limited, was incorporated in March, 1934, with a capitalization of 50,000 shares of no par value. The officers and directors were: S. P. Myers, president; C. E. Loy, vice-president; M. Auerbach, secretary-treasurer; L. Chatelle and M. G. Greenblatt, directors. The head office is at University Tower, Montreal.

The company acquired 10 claims in Davis township, and 9 claims in Scadding township, district of Sudbury, located at the north end of Ashganing lake, and work started on May 15, 1935. The property includes claim W.R. 35, on which are located two old inclined shafts, 100 feet and 32 feet deep, respectively, and about 200 feet apart. These shafts were dewatered and sampled, and the 100-foot shaft partially retimbered. About 30 feet of drifting was accomplished with a gasoline compressor at a depth of 50 feet in No. 1 shaft. A 10-ton amalgamation mill was erected and operated for about 10 days.

All work was suspended at the end of August and the mill equipment removed. Buildings constructed included a small mill building and a compressor-house of sheet metal, a canvas cookery-bunkhouse, and two small canvas buildings.

About 10 men were employed under the direction of H. I. Huestis.

### McIntyre-Porcupine Mines, Limited

McIntyre-Porcupine Mines, Limited, has an authorized capitalization of 800,000 shares of \$5 per value, of which 798,000 shares are issued.

The officers of the company are: J. P. Bickell, president; Bernard E. Smith, vice-president; E. D. Fox, secretary; Balmer Neilly, treasurer. The directors are: D. H. McDougall, Strachan Johnston, and R. S. McLaughlin. R. J. Ennis is general manager. The executive office of the company is at 15 King Street West, Toronto. The head office and mine office are at Schumacher.

The company's main property is at Schumacher, in the township of Tisdale, district of Cochrane. The company has also numerous holdings in other parts of the Dominion.

During 1935, McIntyre-Porcupine Mines employed an average of 1,209 men at their Schumacher property. Of this number, 923 were employed underground and 65 were regular mill employees.

The following is taken from the general manager's report for the fiscal year ending March 31, 1936:—

#### Production

Ore treated..... tons	873,000	
Value per ton (0.280 ounces).....	\$9.88	
Gross value.....	\$8,621,410.67	
Bullion recovered:		
Gold (232,112.054 ounces at \$35.17).....		\$8,162,825.88
Silver (46,048.30 ounces at \$0.604).....		27,813.26
Total value.....		\$8,190,639.14
Recovered per ton (0.266 ounces).....	\$9.79	
Bullion melting, refining, and handling charges.....		90,800.26
		\$8,099,838.88
Less Dominion production tax.....		105,587.58
		\$7,994,251.30

PRODUCTION SINCE THE BEGINNING OF MILLING OPERATIONS IN 1912

Period	Months	Tons milled	Value per ton	Gross value	Recovery per ton	Total value	Price received per ounce for gold	
1912.....	12	11,500	\$7.00	\$101,555.16	\$5.25	\$76,166.38	} \$20.67	
1913.....	12	31,979	7.85	251,314.45	7.05	225,752.25		
Jan. 1, '14, to Mar. 31, '15.....	15	85,654	8.87	760,232.16	8.39	718,331.71		
Apr. 1, '15, to Mar. 31, '16.....	12	105,758	7.71	815,345.49	7.38	779,990.94		
Apr. 1, '16, to June 30, '17.....	15	195,307	10.00	1,954,793.28	9.55	1,864,914.28		
July 1, '17, to June 30, '18.....	12	178,327	10.05	1,793,197.55	9.61	1,714,258.00		
July 1, '18, to June 30, '19.....	12	179,874	9.78	1,759,627.40	9.29	1,671,646.03		
July 1, '19, to June 30, '20.....	12	188,835	11.52	2,175,891.31	11.02	2,080,178.44		
July 1, '20, to June 30, '21.....	12	171,916	11.67	2,005,672.00	11.08	1,904,326.36		
July 1, '21, to June 30, '22.....	12	193,971	10.69	2,074,088.40	9.99	1,937,105.07		
July 1, '22, to June 30, '23.....	12	240,615	9.96	2,397,303.00	9.35	2,249,741.63		
July 1, '23, to June 30, '24.....	12	360,140	9.69	3,488,863.00	9.14	3,291,178.22		
July 1, '24, to June 30, '25.....	12	400,259	9.43	3,774,068.00	8.86	3,546,637.52		
July 1, '25, to June 30, '26.....	12	460,909	8.72	4,020,326.00	8.25	3,804,774.90		
July 1, '26, to Mar. 31, '27.....	9	385,409	8.08	3,113,500.07	7.67	2,957,060.97		
Apr. 1, '27, to Mar. 31, '28.....	12	520,460	8.09	4,207,553.00	7.66	3,987,634.94		
Apr. 1, '28, to Mar. 31, '29.....	12	538,165	8.24	4,433,378.00	7.83	4,212,624.82		
Apr. 1, '29, to Mar. 31, '30.....	12	550,495	8.46	4,657,188.00	8.05	4,433,626.45		
Apr. 1, '30, to Mar. 31, '31.....	12	558,115	8.84	4,934,122.00	8.30	4,633,140.73		
Apr. 1, '31, to Mar. 31, '32.....	12	655,030	8.47	5,548,278.10	8.10	5,305,475.29		
Apr. 1, '32, to Mar. 31, '33.....	12	736,300	8.45	6,224,493.40	8.12	5,981,714.69		
Apr. 1, '33, to Mar. 31, '34.....	12	776,845	10.68	8,296,704.60	10.24	7,957,252.54		
Apr. 1, '34, to Mar. 31, '35.....	12	862,100	10.23	8,819,660.27	9.78	8,430,670.26		
Apr. 1, '35, to Mar. 31, '36.....	12	873,000	9.88	8,621,410.67	9.38	8,190,639.14		
Total.....		9,263,963	\$9.31	\$86,228,565.31	\$8.85	\$81,954,841.56		

Mining

Ore broken in stopes.....	Tons	773,976
Ore from development.....		72,716
Total.....		846,692
Ore hoisted.....		876,698

Development

Development work amounted to 35,410 feet. This includes 21,546 feet of drifting, of which 4,518 feet was on line and 17,028 feet in vein material; of this, 6,696 feet was in ore averaging 0.378 ounces per drift width.

ORE RESERVES, 1935-36

	Tons	Fine ounces gold	Value at \$20.67	Value at \$35.00
Estimated.....	3,393,905	1,059,962	\$21,909,425	\$37,098,670
Broken.....	180,815	51,748	1,069,630	1,811,180
Total.....	3,574,720	1,111,710	\$22,979,055	\$38,909,850
Average per ton.....		0.3120	\$6.40	\$10.88

SUMMARY OF DEVELOPMENT AND EXPLORATION, 1935-36

Period	Drifts	Cross-cuts	Raises	Winzes	Shafts	Stations	Sumps	Pockets and passes	Total footage	Total excavation	Diamond-drilling
	feet	feet	feet	feet	feet	cu. ft.	cu. ft.	feet	feet	cu. ft.	feet
1.....	1,817	1,064	78						2,959		4,532
2.....	1,699	1,150	170						3,019		4,180
3.....	1,268	1,092	35						2,395		2,627
4.....	1,269	914	130						2,313		4,010
5.....	1,447	1,066	107						2,620		4,607
6.....	1,734	1,049	216						2,999		4,199
7.....	2,407	660	80						3,147		4,188
8.....	2,231	1,176	122						3,569		4,681
9.....	1,860	1,061	32						2,953		5,310
10.....	2,068	1,304							3,372		4,681
11.....	1,981	1,223							3,204		5,380
12.....	1,765	1,069	26						2,860		5,967
Previous to date	21,546	12,828	996						35,410		53,860
Total to date	232,656.8	113,725.8	22,559.9	612.7	14,549.4	1,013,582	55,039	139,699	384,104.6	1,208,320	437,628
Total to date	254,202.8	126,553.8	23,555.9	612.7	14,549.4	1,013,582	55,039	139,699	419,514.6	1,208,320	491,488

## Operating Costs

	Total cost	Cost per ton ore milled
MINING:		
Exploration.....	\$93,258.29	\$0.1068
Development.....	494,755.13	.5668
Breaking and stoping.....	2,497,447.19	2.8607
Milling.....	3,085,460.61	\$3.5343
Administration and general expense.....	609,489.38	.6982
	100,286.31	.1149
Total.....	\$3,795,236.30	\$4.3474

## ANALYSIS OF MINING COSTS PER TON MILLED

	Stoping	Drifting	Cross-cutting	Raising	Total cost	Cost per ton
Labour.....	\$1,180,193.42	\$161,820.75	\$81,809.10	\$8,061.23	\$1,431,884.50	\$1.6402
Explosives.....	100,483.98	60,807.27	36,793.70	1,555.27	199,640.22	.2287
Supplies.....	106,567.84	4,322.08	2,619.24	451.79	113,960.95	.1305
Power.....	79,056.79	15,497.72	7,522.49	1,797.09	103,874.09	.1190
Timbering.....	251,820.54			442.98	252,263.52	.2890
Shaft repairs.....	4,077.76				4,077.76	.0047
Backfilling.....	210,683.27				210,683.27	.2413
Retimbering.....	33,412.71				33,412.71	.0383
Guniting.....		1,286.37	7,267.21		8,553.58	.0098
Steel-sharpening.....	36,413.21	13,871.35	7,269.01	760.00	58,313.57	.0668
Drill repairs.....	24,862.80	5,059.12	2,427.93	582.51	32,932.36	.0377
Surveying and engineering.....	33,638.17	6,804.55	3,275.45	747.18	44,465.35	.0509
Sampling and assaying.....	45,598.19	3,607.74	1,745.05	416.11	51,367.09	.0588
Pumping.....	12,575.66	2,442.30	1,185.45	275.39	16,478.80	.0189
Ventilating.....	14,377.66	2,615.80	1,176.30	294.07	18,463.83	.0212
Fire protection.....	888.98				888.98	.0010
Underground lighting.....	11,050.64				11,050.64	.0127
Tramming.....	113,114.32	20,375.07	9,797.26	2,242.17	145,528.82	.1667
Underground crushing.....	7,274.52	492.03			7,766.55	.0088
Hoisting.....	231,356.73	15,239.00			246,595.73	.2825
Total.....	\$2,497,447.19	\$314,241.15	\$162,888.19	\$17,625.79	\$2,992,202.32	\$3.4275
Exploration.....					93,258.29	.1068
Total.....					\$3,085,460.61	\$3.5343
Unit cost per ton.....	\$2.8607	\$0.3600	\$0.1866	\$0.0202		

## SUMMARY OF MILLING COSTS

	Labour	Supplies	Shop repairs and maintenance	Power	Total cost	Cost per ton
Crushing and conveying.....	\$36,329.03	\$29,883.43	\$5,367.68	\$18,930.10	\$90,510.24	\$0.1037
Flotation.....	48,696.67	116,984.96	8,817.22	66,811.91	241,310.76	.2764
Cyanidation.....	40,770.49	163,987.86	5,639.50	24,625.57	235,023.42	.2692
Refining.....	7,055.19	10,546.28	557.65	1,367.28	19,526.40	.0224
Assaying.....	6,347.22	2,775.10	1,311.53	2,020.12	12,453.97	.0143
Mill alterations.....	7,989.07	1,591.87	1,083.65		10,664.59	.0122
Total.....	\$147,187.67	\$325,769.50	\$22,777.23	\$113,754.98	\$609,489.38	\$0.6982

## ADDITIONS TO PLANT BUILDINGS AND EQUIPMENT

Miscellaneous surface buildings and equipment.....	\$24,903.35
Aerial tramway for backfill.....	68,106.34
Miscellaneous underground equipment.....	40,823.30
Buildings and equipment at Mud lake.....	73,138.53
Total.....	\$206,971.52

## General

New ore developed during the year has been sufficient to fully maintain our ore reserve position. Development work on the upper levels has resulted in finding further extensions to previously worked ore bodies and, as anticipated, these areas continue to contribute large tonnages of good-grade ore.

On the lower levels from No. 12 internal shaft, some of the ground considered favourable for ore has been explored with fair results. Referring to the summary of mine development, it will be noted that No. 22 vein was developed for an additional 1,976 feet in ore averaging 0.360 ounces over drift width.

## Outside Exploration

Fifty-seven properties were sampled and reported on during the year, and favourable recommendations were made on six. One of these was optioned, and others are under consideration.

Diamond-drilling on properties optioned in Chibougamau, mentioned in last year's report, did not confirm surface sampling, and the option was allowed to lapse.

The option on the O'Leary Malartic group of 19 claims in Guillet township, Lake Expance district, Quebec, was completed, and we now own an 80 per cent. interest in these claims. A shaft was sunk to 375 feet, with levels at 125, 225, and 325 feet; and 1,824 feet of horizontal work developed 24,000 tons of ore, averaging 0.415 ounces per ton. Thirteen other claims adjoining this group were purchased outright, and our prospectors staked 15 claims also adjoining, bringing the total number of claims in this district to 47.

One one of the groups of claims purchased outright, commonly referred to as the Ranger group, a promising discovery was made. Trenching and diamond-drilling have indicated 41,000 tons of ore, averaging 0.31 ounces per ton from the surface to the 125-foot horizon, and established the continuity of the vein with payable values to the 300-foot horizon. A 3-compartment shaft is being sunk to a depth of 550 feet, and a 100-ton test mill is being erected.

## McKenzie Red Lake Gold Mines, Limited

McKenzie Red Lake Gold Mines, Limited, incorporated February 1, 1933, has an authorized capitalization of 3,000,000 shares of \$1 par value, of which 2,900,000 shares have been issued. The officers and directors are: W. G. Armstrong, president; F. D. Reid, vice-president; H. M. Anderson, secretary-treasurer; M. F. Fairlie, managing director; G. W. Quinn, director. John W. Shaw is consulting engineer, and J. L. Ramsell is resident manager. The head office is at 507 National Building, 347 Bay Street, Toronto. The mine office address is McKenzie Island.

The mine property consists of 11 claims on the northern end of Mackenzie island, in Red lake, in the Patricia portion of Kenora district. Summer transportation to the property is by barge from Hudson. Plane service from Hudson or Sioux Lookout lands passengers, freight, and mail at the mine. McKenzie Island P.O., established in 1935, is located at the mine. Electric power is supplied to the mine over the company's own line, which taps the Hydro line from Ear Falls to the Howey mine, near the Howey mill.

Underground work was started at this property in the summer of 1933. Development work done since that time to the end of 1935, and during the year 1935, is shown in the following table:—

	To Dec. 31, 1934	1935	Total
Shaft.....	feet 272	feet 189	feet 461
Winze.....	305		305
125-foot level:			
Drifts.....	838	285	1,123
Crosscuts.....	225	21	246
Raises.....	30	395	425
Box-holes.....			388
250-foot level:			
Drifts.....	1,133	1,295	2,418
Crosscuts.....	269	387	656
Raises.....	210	554	764
Box-holes.....			497
375-foot level:			
Drifts.....	616	882	1,498
Crosscuts.....	98	313	411
Raises.....		351	351
Box-holes.....			100
450-foot level:			
Drifts.....	50	909	959
Crosscuts.....		480	480
Raises.....		79	79

Installation of machinery in the 125-ton cyanide mill, erected in the fall and early winter of 1934-35, was completed in February, and production commenced about March 1, 1935. Tonnage milled in 1935 was 36,117 tons, and production amounted to \$530,857.65, including the premium on bullion sold.

The average number of men employed in 1935 was 88, divided as follows: mine, 45; mill, 8; construction, 13; and surface, 21.

### McLaren-Porcupine Gold Mines, Limited

McLaren-Porcupine Gold Mines, Limited, incorporated in August, 1934, has an authorized capitalization of 3,000,000 shares of no par value. Of this number, 1,500,000 issued for property are pooled, 800,000 have been underwritten, and 700,000 remain in the treasury. The officers and directors of the company are: Dr. W. M. McLaren, president; J. M. McLaren, vice-president; J. J. Gallagher, secretary-treasurer; N. W. Kingsland and Gerard Ruel, directors. Both the head office and the mine office are at South Porcupine.

The property held by the company consists of about 300 acres in Deloro township, district of Cochrane. It is accessible by motor road from either South Porcupine or Timmins.

Buildings on the property consist of a cookery and bunk-house, 24 by 50 feet; an office, 16 by 18 feet; small log cabin, compressor-house and blacksmith house combined, magazine, and mill.

During 1935, mining was carried on from an open glory hole, which has now reached a depth of 50 feet. The material removed from this pit was sorted, and during the year approximately 300 tons was milled. One corner of the glory hole was recently slashed out and will be timbered to serve as a shaft, when proposed drifting from the bottom of the pit commences.

The mill equipment consists of a jaw-crusher, a recently added hammer mill, bin, Kennedy Nutt mill, and blankets. Power for the mill is supplied by Diesel engine. Mining equipment includes a Sullivan portable air compressor, 2-drill capacity; Climax rock drills; and a 5- by 6-inch Jenckes hoist.



During the year about 300 tons were milled with an approximate value of \$5,000, as compared with about 100 tons milled in 1934 with an approximate value of \$1,000.

The average number of men employed per month was 17. J. M. McLaren is general manager at the property.

### J. Bruce McMartin

J. Bruce McMartin, 941 Dominion Square Building, Montreal, Que., is the owner of a group of 9 claims in Rickaby township, district of Thunder Bay, about 10 miles northeast of Jellicoe, on the Long Lac-Port Arthur branch of the Canadian National Railways.

During 1935 underground work was carried on at this property from January 1 to March 10, and from May 6 to November 1. When work was suspended on November 1, the underground development consisted of a 2-compartment vertical shaft, 262 feet deep, 218 feet of drifting and 40 feet of crosscutting on the 150-foot level, and 360 feet of drifting and 45 feet of crosscutting on the 250-foot level. Two small stopes had been mined on the first level, and one on the second level.

A 20-ton cyanide mill was erected early in 1935, and milling started on April 17. The mill was shut down on October 9, after treating a total of 3,295 tons of ore. A Diesel engine was used to supply power.

The mining plant included a 22 h.p. boiler operating an 8- by 10-inch hoist, and a 370-cubic-foot Ingersoll-Rand Diesel compressor.

An average of 23 men was employed under the direction of W. A. Coughlan.

### McMillan Gold Mines, Limited

McMillan Gold Mines, Limited, was incorporated in December, 1926. The capitalization was increased in 1935 from 3,000,000 to 4,000,000 shares of \$1 par value. The officers and directors are: G. M. Miller, president; G. A. Foot, vice-president; F. A. Lafferty, secretary-treasurer; W. J. Hussey, J. M. R. Corbet, C. B. Goldsborough, and R. L. Patterson, directors. The head office is at Sudbury. The property is about 60 miles southwest of Sudbury, in Mon-gowin township, district of Sudbury. The mine address is Footbanks.

Work was continued throughout 1935. Underground operations and milling were suspended on December 24, and a diamond-drilling campaign was started.

During 1935 a winze was sunk from the 625-foot level to a depth of 275 feet, and levels were established at depths of 750 and 875 feet. The development work accomplished on the various levels during the year and the total to the end of 1935 were as follows:—

Level	Drifting		Crosscutting		Raising	
	1935	Total	1935	Total	1935	Total
	feet	feet	feet	feet	feet	feet
225-foot.....	64	429	13	13	260	292
325-foot.....		1,355		504	90	392
425-foot.....		333		95	100	132
525-foot.....		1,609		639	310	355
625-foot.....		768		143		
750-foot.....	177	177	14	14		
875-foot.....	118	118	45	45		
Total.....	359	4,789	72	1,453	760	1,171

Shrinkage stoping was done on all levels, except the 750- and 875-foot. The 125-ton mill treated a total of 40,213 tons during 1935, of which 33,814 tons was obtained from stoping, 633 tons from development, and the balance from surface dumps. A concentrating jig and amalgamation equipment were added to the mill circuit.

A total of 1,478 feet of diamond-drilling was done from surface, and 2,407 feet from underground.

An average of 82 men was employed during the year, of whom 49 were underground. Jas. G. MacGregor was consulting engineer; George C. Dunn was general superintendent; and W. R. Dennis was mill superintendent.

### **Madsen Red Lake Gold Mines, Limited**

Madsen Red Lake Gold Mines, Limited, was incorporated in March, 1935, with an authorized capitalization of 3,000,000 shares of \$1 par value. The officers and directors of the company are: F. R. Marshall, president; Jos. McDonough, vice-president; W. G. Hughson, secretary-treasurer; G. A. La Bine, A. J. Doane, and M. Madsen, directors. The head office of the company is at 67 Yonge Street, Toronto. The mine office address is Red Lake.

The holdings of this company, 29 claims, are situated at Faulkenham lake, about 7½ miles southwest of the Howey mine, in the Red Lake area, district of Kenora, Patricia portion. The property was bought from Jomac Gold Syndicate and Falcon Gold Syndicate. The claims were prospected and developed by surface trenching and 12 diamond-drill holes in 1935. A vertical shaft, which was started late in the same year with an objective depth of 325 feet, was down about 175 feet at the end of the year. It is located on the hanging-wall side of the vein, which dips toward it at 60 to 65 degrees. It is estimated the vein will be intersected by crosscuts about 200, 150, and 100 feet from the shaft on the 100-, 200-, and 300-foot levels, respectively.

Madsen Red Lake Gold Mines bought the steam plant used in the early stages of development of the McKenzie Red Lake mine. This plant was moved to the Madsen property after the freeze-up in the fall of 1935.

In December, 1935, there were 31 employees at the mine. A. Honsberger is mine manager.

### **Manitoba and Eastern Mines, Limited**

Manitoba and Eastern Mines, Limited, is capitalized at 5,000,000 shares, of which 3,100,006 were issued, 2,000,000 shares being optioned to Bobjo Mines, Limited, for \$202,500.

The property consists of 16 claims in Strathy township, district of Nipissing. The head office is at 25 King Street West, Toronto. The officers of the company are: W. E. Hurd, president; W. G. Chipp, treasurer; T. M. Mungovan, secretary; R. J. Jowsey and L. K. Fletcher, directors. The mine address is Tinagami.

Underground operations were suspended in February, 1935. Surface exploration was carried on at the west end of the property during the summer and fall.

An average of 6 men was employed. Jas. G. MacGregor is general manager.

### **Martin Bird Syndicate**

The Martin Bird Syndicate owns 9 claims in Hearst township, district of Timiskaming. The officers and directors are: S. J. Bird, president; G. O'Meara, secretary-treasurer; Dr. R. Armstrong, J. Martin, and D. Lough, directors. John Campbell is mine manager. The mine address is Larder Lake.

Buildings on the property include a log cabin, two bunk-houses, cook-house, office, compressor and hoist house, and headframe.

Operations were resumed in June, 1935, and continued to the end of the year. At the end of 1935 the shaft had been deepened to 140 feet, and a total of 700 feet of drifting and 420 feet of crosscutting had been done on the 125-foot level. Ore hoisted during the year amounted to 2,000 tons and waste to 1,500 tons. An average of 12 men was employed.

### Matachewan Consolidated Mines, Limited

Matachewan Consolidated Mines, Limited, owns 21 claims, comprising 840 acres, in Powell and Cairo townships, district of Timiskaming. The authorized capital is 4,000,000 shares of no par value, of which 1,200,000 shares are issued to Matachewan Canadian Gold, Limited, shareholders. The balance of the stock is optioned to Ventures, Limited, and Sudbury Basin Mines, Limited, to be taken up as money is expended on the property. The officers and directors are: Thayer Lindsley, president; H. H. Sutherland, vice-president; H. Wittingham, secretary-treasurer; W. J. Boland and Jos. Errington, directors. Ernest Craig is general manager; and Thos. L. Wells is superintendent. The head office is at 25 King Street West, Toronto. The mine address is Elk Lake. During the year an average of 42 men was employed in the mine, 12 in the mill and 26 on surface, making a total of 81.

The following is a summary of the work done in 1935 as reported by the superintendent:—

Shaft-sinking amounted to 176 feet; raising, 99 feet; station-cutting, 86 feet; sumps, 1,878 cubic feet. Development work, by levels, was as follows:—

Level	Drifting	Crosscutting	Raising	Box-holing
	feet	feet	feet	feet
160-foot.....	151	492	67	105
260-foot.....	595	.....	.....	.....
Total.....	746	492	67	105

From surface, 204 feet of diamond-drilling was done; and from underground, 2,261 feet.

Ore hoisted amounted to 49,487 tons; waste, 9,680 tons; and ore broken in stopes, 73,296 tons.

The mill operated 365 days, treating 48,362 tons, with an average per day of 132½ tons.

The following figures show the gold and silver production, with the total gross value:—

	Fine ounces gold	Fine ounces silver	Total gross value
Bullion shipped.....	9,761.441	1,402.34	\$344,265.14
Slag shipped.....	352.127	248.09	12,558.53
Total.....	10,113.568	1,650.43	\$356,823.67

New construction completed during the year includes the following: headframe, shaft-house, ore bin, power-house and a direct-driven electric hoist and compressor, change-house with lockers and shower baths, new refinery.

### Matachewan Pioneer Syndicate

The Matachewan Pioneer Syndicate, capitalized at 7,000 units of no par value, was formed to take over 9 patented claims in Cairo township, district of Timiskaming, which were staked in 1906. During 1935 the syndicate was under the management of C. G. Knott and G. W. Pinner. The head office address is 1109 Northern Ontario Building, Toronto.

During 1935 a 2-compartment shaft was sunk to a depth of 50 feet, and 42 feet of crosscutting was done. Five men were employed under the direction of H. A. Steven. The mine address is Matachewan.

At the beginning of 1936 arrangements were being made to refinance and form a company to be known as Matachewan Hub Pioneer Mines, Limited.

### May-Spiers Gold Mines, Limited

May-Spiers Gold Mines, Limited, was incorporated in July, 1934, and is capitalized at 3,000,000 shares of \$1 par value, of which 1,280,000 shares are issued. The officers and directors are: Otto May, president and managing director; Nelson Spiers, vice-president; C. M. Lamb, secretary-treasurer; Geo. C. McCullagh, director. The head office of the company is at 159 Bay Street, Toronto. The mine office address is Red Lake.

The mine property consists of 8 patented claims, located at the west end of Red lake, Middle Bay section, in the township of Ball, Patricia portion of Kenora district. A large part of this group of claims lies under water. The mining plant is located on an island about a thousand feet in length.

A mining plant has been taken in to the property and is partially installed. It includes two 80 h.p. John Inglis R.T. boilers, one 840-cubic-foot Sullivan straight-line air compressor, a 7- by 11-inch Stephens-Adamson steam hoist, and all necessary blacksmith and machine shop equipment. A complete set of camp buildings to house a crew of 36 men has been erected.

A shaft has been dug down to bed rock, a distance of 8 feet, and cribbed in preparation for drilling operations.

Work at the property was reported temporarily suspended late in the summer of 1935. An average of 6 men was employed for the first nine months of the year, under the direction of Nelson Spiers.

### Minto Gold Mines, Limited

Minto Gold Mines, Limited, was incorporated in July, 1930, with an authorized capitalization of 8,000 shares of no par value. The officers and directors are: John Knox, Jr., president and manager; M. E. Knox, secretary-treasurer; A. Dorfman and J. Ingram, directors. The executive and mine offices are at Wawa.

The property consists of the Minto, Jubilee, and Cooper mines, all located in township 29, range 23, in the Michipicoten area, district of Algoma.

Underground operations were continued at the Jubilee mine throughout 1935. Open stoping was done on the 2nd, 3rd, and 4th levels, and the ore transported by truck from the Jubilee mine to the 100-ton cyanide mill at the Minto mine, where it was milled.

The mill operated 340 days during 1935 and treated a total of 34,890 tons of ore, of which 2,212 tons was obtained from the 2nd level, 9,980 tons from the 3rd level, and 22,798 tons from the 4th level.

The development work accomplished during the year at the Jubilee mine consisted of a 150-foot raise from the 2nd level to surface, 30 feet of drifting on the 3rd level, and 63 feet of drifting on the 4th level.

Work was done at the Cooper property from March 15 to July 15. Previous operators put down a 45-degree shaft to a depth of 65 feet. In 1935 a power line was constructed from the Jubilee-Stanley line to the old shaft, and a compressor-house, bunk-house, and cookery were erected. A 310-cubic-foot Ingersoll-Rand electric compressor was installed, and work was then suspended.

An average of 40 men was employed during 1935, of whom 18 were underground. John Knox, Jr., was in charge of operations; Frank McLennan was mine captain; and Wm. Hosking was mill superintendent.

### Moffatt-Hall Mines, Limited

Moffatt-Hall Mines, Limited, has a capitalization of \$5,000,000, in shares of \$1 par value. The officers are: L. R. Moffatt, president; and C. F. Tuer, Haileybury, secretary-treasurer. The company owns 15 claims in Lebel township, district of Timiskaming.

The property was operated under lease during the first seven months of 1935 by the Bidgood Kirkland Gold Mines, Limited. An account of this operation appears on page 82 of this report.

### Morris Kirkland Gold Mines, Limited

Morris Kirkland Gold Mines, Limited, was formed in January, 1935, with an authorized capitalization of 2,500,000 shares of \$1 par value. The officers and directors are: George W. Morris, president; M. C. Smith, vice-president; Jas. E. Day, vice-president; L. H. Watts, treasurer; Roy Weldon, secretary; W. B. Robb, Dr. W. H. Bennett, C. F. Jordan, H. P. Armstrong, and L. B. Black, directors. The head office is at 902 Kent Building, Toronto. The mine address is King Kirkland.

The company took over the assets of Kirkland Gold Belt Mines, Limited, on a basis of one share of Morris Kirkland Gold Mines for three shares of Kirkland Gold Belt Mines. The property consists of 292 acres in Lebel township, district of Timiskaming.

At the beginning of the year the shaft was 768 feet deep, and 727 feet of crosscutting and 3,529 feet of drifting had been done. During 1935 the present owners did 75 feet of raising, 445 feet of crosscutting, 2,556 feet of drifting, and 740 feet of slashing. A 12,000-gallon sump was cut on the 500-foot level.

An average of 32 men was employed under the management of T. C. Fawcett.

### Munro Croesus Mines, Limited

Munro Croesus Mines, Limited, owns 160 acres in Munro township, district of Cochrane, 12 miles east of Matheson. The authorized capital is 40,000 shares of \$1 par value. The officers of the company are: Robert Coffey, president; J. E. Grant, Haileybury, vice-president and general manager; L. A. Lilloco, secretary-treasurer.

Operations were renewed in July, 1935, and continued to the end of the year, with an average of 14 men. During that time there were 800 tons of ore and 200 tons of waste mined and hoisted. The production was 31 ounces of crude bullion, having an approximate value of \$930, and 25 tons of concentrates, valued at \$4,500.

At the end of the year the property was leased to Tellaurum Gold Mines, Limited, of which Douglas Mutch is president. The deal was financed through an option given to Thayer Lindsley on 2,000,000 shares of Tellaurum stock.

### **Murray-Algoma Mining Company, Limited**

The Murray-Algoma Mining Company, Limited, was incorporated in January, 1934, with an authorized capitalization of 40,000 shares of no par value. The officers and directors are: Dr. A. Sinclair, president; E. G. Archer, vice-president; G. J. Lamb, managing director; E. L. Lamb, secretary-treasurer; T. E. Carmichael, director. The executive office is at 18 Lansdowne Avenue, Sault Ste. Marie.

The property consists of a group of 18 claims in township 28, range 24, district of Algoma, a short distance west of Hawk Junction on the Algoma Central railway.

During 1935 sampling was carried on until the end of March, and work was then suspended until July. During the balance of the year a 2-mile power line was constructed from Hawk Junction to the property. Buildings erected included a compressor-house, blacksmith shop, cookery, and stable. By the end of the year a 220-cubic-foot Sullivan compressor, driven by a 50 h.p. motor, and an 1,800-gallon centrifugal pump, driven by a 5 h.p. motor, had been installed. It is planned to do open-cut mining and to install a small mill during 1936.

An average of 7 men was employed from July to the end of the year, under the direction of G. J. Lamb. The mine address is Hawk Junction.

### **Murwood Gold Mines, Limited**

Murwood Gold Mines, Limited, was incorporated in June, 1934, with an authorized capitalization of 3,000,000 shares of \$1 par value. The officers and directors are: A. T. Gilles, president; J. A. Griffith, treasurer; R. E. Hore, Benjamin Meen, Robert Fennell, Dr. A. McD. Murray, and J. R. Gifford, directors. Corporation Management and Executives, Limited, is secretary. The head office is at 304 Bay Street, Toronto.

In October, 1935, work was started under option at the old Big Master mine, located on Upper Manitou lake, district of Kenora. It is about 20 miles south of Wabigoon on the Canadian Pacific railway.

Previous operators sank a shaft to 270 feet and established three levels, on which a total of 1,888 feet of lateral work was done. They also obtained about 5,000 tons of ore from stoping, which was treated in a 10-stamp mill.

By the end of 1935 the company had installed a mining plant, dewatered the mine, and repaired the old buildings and shaft. Sinking was started from the bottom of the 270-foot shaft on January 1, 1936.

The plant included a 45 h.p. boiler, a steam hoist, a 370-cubic-foot Ingersoll-Rand semi-Diesel compressor, and a 220-cubic-foot Ingersoll-Rand gasoline compressor.

An average of 16 men was employed during the period of operation. E. A. Boadway was in charge. The mine address is Wabigoon.

### **Naybob Gold Mines, Limited**

Naybob Gold Mines, Limited, incorporated in January, 1934, has an authorized capitalization of 3,500,000 shares of \$1 par value. The officers and directors are: R. J. Naylor, president; Richard N. Clarke, vice-president; H. J.

Haddleton, secretary-treasurer; Geo. E. Beggs, John G. Jones, Sherman J. Le Pard, and Jos. Montgomery, directors. The executive office is at 808 Genesee Valley Trust Building, Rochester, N.Y.; the head office is at 808 Federal Building, Toronto, and the mine office address is Timmins.

The mine was formerly operated by the Hayden Gold Mines Company, Limited. The property consists of 16 claims in Ogden and Deloro townships, district of Cochrane, about 4 miles south of the town of Timmins.

The property has been developed to date from a 2-compartment vertical shaft, 719 feet in depth. Levels have been established at 100, 200, 300, 400, 550, and 700 feet. Naybob Gold Mines, Limited, has worked on only the 300- and 700-foot levels. The following table shows the work done on these two levels:—

	To Dec. 31, 1934	1935
	feet	feet
300-FOOT LEVEL:		
Crosscutting.....	325	745
Drifting.....	40	390
700-FOOT LEVEL:		
Crosscutting.....	1,030	1,180
Drifting.....	835	1,324
Raising.....	48	219

The company added a ball mill to the old Hayden mill, which consisted of a flotation unit and a cyanide unit. This addition considerably increased the capacity. Milling began March 1, 1935. A maximum capacity of slightly over 100 tons per day was reached, but average tonnage milled to the end of October, when operations ceased for the year, was only about 44 tons. The total tonnage milled was 10,681 tons. The gross value of production was \$23,338.29. A small refinery was erected in 1935.

The average number of men employed during the 10-month period of activity in 1935 was 43. Operations were suspended owing to lack of capital, and negotiations for refinancing are proceeding. Robt. J. Naylor is general manager of the mine.

### Neville Canadian Gold Mines, Limited

Neville Canadian Gold Mines, Limited, was incorporated in March, 1934, with an authorized capitalization of 3,000,000 shares of no par value. The officers and directors are: E. H. Dickenson, president; P. A. Fisher, vice-president; J. H. Thomas, secretary-treasurer; T. M. Mungovan, W. H. Schneider, and L. J. Lahay, directors. The head office is at 347 Bay Street, Toronto. The mine address is Shiningtree.

The property consists of a group of 9 claims in Churchill and Macmurchy townships, in the West Shiningtree area, district of Sudbury. It is about 23 miles by road north of Westree, on the Canadian National railway.

Work was resumed at this property on March 14, 1935, after a suspension of three months. It was again suspended at the end of March, after the mine had been dewatered, and the first two levels sampled by the Reward Mining Company, of British Columbia.

The property remained idle until August 14 when Bramor Mining (Ontario), Limited, in return for stock in the company, commenced the erection of a 30-ton

mill. The mine was again dewatered while the mill building was constructed. Work was suspended on October 17 before any mill equipment was installed. G. F. Milne was in charge.

At the beginning of 1936 arrangements were being made to form a company, to be known as Ronda Gold Mines, Limited, to take over the property.

### North Shores Gold Mines, Limited

North Shores Gold Mines, Limited, was incorporated in November, 1933, with an authorized capitalization of 3,000,000 shares of \$1 par value. The officers and directors are: E. E. Watts, president; P. L. Howell, vice-president; H. A. Coon, secretary; J. A. Ross and R. N. Palmer, directors. The executive office is at 1022 Federal Building, Toronto.

The property is located about  $3\frac{1}{2}$  miles south of Schreiber, on the main line of the Canadian Pacific railway, district of Thunder Bay.

Work was continued throughout 1935. During the year three new adits were started, making a total of five on the property. A 130-foot 27-degree winze was put down from the 1st level adit on the strike of the vein, and a sublevel was established at the bottom. The lateral work accomplished in the various adits during 1935, and the total to the end of 1935, was as follows:—

Level	Relative elevation	Lateral work	
		1935	Total
1st level.....	feet zero	feet .....	feet 930
Sublevel.....	—50	260	260
Crosscut level.....	—95	370	370
2nd level.....	—175	40	440
No. 11 vein.....	—175	75	75
Total.....		745	2,075

Four small stopes were mined on the sublevel, and two on the 2nd level. The 25-ton amalgamation mill was operated for 192 days during 1935, and treated a total of 1,404 tons of ore.

An average of 37 men was employed during the year. D. E. Graham is in charge. The mine address is Schreiber.

In December a syndicate was formed from shareholders of the company to supply working capital in return for a mortgage on the property and buildings. The syndicate is to control operations during the life of the mortgage.

### Northern Empire Mines Company, Limited

The Northern Empire Mines Company, Limited, was incorporated in July, 1932. The company has an authorized capitalization of 500,000 shares of \$1 par value. The officers and directors are: Fred Searls, Jr., president; G. B. Agnew, vice-president; H. E. Dodge, secretary-treasurer; Carroll Searls and A. Douglas, directors. The executive office is at 14 Wall Street, New York. The mine address is Empire.

The property is located at Empire, on the Port Arthur-Long Lac branch of the Canadian National Railways, district of Thunder Bay.

Work was continued at this property throughout 1935. The 2-compartment



vertical shaft was sunk to a total depth of 667 feet. The development work accomplished during the year on the various levels was as follows:—

Level	Drifting	Crosscutting	Raising
	feet	feet	feet
150-foot.....	.....	18	.....
300-foot.....	509	135	86
450-foot.....	187	19	.....
600-foot.....	1,279	230	52
Total.....	1,975	402	138

The amalgamation-flotation-cyanidation mill was operated throughout the year. Additional equipment was installed in August, including two flotation units, two Dorr thickeners, and an Oliver filter, which permitted the tonnage milled to be increased from 125 tons to 150 tons per day. A total of 45,736 tons of ore was milled during 1935, which was obtained from cut-and-fill stoping on the 150-, 300-, and 450-foot levels, and from development work.

The plant included two 1,080-cubic-foot Ingersoll-Rand electric compressors and a double-drum electric hoist. Electric power was obtained from Cameron Falls, 55 miles away.

An average of 123 men was employed during 1935, of whom 82 were underground. R. J. Hendricks was in charge, with P. E. Corrin as mine captain and W. Hargraft as mill superintendent.

### Northern Mines, Incorporated

Northern Mines, Incorporated, was incorporated in Delaware in 1934, with an authorized capitalization of 4,000,000 shares of \$1 par value. The officers and directors for 1935 were: I. E. Haight, president; F. Erion, vice-president; F. Dobmeier, secretary-treasurer; W. B. Woodbury and E. W. De Wilton, directors. The executive office was at 516 Walbridge Building, Buffalo, N.Y.

In March, 1935, this company started work on the property of Wabigoon-Contact Gold Mines, Limited, located at Contact bay, Wabigoon lake, about 7 miles south of Dryden, in Kenora district. Previous operators had put down two 80-degree shafts on the property, No. 1 shaft to a depth of 63 feet without lateral work, and No. 2 shaft to a depth of 100 feet with 40 feet of drifting at the bottom.

The company dewatered and sampled the shafts and carried on surface work. A mining plant was being set up at No. 2 shaft, including a 10- by 12-inch steam hoist and three boilers, totalling 104 h.p., when operations were suspended early in September.

About 15 men were employed under the direction of W. L. Haight.

### Olive Gold Mines, Limited

Olive Gold Mines, Limited, was incorporated in January, 1935, with an authorized capitalization of 3,000,000 shares of \$1 par value. The officers and directors are: Dr. W. C. Ryckman, president; J. J. Hoefle, vice-president; C. V. Jacobs, E. J. Wolfe, and H. F. Lichtenstein, directors. The head office is at 372 Bay Street, Toronto. The mine address is Mine Centre.

The property consists of the old Olive mine, located 4½ miles west of

Mine Centre, district of Rainy River. The Fort Frances branch of the Canadian National Railways is within a short distance of the property.

Previous operators sank a 2-compartment 70-degree shaft to a depth of 251 feet, and established levels at 60, 135, and 245 feet. They did 867 feet of drifting on the 60-foot level, 290 feet on the 135-foot level, and 177 feet of drifting and 65 feet of crosscutting on the 245-foot level. A second shaft was connected with the 1st level 300 feet east of the first shaft; and a third shaft, 50 feet deep, was put down 290 feet east of the second shaft. Considerable stoping was done on all levels, and the ore milled in a 25-stamp mill.

Work was started in May, 1935. The underground workings were de-watered and sampled during June and July. In September the construction of buildings and the installation of a plant was started. By the end of the year a power-house, blacksmith shop, office, bunk-house, cookery, dwelling house, and assay office had been built. A 472-cubic-foot Ingersoll-Rand compressor, driven by a 100 h.p. semi-Diesel engine, and a 9- by 12-inch Jenckes hoist were installed, with the intention of starting underground work early in 1936.

An average of 7 men was employed during the period of work, under the direction of F. G. Huycke.

### Omega Gold Mines, Limited

Omega Gold Mines, Limited, was incorporated in May, 1935, with a capitalization of \$5,000,000 in shares of \$1 par value.

The officers and directors are: J. P. Bickell, president; Balmer Neilly, assistant to the president; E. D. Fox, secretary-treasurer; Dr. A. F. Demary, A. Dorfman, and E. M. Thomson, directors. A. D. Campbell is manager. The executive office is at 15 King Street West, Toronto. The head office and mine office are at Larder Lake.

The company acquired the Costello and Crown Reserve properties in McVittie township, district of Timiskaming. Work was commenced on surface in July, 1935. The Crown, or No. 1, shaft was put into shape for mining operations, a small amount of rock work only being done. A new 75-foot headframe and hoist-house was erected at the shaft. Underground mining commenced in January, 1936.

A complete new 300-ton milling plant was constructed and brought into operation in January, 1936.

Power for the mine's operation was supplied after December 1 by the Hydro-Electric Power Commission of Ontario, which extended its 110,000-volt line from Kirkland Lake to a new substation at the mine.

The following is an extract from the manager's report, dated April 16, 1936:—

The preparation of a report that covers only the first two months' production from a new plant presents certain difficulties, and the results set forth cannot be accepted as indicative of what may be normally expected from such plant after the preliminary and necessary adjustments have been completed. Actual construction of the plant commenced August 1 last, and in the interval the mill has been completed and put in operation and there has been provided the necessary shops, office, boarding house, and other essential and complementary plant and equipment.

Shaft heads were renewed and re-equipped, and underground, on the 300- and 550-foot levels the crosscuts and drifts were enlarged to provide for production equipment. In addition, a certain amount of work in preparation for stoping and early development work was completed.

The tonnage treated during the two months' operations under review came from surface dumps and from the work done underground in slashing and preparing for regular stoping operations. At present raises are started from the 550-foot level on either side of the main hoisting shaft and when completed to surface will provide for cut-and-fill stoping operations. Shaft stations and crosscuts have been enlarged; two connections between Nos. 1 and 2 shafts have been provided and, as soon as stoping operations are well organized, an aggressive plan for further underground development will be formulated and put in effect.

The milling practice finally adopted is an adaptation of the McIntyre system of flotation followed by cyanidation. The mill went into production with few mechanical difficulties and soon demonstrated its capacity to be in excess of 300 tons per day. Indeed, with slight changes and little or no additional equipment, this capacity can be increased to approximately 500 tons per day.

During February and March the mill treated 17,352 tons of ore, from sources previously described, for a net recovery of \$60,992.30, and for a cost, as now computed, of approximately the same amount. As previously explained, these results are preliminary and will be gradually improved. Costs to date have averaged \$3.70 per ton of ore treated.

Ore reserves are estimated at 440,000 tons, averaging 0.197 ounces per ton, and in addition to the ore thus computed, a considerable low-grade tonnage, though indicated, has not been developed sufficiently to permit its inclusion in a reserve calculation.

### Pamour Porcupine Mines, Limited

Pamour Porcupine Mines, Limited, was incorporated in March, 1934, under a Dominion charter. The company is capitalized at 5,000,000 shares of no par value. The officers and directors are: J. Y. Murdoch, president; G. H. Rainville, vice-president; A. Lafontaine, secretary-treasurer; Jules R. Timmins, M. Kendall, E. Hibbard, T. N. Hay, and W. Meen, directors. R. M. Macaulay is general manager. The executive office is at 804 Royal Bank Building, Toronto. The mine office address is Pamour, a post office established in 1935.

Pamour Porcupine Mines, Limited, was formed by the Quebec Gold Mining Corporation to take over three properties known as Three Nations, La Palme, and Porcupine Grande, in all about 800 acres situated in the northeast corner of Whitney township, district of Cochrane, near the east end of the Porcupine area. The Temiskaming and Northern Ontario railway (Timmins branch) passes through the property, as does also the main highway. The property is 6 miles east of South Porcupine.

The following is taken from the general manager's report for the year 1935:—

#### Diamond-Drilling

Diamond-drilling from surface was continued until August, during which time 55 holes were drilled, aggregating 29,105.5 feet. This drilling intersected 2,337 feet of vein material, or about 8 per cent. of the footage drilled. The record is as follows:—

	Feet
Old drilling.....	6,569.8
1934—16 holes.....	5,966.5
1935—55 holes.....	29,105.5
Total drilling to date.....	41,641.8

Most of this drilling was done to locate ore at the 200-foot horizon. A few holes were drilled to locate ore at the 400-foot horizon, with only two holes to locate ore at the 600-foot horizon. Both these two holes cut ore at the 600-foot horizon.

#### Mine Development

The old No. 2 shaft and steam equipment was operated continuously and only shut down at the end of the year. A new large 5-compartment main shaft, located 1,100 feet east of No. 2 shaft, was started in the fall and was sunk and timbered to 356.4 feet deep. Stations were cut at the 200- and 300-foot levels. During the year 3,458.7 feet of development work was done, and the following is the development record of the mine:—

	1935	Total to date
	feet	feet
Shafts.....	356.4	686.4
Winzes.....		33
Drifts.....	1,547.1	3,825.6
Crosscuts.....	1,304.9	2,752.4
Raises.....	250.3	490.3
Total.....	3,458.7	7,787.7

All drifting, crosscutting, and raising was done on the 200-foot level, and the muck was hoisted through the old No. 2 shaft until December, when the new main shaft was ready for use to the 200-foot level and underground work could be speeded up. The development work on the 200-foot level covers a distance of 1,600 feet along the bedding, opening up three different ore sections.

#### Ore Reserves

The property was diamond-drilled from the surface over the area east of No. 2 shaft, but only a restricted area was drilled sufficiently closely to allow of connecting up the ore intersections to form indicated ore. In this area, from No. 2 shaft east to diamond-drill hole No. 53, a distance of 3,000 feet, ore indicated by diamond-drilling aggregated 1,530,000 tons, averaging 0.261 ounces in gold.

Development underground on the 200-foot level so far has proved three ore sections to aggregate 726,000 tons, averaging 0.246 ounces in gold. In mining the above ore there will, of course, be dilution with waste and lower-grade ore, so the grade of ore sent to the mill will be somewhat less than given above.

#### Plant Construction

Construction of a mining plant was started in July and the following construction has been completed: main shaft-house, crusher building with conveyor runways and junction house, hoist- and power-house, substation, shops buildings, change-house, assay office, warehouse and office, central heating plant, elevated water tank, pumping plant, powder magazine, 3 bunk-houses, dining room and cook-house, 7 residences. Plant buildings are of permanent and substantial construction, steel frames on heavy concrete foundations, with a special copper-lined insulboard siding, covered with corrugated iron, or of brick and tile.

Power from the Ontario Hydro Commission's Abitibi development was contracted for in the summer, and a secondary transmission line was built from their substation at Timmins to the mine. Delivery of power at 26,400 volts to the mine substation began in October.

Plans have been completed for a first unit mill. The foundations are completed and erection will begin early in 1936.

### Parkhill Gold Mines, Limited

Parkhill Gold Mines, Limited, was incorporated in April, 1929, with an authorized capitalization of 3,000,000 shares of \$1 par value. The officers are: Sir Thomas Tait, president; A. P. Earle, vice-president; G. F. Racine, secretary-treasurer; C. F. Elderkin, G. M. McKee, Charles Adams, and Dr. C. A. Peters, directors. The executive office is at 1835 Beaver Hall Building, Montreal. The mine address is Gold Park. The property is located 6 miles from Wawa on the Algoma Central railway, in township 29, range 23, Michipicoten area, district of Algoma.

During 1935 the 2-compartment 40-degree shaft was sunk an additional 197 feet to a total depth of 1,500 feet on the incline; and levels, the 10th and 11th, were established at 1,332 and 1,450 feet.

Development footages accomplished on the various levels during 1935 were as follows:—

Level	Drifting	Crosscutting	Raising
	feet	feet	feet
2nd.....	36	.....	18
3rd.....	4	29	.....
4th.....	.....	.....	.....
5th.....	37	.....	.....
6th.....	41	18	67
7th.....	397	.....	.....
8th.....	373	69	177
9th.....	1,953	183	504
10th.....	1,597	92	259
11th.....	192	85	24
Total.....	4,630	476	1,049

A total of 20,714 tons of ore was obtained from the mine during 1935, of which 17,420 tons was from stoping and the balance from development. Stopping

was done by open-stopping methods on all levels from the 1st to the 10th, inclusive, although over half of the stope production was obtained from the 8th and 9th levels. A total of 1,371 feet of diamond-drilling was done from underground. An average of 97 men was employed, of whom 67 were underground. R. E. Barrett was in charge.

### Paymaster Consolidated Mines, Limited

Paymaster Consolidated Mines, Limited, was incorporated in February, 1930. It has an authorized capitalization of 9,000,000 shares of \$1 par value, 7,761,000 of which have been issued. The officers and directors at December 31, 1935, were: A. S. Fuller, president; E. H. Walker, vice-president; E. L. O'Reilly, secretary-treasurer; A. W. Hodgetts, assistant secretary; Chas. E. Cook, general manager; C. J. O'Brien and H. D. Rothwell, directors. The executive office is at 804 McKinnon Building, Toronto. The head office address and mine office address are both South Porcupine.

Paymaster Consolidated Mines, Limited, holds large acreages in Tisdale township, district of Cochrane. The chief property is the block of ground between the Dome mine and the Buffalo Ankerite mine. There are 6 shafts on this property having an aggregate depth of 3,099 feet. The old Dome Lake or No. 5 shaft and the West Dome (Heinze) or No. 6 shaft are the only two which have been used by this company. No. 5 shaft is 1,097 feet in depth, and No. 6 shaft, inclined at 62 degrees, is 456 feet in depth.

The following is an extract from the president's report to the shareholders for the fiscal year ending June 30, 1936:—

During the period covered by the report your company has produced bullion having a gross value of \$782,533.48. This production is more than double the production for the preceding fiscal year. After deducting all costs of operation, including exploration and development, but before provision for depreciation on plant, buildings, and equipment, an operating profit of \$166,539.09 has resulted.

All production to June 30, 1936, amounting to \$1,111,288.63, has been taken from ore mined at our No. 5 and No. 6 shafts only. Your board now considers it advisable to open shafts No. 2 and No. 3, near the Buffalo Ankerite boundary, and these shafts have both been dewatered to the 400-foot level, and within the past few weeks our geologists and engineers and samplers have been examining the 100-, 200-, and 300-foot levels. As a result larger mining operations are contemplated.

Two 40-acre claims in Tisdale township, formerly known as the "Apex mine" and adjoining the No. 5 shaft section of our property to the northwest, have been acquired by purchase.

The following is taken from the report of the general manager for the fiscal year ending June 30, 1936:—

#### Mining

During the year an active development campaign was carried out, consisting of: deepening of No. 2 winze at No. 5 shaft from the 1,325-foot to the 1,575-foot level with stations and sump; excavating for winze headframe, bins, and hoist-room on the 400-foot level, No. 6 shaft, and sinking from the 400-foot level to the 1,050-foot horizon with intermediate levels at 525, 665, and 805 feet; excavating for a headframe, bins, and hoist-room at No. 3 winze in the 1,008 section at No. 5 shaft; drifting, crosscutting, and raising, which opened up new ore on the 600-, 750-, 900-, 1,050-, 1,200-, 1,325-, and 1,450-foot levels at No. 5 shaft, and on the 200-, 300-, and 400-foot levels at No. 6 shaft.

Work on the 1,575-foot level at No. 5 shaft is now under way, and a small amount of drifting has been accomplished on the new 525- and 665-foot levels at No. 6 shaft since sinking was completed. Stopping was carried out on all levels from the 400-foot to the 1,200-foot level at No. 5 shaft and from surface to the 400-foot level at No. 6 shaft.

Broken ore reserves were increased 561 per cent., from 9,500 to 62,798 tons.

#### Diamond-Drilling

As will be noted in the following tabulation a total of 32,178 feet of diamond-drilling was done. Three No. 10 "E" Mitchell diamond-drills were purchased, and the contracting of diamond-drilling discontinued. Costs on this work done to date show a saving of approximately 50 per cent. In addition to the above, a larger drill (Mitchell No. 20) has been ordered.

## Summary of Stoping and Development

Drifting.....	feet	7,371
Crosscutting.....	feet	525
Raising.....	feet	600
Diamond-drilling.....	feet	32,178
Winzing.....	feet	927
Station- and sump-cutting.....	cu. yds.	713
Ore stoped.....	tons	151,770
Ore produced from development.....	tons	16,668
Waste hoisted.....	tons	19,756

## Ore Reserves

Ore reserves, which during the year were increased 74.2 per cent., from 166,400 tons as of June 30, 1935, to 289,899 tons as of June 30, 1936, are as follows:—

	Tons	Ounces per ton
Ore blocked out, two or more sides.....	84,726	0.261
Probable ore.....	142,375	.228
Broken ore in stopes.....	62,798	.176
	289,899	0.227

## Milling

During the fiscal year there were milled 113,971.7 dry tons of ore, having an assay value of 0.213 ounces per ton of ore milled. The average daily tonnage milled for July, 1935, was 201.3 dry tons per day, as compared with 401.9 dry tons per day for June, 1936, an increase of 99.65 per cent. The increased tonnage rate in the mill was due to the finer mill feed made possible by the installation of a vibrating screen and a gyratory crusher in the crusher-house.

## Costs

The mining costs per ton broken for the year were as follows: No. 5 shaft, \$2.46; No. 6 shaft, \$3.07.

Following is an analysis of operating costs:—

	Total cost	Cost per ton milled
<b>EXPLORATION AND DEVELOPMENT:</b>		
Diamond-drilling, underground.....	\$23,094.34	\$0.20
Diamond-drilling, surface.....	320.46	
Surface exploration.....	199.56	
Outside exploration.....	229.12	
Development No. 5 shaft.....	74,815.84	.66
Development No. 6 shaft.....	34,486.09	.30
Sinking, stations and sumps, No. 5 shaft.....	20,047.23	.18
Sinking, stations and sumps, No. 6 shaft.....	2,727.82	.02
Station-cutting No. 5 shaft.....	1,759.68	.02
Total.....	\$157,680.14	\$1.38
<b>MINING:</b>		
No. 5 shaft.....	\$258,195.35	
No. 6 shaft.....	143,615.34	
	\$401,810.69	
Less for breaking 54,466.3 tons more than drawn from stopes.....	144,335.70	
Total.....	\$257,474.99	\$2.26
Ore transportation.....	\$21,737.83	\$0.19
Sorting and skipping.....	5,398.48	.05
Crushing and conveying.....	25,570.02	.22
Milling.....	97,140.52	.85
General expense.....	42,888.33	.38
Total operating costs.....	\$607,890.31	\$5.33

## General

The saving effected by the change over to Hydro-Electric Power Commission power has been sufficient to completely pay for all the new equipment and the cost of installation. In addition there has also been paid to the Hydro-Electric \$3,170.16 on the total of the required deposit of \$15,000.00.

A 24- by 14½- by 12-inch Canadian Ingersoll-Rand X.V.H.E. 2 air compressor with a capacity of 1,586 C.F.M. actual, and driven by a 300 h.p. synchronous motor was purchased and put in operation at No. 5 shaft. Two 1½-ton storage-battery locomotives and 40 additional ore cars were purchased and put in service at No. 5 shaft.

The blacksmith and steel-sharpening shop at No. 6 shaft was destroyed by fire. The loss was fully covered by insurance. All steel sharpening, blacksmithing, and plate work has now been centralized in the newly equipped shop at No. 5 shaft.

During 1935 the average number of employees at the mine was 192, divided as follows: underground, 121; mill, 17; and surface, 53. A. Pugsley is underground superintendent, and D. Robinson is mill superintendent.

## Pickle Crow Gold Mines, Limited

Pickle Crow Gold Mines, Limited, incorporated in January, 1934, is capitalized at 3,000,000 shares of \$1 par value. The officers and directors of this company are: J. E. Hammell, president; A. L. Smith, vice-president; Robt. Fennell, secretary-treasurer; G. A. Cavin, assistant secretary-treasurer; Mrs. Eola Hammell and B. H. Budgeon, directors. The executive office of the company is at 930 Canadian Bank of Commerce Building, Toronto. The head office and the mine office of the company are at Pickle Crow.

The company's property consists of 59 claims in the Pickle Lake-Crow River area, in the Patricia portion of Kenora district. The main claims of the property were originally staked in 1928, and early development work was done by Northern Aerial Minerals Exploration, Limited. The property is reached by airplane from Hudson, Sioux Lookout, or Collins, on the Canadian National railway, to Pickle lake, from which point a truck road, constructed during the summer of 1935, leads to the property, 8 miles east of the lake. Supplies are taken in by water from Hudson over Lac Seul, up the Root river, across a marine railway to Lake St. Joseph, and thence to Doghole bay, which is about 25 miles from the property. From here supplies are transported to Pickle lake by plane during the summer and by tractor during the winter. Supplies are also freighted by tractor from Savant Lake during the winter.

A mining plant was taken into this property in 1933. The sinking of a 3-compartment shaft was commenced in September, 1933. Since that date operations have been continuous. At the end of 1934, the shaft was down 380 feet; and by the end of 1935, it was 789 feet deep. The following table shows the amount of development work by levels done at this property to the end of 1934 and at the end of 1935:—

Level	Crosscutting		Drifting		Raising		Diamond-drilling	
	To Dec. 31, 1934	To Dec. 31, 1935	To Dec. 31, 1934	To Dec. 31, 1935	To Dec. 31, 1934	To Dec. 31, 1935	To Dec. 31, 1934	To Dec. 31, 1935
125-foot.....	126½	126½	707	1,427	.....	134	347	1,189
250-foot.....	222	222	1,135	1,135	177	177	1,268	1,337
375-foot.....	379	379	1,478	1,529	73	88½	2,180	2,180
500-foot.....	.....	166½	.....	226	.....	.....	.....	202
625-foot.....	.....	155½	.....	.....	.....	.....	.....	.....
750-foot.....	.....	222	.....	.....	.....	.....	.....	.....
Surface.....	.....	.....	.....	.....	.....	.....	3,107	6,604
Total.....	727½	1,271½	3,320	4,317	250	399½	6,902	11,512

A mill, comprising both amalgamation and cyanide units and having a daily capacity of 150 tons, was constructed during the latter part of 1934 and the winter of 1935. The mill was first turned over on April 17, 1935, and actual milling operations were started on May 1, 1935. During the last eight months of the year the mill treated 36,200 tons, having a gross value of \$874,088.72.

During 1935 the following additions were made to the plant equipment: a 1,000-cubic-foot Ingersoll-Rand cross-compound, electrically driven compressor; the 600-cubic-foot Ingersoll-Rand steam-driven compressor was converted to an electrically driven compressor; an Ingersoll-Rand, 42- by 30-inch, class PE-I, 8,000-lb. pull, electric hoist and 60 h.p. motor; a Fairbanks-Morse horizontal split-case, double-action suction, centrifugal pump (for fire protection); and a Continental industrial type engine with automatic starter (attached to pump). An emergency power unit has also been installed. This consists of a gasoline engine and electric generator, which generates 125 horsepower, sufficient to operate all necessary mill units and to light the buildings in case of failure of the main power supply.

The following buildings were erected or completed during 1935: mine warehouse, 26 by 58 feet; machine shop, 26 by 60 feet; mine dry, 30 by 40 feet; compressor and hoist room, 31 by 78 feet; refinery, 14 by 16 feet, equipped; shaft-house and steel headframe, 60 feet in height, completed; standby power unit building, 14 by 16 feet; bunk-house, 26 by 30 feet; 2 dwellings, 22 by 25 feet and 24 by 28 feet; cookery warehouse, 16 by 40 feet; 2 warehouses at Doghole bay, 24 by 60 feet and 24 by 30 feet.

An average of 102 men was employed at the mine during 1935. Alex. G. Hattie is mine manager.

### Porcupine Lake Gold Mining Company, Limited

The Porcupine Lake Gold Mining Company, Limited, was incorporated in 1927, and at that time took over the property of the old Porcupine Lake Gold Mines, Limited; it has an authorized capitalization of 3,000,000 shares of no par value. The officers and directors are: C. E. Calvert, president; H. H. Sutherland, vice-president; Geo. McKeown, secretary-treasurer; J. R. L. Starr and H. J. Batkin, directors. The head office of the company is at 112 Yonge Street, Toronto. The property, often called the Hunter mine, is located at the northeast corner of Porcupine lake, Whitney township, district of Cochrane.

The mine workings consist of a shaft, inclined at 65 degrees, and one level about 275 feet below the collar of the shaft. About 700 feet of crosscutting and drifting was done on this level by Porcupine Lake Gold Mines, Limited, before the mine was closed down in 1914. From that year until 1927 the property was idle. In 1927 it was pumped out and sampled, and some diamond-drilling was done. Work ceased again in June, 1928, and it was not until November, 1935, that the mine was again pumped out.

Work commenced in September, 1935, with the repairing of several of the old buildings and a diamond-drilling programme. About 2,000 feet of diamond-drilling was done from surface by the Porcupine Lake Gold Mining Company. The mine was pumped out early in November, and on the 23rd of the month Hollinger Consolidated Gold Mines became interested in the property, and sampled it and drilled 8 diamond-drill holes from underground, with a total footage of 1,764 feet. Hollinger completed this work in December, and no further work was done to the end of the year.

The mining equipment now on hand at the property includes an 80 h.p. boiler, which was reconditioned in October; a Jenckes straight-line air compress-



sor, steam-driven, with a steam cylinder, 10 by 12 inches, and an air cylinder, 12 and 7½ by 12 inches; and an 8- by 10-inch steam hoist, built by Ottumwa Iron Works.

Wm. Sixt was in charge of the work done by the Porcupine Lake Gold Mining Company. Geo. M. Henderson was superintendent.

### Red Lake Gold Shore Mines, Limited

Red Lake Gold Shore Mines, Limited, incorporated in December, 1927, has an authorized capitalization of 5,000,000 shares of no par value, of which 4,500,000 shares are outstanding. The officers and directors are: Chas. E. St. Paul, president and managing director; Ira E. Hough, vice-president; Dr. Robt. W. Breuls, secretary-treasurer; Chas. V. Gallagher and Henry A. Newman, directors. The head office is at 244 Bay Street, Toronto. The mine office is at Red Lake.

The holdings of this company consist of 23 claims in the townships of Dome and Heyson, Red Lake area, in the Patricia portion of Kenora district. The mine shaft is about a mile west of the town of Red Lake. The present programme of work was commenced in June, 1934, although surface-trenching had been done on the property some years ago. Shaft-sinking was started late in the summer of 1934. At the end of 1934, the shaft was down 182 feet, with a level at 180 feet; at the end of 1935, it was 435 feet deep, with additional levels at 300 and 425 feet. The following table shows the development work accomplished during the past two years:—

	At Dec. 31, 1934	At Dec. 31, 1935
Crosscutting.....	feet 127	feet 220
Drifting.....	80	1,429
Raising.....		157

Equipment for a mill to be built in 1936 has been purchased. The initial capacity will be 125 tons, and provision will be made for enlarging the capacity to 250 tons if needed.

In 1935, electric power was made available at the mine. The formerly steam-driven compressor of 750-cubic-foot capacity was electrified. The mine pump was also electrified. A new Ingersoll-Rand double-drum hoist was installed in 1935. New buildings erected in 1935 included an assay office, a combined pipe- and machine-shop, and enlargements to the hoist- and compressor-building.

The average number of employees in 1935 was 34. W. P. Mackle is mine manager.

### Richelieu Gold Mines, Limited

Richelieu Gold Mines, Limited, incorporated in May, 1934, is capitalized at 3,000,000 shares of \$1 par value, of which 1,614,407 shares have been issued. The officers and directors are: A. B. Stodart, president; W. R. P. Parker, vice-president; W. J. McDonough, secretary-treasurer; H. R. Drummond-Hay and R. Spreckels, directors. The head office of the company is at 330 Bay Street, Toronto. The mine office address is Savant Lake.

The property consists of 24 claims, totalling 854 acres in Thunder Bay district. Fifteen of these claims are in one group, located on a peninsula extending southward into the northeast bay of Sturgeon lake, about 10 miles

southeast of Savant Lake station on the transcontinental line of the Canadian National Railways. The sixteenth claim, 104 acres, adjoins the St. Anthony Gold mine, about 4 miles to the southwest. In addition to the above holdings, the company recently acquired 8 claims, comprising approximately 400 acres, known as the Iron Duke group, 6 miles south of the main group.

On the main group, a 2-compartment shaft was started in December, 1934. By the end of 1934 it had reached a depth of 115 feet. Sinking continued in 1935 to a depth of 278 feet. Levels were established at 125 and 250 feet, and exploration by drifting was actively carried on to September 17, 1935, when the mine was closed down.

The mining plant at this property includes two boilers, one of 70 and one of 150 horse-power; a Canadian Ingersoll-Rand 2-stage air compressor, of 614-cubic-foot capacity; and a Canadian Ingersoll-Rand, 8- by 6-inch reversible steam hoist.

The average number of men employed up to September 17, 1935, was 35. J. G. Harkness was mine manager from the commencement of operations till the mine shut down.

### **Rickard Ramore Gold Mines, Limited**

Rickard Ramore Gold Mines, Limited, was incorporated in October, 1934, with a capitalization of 3,000,000 shares of \$1 par value. The officers and directors are: W. H. C. McEachern, president; E. Wise, secretary-treasurer; J. W. Morrison, consulting engineer; H. Hollands-Hurst, mine superintendent; and Jas. Travis, director. The head office is at 601 Concourse Building, Toronto. The mine office is at Iroquois Falls.

The company acquired claims Nos. 18,405, 18,406, 18407, 19,629, and 19,630 in the township of Rickard, district of Cochrane. The property, which was staked in 1917, was formerly known as the Raty mine. A mining plant was installed and camps were erected.

Previous operators had sunk an inclined shaft to a depth of 100 feet and had done over 700 feet of lateral work on the 100-foot level. The present company began operations in December, 1934, and at the end of 1935 the lateral work amounted to about 1,000 feet. Some 10,000 feet of diamond-drilling and considerable surface-trenching has been done.

### **St. Anthony Gold Mines, Limited**

St. Anthony Gold Mines, Limited, was incorporated in 1921 with an authorized capitalization of 3,000,000 shares of \$1 par value. The capitalization was increased to 3,300,000 shares in 1934. All shares are issued. The officers and directors at the end of 1935 were: H. P. Bellingham, president and general manager; R. F. Taylor, vice-president; R. F. Cairns, secretary-treasurer; R. Robertson and D. M. Bellingham, directors. The head office of the company is at 159 Bay Street, Toronto. The mine office address is Savant Lake.

The mine property, in the Sturgeon Lake area, lies 12 miles south of Savant Lake station on the main line of the Canadian National Railways, in Thunder Bay district. A  $3\frac{1}{2}$ -mile wagon road from Savant Lake station leads to the north end of the North arm of Sturgeon lake. From this point transportation to the mine is by water. Large scows and power-boats are used to transport supplies over the water route.

The following is taken from the president's report for the fiscal year ending December 31, 1935:—

Continuous mining and milling operations were carried on throughout the year, and a total of 44,550 tons of ore was treated. The actual cost of mining and treating this ore was \$5.18 per ton.

The total bullion production for the year was \$303,151.80, as against \$123,263.57 in the year 1934, an increase of \$179,888.23, or 146 per cent. There was an operating profit of \$73,516.61. After charging \$37,520.73 for depreciation, \$17,269.00 for development, \$16,684.44 for the balance of rehabilitation, and sundry write-offs and provisions for Dominion and provincial taxes, the sum of \$2,042.44 was transferred to earned surplus.

The following is taken from the mine manager's report for the year ending December 31, 1935:—

#### Mine

A total tonnage of 34,912 tons of ore was broken and 34,538 tons delivered to the mill. This ore, with the exception of 700 tons recovered from the development work on the 500-foot level was drawn from the 250-foot and 350-foot levels. Ore was mined over widths from 5 to 15 feet as against an original width calculated at 5 feet. The balance of the tonnage was derived from the old mill tailings.

A total of 842 feet of drifting and crosscutting was accomplished during the year. The drifting accounted for 579 feet distributed as follows: 250-foot level, 191 feet; 350-foot level, 148 feet; 500-foot level, 240 feet.

The crosscutting done was in connection with the new inclined shaft and distributed as follows: 150-foot level, 114 feet; 250-foot level, 84 feet; 350-foot level, 65 feet.

#### SUMMARY OF WORK ACCOMPLISHED TO DATE

New inclined shaft.....	Feet 121
Old shaft.....	150
Winzes and raises.....	500
Drifts.....	5,164
Crosscuts.....	1,693
Total.....	7,628

After the 500-foot level was dewatered, drifting was carried on and the main vein was exposed for a total length of 330 feet, with an average grade of 0.40 ounces of gold per ton. This level is much drier than the upper levels, and pumping is carried on only 4 per cent. of the time.

The management decided that economical mining required the excavation of an inclined shaft from the 500-foot level to the surface. This work was started near the end of the year, and a total footage of 121 feet had been excavated by December 31. This new shaft will improve the working conditions considerably, in comparison with the system of hoisting through a series of winzes, which is not efficient and is more costly. Operating through the new inclined shaft will permit us to save labour costs in trammig, mucking, cage-tending, and hoisting, together with power costs, and should, in the aggregate, account for the majority of the capital outlay during the year 1936.

At this time the small amount of development work that has been done north in the granodiorite does not justify my making any estimate as to ore reserves in this section of the mine, although the vein intersections are large and may be profitably mined on a large tonnage basis.

#### Mill

The mill operated 90 per cent. of the possible running time. The tonnage treated was as follows:—

	Tons	Ounces per ton
Old mill tailings.....	10,012	0.17
Underground ore.....	34,538	.26
Total.....	44,550	.....

The average tons milled per day of 24 hours' running time was 136.63 tons. The total gold bullion recovered and shipped was 8,538.6 fine ounces. The total silver bullion recovered and shipped was 1,957.7 fine ounces. The average recovery was 91 per cent. The average cost of milling was \$1.473 per ton. A new crusher, amalgam barrels, and blanket tables were added to the mill circuit during the year.

#### Hydro-Electric Power Plant

The power plant was damaged by fire due to lightning. It was found, however, that the undamaged generator supplied sufficient power to carry on all mining and milling operations. The cost of repairs to the plant was fully covered by insurance.

The rapids, about a mile below the power plant, were lowered during the summer, which improved the gross head approximately one and a half feet. This improvement in the gross head relieves us of any further anxiety with regard to power shortage. The plant is now operated by 3 employees where 4 were employed.

### General

Building construction work throughout the year was confined to minor changes in the bunk-house and the erection of a new cabin at the power site. A new stable was erected at the mine. A steam-heating system was installed throughout the mine buildings.

Two major accidents were reported during the year. One of the employees was injured in the mill and fully recovered, the other accident occurred in the mine and proved fatal. An average of 114 men was employed throughout the year. Mine timber and cordwood are being recovered as near to the mine property as possible.

### Developed Ore

While the character of the ore in the mine is difficult to sample, there is, in my opinion, one year's ore available at this time. However, the opening-up of the ore on the 500-foot level for a distance of 330 feet would indicate there is a continuity of ore to a greater depth than now opened up and as formerly indicated by diamond-drilling.

R. P. Teare was manager throughout the year, employing an average force of 108 men.

### Sakoose Gold Mines, Limited

Sakoose Gold Mines, Limited, was incorporated in June, 1934, with an authorized capitalization of 3,000,000 shares of \$1 par value. The officers and directors were: A. H. Acres, president; M. J. Maloney, vice-president; D. McGrory, secretary-treasurer; M. S. Shulman, director. The head office is at 231 St. James Street, Montreal, Que. The mine address is Dymont.

The property of this company includes the old Sakoose mine, located about 6 miles south of Dymont, in Kenora district.

During 1935 the new 2-compartment vertical shaft was continued to a depth of 143 feet. All work was suspended in May.

In August, the assets of the company were taken over by Nordic Sturgeon Gold Mines, Limited, but no work was undertaken by them at this property during 1935.

An average of 31 men was employed during the period of operation in 1935 under the direction of D. H. Traynor.

### Selected Canadian Golds, Limited

Selected Canadian Golds, Limited, was incorporated in March, 1932, with an authorized capitalization of 10,000 preferred shares of \$100 par value, and 15,000 common shares of no par value. The officers and directors were: D. M. Hogarth, president; G. G. Blackstock, secretary-treasurer; Halstead Lindsley, R. Livermore, W. T. McEachern, Quincey Shaw, and C. D. H. MacAlpine, directors. The head office was at the Bank of Commerce Building, Toronto.

The company continued work, until March 1, under their option, on the old Sultana mine, located about 7 miles southeast of Kenora, and then dropped the option. The work accomplished in 1935 consisted of 79 feet of drifting on the 4th level, 136 feet of drifting on the 7th level, and 1,703 feet of diamond-drilling from underground.

A crew of 23 men was employed under the direction of Cameron McDonald.

### Selected International Mines, Limited

Selected International Mines, Limited, an English company, with a capitalization of £1,000, in shares of £1 par value, leased the property of Cheltonia-

Swastika Mines, Limited, in June, 1935. C. F. Davies is chairman of the board of directors. Thomas Evans and J. J. L. Helou are directors. The head office is at 33 Chancery Lane, London, W.C.2, England. C. J. Poole was manager at the property, employing 18 men. The mine address is Swastika.

The property consists of 5 claims in Eby and Otto townships, district of Timiskaming. The operating company did 105 feet of shaft-sinking and 60 feet of lateral work on the 100-foot level.

### Shenango Gold Mines, Limited

Shenango Gold Mines, Limited, was incorporated in March, 1935, with an authorized capitalization of 3,000,000 shares of \$1 par value. The officers and directors are: Louis Normandin, president; Bruce Cameron, vice-president; James Hutchison, secretary-treasurer; Jack Owens and William Cromar, directors. The head office is at 1107 Bank of Hamilton Building, Toronto.

The property consists of a group of 4 claims in Hawkins township, and one of 12 claims in Walls township, district of Algoma.

During 1935 work was confined to the group in Hawkins township, where open-cut mining was done on a small scale. In November the construction of a 25-ton amalgamation mill was started. By the end of the year the mill building was completed and the installation of equipment begun, with the expectation of starting up the mill in March, 1936. The equipment will include a crusher, Morley mill, rolls, ball mill, and amalgamation equipment, to be operated by gasoline engines.

It is expected that ore for the mill will be obtained from open-cut operations. A 220-cubic-foot gasoline compressor was installed in December.

Buildings erected included the mill, blacksmith shop, office, 2 bunk-houses, and cookery. The mill is located about three-quarters of a mile east of Langdon, on the Algoma Central and Hudson Bay railway, and about 5 miles from Oba. The mine address is Oba. About 15 men were employed under the direction of Jack Owens.

### Shinintree Gold Mines, Limited

Shinintree Gold Mines, Limited, was incorporated in March, 1935, with an authorized capitalization of 1,000,000 shares of \$1 par value. The officers and directors were: Lionel Brooke, president; C. H. Hitchcock, vice-president; W. B. McPherson, secretary-treasurer; Gilbert Bennett and W. J. Laforest, directors. The head office is at 171 Yonge Street, Toronto. The mine address is Shiningtree.

The property consists of claims W.D. 1,406 and T.R.S. 2,507, totalling 126 acres, in Macmurchy township, West Shiningtree area, district of Sudbury. It is 26 miles by road northeast of Westree on the Canadian National railway. Previous owners did some surface stripping and put down a vertical shaft to 36 feet.

The company started work in May. The old shaft was cleaned out and timbered into two compartments, and sinking started with hand-steel and windlass. By the end of the year the shaft had reached a depth of 100 feet, and a level had been started at that depth, on which 26 feet of drifting had been done.

Buildings erected consisted of a bunk-house, cookery, and blacksmith shop. No mining plant or headframe was installed.

An average of 9 men was employed during the last eight months of 1935, under the direction of Lionel Brooke.

### S. B. Smith

Dr. S. B. Smith, Cleveland, Ohio, is the owner of claim S.S.M. 301, formerly known as the Van Sickle mine, located in township 29, range 23, in the Michipicoten area, district of Algoma. It adjoins the east boundary of the Parkhill mine. The mine address is Gold Park.

During 1935 the 2-compartment 45-degree shaft was sunk an additional 149 feet, to a total depth of 289 feet on the incline, and a second level established at 261 feet.

Stopes were started on both levels during the second half of the year, from which 6,122 tons of ore was obtained on the first level and 1,534 tons on the second level, by open-stoping methods.

The 15-ton mill installed in 1934 was replaced by a 50-ton mill, which started operating on June 1. The equipment included a TelSmith crusher, ball mill, rake classifier, four Wilfley tables, and amalgamation equipment. By the end of the year the mill had treated a total of 7,946 tons of ore.

A 312-cubic-foot electric compressor was added to the plant. An assay office was constructed in addition to the mill.

Operations were suspended early in January, 1936. An average of 38 men was employed during 1935, of whom 20 were underground. J. C. Canfield was in charge.

### Sol-D'Or Gold Mines, Limited

Sol-D'Or Gold Mines, Limited, incorporated in September, 1934, has an authorized capitalization of 3,000,000 shares of \$1 par value. The officers and directors elected at the first annual meeting are as follows: C. M. Edwards, president; E. R. Bremner, vice-president; F. W. Runge, A. B. Wright, and G. W. Mitchell, directors. A. W. Reynolds is secretary-treasurer for the company. The head office is at Room 505, 140 Wellington Street, Ottawa. The mine office address is Narrow Lake.

The company's holdings, which consist of 24 patented claims and 14 unpatented claims, lie in the northeast corner of Honeywell township, the northwest corner of McNaughton township, and in the block immediately north of these two townships. These claims take in part of the western end of Grace or Rainbow lake, a small lake south of Birch lake in the Patricia portion of Kenora district. Most of these claims were formerly held by T. W. Bathurst, Limited, and more recently by Rainbow Lake Gold Mines, Limited.

The most important discoveries made to date on this property are on claim No. 10,790. Five narrow veins carrying visible gold have been discovered within a few rods of each other. In 1932-33 a Jack Nutt mill was taken into the property, and several hundred tons were milled. The ore was taken from an open cut on the No. 3 or centre vein. The cut has a maximum length of 250 feet and a maximum depth of 40 feet. The ore was sorted before being sent to the mill. The value of production, from 400 tons milled from this cut in 1932-33, is reported as about \$10,000.

Sol-D'Or Gold Mines erected a new mill in 1935 and equipped it with a Mitchell jaw-crusher, a 10-ton Straub ball mill, amalgamation plates, and a Straub table. A new 9 h.p. Diesel engine was bought to supply power for the mill. Milling was commenced about October 1 and continued for two and a half months. In this period 119.38 tons were milled, and the value of production was \$1,390.78.

The following exploration and development work has been done on the property by Sol-D'Or Gold Mines and by former operators: 800 feet of trenching,

ranging from 5 to 40 feet in depth, including the open cut from which mill feed has been taken; 2,000 feet of stripping and a number of test pits; 3,000 feet of diamond-drilling (done in the winter of 1934-35). No shaft-sinking has been done on the property.

Buildings include a log-cabin office, log-construction bunk-house, warehouse, powder magazine, cap-house, and pump-house. The last three buildings were erected in 1935.

Milton Hersey Company, Limited, was engaged to direct the operations at the mine and to act as consulting engineers. They have placed Dr. H. S. Hicks in charge of the property as mine manager. An average of 9 men was employed at the mine during 1935.

### **South Vermillion Gold Mines, Limited**

South Vermillion Gold Mines, Limited, was incorporated in April, 1934, with an authorized capitalization of 1,500,000 shares of \$1 par value. The officers and directors were: A. E. Broadley, president; A. Pacitto, vice-president; G. McLaughlin and F. J. McFarlane directors; M. F. Burrows, secretary-treasurer. The head office was at 21 King Street East, Toronto.

The property owned by this company consists of a group of three claims located on Bad Vermilion lake, about 3 miles southwest of Mine Centre, Rainy River district.

The 2-compartment vertical shaft was sunk an additional 5 feet by hand-steel during January, 1935, to a total depth of 45 feet. During the balance of the year a bunk-house and cookery were constructed, and surface work was carried on intermittently.

A 300-cubic-foot Ingersoll-Rand compressor and a 175 h.p. boiler were obtained but not put in use.

A. Pacitto was in charge. The mine address is Mine Centre.

### **Stanley Gold Mines, Limited**

Stanley Gold Mines, Limited, was incorporated in November, 1933, with a capitalization of 2,000,000 shares of \$1 par value. The officers and directors are: H. E. Perry, president; J. C. MacKay, vice-president; Mrs. Stanley Siscoe, secretary-treasurer; and Armand Bastien, director. The head office was at 231 St. James Street West, Montreal, Que. The mine address is Wawa.

The property is located in township 29, range 23, in the Michipicoten area, district of Algoma. It is about 5 miles by road from Wawa on the Algoma Central railway.

Work was suspended at this property at the end of December, 1934, following the death of Stanley Siscoe, who had been privately financing the work. A 2-compartment inclined shaft had been sunk to a depth of 300 feet, and levels had been established at 123 and 256 feet. A total of 648 feet of drifting and 97 feet of crosscutting had been done on the 123-foot level, and 778 feet of drifting and 71 feet of crosscutting on the 256-foot level.

The property remained idle until December 29, 1935, when dewatering of the mine was started in preparation for the resumption of underground work. S. MacDougall is in charge of operations.

### **Straw Lake Beach Gold Mines, Limited**

Straw Lake Beach Gold Mines, Limited, was incorporated in August, 1934, with an authorized capitalization of 2,500,000 shares of no par value. The

officers and directors are: W. E. Segsworth, president and secretary; L. L. Steindler, vice-president and treasurer; R. J. Jowsey, J. D. Conover, and J. A. Gairdner, directors. The head office is at 67 Yonge Street, Toronto.

The property consists of a group of 9 claims at Straw lake, district of Kenora, which were taken over from Straw Lake Beach Gold Mines Syndicate, Limited. It is about 35 miles north of Fort Frances, and is reached by a 70-mile route from Emo on the Canadian National railway.

During 1935 operations were carried on until the end of October, when they were suspended for the winter. The 2-compartment vertical shaft was deepened to 320 feet, and a second level established at 300 feet. The total footage of lateral work underground when operations were suspended consisted of 558 feet of drifting and 92 feet of crosscutting on the 100-foot level and 719 feet of drifting and 77 feet of crosscutting on the 300-foot level. A total of 1,560 feet of diamond-drilling was done from surface during 1935.

The plant used included a 310-cubic-foot Ingersoll-Rand gasoline compressor and a 6- by 8-inch Ingersoll-Rand air hoist.

An average of 19 men was employed during the period of operation in 1935. Frank Carnegie was in charge, with A. J. MacDonnell as contractor. The mine address is Emo.

### Sturgeon River Gold Mines, Limited

Sturgeon River Gold Mines, Limited, was incorporated in August, 1934, with an authorized capitalization of 3,000,000 shares of \$1 par value. The officers and directors were: A. L. Bishop, president; J. M. Wood, vice-president; C. S. Kennedy, secretary-treasurer; F. D. Reid, general manager; A. Longwell, W. T. Brown, and Fraser Raney, directors. The head office is at 320 Bay Street, Toronto.

The property consists of a group of 7 claims in the Sturgeon (Namewaminikan) River area, district of Thunder Bay, about 8 miles northwest of Nezah station, on the Long Lac-Port Arthur branch of the Canadian National railway.

A 3-compartment vertical shaft was started on May 9, 1935, and completed to a depth of 523 feet. Levels were established at 125, 250, 375, and 500 feet. The work completed on these levels to the end of 1935 was as follows:—

Level	Drifting	Crosscutting	Raising
	feet	feet	feet
125-foot.....	213	29	44
250-foot.....	277	24	57
375-foot.....	426	40	87
500-foot.....	361	180	.....
Total.....	1,277	273	188

A total of 3,200 feet of diamond-drilling was done from surface in 1935.

The plant included two 70 h.p. locomotive-type boilers, a 750-cubic-foot Babcock and Wilcox steam compressor, and a 9- by 8-inch Ingersoll-Rand double-drum hoist. Buildings erected included a hoist-compressor house, boiler-house, blacksmith-machine shop, assay office, dry-house, 2 bunk-houses, office, cook-house, and manager's residence.

An average of 46 men was employed throughout 1935. C. M. Bowyer was in charge. The mine address is Jellicoe in summer and Nezah in winter.



### Supreme Gold Mines, Limited

Supreme Gold Mines, Limited, was incorporated in February, 1934. The authorized capitalization is 2,000,000 shares of \$1 par value. Officers of the company are: Walter F. Stewart, president and manager; H. M. Richardson, vice-president; Harry J. Beck, secretary-treasurer. There is also an advisory board of three: Frank Grew, John Rennie, and Walter G. Lumbers. The head office is at 314 Metropolitan Building, Toronto. The mine office address is Savant Lake.

In September, 1935, the company held 32 claims, east of Couture lake between the North and the Northeast arms of Sturgeon lake, in Thunder Bay district.

A mining plant was freighted into this property in the spring of 1935. It includes one Case boiler of approximately 25 h.p., a 240-cubic-foot Schram portable gasoline compressor, a Ledgerwood tandem-drum hoist, and a tractor. This mining plant has not been set up. Buildings include a combined cookery and bunk-house, office, residence, and powder magazine.

Work during 1935 was confined chiefly to prospecting and trenching. There were 7 men employed at this property at the end of the summer.

### Swain, Harris, and Cavano

Messrs. Swain, Harris, and Cavano hold 9 claims, Nos. 12,254-62, three miles south of the west end of Birch lake in the Patricia portion of Kenora district. On these claims they discovered a rusty zone in which fairly coarse residual gold is found. During the summer of 1935, they carried on small-scale mining operations on claim No. 12,258, digging up rusty, oxidized material out of small pits, packing it to a stream a few hundred feet distant, and there passing it over crude ripples and blankets on cradles. In this way, handling about half a ton of material per day, they recovered a heavy concentrate of arsenopyrite and gold, but the value of their concentrate is unknown. No report of a shipment of bullion or concentrate had been received up to the end of the year.

The post office address is Narrow Lake.

### Sylvanite Gold Mines, Limited

Sylvanite Gold Mines, Limited, has an authorized capital of 3,300,000 shares of \$1 par value. The officers and directors of the company are: Edward L. Koons, president; William L. Marcy, vice-president; W. S. Walton, secretary; Clark L. Ingham, treasurer; Welles V. Moot, managing director; C. E. Rodgers, general manager; Alfred H. Sharpe and Harry Yates, directors. The head office is at Kirkland Lake, and the executive office is at 300 Erie County Bank Building, Buffalo, N.Y.

The property is situated in the township of Teck, district of Timiskaming. An average of 270 men was employed during the year.

The following is taken from the general manager's report for the fiscal year ending March 31, 1936:—

#### Ore Reserves

Comparing broken ore reserves as at March 31, 1935, with the figure for the same date in 1936, we have, respectively, 82,990 and 82,415 tons, showing a negligible change, notwithstanding the substantial increase in tons treated last year.

## Operating Costs

	Total cost	Cost per ton ore milled
1932:		
Development and exploration.....	\$184,936.28	\$1.962
Mining.....	285,365.41	3.026
Milling.....	112,630.68	1.194
General charges.....	43,863.49	.465
Administrative charges.....	24,594.16	.261
Bullion selling expense <sup>1</sup> (insurance, shipping, and Mint refining charges).....	5,615.12	.060
Total.....	\$657,005.14	\$6.968
1933:		
Development and exploration.....	\$227,278.95	\$2.364
Mining.....	249,907.58	2.599
Milling.....	105,168.81	1.094
General charges.....	44,083.76	.459
Administrative charges.....	23,437.97	.244
Bullion selling expense (insurance, shipping, and Mint refining charges).....	4,823.89	.050
Total.....	\$654,700.96	\$6.810
1934:		
Development and exploration.....	\$235,067.63	\$2.391
Mining.....	217,517.25	2.213
Milling.....	111,849.51	1.138
General charges.....	42,160.87	.429
Administrative charges.....	34,774.84	.353
Bullion selling expense (insurance, shipping, and Mint refining charges).....	5,912.90	.060
Total.....	\$647,283.00	\$6.584
1935:		
Development and exploration.....	\$242,173.47	\$1.938
Mining.....	263,644.48	2.109
Milling.....	151,620.64	1.213
General charges.....	39,314.93	.315
Administrative charges.....	39,000.00	.312
Bullion selling expense <sup>2</sup> (insurance, shipping, and Mint refining charges).....	5,525.11	.044
Total.....	\$741,278.63	\$5.931
1936:		
Development and exploration.....	\$211,169.44	\$1.372
Mining.....	348,251.50	2.262
Milling.....	167,324.47	1.087
General charges.....	47,641.25	.310
Administrative charges (partly mine).....	59,116.83	.384
Township drainage tunnel expense.....	5,914.12	.038
Kirkland District Hospital building expense.....	3,868.15	.025
Bullion selling expense:		
Insurance, shipping, and Mint refining charges.....	5,834.38	.038
Mint handling charge.....	16,750.88	.109
Total.....	\$865,871.02	\$5.625

<sup>1</sup>The item "bullion selling expense" was included with the item "general charges" in previous annual reports.

<sup>2</sup>Mint bullion handling charge, effective for the month of April, 1934, at 35 cents per ounce, amounted to \$1,007.70, which together with bullion tax was deducted from production.

## Production

The mill extraction, based upon Mint assays, plus tailing loss, was 95.95 per cent. for the full year; 96.27 per cent. for the last six months, and 96.40 per cent. for March. Mill heads were lowered slightly to permit inclusion of a greater amount of low-grade and marginal ore.

Fiscal year ending March 31	Tons milled	Production	Average recovery, troy ounces per ton
1931.....	83,034	\$837,013.97	0.49
1932.....	94,276	948,926.13 <sup>1</sup>	.49
1933.....	96,140	912,377.15 <sup>1</sup>	.40
1934.....	98,311	1,558,912.87 <sup>1</sup>	.52
1935.....	124,956	1,584,817.39 <sup>2</sup>	.41
1936.....	153,942	1,931,891.87 <sup>3</sup>	.36

<sup>1</sup>Including exchange on bullion.

<sup>2</sup>Including exchange on bullion, after bullion tax is deducted.

<sup>3</sup>Including exchange on bullion, after deducting bullion tax effective for period April 1, 1935, to May 31, 1935, but before deducting Mint handling charge of 35 cents per fine ounce gold, effective for period June 1, 1935, to March 31, 1936.

### Mining

Year	Ore broken			Waste			Total ore and waste broken
	In Stopes	From development	Total	Hoisted to surface	Used for backfill	Total	
	tons	tons	tons	tons	tons	tons	tons
1933.....	66,130	37,467	103,597	21,774	5,347	27,121	130,718
1934.....	54,423	31,971	86,394	25,457	5,838	31,295	117,689
1935.....	93,883	37,161	131,044	11,812	10,623	22,435	153,479
1936.....	111,091	42,183	153,274	12,576	7,607	20,183	173,457

During last year drifting and subdrifting through ore amounted to 3,342.5 feet. This represented 36.4 per cent. of the total advance. Structural features and geological evidence encountered generally throughout the sections mined, remained favourable.

### Development and Exploration

Class of work	Year ending March 31, 1934	Year ending March 31, 1935	Year ending March 31, 1936	Total from beginning of operations to March 31, 1936
	feet	feet	feet	feet
Drifting.....	4,399.5	8,985	8,837	57,227.5
Crosscutting.....	2,347	2,688	2,875.5	27,701
Raising.....	2,464.5	1,905.5	1,392.5	15,131
Sublevel drifting.....	1,473.5	1,268.5	349.5	9,640
Box-hole raising.....	429	352	301	6,945.5
Winzing.....	97.5	.....	.....	97.5
Shaft-sinking.....	612	.....	.....	5,654
<b>Total.....</b>	<b>11,823</b>	<b>15,199</b>	<b>13,755.5</b>	<b>122,396.5</b>
Per cent. of crosscutting to total of crosscutting and drifting.....	34.8	23.2	24.6	32.6
	cu. ft.	cu. ft.	cu. ft.	cu. ft.
Shaft stations and sump excavations.....	19,140	840	1,420	207,278
Diamond-drilling.....	6,713	15,952	19,359	96,385

*No. 2 Shaft.*—A continued programme of extensive exploration on and between levels was carried out during the year. Particular attention was given to further successful development near the 875-foot level and below the 2,500-foot level, mentioned in last year's report. Approximately one-half of the footage of ore drifted on this year was in these horizons. Upper level work, also continued in volume and wide extent, was productive to an encouraging degree. In addition, ore was developed at the 1,750-foot level on the south vein system, west of the major fault, in an area where previous exploration had been disappointing.

*No. 4 Shaft.*—Of the ore sent to the mill, this part of the property produced 21,552 tons. Considerable exploration has yet to be completed here and this, with clean-up operations, is expected to continue to furnish a fair volume. Beginning with 1933, the tonnage of ore coming from this section of the mine was, respectively, 51,916 tons, 47,189 tons, 36,362 tons, and 21,552 tons.

*Additional Buildings and Equipment.*—These included an extension to the main office, which enlarged the directors' quarters, store-house, engineering office, and general office. A section and fire-wall were also added to the machine shop-steelshop building. Three-ton aluminum skips replaced the two-ton steel units previously used. One agitator and one filter were added to the mill and some additional experimental equipment was purchased for the mill laboratory.

### Summary

Promising areas in both sedimentary and igneous formation responded well to development, and general conditions appear to warrant continued confidence in profitable operation. Earnings were substantial and in excess of dividend requirements.

Compared with the previous period, the year ending March 31, 1936, showed: production increased by \$347,074.48; 28,986 more tons treated; milling costs reduced by 12.6 cents per ton; and a decline in operating costs of 30.6 cents per ton. Persistent experimental work in the mill has resulted in increased extraction and tonnage, and will be continued.

## Tashota Goldfields, Limited

Tashota Goldfields, Limited, incorporated November, 1932, has an authorized capitalization of 3,000,000 shares of \$1 par value, of which 2,894,598 shares have been issued. The officers and directors are: H. H. Vaughan, president and managing director; Thomas Arnold, vice-president; P. W. Ogden, secretary-treasurer; W. A. Eden, H. Preston Corsan, W. A. RuKeyser, and R. J. R. Stokes, directors. Both the head office and the mine office of the company are at Tashota. The management of this property is controlled by Minefinders, Limited, whose head office is at 100 Adelaide Street West, Toronto.

The property consists of 9 patented claims and 9 unpatented claims, in one group, with a total area of 642.24 acres, lying about 15 miles south of Tashota station on the main line of the Canadian National Railways, in Thunder Bay district. In winter, access to the property is by way of a 17-mile road; in summer it is reached by an 18-mile canoe route, starting from Paska Siding, and a 6-mile wagon road. A third route by airplane was established in the fall of 1935 from Robinson Lake Siding, 2 miles west of Tashota, to Onaman lake, 4 miles south-east of the mine, and thence by a 4-mile wagon road to the property.

Tashota Goldfields, Limited, succeeded Tashota Gold Mines, Limited. The latter company started underground operations in 1928. To the end of 1935 the following development work had been done: crosscutting, 924 feet; drifting, 2,134 feet; raising, 392 feet; diamond-drilling, 13,415 feet.

Early in 1935 a 50- to 75-ton mill was installed. From April 25 to December 31, 1935, the tonnage milled was 12,828 tons. A Denver jig and blankets catch the coarser gold, and this concentrate is treated in an amalgamation barrel. The greater part of the gold is recovered in a flotation concentrate, which is shipped to a smelter for further treatment. On account of the high cost of summer transportation of this product from the mine to the railway, only about one-third of this had been shipped and treated at the end of the year.

The average number of men employed at the mine in 1935 was 68; of this number, 22 were underground, 6 in the mill, 10 working as construction labourers, and 29 on surface. A. Robertson was acting mine superintendent at the end of the year.

## Teck-Hughes Gold Mines, Limited

Teck-Hughes Gold Mines, Limited, has an authorized capital of 5,000,000 shares of \$1 par value, of which 4,807,144 shares are issued. The officers and directors are: Albert W. Johnston, chairman of the board; D. L. H. Forbes,

president and general manager; George C. Miller, vice-president; H. C. McCloskey, secretary; K. P. Emmons, treasurer; P. Nugent Tapley, assistant-treasurer; J. W. Stephenson, assistant-secretary; John F. Lash and John F. Thompson, directors. R. J. Henry is general superintendent. The head office is at Kirkland Lake, and the executive office is at 25 King Street West, Toronto. An average of 635 men was employed during 1935 at the mine in Teck township, district of Timiskaming.

The following is an extract from the general superintendent's report for the 12 months ending August 31, 1935:—

During this period the mills treated 383,958 tons of ore from the mine and 40,290 tons of tailing. The total recovery in bullion and precipitate was the equivalent of 144,384.37 Troy ounces of fine gold, and 4,610.25 ounces of this came from retreatment of tailing. After deducting the bullion tax of \$338,281.44, the realizable value of the gold and silver production was \$4,678,-\$75.02. With addition of income from investments, the gross revenue was \$4,810,545.03, or \$11.34 per ton.

The total operating cost amounted to \$2,194,202.93, or \$5.17 per ton milled. After making provision of \$279,453.66 for taxes other than the bullion tax, and adding \$19,027.50, a profit derived from the sale of bonds, the surplus for the twelve months was \$2,355,915.94. Following is an analysis of operating costs:—

	Total cost	Cost per ton of ore treated	Cost per ounce of gold produced
Development and exploration . . . . .	\$332,317.78	\$0.78	\$2.30
Mining . . . . .	1,083,287.05	2.55	7.50
Milling . . . . .	456,809.26	1.08	3.16
General expense . . . . .	286,502.52	.68	1.98
Examination of new properties . . . . .	35,286.32	.08	.25
<b>Total . . . . .</b>	<b>\$2,194,202.93</b>	<b>\$5.17</b>	<b>\$15.19</b>

During the year the sinking of the No. 3 winze was completed at the 50th level, a depth of 6,100 feet below surface. On the 49th and 48th levels, drifting in the ore zone was begun during August. Lateral development on the 47th and 46th levels had exposed on September 1 a total of 463 lineal feet of ore at an average grade of 10.41 pennyweights over 7.8 feet of width. Development of the block of levels from 41 to 45 inclusive, was practically completed during the year, and the ore found totalled 2,065 feet at an estimated average grade of 9.46 pennyweights per ton. Development footage for the year was as follows:—

Drifting . . . . .	7,236
Subdrifting . . . . .	4,376
Crosscutting . . . . .	1,903.5
Raising . . . . .	4,989.5
Winzing . . . . .	771.3
<b>Total development . . . . .</b>	<b>19,276.3</b>

Diamond-drill exploration amounted to 18,449.1 feet. Ore produced from drifting and crosscutting totalled 12,655 tons.

The technical estimate of "positive ore" reserve at September 1 is as follows:—

	Tons	Gold content in troy ounces	Average grade in pennyweights per ton
Broken ore . . . . .	243,660	86,551.7	7.10
Blocked ore . . . . .	440,049	193,504.5	8.79
<b>Total . . . . .</b>	<b>683,709</b>	<b>280,056.2</b>	<b>8.19</b>

### Teddy Bear Valley Mines, Limited

Teddy Bear Valley Mines, Limited, has a capitalization of \$10,000,000, in shares of \$1 par value. The property consists of 1,500 acres in Holloway and Harker townships, district of Cochrane. Finances for development are furnished by the Teddy Bear Valley Syndicate, which has an office at 503 Royal Bank Building, Toronto. C. Ellwood Hoffman is president.

From April 16 to August 9 operations at the property were confined to diamond-drilling, 602 feet of drilling being done from surface and 2,310 feet underground.

Total development work at October 31 consisted of two shafts, 32 feet and 300 feet deep, 922 feet of drifting and crosscutting on the 150-foot level, and 186 feet on the 275-foot level.

Operations were suspended for the winter months. Edward H. Orser is consulting engineer. The mine address is Lightning River.

### Thesaurus Gold Mines, Limited

Thesaurus Gold Mines, Limited, has an authorized capitalization of 3,000,000 shares of \$1 par value. The officers and directors are: W. L. Forrest, president; G. W. Adams, secretary-treasurer; M. Conkey and P. E. F. Smiley, directors. The head office is at 320 Bay Street, Toronto.

The property consists of 16 claims in Baden township, district of Timiskaming.

There is a 300-foot shaft on the property, and about 300 feet of lateral work had been done on the 100- and 300-foot levels prior to the end of 1924.

In July, 1935, the mine was pumped out, and a small amount of lateral work was done on the 300-foot level. Operations ceased in September. Harry Crawford was manager, employing 8 men.

### Toburn Gold Mines, Limited

Toburn Gold Mines, Limited, has a capitalization of 2,000,000 shares of \$1 par value. The officers and directors are: H. A. Guess, president; R. F. Goodwin, vice-president; G. A. Brockington, secretary; Charles Earl, assistant secretary; J. C. Emison, treasurer; E. C. Corson, assistant treasurer; W. J. Boland and James Moore, directors; F. G. Hamrick, comptroller and auditor. The New York office is at 120 Broadway, and the Toronto office at 217 Bay Street, in care of W. J. Boland.

The mine is in Teck township, district of Timiskaming. During 1935 an average of 133 men was employed. M. W. Hotchkin, Kirkland Lake, is manager.

The following is an extract from the president's report for the year ending December 31, 1935:—

Your company was formed in January, 1931, to take title to an option upon the Tough-Oakes Burnside gold property in the Kirkland Lake district of Ontario and, later, purchased the property. The property, although idle for several years prior to that time, was the first producer in Kirkland Lake district and contained several miles of underground workings and several shafts, the more important being the main hoisting shaft from surface to the 1,090-foot level and an interior shaft from the 1,090-foot level to the 1,850-foot level, and it was equipped with a mining plant and a cyaniding mill of 100 tons daily capacity.

The foregoing general information is given for the enlightenment of such of the minority stockholders as may have acquired share ownership since the issuance of the last annual report, and for these there is also given the information that of the total of 1,850,000 shares issued of your company, Premier Gold Mining Company, Limited, owns 1,490,000.

Your manager's summary of the exploration and development work done upon your property for the calendar year 1935 is as follows:—

During the year a small amount of surface cross-trenching was done in deep overburden in an effort to trace the eastward continuation of the No. 7 vein, but the results of this trenching were not conclusive. Total development work done during the year 1935 amounted to 8,826 feet, all of which was above the 1,090-foot level. This development consisted of 3,939 feet of drifting, 1,293 feet of sublevel drifting, 2,351 feet of crosscutting, 1,055 feet of raising, 17 feet of winzing, and 171 feet of slashing. Of this total, approximately 2,962 feet was done on ore, breaking 8,738 tons, which was sent to the mill. Approximately 91 per cent. of the year's development was confined to the A-200, No. 3 shaft, 400-, 800-, 893-, 1,018-, and 1,090-foot levels.

The most important development results for the year 1935 were:—

1. Location of the No. 410 drift vein structure, west of the dike fault, which is considered to be the eastward continuation of the North vein system in the Kirkland Lake camp. Its vertical extensions were identified in the No. 306 drift, at the A-300-foot level, and in the Nos. 548, 678, 804, and 928 drifts.

2. The location of the downward extension of the No. 7 vein, east of the dike fault in the No. 211 drift east, at the A-200-foot level, which indicates excellent possibilities for both downward and eastward continuity.

3. Extending the ore on the nearly vertical No. 11 vein to the 800-foot level on the west side of the dike, and from the 100-foot level to the 300-foot level, east of the dike fault.

4. The location of the No. 921 drift vein east of the dike from its junction with the North branch of the South break, in the No. 1,031 stope upward to the No. 808 drift on the 800-foot level.

5. Locating ore on the North branch of the South break to the east of the dike, in the Nos. 1,031 and 1,099 drifts.

Production figures for 1935, compared with those of the year 1934, are:—

Year	Tons milled	Average ounces gold per ton	Ounces fine gold produced	Percentage mill recovery
1934.....	36,230	0.583	20,401	96.6
1935.....	35,360	.592	20,200	96.5

The estimated ore reserves broken and unbroken at December 31, 1934, were 60,550 tons, averaging 0.63 ounces gold per ton, and at December 31, 1935, were 82,650 tons, averaging 0.57 ounces gold per ton. This means that 57,460 tons of new ore, averaging 0.52 ounces gold per ton were found and opened up by the exploration and development of 1935.

Earnings for the year 1935, after deducting administration and taxes, but before deduction of \$60,894.25 depreciation and depletion, were \$280,118.32.

### Tombill Gold Mines, Limited

Tombill Gold Mines, Limited, was incorporated in October, 1935, with an authorized capitalization of 1,000,000 shares of \$1 par value. The officers and directors are: P. E. Hopkins, president; Fred Searls, Jr., first vice-president; D. E. Thomas, second vice-president; A. W. Burt, secretary; Carroll Searls, assistant secretary; Henry E. Dodge, treasurer; T. A. Johnson, H. D. Smith, W. R. G. Johnson, and C. R. Ellis, directors. The head office and mine office are at Empire. The executive office is at 171 Yonge Street, Toronto.

The property consists of a group of six claims in Lindsley township, district of Thunder Bay, located immediately to the west of the property of Bankfield Gold Mines, Limited, near Magnet lake.

The Newmont Mining Company of New York has optioned a minority interest in this company, under an agreement which gives them the management of the company.

Work was started in November, and by the end of 1935 a bunk-house, cook-house, warehouse, blacksmith shop, and powder magazine had been erected. A vertical 3-compartment shaft had been sunk with hand-steel to a depth of 21 feet, and a headframe constructed. A mining plant, including a 60 h.p. locomotive-type boiler, a portable Diesel compressor, and an 8- by 6-inch Ingersoll-Rand double-drum hoist, was in transit to the property.

R. J. Hendricks was in charge.

### Vimy Gold Mines, Limited

Vimy Gold Mines, Limited, owns 320 acres in Hislop township, district of Cochrane. The company is capitalized at 1,000,000 shares of \$1 par value. The officers and directors are: Douglas Jones, president and manager; Joseph Berini, vice-president; Frank N. Bowes, secretary-treasurer; Nelson A. McDougall and J. A. Mongeon, directors. The head office is at Timmins, and the secretary's office is at 906 Excelsior Life Building, Toronto. The mine address is Ramore.

A 25-ton mill was installed on the property in 1935 and operated for a short time with ore from an open cut. A 2-compartment shaft, begun late in the fall, had reached a depth of 35 feet at the end of the year.

Joseph Berini was in charge of the work, employing about 20 men.

### Wells Longlac Mines, Limited

Wells Longlac Mines, Limited, was incorporated in June, 1934, with an authorized capitalization of 3,000,000 shares of \$1 par value. The officers and directors are: A. J. Felton, president; A. W. Burt, vice-president; F. E. Forster, secretary-treasurer; E. C. J. McCracken and Chas. Palmer, directors. The head office is at 347 Bay Street, Toronto.

The option which the company held on the Stagee property in the Mine Centre area was dropped at the end of February, 1935, after a total of 125 feet of drifting had been completed on the 100-foot level.

The property owned by the company consists of 15 claims in the Magnet Lake section of the Little Long Lac area, district of Thunder Bay. It is to the east of the Bankfield property.

During 1935 surface work and diamond-drilling were carried on at this property. During the year 4,062 feet of diamond-drilling was done, making a total of 24,641 feet accomplished to the end of 1935. No construction work was done, nor was any machinery installed during the year. The equipment of the company used at the Stagee property was brought to Kenwell, 3 miles from the Magnet Lake property, and stored there.

W. L. Brown was in charge of the work at the Magnet Lake property. The mine address is Geraldton.

### Wendigo Gold Mines, Limited

Wendigo Gold Mines, Limited, was incorporated in October, 1933, with an authorized capitalization of 2,000,000 shares of \$1 par value. The capitalization was increased to 3,000,000 shares in July, 1935. The officers and directors were: H. D. Tudor, president; H. G. Young, vice-president; H. R. Tudhope, secretary-treasurer; A. J. Bolton and W. G. Cameron, directors. The head office is at 701 Dominion Bank Building, Toronto.

The property of this company is located at Witch bay, on the Lake of the Woods, district of Kenora, and is 22 miles southeast of Kenora.

The mining plant installed included a 100 h.p. boiler, a 375-cubic-foot Ingersoll-Rand steam compressor, two 525-cubic-foot Ingersoll-Rand steam compressors, and an 8 $\frac{1}{4}$ - by 10-inch Ingersoll-Rand hoist.

In 1935 underground work was carried on from the first of the year until the middle of February, during which period 341 feet of drifting and 66 feet of crosscutting was accomplished on the 500-foot level, and 1,855 feet of diamond-drilling from underground. Operations were not resumed until the middle of



December, when a start was made to take down backs on the 100-foot level in preparation for stoping.

At the end of September the construction of a 50-ton amalgamation-cyanidation mill was commenced, and at the end of the year it was expected that it would be completed and in operation in February, 1936.

The mill equipment includes a Dodge crusher, Allis-Chalmers ball mill, Dorr rake classifier, two blanket tables, two Dorr agitators, two Dorr thickeners, two Oliver filters, and a Merrill-Crowe precipitation unit. It is to be operated by a 264 h.p. Ruston Diesel engine, direct-coupled to a 219 k.v. a. generator.

An average of 31 men was employed during 1935, under the direction of C. L. Spencer. The mine address is Kenora.

### West Red Lake Gold Mines, Limited

West Red Lake Gold Mines, Limited, is capitalized at 3,000,000 shares of \$1 par value, of which 1,999,205 shares have been issued. The officers and directors of the company at December 31, 1935, were: F. J. Bailes, president; H. Hunter, secretary-treasurer; W. S. Hall, A. J. Doane, B. Johnston, and W. T. McEachern, directors. The head office is at 11 King Street West, Toronto.

The property consists of 27 claims in four groups located in the townships of Todd and Ball in the Pipestone Bay section of the Red Lake area, Kenora district, Patricia portion. The main group consists of 9 claims, totalling approximately 375 acres. The mining plant is on claim No. 10,057, approximately 21 miles west of the Howey gold mine.

Operations were resumed at this mine in July, 1935, after an eight months' period of idleness, during which period the company was reorganized. During July, the plant was reconditioned and the mine dewatered. Underground exploration work was carried on throughout August and most of September. During October some diamond-drilling was done from surface, but all operations were again suspended on October 27, 1935. During the four months' period when operations were carried on, an average of 16 men was employed, under the direction of C. H. E. Stewart.

The following figures show the amount of development work done at the property in the past two years:—

	1934	1935	Total
	feet	feet	feet
Shaft (vertical 2-compartment).....	200	17	217
Crosscutting.....	95	49.7	144.7
Drifting, 200-foot level.....	280	347	627
	cu. ft.	cu. ft.	cu. ft.
Station-cutting.....	1,260	724	1,984

No additions were made to the plant or equipment during 1935.

### Wright-Hargreaves Mines, Limited

Wright-Hargreaves Mines, Limited, has an authorized capital of 5,500,000 shares of no par value. The officers and directors of the company are: E. L. Miller, president and managing director; W. H. Wright, vice-president; P. H. Gerhard, secretary; Gerard F. Miller, treasurer; M. W. Summerhayes, general

manager; Oliver G. Donaldson and James Y. Murdoch, directors. The head office is at Fort Erie. The mine address is Kirkland Lake.

An average of 779 men was employed during 1935 at the mine in Teck township, district of Timiskaming.

The following is taken from the general manager's report for the fiscal year ending August 31, 1935:—

During this period 350,196 tons of ore were treated, containing 211,674 ounces fine gold and 31,716 ounces fine silver. There was realized from marketing this bullion, \$6,844,539.20.

The average grade of the ore going to the mill at \$20.67 per ounce was 0.625 ounces, or \$12.919 per ton, with a recovery of 0.605 ounces, or \$12.503 per ton, an extraction of 96.78 per cent.

## ANALYSIS OF OPERATING COSTS

	Total	Cost per ton milled
Development, exploration, and pumping . . . . .	\$488,238.04	\$1.394
Stoping . . . . .	713,853.98	2.038
Transporting ore (hoisting, etc.) . . . . .	260,997.94	.745
Milling charges . . . . .	462,896.59	1.322
General surface charges . . . . .	35,476.49	.101
Stock transfer, dividend, and annual report expense . . . . .	13,632.13	.039
Employees' group insurance, silicosis, workmen's compensation, property taxes, and insurance . . . . .	69,584.97	.199
General and undistributed charges (storehouse, hospital, maintenance miscellaneous mine buildings, mine management and administration, exchange, legalexpenses, miscellaneous)	141,857.96	.405
Depreciation buildings and equipment . . . . .	292,287.17	.835
Marketing bullion . . . . .	23,148.06	.066
Mint bullion handling charge . . . . .	21,375.92	.061
	\$2,523,349.25	\$7.205
Provision for taxes (exclusive of bullion tax) . . . . .	470,000.00	1.342
Amount written off, shaft No. 4 . . . . .	85,299.62	.244
Total . . . . .	\$3,078,648.87	\$8.791

PRODUCTION RECORD, 1921-1935  
(Based on gold at \$20.67 per ounce)

Year	Tons milled	Value per ton	Gross value	Recovery per ton	Bullion produced	Dividends
1921 (8 mos.) . . . . .	36,081	\$13.96	\$503,302	\$13.00	\$468,665	.....
1922 . . . . .	66,181	12.49	827,447	11.52	762,752	\$412,500
1923 . . . . .	79,242	10.48	830,992	9.52	754,978	206,250
1924 . . . . .	84,487	14.16	1,194,217	12.89	1,088,725	206,250
1925 . . . . .	147,939	14.49	2,148,554	12.93	1,913,401	550,000
1926 . . . . .	153,392	15.66	2,400,795	14.02	2,150,844	893,750
1927 . . . . .	209,164	11.77	2,455,460	10.51	2,151,916	1,237,500
1928 . . . . .	256,331	8.36	2,144,002	7.20	1,845,923	825,000
1929 . . . . .	188,238	10.29	1,938,552	9.25	1,741,872	.....
1930 . . . . .	220,430	12.20	2,687,828	11.03	2,431,896	275,000
1931 . . . . .	266,352	11.73	3,124,533	10.93	2,912,308	825,000
1932 . . . . .	295,525	12.85	3,796,295	12.00	3,546,903	1,100,000
1933 (8 mos.) <sup>1</sup> . . . . .	193,441	13.56	2,623,456	12.63	2,443,760	550,000 <sup>2</sup>
1934 <sup>3</sup> . . . . .	330,741	13.68	4,525,150	13.07	4,321,945	2,750,000
1935 . . . . .	350,196	12.92	4,524,193	12.50	4,378,326	3,300,000
Total . . . . .	2,877,740	\$12.41	\$35,724,776	\$11.44	\$32,914,214	\$13,131,250

<sup>1</sup>In 1933, the fiscal year closing changed from December 31 to August 31; the years 1921 to 1932, inclusive, are calendar years.

<sup>2</sup>April and July dividends only.

<sup>3</sup>The 12 months of the fiscal year ended August 31, 1934.

SUMMARY OF DEVELOPMENT AND EXPLORATION  
August 31, 1935

	Drifting	Shaft-sinking	Cross-cutting	Raising	Total footage	Diamond-drilling	Excavation
August 31, 1934..	feet 136,626	feet 10,681	feet 48,110	feet 9,178	feet 204,595	feet 104,391	cu. ft. 398,168
Fiscal year.....	20,483	535	3,892	1,298	26,208	16,801	85,384
August 31, 1935.	157,109	11,216	52,002	10,476	230,803	121,192	483,552

MILLING STATISTICS

September 1, 1934, to August 31, 1935

Ore milled.....	tons	350,196
Average value per ton.....		\$12.919
Gross value.....	\$4,524,193.19	
Loss in tailings.....	145,867.02	
Net value recovered.....	\$4,378,326.17	
Average tons milled per day.....	959.44	
Per cent. of possible running time.....	95.94	
Tons 100 per cent. running time.....	1,000	
Solution precipitated.....	tons	1,369,884
Solution precipitated per ton of ore.....	tons	3.91
Value per ton in tailings.....		\$0.417
Per cent. extraction.....		96.78
Cyanide consumed per ton of ore (K.C.N.).....	lbs.	0.535
Zinc consumed per ton of ore.....	ounces	1.956
Zinc consumed per ton of solution.....	ounces	0.500
Lime consumed per ton of ore.....	lbs.	3.595
Steel consumed per ton of ore, ball mills.....	lbs.	2.685
Steel consumed per ton of ore, tube mills.....	lbs.	2.593
Cost of flotation reagents consumed per ton of ore.....		\$0.048
Average value of pregnant solution per ton.....		\$3.166
Average h.p. consumed per day.....		2,410
Average h.p. consumed per ton milled.....		2.513
Power cost per h.p. consumed.....		\$55.43

N.B.—All values at \$20.67 per ounce.

ORE RESERVES ESTIMATE

	Tons	Ounces	Grade	Value at \$20.67 per ounce
On hand August 31, 1934 .....	1,185,204	0.639	\$13.20	\$15,643,197
Developed in fiscal year.....	409,649	.507	10.48	4,292,223
Milled in fiscal year.....	1,594,853	0.604	\$12.50	\$19,935,420
	350,196	.625	12.92	4,524,193
Ore reserves, August 31, 1935.....	1,244,657	0.599	\$12.38	\$15,411,227

ADDITIONS TO PLANT, BUILDINGS, AND EQUIPMENT  
September 1, 1934, to August 31, 1935

Mill structure and equipment.....	\$20,754.67
Shops and equipment.....	4,279.28
Power-house and electrical equipment.....	53,422.88
Assay office.....	102.00
General surface and buildings.....	24,498.44
Sprinkler system.....	6,718.88
Tailings disposal.....	29,107.41
Underground equipment.....	7,449.54
Substation.....	2,427.37
New buildings.....	1,325.67
Offices.....	6,465.47

Total..... \$156,551.61

### Development

The policy outlined in our report of 1933, to as soon as possible complete the development and mine out a number of the upper levels, with the object of reducing the maintenance cost of having so many levels producing and, too, the need as deeper workings are opened up, to facilitate ventilation, has been rigorously followed. The results have been the finding of considerable new tonnages of ore of lower grade. At the present time we have 28 operating levels, none of which can yet be abandoned.

This programme together with the fact that the present developments are in the more easterly and westerly areas, where the ore occurrences are more scattered and of somewhat lower grade, has resulted in the percentage of ore developed and the grade of ore found being lower. There were 409,649 tons of new ore developed, and after deducting 350,196 tons milled, 59,453 tons were added to ore reserves. Of the 20,483 feet of drifting, 7,654 feet was on ore.

The preparations for sinking an interior shaft to open up the mine below the 3,900-foot level, as outlined in our last report, were completed, and the sinking of this shaft is now actively being carried out. There were 535 feet of shaft work done during the year, all in the new interior shaft, 290 feet above the 3,900-foot level and 245 feet below that level. At the present writing the depth of this shaft is 4,300 feet.

### Milling

It is satisfactory to note that the per cent. extraction is considerably better than our pilot mill work indicated, and while the extraction for the whole period under review is 96.78 per cent., the extraction for the last quarter was 97.04 per cent.

### General

The trouble which existed in the refining of our precipitates, and referred to in our last report, has been completely overcome and our new process is enabling us to check satisfactorily with the Mint, the difference in assays during the twelve months' period being only 0.013 per cent.

## Young-Davidson Mines, Limited

The officers and directors of Young-Davidson Mines, Limited, are: Gideon Grant, president; C. G. Knott, vice-president; F. M. McKay, secretary-treasurer; Jacob A. Davidson, W. C. Young, Roy Driscoll, directors. The capitalization is \$3,000,000, in shares of \$1 par value.

The company owns a property in Powell township, district of Timiskaming, which is being operated under agreement by the Hollinger Consolidated Gold Mines, Limited. An account of the work done on the property appears on page 115 of this report. The mine address is Elk Lake.

## Young-Shannon Gold Mines, Limited

Young-Shannon Gold Mines, Limited, was incorporated in 1932, with an authorized capitalization of 3,000,000 shares of no par value. The officers and directors are: C. T. Young, president; S. J. Defoe, secretary; W. C. Huff, treasurer; and A. J. Bolton, director. The head office is at 1 Toronto Street, Toronto. The mine office is at Gogama.

The property includes a group of claims at Clam lake on the west boundary of Chester township, district of Sudbury. Work was suspended at this property in February, 1935, after a 2-compartment vertical shaft had been sunk to a depth of 100 feet, and 100 feet of lateral work done at that depth.

Work was then transferred to the property of the Martin Syndicate, consisting of a group of 25 claims at the north end of Three Duck lakes in Chester township, west of and adjoining the Gomak property. During the balance of the year about 600 feet of diamond-drilling was done, as well as surface trenching and pitting. Operations were carried on under a percentage of profits agreement.

An average of 4 men was employed during 1935, under the direction of C. T. Young.

## GRAPHITE

### Black Donald Graphite Company, Limited

The officers of the Black Donald Graphite Company, Limited, are: R. F. Bunting, president and manager; W. B. Bunting, vice-president; R. A. Telfer, secretary-treasurer.

The mine and refinery in Brougham township, Renfrew county, operated almost continuously during 1935. Graphite to the value of \$78,500 was produced.

An average of 9 men was employed in the mine, and 25 in the refinery. The mine address is Calabogie.

## GYPSUM

### Canadian Gypsum Company, Limited

The Canadian Gypsum Company, Limited, has a capitalization of \$300,000, divided into 3,000 shares of \$100 par value. The officers and directors of the company are: S. L. Avery, president; R. G. Bear, secretary-treasurer; O. M. Knode, C. F. Henning, Otis Wack, and J. E. MacLeish, directors. The head office is at 1221 Bay Street, Toronto. The head office officials are: B. S. Barns, agent and comptroller, and F. B. Gibbs, manager. Otis Wack, Windsor, N.S., is director of operations.

The company operates a gypsum mine and plant near Hagersville, in Oneida township, Haldimand county. All commercial gypsum products are produced at the plant, which includes a mill, wall board and block manufacturing buildings. During 1935 some 19,569 tons of rock were hoisted. An average of 53 men was employed. W. E. Allen, Hagersville, is superintendent.

The company also operates a quarry and lime plant at Guelph; a large gypsum quarry at Windsor, N.S.; a gypsum mill at Hillsborough, N.B.; a gypsum calcining mill at Iona, Cape Breton; and a winter gypsum storage depot at Deep Brook, N.S.

Associated with the company is the Gypsum Packet Company, Limited, operating four 7,000-ton freight and passenger steamers between Nova Scotia and United States ports.

### Gypsum, Lime and Alabastine, Canada, Limited

Gypsum, Lime and Alabastine, Canada, Limited, has a capitalization of 2,000,000 shares of no par value. The officers are: R. E. Haire, president and manager; S. H. J. Reid, secretary-treasurer; W. E. Armstrong, Henry Cockshutt, H. J. Haire, Jas. R. Inksater, G. H. Kranenberg, J. E. McConnell, R. S. McCurdy, N. L. Nathanson, W. C. Pitfield, and John F. Cameron, directors. The head office is at Paris, Ont.

The mine and mill at Caledonia, Seneca township, Haldimand county, was operated throughout the year. L. V. Robinson was superintendent, employing an average of 92 men.

There were hoisted 28,461 tons of rock. Of this, some 2,716 tons of crushed and fine-ground gypsum were sold, and the rest was manufactured into land-plaster, stucco, Paristone, Gyproc, dry Insulex, gypsum lath, and other building products.

In addition to the Caledonia mine, the company operates gypsum plants at Montreal, Winnipeg, Vancouver, and Calgary.

Lime plants are situated at Beachville, Elora, Hespeler, Milton, Limehouse, and Puslinch, Ont., and at St. Mark and Joliette, Que.

Quarries are operated at Mabou, N.S.; Gypsumville, Man.; and Salmon River, B.C. The alabastine plant is at Paris, Ont.

## MOLYBDENITE

### Phoenix Molybdenite Corporation, Limited

The Phoenix Molybdenite Corporation, Limited, has a capitalization of 1,000,000 shares of \$1 par value, of which 700,000 are issued. The property is in Bagot township, Renfrew county. The officers and directors are: F. L. Stinson, president and manager; E. A. Dempster, vice-president; W. G. Chipp, secretary-treasurer; Geo. Joynt and John Thomson, directors. The head office is at 710 Excelsior Life Building, Toronto. Work was started on May 17, 1935, and continued to the end of the year with an average force of 15 men. The mine address is Ashdad.

The following work was done during the year: drifting, 631 feet; cross-cutting, 422 feet; shaft-sinking, 65 feet; station, 12 by 12 by 12 feet; ore hoisted, 976 tons; waste hoisted, 2,974 tons.

## NICKEL AND COPPER

### Cuniptau Mines, Limited

Cuniptau Mines, Limited, has an authorized capital of 3,000,000 shares of \$1 par value, of which 2,500,000 shares have been issued. The property consists of 62 claims in Strathy township, district of Nipissing.

The officers of the company are: B. W. Watkins, president; A. L. Herbert, vice-president; W. G. Watkins, secretary-treasurer; Gordon McLaughlin and Ian MacLaren, directors. The Mining Research Corporation are consulting engineers. Geo. M. Lee is mine manager. The mine address is Goward. The head office is at 465 Bay Street, Toronto.

In January, 1935, a small quantity of ore was tested in the 50-ton blast furnace. During the rest of the year operations were confined to surface exploration, with an average force of 10 men.

In November funds were raised by the sale of treasury stock to enable the purchase of concentrating and converter equipment, and to carry on further underground work.

### Falconbridge Nickel Mines, Limited

The officers and directors of Falconbridge Nickel Mines, Limited, are: Thayer Lindsley, president; N. F. Parkinson, secretary-treasurer; Halstead Lindsley and J. G. Hardy, vice-presidents; W. S. Morlock, director. The authorized capital is 5,000,000 shares of no par value. The head office is at 25 King Street West, Toronto.

The company operates a nickel-copper mine, concentrator, and smelter in Sudbury district, and a refinery at Kristiansand, Norway. Ernest Craig is general superintendent of operations in the Sudbury district; J. R. Gill, assistant general superintendent; E. J. Martin, mine superintendent; R. C. Mott, concentrator superintendent; and M. J. Tamplin, smelter superintendent. During

1935 an average of 567 men was employed, of whom 185 were underground. The mine address is Falconbridge.

The following is an extract from the annual report of the company for the year ending December 31, 1935:—

As heretofore, interruptions to continuous operation were due entirely to necessary periodic repair campaigns in the single-unit smelting plant.

### Mine Development

Development footages attained during the year, and combined over all levels, distribute as tabulated below:—

Drifting and crosscutting (including slashing).....	feet	5,708
Raising (including slashing).....	feet	1,813
Ore passes (including slashing).....	feet	869
Fill passes (including slashing).....	feet	416
Box-holes.....		6
Diamond-drilling.....	feet	4,805
Station-cutting.....	cu. ft.	47,389
Loading station.....	cu. ft.	7,620
Shaft-sinking.....	feet	856

Practically all lateral work along the ore zone was confined to the 500- and 1,200-foot levels. On the former, an advance of 986 feet was made easterly in ore averaging 15.1 feet in width, though of slightly below mine average grade. This drive continues in ore at 1,600 feet from No. 5 shaft. On the 1,200-foot level, 153 feet and 807 feet were driven east and west, respectively, from No. 5 shaft in ore of mine average grade, with a mean width of 12.5 feet. Both these faces continue in ore.

No. 5 shaft was deepened 856 feet to a point slightly below the 1,400-foot level. Stations were established on the 200-, 325-, 1,200-, and 1,400-foot levels, and a loading station commenced at 1,350 feet. Stations for three levels between the 500- and 1,200-foot horizons are yet to be taken out. As the 1,200-foot level is a main haulageway, considerable work was carried out in anticipation of the large tonnage to be handled. A pump sump of sufficient size to accommodate a large volume of water is being excavated.

Steps were taken during the year to abandon the shrinkage method of mining and adopt the cut-and-fill system, with the conversion of active shrinkage stopes to the new practice. In preparation for this, as well as to back-fill the old stopes as they are emptied, a fill pass system was established near No. 1 shaft and two further series of passes were commenced, one located west of No. 1 shaft and the other east of No. 5 shaft. Ore passes were completed from the 350- to the 750-foot levels. At present, cut-and-fill stopes are yielding 25 per cent. of the ore hoisted, and this figure will be increased as the shrinkage reserves are drawn.

### Ore Reserves

Ore reserves, computed as at December 31, 1935, are tabulated hereunder:—

	Tons
Ore reserves as at December 31, 1934.....	2,960,238
Plus new ore added 1935.....	1,436,780
Total.....	4,397,018
Less: drawn during 1935.....	337,543
Total ore reserves (averaging 1.93 per cent. nickel and 0.91 per cent. copper), December 31, 1935.....	4,059,475

### Mining

The results of mining activities during the year are set out in the following table:—

BROKEN ORE IN STOPES	
	Tons
Balance December 31, 1934.....	509,742
Broken during 1935.....	170,196
Total.....	679,938
Less: hoisted from stopes during 1935.....	292,501
Broken ore reserves December 31, 1935.....	387,337

## ORE HOISTED

From stopes, 1935.....	292,601
From development, 1935.....	25,781
From concentrating dump, 1935.....	16,762
From development dump, 1935.....	2,399
Total ore to crushing plant, 1935.....	337,543

## Crushing, Sorting, and Transportation

From 337,543 tons of ore delivered to the crushing plant, 35,206 tons, or 10.4 per cent., of waste was eliminated by sorting. The balance, amounting to 302,337 tons, was transported over the aerial tramway to the treatment plant bins.

## Smelter

The reduction plant was in operation 346.93 days, or 95.3 per cent., of possible time. That the plant is being burdened beyond its limit is reflected in higher metallurgical losses as the result of slightly increased production.

Results of operation tabulate as below:—

Total ore treated.....	Short tons	302,510
Matte produced.....	10,029.50	
Nickel in matte produced.....	5,651.55	
Copper in matte produced.....	2,597.26	
Metals per ton of ore:		
Nickel.....	Pounds	40.97
Copper.....		19.71
Metallurgical losses per ton of ore:		
Nickel.....		3.43
Copper.....		2.54

## Construction

An extensive construction programme at No. 5 shaft embraced the erection of a steel head-frame, power-house with hoisting and compressor equipment, change-house with office accommodation for the mine staff, carpenter shop, combined drill-steel and repair shop, central heating plant and substation. All buildings are of steel and concrete-block construction with fireproof roofing. A substation was also erected at the property by the Hydro-Electric Power Commission, and 25-cycle power at 26,400 volts was being delivered before the end of the year. Standard-gauge track to the extent of almost 1½ miles was laid during the year to tie in the future ore and backfill handling system. Additional grinding, flotation, and thickening equipment was added in the concentrator.

Housing facilities were further increased by the erection of a number of dwellings. In addition, a spacious community hall was built for the use of employees and their families.

## Refinery

The refinery, which is located in Norway, operated very steadily throughout the year, keeping in step with the somewhat increased matte production. A certain amount of additions and alterations took place, which raised the total capacity of the plant, including capacity for custom matte, to 7,000 short tons of nickel annually, at which rate it occasionally operated.

Custom matte was received regularly at a rate of 1,000 long tons of nickel annually. The plant for separation of precious metals started delivery of gold, silver, platinum, and palladium. The quality was found satisfactory, and the marketing took place without difficulty. The quality of the nickel and copper was maintained to the satisfaction of the market at the high quality previously set.

For the year 1935, the amount of metals in matte received from the smelter, the refinery production, the metals in process, and metals in matte on hand at the end of the year is set out in the following table:—

	Nickel	Copper
	lbs.	lbs.
Metals in Falconbridge matte received, less refining losses.....	10,421,850	4,768,704
Produced in marketable form during the year.....	10,753,756	5,029,525
Metals in process of refining at end of year.....	2,260,586	427,043
Metals in matte on hand at end of year.....	715,864	319,041



### Marketing

This key factor in our business was favourable during the year and reached a peak in the third quarter. European exchange difficulties, of course, had their effect, as did the observance lately of "sanctions." At that, sales of nickel totalled 10,829,865 pounds and of copper 5,129,483 pounds, which closely parallels our year's production, and closed the year with little change in stocks. These continue to be lower than we would like to see, but should be reinforced by the steps now taken to increase production by the end of 1936. Forward bookings for 1936 deliveries are again higher than in prior years.

### International Nickel Company of Canada, Limited

The authorized capital of the International Nickel Company of Canada, Limited, consists of \$27,679,900 of preferred shares of \$100 and \$5 par value, and 15,000,000 shares of common stock of no par value.

The officers are: Charles Hayden, chairman of the board; Robert C. Stanley, president; John F. Thompson, vice-president; Paul D. Merica and John C. Nicholls, assistants to the president; James L. Ashley, secretary-treasurer.

The directors whose term expires in 1936 are: John P. Bickell, Hon. H. Cockshutt, Wm. N. Cromwell, D. Owen Evans, Sir Harry McGowan, R. H. McMaster, Wm. W. Mein, Rt. Hon. Lord Melchett, Paul D. Merica, Sir Robert Mond, Thomas Morrison, Seward Prosser, and Grant B. Shipley.

The directors whose term expires in 1937 are: James L. Ashley, John F. Dulles, Reg. Halladay, Charles Hayden, J. W. McConnell, R. S. McLaughlin, Britton Osler, J. A. Richardson, Robt. C. Stanley, Andrew V. Stout, John F. Thompson, and Rt. Hon. Lord Weir of Eastwood.

The executive office is at 67 Wall Street, New York, N.Y., and the general offices are at Copper Cliff, Ont.

This company and subsidiary companies operate hydro-electric power plants at High Falls, Big Eddy, Wabageshik, and Nairn Falls, Ont.; nickel-copper mines in Sudbury district, Ont.; smelters at Copper Cliff and Coniston, Ont.; refineries at Copper Cliff and Port Colborne, Ont., Acton, England, and Clydach, Wales; rolling mills at Birmingham, England, Huntington, W. Va., and Glasgow, Scotland; a colliery at Pontardawe, Wales; and a foundry at Bayonne, N.J.

The following information is extracted from the annual report of the company covering the year ending December 31, 1935:—

### General

The progressive improvement in your company's business, which started in May, 1932, continued throughout 1935. Total sales of nickel were in excess of those recorded during 1929, which formerly was the peak year in the history of the nickel industry, and consumption was well diversified geographically and industrially. New sales records were achieved, not alone for nickel but for copper and the platinum metals as well.

During the year operations at mines and plants were conducted without interruption, and output was increased in order to meet the growing demand for your company's products. As a result of these activities pay-rolls increased in all plants, and unemployment was reduced in Sudbury district as well as in the town of Port Colborne, where your Canadian nickel refinery is located.

Attention is called to the redemption of outstanding debentures and to the acquisition of the minority interest in the Ontario Refining Company, Limited. The former transaction, by eliminating all funded debt, leaves your company and its subsidiaries in an entirely unencumbered financial position; and the latter gives your company full ownership in the copper-refining enterprise which was organized in 1929 primarily to refine your company's copper.

A net profit of \$26,086,527.47 was realized after all charges, including provision for taxes, depreciation, mine depletion, and other purposes. After payment of preferred dividends of \$1,933,898.75, there remained \$24,152,628.72, or \$1.65 per share of common stock. Cash on hand of \$30,473,311.32 indicates a strong financial position, which is now more than ever necessary to assure at all times adequate production facilities and a continuation of aggressive market development to meet the exigencies of expanding business.

There follows a classified digest of essential facts concerning your company's varied activities during the year under review.

### Sales

Your company's sales of nickel in all forms, including nickel in alloys, amounted to 129,850,207 pounds, comparable with 91,459,554 pounds in 1934, an increase of 42 per cent. Sales of nickel in products of the Port Colborne and Clydach refineries amounted to 105,620,318 pounds, comparable with 73,964,621 pounds in 1934, an increase of 43 per cent. Sales of nickel in products of the Copper Cliff smelter amounted to 4,085,570 pounds, comparable with 1,357,008 pounds. Sales of nickel in products of the rolling mills at Birmingham, Glasgow, and Huntington, and of the foundry at Bayonne, totalled 20,144,319 pounds, comparable with 16,137,925 pounds, an increase of 25 per cent.

Sales of Monel metal, a nickel alloy made direct from Creighton ore, totalled 13,411,624 pounds, comparable with 10,763,821 pounds in 1934, an increase of 25 per cent.; sales of pure rolled nickel were 9,339,595 pounds, comparable with 7,469,914 pounds, an increase of 25 per cent., and sales of Inconel increased from 428,605 pounds to 609,632 pounds, or 42 per cent.

Sales of copper increased from 194,870,682 pounds in 1934 to 233,003,392 pounds, or 20 per cent.

Gold sales were 69,944 ounces, comparable with 74,375 ounces in 1934; silver sales were 3,160,222 ounces, comparable with 1,006,808 ounces; and sales of the platinum metals were 128,874 ounces, comparable with 124,424 ounces. Sales of selenium were 72,616 pounds, comparable with 73,516 pounds in 1934; and sales of tellurium increased from 1,110 pounds to 9,987 pounds.

### Mines

During 1935 a total of 3,382,409 tons of ore was mined and shipped to the smelters at Copper Cliff and Coniston. All of this ore was extracted from the Frood and Creighton properties, which were operated continuously throughout the year. The Frood mine furnished 2,875,599 tons, and the Creighton mine 506,810 tons.

Development work in the Frood was carried on at a rate to conform to ore requirements. The advance of shafts, drifts, and crosscuts, raises, winzes, and box-holes for the year was 16,012 feet, bringing the total development footage in this mine to 183,211. There are now available for production 103 stopes and 16 pillar stopes, having respectively a daily capacity of 125 tons and 55 tons each.

In the Creighton mine development work was advanced 9,200 feet. Good progress was made in shaft-sinking and surface-plant construction. It is expected that this undertaking will be completed during the current year and that ore from this development will be available in 1937. The new shaft, 16 feet by 28 feet in cross-section, is being sunk to a depth of 4,200 feet and will be served by a hoist capable of handling 4,000 tons of ore per day.

By replacing mild steel skips with lighter skips made from nickel steel, the hoisting capacity at the Frood and Creighton mines has been increased approximately 15 per cent.

### Smelters

The concentrator treated 2,584,666 tons of ore, the largest tonnage handled since this plant was built. Further improvements in metallurgy were effected, and from the standpoint of efficiencies and recoveries results were the most gratifying thus far attained. Milling was increased to 8,000 tons per day, and it is planned to expand capacity to 11,000 tons per day during the current year. Results have further shown the value of research experimentation, and work of this character will be intensified when the new research laboratory is completed.

At the Copper Cliff smelter there were produced 118,016 tons of bessemer matte and 121,574 tons of blister copper. All of the reverberatory furnaces, five in number, and all twelve converters, were in use from February until the end of the year. Operating results were satisfactory in respect to tonnage of ore smelted, fuel consumption, and slag losses. The Orford process department was operated throughout the year with improvement in costs, partly due to the increased tonnage of bessemer matte consumed.

The Coniston smelter, with the exception of the month of July, ran continuously with four blast furnaces and five converters in operation. Ore to the amount of 790,351 tons was processed, and 54,248 tons of bessemer matte produced. Plant practice was efficient as reflected in the higher percentage recovery of metal from ore smelted.

### Hydro-Electric Plants

Your company's hydro-electric power plants are in good condition, and the capital expenditures thereon during the year were comparatively small. All of the plants are fully equipped and were operated throughout the year to the extent of the available water supply. Power purchases from the Hydro-Electric Power Commission of Ontario, including the requirements of the Port Colborne nickel refinery, totalled \$759,906.07.

### Refineries

*Port Colborne Nickel Refinery.*—Increased demand for nickel necessitated operating the electrolytic plant at capacity for the first time since additional units were installed in 1929. The year began with six circuits in service, to which were added during the year the three reserve circuits, this bringing the refinery to maximum output. There was produced 80,381,532 pounds

of nickel in all forms. Continuous research and experimentation have resulted in many minor process improvements through which improved quality of product and lower costs have been attained.

*Ontario Refining Company, Limited.*—There was a substantial increase in the tonnage of blister copper treated at this refinery, and plant output and copper shipments increased correspondingly. Refined copper production was 109,966 tons, comparable with 95,558 tons in 1934. Shipments of refined copper were 107,032 tons, comparable with 97,292 tons in 1934.

A new selenium plant was completed and put into operation in March, 1935, thus enabling your company to produce a substantially larger quantity of this metal. In order to eliminate silver losses and to further increase recovery of selenium a Cottrell electrical precipitator was installed and has shown satisfactory results. A plant to produce "single" and "double" nickel salts for the Canadian market was authorized in 1935 and is now completed and in operation.

An electric furnace installation for producing high-quality copper wire-bars and other shapes, authorized in 1935, will be put in operation during the current year. Research work was continued in all departments. Many improvements have resulted, and in consequence cost has been lowered and quality bettered.

Your company purchased for \$1,175,000 the 10 per cent. minority capital stock of the Ontario Refining Company, Limited, and the latter is now a wholly owned subsidiary.

### Ore Reserves

Proved ore reserves at December 31, 1935, were 205,590,592 tons. Additional ore proved during the year amounted to 4,573,538 tons.

### Outlook

International use of nickel for industrial purposes is essentially dependent upon assured source of supply, prompt deliveries, and price schedules advantageous to consumer and producer alike. Furthermore, it is necessary at all times, while avoiding undue expansion, to maintain reserve productive capacity and adequate stocks of metal. In furtherance of this policy your plants in Canada and Great Britain are being enlarged with due regard to balanced operations from mine to market.

Sales and development activities, now world-wide in scope, have been augmented as new uses for your metals have been found. The potential field of application for nickel is extensive and in a large measure still unexplored.

The trend of consumption has been upward for nearly four years and more nickel is being used currently than ever before. It is not unreasonable to assume that with a continuation of your company's established methods this upward trend will continue as world trade improves.

### Employees

The total number of employees at the year end was 12,452, distributed as follows: Canada 8,117, Great Britain 2,990, United States 1,293, other countries 52. Employees on December 31, 1934, numbered 9,154. The increase, amounting to 36 per cent., was due to the increased scale of operations and to the construction work in progress in Canada and Great Britain.

During 1935 an average of 1,894 men was employed at Copper Cliff, 456 at Coniston, 2,243 at Frood, and 883 at Creighton. Of these, an average of 1,835 was employed underground at Frood, and 552 at Creighton.

Donald MacAskill is general manager; R. D. Parker, general superintendent; H. J. Mutz, superintendent of mines; S. J. Kidder, superintendent of the Creighton mine; F. J. Eager, superintendent of the Frood mine.

### Van Nickel Mines, Limited

In January, 1935, the name of Delta Metals, Limited, was changed to Van Nickel Mines, Limited. It has an authorized capitalization of 4,000,000 shares of \$1 par value. Wm. Spears is president, and Dr. W. R. Naylor, vice-president. The head office is at 43 Victoria Street, Toronto.

In March work was started on the property of the Delta Mines Syndicate, located about 5 miles northwest of Worthington in Drury township, district of Sudbury.

In August a 2-compartment vertical shaft was started. Sinking was suspended at the end of September at a depth of 65 feet, and surface work done for the balance of the year.

The plant installed included a 55 h.p. boiler, an 8- by 10-inch steam hoist, and a 200-cubic-foot compressor, which was replaced by a 1,000-cubic-foot compressor after sinking was suspended. Buildings erected included a powerhouse, magazine, and cap-house. A bunk-house, cookery, office, blacksmith shop, and assay office had been erected in previous years.

An average of 12 men was employed during the year, under the direction of W. F. Taylor. The mine address is Worthington.

## PEAT

### Caledon Peat Company

A few miles south of Orangeville, in lot 27, concession I, Caledon township, Peel county, the Caledon Peat Company produced from 100 to 150 tons of peat fuel, which sold at approximately \$10.00 per ton. The work was done under the direction of C. H. Burbidge and J. Pollock, Brampton.

The deposit is quite small, only 3 to 4 acres. The peat ranges from 4 to 5 feet in thickness with a few inches of humus and grass covering it. The actual operation consisted in cutting the peat out in blocks and spreading it on the ground to dry.

In quality the peat fuel is fairly good, having a low ash and good heating content. The operation ceased in the fall of 1935.

### H. L. Hodgkins and Son

At a peat operation near the Forks Road, 5 miles from the village of Wainfleet, Wainfleet township, Welland county, 75 tons of peat fuel was produced and sold in the neighbouring towns. The fuel sold for \$7.00 per ton at the bog, and \$8.00 per ton delivered. The operators are H. L. Hodgkins and Son, R.R. 2., St. Ann's.

The peat is about 5½ feet thick. The upper 1½ feet is a mossy peat, which is sold to the nurseries for packing trees and shrubs; the lower 4 feet is a fair quality peat, rather high in ash.

The raw peat is processed in a manner similar to the Leasa operation near Stratford. The raw material is fed into a rebuilt clay pug mill, mixed, caught on drying racks, and placed in the open to dry. In all, about 7 men were employed for the greater part of the summer months.

### Wm. Leasa

The largest peat operation in the province for the past year is located in lot 11, concession X, Ellice township, county of Perth, some seven miles north of Stratford. The operator is Wm. Leasa, Milverton.

The deposit is 1,200 acres in size. The area is wooded around the margin with small poplar, and in the centre, grasses and small shrubs are abundant. The thickness of peat utilized for peat fuel is only one foot.

The peat fuel is prepared by passing the raw peat through a clay pug mill, in which the peat is mixed to a soft plastic pulp. By means of a force feed the soft pulped peat is extruded from shaping mouthpieces on to drying racks. When only partially dry, the peat blocks are taken off the racks and placed in a drying shed.

During the summer of 1935 between 550 and 800 tons of peat fuel was produced and sold at \$7.00 per ton, delivered. The quality of the fuel is fairly good, having a high heating content, but also high in ash.

## Northern Peat Company

The Northern Peat Company, under the direction of W. B. Brewer, Timmins, produced and sold in Timmins 100 to 150 tons of machine-made peat fuel at approximately \$9.75 per ton delivered, or 18 cents per bushel.

The deposit is located  $5\frac{1}{2}$  miles west of Timmins in lot 8, concession III, Mountjoy township, district of Cochrane, and is estimated to contain at least 100,000 tons of peat. The thickness varies from a few inches at the margins to over 20 feet in the central zone.

In much the same manner as the Leasa and Hodgkins peat operations, raw peat is cut and broken down by knives rotating in opposite directions. The pulped peat then passes through extruders on to racks and is dried.

During 1936 the operator will try out new methods of handling both the raw and pulped peat. Handling of the raw peat is a very important factor, since seven to nine tons of raw peat are required to make one ton of salable peat fuel.

## G. Runke and Sons

G. Runke and Sons, 115 Cameron Street, Kitchener, produced and sold about 115 tons of peat fuel from a small bog, 20 acres in extent, situated in the upper part of the German tract, lot 55, Waterloo township, Waterloo county. The fuel sold readily in Kitchener, and according to the operators many times the quantity produced in 1935 can be sold in the area surrounding the deposit.

The thickness of peat that is used for peat fuel runs from  $1\frac{1}{2}$  feet to 2 feet. Approximately 8 inches of moss, covered by grass and small shrubs, overlies the peat. The quality is excellent, being low in ash and high in heating value.

The processing is carried on with a rebuilt brick press, which produces a very solid peat fuel, which sells at \$7.00 per ton, delivered in Kitchener.

From 7 to 10 men were employed for the greater part of the summer.

## RADIUM

### Canada Radium Mines, Limited

Canada Radium Mines, Limited, has a capitalization of 2,500,000 shares of no par value, of which 1,561,037 shares have been issued. The property consists of 750 acres in Cardiff township, Haliburton county. The officers and directors are: K. W. Wright, president; I. L. Fletcher, secretary-treasurer; Frank Austin, managing director; A. Arthur, Geo. F. McCandless, E. W. Austin, and John G. Cole, directors. H. L. McClelland is consulting engineer. The head office is at 244 Bay Street, Toronto. The mine address is Cheddar.

The shaft has been sunk to a depth of 388 feet, with levels at 125, 250, and 365 feet. Approximately 1,200 feet of lateral work has been done.

About 15 men are employed at the mine.

## SILVER AND COBALT

### Bellorain Mines, Limited

Bellorain Mines, Limited, has an authorized capitalization of 1,000,000 shares of no par value. M. Lebovitz, Cobalt, is president; and Max Kaplan, Kirkland Lake, is secretary-treasurer. The address is Box 206, Cobalt.

The company acquired the old Bellellen property in South Lorrain township, district of Timiskaming. Previous operators had sunk a shaft to a depth of 400 feet and done considerable lateral work.

The present owners operated from July 15 to November 10, 1935, employing an average of 24 men. Some 77 feet of diamond-drilling was done; ore hoisted amounted to 39.5 tons; and shipments of ore, having a value of \$1,687 in silver and \$3,067 in cobalt, were made.

### **Cobalt Properties, Limited**

Cobalt Properties, Limited, is capitalized at \$25,000, in shares of \$1 par value. The officers are: Ambrose Murphy, president; Arthur Brocklebank, managing director; T. Wainwright, vice-president; H. E. Tomney, secretary-treasurer; Agnes Reid, director. The head office is at Cobalt.

The company owns the following properties in the township of Coleman, district of Timiskaming: Coniagas, Mining Corporation, Right of Way, McKinley-Darragh-Savage, and Cobalt Townsite.

During the year 74 feet of drifting was done and 854 tons of ore were hoisted, from which 279,414 ounces of silver were produced. An average of 72 men was employed.

### **Cobnor Silver Mines, Limited**

Cobnor Silver Mines, Limited, owns one claim of 40 acres in the township of Bucke, district of Timiskaming. The company is capitalized at 750,000 shares of no par value. The officers and directors are: M. King, president; Norman D. Johnston, vice-president; C. B. Munday, secretary-treasurer; Percy Luscombe, managing director; Edmund Eaves and Edward Smith, directors. H. F. Fancy is mine manager. An average of 20 men is employed.

The property was reopened on September 9, 1935, and the following work was done to the end of the year: drifting, 485 feet; crosscutting, 20 feet; ore hoisted, 900 tons; waste hoisted, 900 tons. About 20 tons of cobalt ore was shipped. The mine address is Cobalt.

### **Comet Leasing Company**

Jas. H. Price and Bruce Williams, of Kirkland Lake, leased the Drummond mine in Coleman township, district of Timiskaming, under the name of the Comet Leasing Company.

Two men were employed throughout the year. Shipments totalling 23,010 ounces of silver, valued at \$14,862, were made.

### **Dean and Downey**

J. C. Dean and Ralph Downey, of Cobalt, leased the surface at the Wettlaufer mine in South Lorrain township, district of Timiskaming, and employed 3 men from April 24 to September 24 in picking over the dumps.

From 135 tons of ore shipped, a recovery of 6,538 ounces of silver, valued at \$4,309.00, was obtained.

### **Hudson Bay Mines, Limited**

The property owned by Hudson Bay Mines, Limited, in Coleman township, district of Timiskaming, was leased to several operators during 1935.

Shipments of ore yielded a total of 1,527 ounces of silver, valued at \$774. The company's address is Box 700, New Liskeard.

### George Martin

The Crown Reserve mine in Coleman township, district of Timiskaming, was leased to George Martin, of Cobalt.

Three men were employed from May 1 to December 31 sorting ore from the dumps, and 4 men were employed in the mill from June to October.

Shipments amounting to 10,551 ounces of silver, valued at \$6,208, were made.

### H. G. Miller

H. G. Miller, Silver Centre, leased the dumps on the Canadian Lorrain property, in South Lorrain township, district of Timiskaming, and employed three men during part of October and November picking over the rock in the dumps. A recovery of 812 ounces of silver, valued at \$357, was obtained from 16 tons of ore shipped.

Mr. Miller also leased the Keeley mine in South Lorrain township and employed four men from May to November to pick over the dumps. Shipments from this property yielded 2,412 ounces of silver, having a value of \$1,226.

### A. G. Morgenthalor

A. G. Morgenthalor, 2108 South Second Street, Philadelphia, Pa., acquired the old Beaver mine in Coleman township, district of Timiskaming. The property was operated throughout the year, with an average force of 8 men.

Development work amounted to 112 feet of winze-sinking, 180 feet of drifting, and 30 feet of crosscutting. About 305 tons of ore were hoisted, which yielded 51,771 ounces of silver, valued at \$31,770.

### Morrison Mines, Limited

Morrison Mines, Limited, has a capitalization of \$3,000,000, in shares of \$1 par value. The officers and directors are: Horace F. Strong, president and manager; H. D. Fripp, vice-president; Jas. F. Cunningham, secretary-treasurer; W. W. Robinson and Jos. Montgomery, directors. The head office is at 165 Sparks Street, Ottawa.

The property consists of two claims, T.C. 204 and 205, in Nicol township, district of Timiskaming.

Operations at the mine were resumed in June, 1935, after a period of idleness since December, 1930. The shaft was sunk an additional 162 feet, and new levels were established at 500 and 575 feet. The following table shows the work done on these levels:—

	500-foot level	575-foot level
	feet	feet
Drifting.....	192	44
Crosscutting.....	120	86
Raising.....	66	.....

About 700 tons of ore and 3,800 tons of waste rock were hoisted. Production amounted to 28,526 ounces of silver.

An office and an addition to the shaft-house were built. Operations ceased at the end of the year, during which an average of 18 men was employed.

### Mosher, Richardson, and Lafrange

I. E. Mosher and associates, of Cobalt, leased the Buffalo mine in Coleman township, district of Timiskaming, and made a clean-up of the mill from June 10 to October 12, 1935.

Some 46 tons of residues and precipitates, having a silver content of 5,597 ounces, valued at \$3,582, were sold to Noranda Mines, Limited.

### Nipissing Mining Company, Limited

Nipissing Mines Company, Limited, has a capital of 1,200,000 shares of \$5 par value. The directors of the company are: E. P. Earle, president and treasurer; Alexander Fasken, vice-president and secretary; Richard T. Greene, Dr. F. R. Bennetto, C. W. Nichols, Halstead Lindsley, and Hugh Park, directors. The head office is at the Excelsior Life Building, Toronto, and the New York office is at 165 Broadway.

The operating company is the Nipissing Mining Company, Limited, with a capital of 2,500 shares of \$100 par value. The officers and directors of the company are: Alexander Fasken, president and secretary; E. P. Earle, vice-president and treasurer; Richard T. Greene, C. W. Nichols, Dr. F. R. Bennetto, Halstead Lindsley, and Hugh Park, directors. Hugh Park, Cobalt, is general manager.

Mining operations at the property in Coleman township, district of Timiskaming, consisted principally of the extraction of cobalt ore at No. 81 shaft. An average of 38 men was employed, some in mining work and some on surface, in connection with shipping residue and general clean-up.

The following is an extract from the general manager's report for the year ending December 31, 1935:—

Operations at the Cobalt property were of the same nature as in the previous year, consisting largely of mining cobalt ore, shipping cobalt-nickel-arsenic residues, and recovering silver clean-up from various parts of the property, all operations showing a profit. Total shipments amounted to 4,380 tons, as against 1,692 tons in 1934. There was an increased demand and higher prices for cobalt, with the result that shipments of residue were 1,000 tons greater than in 1934.

The following shipments were made during the year:—

	Tons	Ounces silver
Fine bullion.....	39.75	1,158,985.50
Clean-up.....	552.32	57,800.22
Leasers' ore.....	1,884.39	90,883.58
Residue.....	1,615.13	112,673.43
Cobalt ore.....	288.49	.....
Total.....	4,380.08	1,420,342.73

There was considerable variation in the price of silver, the variations at times being extreme from day to day, with comparatively long periods of more or less constant quotations. The year opened at 55 cents; a low of 53½ cents was recorded on February 1; a high of \$1 cents on April 26; the average for the year was 64.27 cents, closing at 49¾ cents. During most of February and March of 1936 the price has been fairly constant at 44¾ cents.

The stock of refined bullion held in storage at Cobalt was sold in December at varying prices, averaging 62 cents per ounce. This silver was held during the severe decreases during the past three or four years, including the low of 24¼ cents in 1932.

There still remains some indeterminate amounts of cobalt and silver in scattered surface workings and in dumps, which might be profitably concentrated if prices for both metals remain at their present levels.

Some ore was also obtained on the property by leasers. The recovery in given in the company's table of shipments above.



## M. J. O'Brien, Limited

### Cross Lake Mine

The Cross Lake mine in Coleman township, district of Timiskaming, is owned and operated by M. J. O'Brien, Limited. J. G. Dickenson is general manager, and W. A. O'Flynn is manager. About 105 men are employed. The mine address is Cobalt.

The following development work was done in 1935: drifting and cross-cutting, 4,585 feet; raising, 446 feet; sinking, 10 feet.

The following table shows the ore hoisted and milled in 1934:—

	Tons
Total tons broken.....	44,597
Ore hoisted.....	25,860
Waste hoisted.....	16,553
Ore milled.....	25,863
Custom ore milled.....	4,649

The silver recovered amounted to 1,036,643 ounces, of which 138,783 ounces was from custom ore. There were shipped:—

Cobalt.....	lbs.	60,545
Copper.....	lbs.	35,969
Lead.....	lbs.	13,136
Gold.....	ounces	6.7

### Miller Lake O'Brien Mine

The Miller Lake O'Brien mine, Nicol township, district of Timiskaming, is owned and operated by M. J. O'Brien, Limited. J. G. Dickenson is general manager and H. G. Kennedy is manager. The mine address is O'Brien. The average number of men employed was 95.

The 1934 report is as follows:—

	Feet
Drifting.....	1,871
Crosscutting.....	963
Raising.....	24
Sinking.....	56
	Tons
Ore stoped.....	18,918
Ore and waste broken.....	28,375
Ore hoisted.....	20,691
Waste hoisted.....	7,559

## J. C. O'Donald

In 1935, J. C. O'Donald, Cobalt, leased the old Silver Queen mine in Coleman township, district of Timiskaming, for three years.

During the year a shaft was sunk 64 feet and a shaft-house, machine shop, and dry were built.

About 60 tons of low-grade ore was hoisted, and 500 tons of waste. The production for the year amounted to \$1,269 in silver and cobalt. An average of 12 men was employed under Mr. O'Donald's supervision. The post office address is Box 286, Cobalt.

## C. W. Price

The Foster mine in Coleman township, district of Timiskaming, was operated under lease by C. W. Price, Cobalt, who employed 2 men. Shipments of ore yielded 1,591 ounces of silver, having a value of \$969, and cobalt to the value of \$130.

### Rowe and Stuckey

Alfred Rowe and Charles Stuckey, of Cobalt, leased the surface and dumps of the Frontier mine, in South Lorrain township, district of Timiskaming, during 1935. Shipments of silver ore and mill rock yielded 14,000 ounces of silver and 13,000 pounds of cobalt.

### Sandoe and Moyle

The Temiskaming mine in Coleman township, district of Timiskaming, was leased to Richard Sandoe and H. Moyle, of Cobalt.

Production amounted to 10,246 ounces of silver, valued at \$6,660, and 12,844 pounds of nickel-cobalt ore, valued at \$534.

### Silver Cliff Syndicate

R. H. Lyman leased the old Silver Cliff mine in Coleman township, district of Timiskaming, in April, 1935, and operated it as lessee until August. From then until November 26 he operated as manager for the Silver Cliff Syndicate. Mr. Lyman died on November 30.

During these operations there were sent to the O'Brien mill 694 tons of ore, which yielded 19,404 ounces of silver, valued at \$11,836.

### Silverado Gowganda Mines, Limited

Silverado Gowganda Mines, Limited, held under lease nine claims in the Gowganda area, Leith township, district of Timiskaming. F. E. Forster, 347 Bay Street, Toronto, is secretary of the company.

Work was started on May 15, 1935, and continued until December 1, an average force of 20 men being employed. About 387 feet of drifting and 78 feet of crosscutting were done.

### Donald E. Sirola

Donald E. Sirola, Kirkland Lake, operated the Colonial mine in Coleman township, district of Timiskaming, under lease, from June to December 31, 1935. Production amounted to 11,860 fine ounces of silver and 669 pounds of cobalt.

An average of 7 men was employed.

### Smith Cobalt Mines, Limited

Smith Cobalt Mines, Limited, has a capitalization of 4,000,000 shares of \$1 par value. The officers and directors are: W. H. Smith, president; A. A. Amos and E. F. Armstrong, vice-presidents; A. Kelso Roberts, secretary-treasurer; R. D. Hoffman, director. The head office and mine office are at Cobalt. The secretary's office is at 320 Bay Street, Toronto.

The property is in Coleman township, district of Timiskaming, east of Cross lake. Operations were carried on from May to December 31, 1935, an average of 21 men being employed. The following work was done:—

Level	Winze-sinking	Station-cutting	Drifting and cross-cutting	Raising	Stoping
450-foot.....	feet 17	cu. ft. 3,259	feet 931	feet 19	cu. ft. 1,508
500-foot.....	59	520	365	.....	.....

About 9,570 pounds of cobalt ore was shipped. The late G. S. Scott was manager until August, and was succeeded by D. G. Russell.

### A. Wood

The old mill of the Dominion Reduction Company, at Cobalt, was leased to A. Wood. Two men were employed from July 5 to November 10 in making a clean-up of the plant. Screenings from the mill site yielded 10,694 ounces of silver, valued at \$4,307, and 165 ounces of gold, valued at \$5,198. This mill at one time treated high-grade gold ores from several Ontario properties.

### TALC

#### Canada Talc Company, Limited

The mine and mill of the Canada Talc Company, Limited, at Madoc, Huntingdon township, Hastings county, were operated throughout the year with an average force of 18 men. The officers and directors of the company are: W. S. Morden, president; E. S. James, vice-president; Roy Taylor, Madoc, secretary and manager. The company owns 50 acres. The capitalization is \$50,000.

During 1935, 250 feet of shaft-sinking and 850 feet of drifting were done. Ore hoisted and milled amounted to 6,379 tons.

#### Geo. H. Gillespie Company, Limited

The officers and directors of the Geo. H. Gillespie Company, Limited, are: Geo. H. Gillespie, president; M. H. Ludwig, secretary-treasurer; Alexander Longwell, director. The head office and mine office are at Madoc.

The property, which is called the Henderson mine, consists of 400 acres in Huntingdon township, Hastings county.

The production for 1935 was 7,330 tons mined and milled. I. Ashley is manager. About 12 men were employed in 1935.

### METALLURGICAL WORKS

#### Algoma Steel Corporation, Limited

During 1935 only one blast furnace was operated by the Algoma Steel Corporation, Limited, located at Sault Ste. Marie. No. 4 furnace was in blast from February 8 to December 31, and produced a total of 119,394 gross tons of iron.

Jas. H. Bell was blast furnace superintendent.

#### Canadian Furnace Company, Limited

The Canadian Furnace Company, Limited, at Port Colborne, operated the furnace from January 1 to February 1, and from June 20 to December 31, in 1935. The production for the year was as follows:—

	Gross tons
Pig iron.....	64,484
Spiegeleisen.....	8,937
Total.....	73,421

The officers of the company are: Frank B. Baird, Buffalo, N.Y., president; Richard C. Yates, Port Colborne, vice-president and manager; Frederick C. Slee, Buffalo, N.Y., secretary. W. J. Higgins, Port Colborne, is superintendent. The average number of men employed during 1935 was 102.

### Canadian Industries, Limited

During 1935 the plant of Canadian Industries, Limited, located at Copper Cliff, was in continuous operation.

The three 50-ton-per-day sulphuric acid units were operated to capacity. These units manufacture the acid from converter gases produced at the smelter of the International Nickel Company. The oleum unit was also operated to capacity. The nitre-cake unit, in which sodium sulphate is treated with sulphuric acid to produce nitre cake, used in the Orford process of separating nickel from copper, was operated at about 70 per cent. of capacity.

An average of 46 men was employed. E. Jordon was plant manager.

### Deloro Smelting and Refining Company, Limited

The blast furnace at the plant of the Deloro Smelting and Refining Company, Limited, operated for short periods during each quarter in 1935. Silver production amounted to 2,090,737 ounces. Arsenic and cobalt products, including stellite, were also produced.

The officers of the company are: M. J. O'Brien, chairman of the board; J. A. O'Brien, president; S. F. Kirkpatrick, vice-president and managing director; S. B. Wright, general manager; F. A. Bapty, secretary-treasurer; R. A. Elliott, works superintendent.

### International Nickel Company of Canada, Limited

The refinery of the International Nickel Company of Canada, Limited, at Port Colborne was operated continuously throughout the year. An account of the operations appears on page 178 of this report.

### Ontario Refining Company, Limited

The copper refinery of the Ontario Refining Company, Limited, situated at Copper Cliff, was operated continuously during 1935. Operations were increased from 85 per cent. of the rated capacity of the plant at the first of the year to about 95 per cent. at the end of 1935.

By-product departments were further expanded. A new selenium recovery plant was built and put in operation in March. A Cottrell unit was being installed at the end of the year to reduce the dust losses in the by-product departments.

The refinery operated chiefly on blister copper from the smelter of the International Nickel Company, although several lots of gold ores, gold-bearing slags, and mattes from various Canadian mines were treated during the year.

An average of 547 men was employed, in comparison with 462 in 1934. F. Benard was plant manager.

### Steel Company of Canada, Limited

The Steel Company of Canada, Limited, operated "B" furnace for 365 days, with a production of 208,230 gross tons of pig iron. The average number of men employed was 87. R. A. Gillies is blast furnace superintendent.

The officers of the company are: Charles S. Wilcox, chairman of the board; R. H. McMaster, president; H. M. Jaquays and H. T. Diplock, vice-presidents; H. H. Champ, vice-president and treasurer; H. S. Alexander, secretary; S. E. Le Brocq, comptroller. The address is Hamilton.

---

# MINING ACCIDENTS IN 1935

Chief Inspector of Mines, D. G. Sinclair, Toronto; Inspectors, E. B. Weir, Timmins; E. C. Keeley, Kirkland Lake; D. F. Cooper, Sudbury; A. R. Webster, Toronto.

## Accidents during 1935

During the year 1935 at the mines, metallurgical works, quarries, and clay, sand, and gravel pits regulated by *The Mining Act*, there were 2,079 accidents to employees reported to the Department of Mines up to January 16, 1936. Thirty-five fatalities arising out of 31 separate accidents were reported.

These returns represent an increase of 134 in the total number of accidents and an increase of 1 in the number of fatalities recorded over the preceding year.

The report shows a fatality rate of 1.52 men killed per thousand men employed, which is a decrease of 0.13 from the rate for the preceding year and 1.09 per thousand lower than the average for the past twenty-five years.

There were 90 non-fatal accidents per thousand men employed, which is a decrease of 3 per thousand from the rate for 1934.

The percentage of non-fatal accidents followed by infection increased from 7.1 in 1934 to 7.4 in 1935.

## Fatal Accidents

A comparison of fatal accidents for the past five years is given below:—

Distribution	1931	1932	1933	1934	1935
Mines, underground.....	21	17	20	23	25
Mines, surface.....	8	0	1	2	2
Metallurgical works.....	1	1	1	5	3
Quarries.....	2	1	0	1	0
Clay, sand, and gravel pits.....	4	4	2	2	1
<b>Total.....</b>	<b>36</b>	<b>23</b>	<b>24</b>	<b>33</b>	<b>31</b>

By months the fatal accidents occurred as follows:—

Month	No. accidents	No. men killed
January.....	4	4
February.....	1	1
March.....	1	2
April.....	1	1
May.....	0	0
June.....	3	5
July.....	4	4
August.....	5	5
September.....	5	5
October.....	4	5
November.....	2	2
December.....	1	1
<b>Total.....</b>	<b>31</b>	<b>35</b>

Classifying the fatalities according to industries gives the following:—

Gold mines.....	23
Nickel mines.....	8
Silver mines.....	0
Talc mines.....	0
Metallurgical works.....	3
Quarries.....	0
Sand, gravel, and clay pits.....	1
<b>Total.....</b>	<b>35</b>

## ANALYSIS OF FATALITIES AT MINES, 1931-1935

Cause	1931	1932	1933	1934	1935
	per cent.	per cent.	per cent.	per cent.	per cent.
Fall of ground.....	31	21	23	31	45
Run of ore or rock.....	3.5	5.3	9	8	6.5
Shaft accidents.....	17.2	15.8	9	8	10
Explosives.....	6.9	31.6	9	18	16
Miscellaneous, underground.....	13.8	26.3	45	27	16
Surface.....	27.6	.....	5	8	6.5

TABLE OF FATAL ACCIDENTS IN MINES, METALLURGICAL WORKS, QUARRIES, AND GRAVEL, SAND, AND CLAY PITS, 1911-1935

Year	Persons killed at metallurgical works and mines	Persons employed at metallurgical works and producing mines	Persons employed at non-producing mines (estimated)	Total persons employed	Fatal accidents per 1,000 employed
1911.....	49	12,543	2,000	14,543	3.37
1912.....	43	13,108	2,000	15,108	2.84
1913.....	64	14,293	2,000	16,293	3.93
1914.....	58	14,361	1,500	15,861	3.6
1915.....	22	13,114	1,500	14,614	1.51
1916.....	51	14,624	2,000	16,624	3.07
1917.....	36	16,791	1,000	17,791	2.02
1918.....	32	14,726	500	15,226	2.1
1919.....	39	11,926	1,000	12,926	3
1920.....	29	10,486	1,000	11,486	2.61
1921.....	24	8,436	1,000	9,436	2.54
1922.....	30	9,500	1,500	11,000	2.72
1923.....	30	10,500	1,500	12,000	2.5
1924.....	40	11,000	1,500	12,500	3.2
1925.....	42	11,500	1,500	13,000	3.23
1926.....	32	11,500	1,500	13,000	2.46
1927.....	33	13,311	2,000	15,311	2.1
1928.....	85	15,787	2,000	17,787	4.76
1929.....	55	17,145	1,849	18,994	2.89
1930.....	56	18,217	317	18,534	3.02
1931.....	37	17,820	447	18,267	2.03
1932.....	25	14,378	431	14,809	1.69
1933.....	25	15,080	804	15,884	1.57
1934.....	34	19,302	1,254	20,556	1.65
1935.....	35	21,444	1,528	22,972	1.52

The comparative fatality rate per thousand men employed at mines, metallurgical works, quarries, and clay, sand, and gravel pits is as follows:—

	Men employed	No. killed	Rate per thousand
Mines.....	17,193	31	1.80
Metallurgical works.....	4,479	3	.63
Quarries.....	700	0	0
Clay, sand, and gravel pits.....	600	1	1.67
Total.....	22,972	35	1.52

The ages of the men killed were as follows:—

17-20	21-25	26-30	31-35	36-40	41-45	46-50	Over 50	Total
1	6	6	7	6	5	2	2	35

The occupation and nationality of the men killed at mines, metallurgical works, and clay, sand, and gravel pits are set out in the following table:—

Occupation	British	Czecho-Slovakian	Finn	Italian	Jugo-Slav	Norwegian	Pole	Ukrainian	Total
Chute-blaster.....					1				1
Conductor.....	1								1
Driller.....	5	1		2	1		1		10
Hoistman.....	1								1
Labourer.....	1								1
Machine helper.....	1	1							2
Mucker.....				2	2		1		5
Pumpman.....	1								1
Scaler.....					1				1
Shaft leader.....	1								1
Shaftman.....			1			1			2
Shoveller.....							2		2
Slusherman.....	1								1
Stope boss.....			1						1
Switchman.....	1								1
Tableman.....	1								1
Teamster.....	1								1
Timberman.....								1	1
Unitman.....	1								1
Total.....	16	2	2	4	5	1	4	1	35

### Non-fatal Accidents

The causes of non-fatal accidents at mines are shown in the following table:—

Cause	Surface	Under-ground	Total
Fall of persons.....	107	157	264
Falling objects.....	62	131	193
Rock or ore at chute.....		138	138
Flying objects, sledging, etc.....	28	105	133
Handling rock or ore.....	5	116	121
Fall of rock or ore, scaling, drilling, etc.....		120	120
Crushed between two objects.....	25	90	115
Hand tools.....	51	51	102
Tramming.....	7	92	99
Fall of rock or ore at face.....		80	80
Strain while lifting.....	28	51	79
Nails or splinters.....	24	43	67
Drilling machines.....		65	65
Machinery.....	45	9	54
Running into or striking objects.....	7	40	47
Cage, skip, or bucket.....		27	27
Burns.....	20	4	24
Fall down shaft, winze, or stope.....		16	16
Explosives.....		11	11
Air or rock blast.....		8	8
Poisoning from cyanide.....	4		4
Electricity.....	3		3
Gas.....	2	1	3
Explosions from carbide.....	1	1	2
Unclassified.....	14		14
Total.....	433	1,356	1,789

The causes of non-fatal accidents at clay, sand, and gravel pits were:—

Fall of material .....	5	Strain while lifting .....	3
Fall of persons .....	4	Falling objects .....	1
Crushed between two objects .....	3	Hand tools .....	1
Machinery .....	3		
Transportation .....	3	Total .....	23

The causes of non-fatal accidents at metallurgical works were:—

Falling objects .....	32	Transportation .....	4
Fall of persons .....	21	Hand tools .....	4
Machinery .....	10	Strain while lifting .....	3
Flying objects, sledging, etc. ....	10	Nails or splinters .....	2
Burns .....	7	Burns by acid .....	2
Burned by slag, matte, or scrap .....	5	Electricity .....	2
Cranes, ladles, hooks .....	5	Gas .....	1
Crushed between two objects .....	4		
		Total .....	112

The causes of non-fatal accidents at quarries were:—

Handling material .....	31	Machinery .....	5
Fall of rock .....	14	Crushed between two objects .....	5
Fall of persons .....	14	Derrick, cranes, etc. ....	3
Flying objects, sledging, etc. ....	12	Explosives .....	3
Hand tools .....	10	Nails or splinters .....	3
Falling objects .....	8	Electricity .....	1
Transportation .....	8		
Strain while lifting .....	7	Total .....	124

### Infection

Location	No. of accidents	Accidents followed by infection	Per cent. infection
Mines, underground .....	1,356	103	7.6
Mines, surface .....	433	38	8.8
Metallurgical works .....	112	2	1.8
Quarries .....	124	9	7.2
Clay, sand, and gravel pits .....	23		
Total .....	2,048	152	7.4

### Accidents from Explosives

Cause	Non-fatal		Fatal		Total	
	No. of accidents	Men injured	No. of accidents	Men killed	No. of accidents	Men killed or injured
Delayed too long blasting .....	3	3	2	2	5	5
Drilled into explosive .....	2	3			2	3
Unexplained blast .....	2	2			2	2
Concussion from blast .....	2	2			2	2
Cap exploded while being tested .....	1	1			1	1
Hit by rock from blast .....	2	2	1	1	3	3
Walked into blast .....	1	1			1	1
Fumes from blasting .....			1	2	1	2
Total .....	13	14	4	5	17	19

### Electric Accidents

The following table shows the fatal accidents due to the use of electricity at mines, metallurgical works, and quarries during the last ten years:—



1926	1927	1928	1929	1930	1931	1932	1933	1934	1935	Total
.....	2	1	.....	6	.....	.....	.....	.....	.....	9



Kirkland Lake Hospital.

The following table shows the total number of non-fatal electric accidents during the last ten years:—

1926	1927	1928	1929	1930	1931	1932	1933	1934	1935	Total
5	10	4	14	10	7	3	4	4	6	67

### Classification of Non-fatal Accident Rates at Producing Mines

In the following table the producing mines are arranged in order, according to their rate of non-fatal accidents per thousand men employed:—

0-50	{	Canadian Gypsum Howey McIntyre-Porcupine
50-100	{	O'Brien (Cobalt) International Nickel (Frood and Creighton) Minto (Jubilee) Miller Lake O'Brien Nipissing Sylvanite Kirkland Lake Gold Naybob (Hayden) Hollinger Dome Darwin Tashota J-M Consolidated Lake Shore Young-Davidson Northern Empire
		<b>Average producing mines—99.2 per M</b>
	{	Wright-Hargreaves
101-150	{	Coniaurum Parkhill Anglo-Huronian (Vipond) Falconbridge (mine) Teck-Hughes McKenzie Red Lake Ashley Gypsum, Lime and Alabastine Central Patricia St. Anthony Van Sickle (S. B. Smith)
151-200	{	Ardeen (Moss) Henderson Talc Little Long Lac Cobalt Properties Toburn Gillies Lake-Porcupine
Over 200	{	Matachewan Consolidated Bidgood Barry-Hollinger Macassa North Shores McMillan Pickle Crow Paymaster Consolidated Buffalo Ankerite Canada Talc Marbuan Kenora Prospectors (Cedar Island) Black Donald

### Mine Fires

#### Hollinger Consolidated Gold Mines, Limited

About 5.30 A.M., January 27, a small fire was discovered in a by-pass chute at the 975-foot station off the Central shaft at the Hollinger mine.

The discovery was made by Joseph Bell, night-shift ore-pass operator on the 675-foot level. Bell had smelled wood smoke while at his work on the 675-foot

level and, being unable to locate the source of the smoke on that level, descended first to the 800-foot level and eventually to the 975-foot level, where he located the fire in the timbers of an unused by-pass chute behind the shaft. Two 12-foot 10- by 10-inch timbers, bolted together to form the end posts of this chute, were found to be smouldering. A section of these timbers extending from the floor of the level to a height of 8 feet was charred along the contact of the two timbers to a maximum depth of 5 inches. In the centre of the burned section the 20-inch face formed by the two timbers was charred across the full width.

The fire was easily extinguished and no material damage was done, but the consequences might have been serious indeed had it not been for the persistence of Bell in tracing the origin of the slight smoke he noticed on the 675-foot level.

During the afternoon of January 26 a crew of repair men had used an oxy-acetylene torch to cut out some plates and bolts at this chute and the original ignition of the timbers is presumed to have been due to this operation. The last cutting with the torch was completed about 2 P.M. and, although this crew worked at the location for nearly an hour and three-quarters after the last use of the torch, they noticed no indication of fire up to the time they stopped work and went to surface.

While it seems that from 2 P.M. to 5.30 A.M. was an almost incredible length of time for the fire to smoulder without spreading farther, this is partly accounted for by the nature of the wood in the posts—it was dry-rotted on the outer surface—and by the fact that until the waste-pass was drawn by the night shift there was little or no circulation of air through this by-pass.

It is thought that either the flame of the oxy-acetylene torch impinged on the joint between the two timbers while the cutting operations were under way or that a splash of molten metal became lodged in the joint and caused the fire.

#### **International Nickel Company of Canada, Limited**

On April 15, at 1.15 A.M., a smouldering timber was discovered by Motor Repairman F. Anderson at the 26th level crusher station, Creighton mine. It was thoroughly wetted and all signs of fire were easily extinguished.

An acetylene torch had been used in the vicinity on the previous shift to "burn" some crusher plates overlying this timber, and it is presumed that this operation was responsible for the ignition.

#### **Lake Shore Mines, Limited**

A small fire broke out in the hoist-room of No. 1 shaft, 2,000-foot level of the Lake Shore mine, on the afternoon of April 12.

This hoist-station contains the hoist-room proper and the adjoining grid-room, which is separated from the hoist-room, by a partition of metal lath and plaster, erected on 2- by 6-inch studding. Ventilation in the station is usually supplied by a fan. At the time of the fire, however, a repair job was being carried on and the fan was temporarily shut off.

The fire was confined to one stud and is presumed to have originated from the heat generated in the grids.

No damage was done, but, in order to guard against a repetition of the occurrence, the old partition was torn out and replaced by a concrete wall.

#### **Porcupine Lake Gold Mining Company, Limited**

Fire broke out in the shaft of the Porcupine Lake mine (formerly the Hunter) on the night of November 18, completely destroying three sets of shaft timbers,

including the collar set, and damaging the three sets immediately below. The sills of the shaft-house were also damaged, and approximately 170 square feet of shaft-house flooring was burned.

After the watchman discovered the fire, between 10.30 and 10.45 P.M., its progress was retarded by good work on the part of a quickly organized bucket brigade, who worked until the arrival of the chemical truck and firemen from South Porcupine. But for the prompt action of the watchman and his hastily summoned assistants, and the timely arrival of the fire department with chemical extinguishers, the entire shaft-house and boiler-compressor-hoist-house, which stands much too near the shaft-house, would undoubtedly have been destroyed.

Until early in October, when the buildings were repaired preparatory to dewatering the mine and examining the underground workings, no work had been done at this property for a number of years. Dewatering was completed early in November, after which the pumping crew on night shift was laid off and only a watchman-fireman retained on the shift.

The cause of the fire, at the time of writing, remains unknown.

### Prosecution

A charge was laid against Norman S. Blue, chute blaster at the Froid mine of the International Nickel Company of Canada, Limited, in connection with a fatal accident to K. Karjula, for blasting in No. 1 north drift on the 2,600-foot level on September 9, without first causing all entrances to be effectively guarded, contrary to Subsection 61, Section 163, of *The Mining Act*.

Blue was convicted of the charge by Magistrate J. S. McKessock at Sudbury on October 9, and a fine of \$10 and costs, or one month in jail, was imposed.

### Summary of Rope Tests, 1935

The following is a summary of the tests made in the Wire Rope Testing Laboratories of the Department of Mines during 1935:—

Test for Ontario mines under Act. ....	373
Special informative tests for mines. ....	11
Tests for wire-rope manufacturers. ....	19
Tests for mines outside Ontario. ....	21
Other tests. ....	5
Total. ....	429

# Classes for Prospectors, 1935-36

By E. M. Burwash

## Introduction

Classes for the instruction of prospectors in mineralogy and geology were held during the past winter as usual, this being the ninth season during which the present instructor has had charge of the classes. The places visited were ten in number, including Hamilton, in which this work had not been done before, and Schreiber, where there had been no classes for a number of years. The numbers in attendance at these two places were fairly satisfactory.

## Analysis of Class Attendance

The following table gives detailed information of the last season's work. The heading "Total registration" means enrollment for the daylight classes in mineralogy and petrography. The actual attendance at these classes is given under "Mineralogy." The heading "Geology" refers to attendance at illustrated lectures given in the evening. The column marked "Student hours" contains an estimate of the total hours of study done by the classes as a whole.

TABLE OF ATTENDANCE, 1935-36

Places	Dates	Total registration	Average attendance	Total attendance		Student hours
				Mineralogy	Geology	
	1935		per cent.			
Hamilton.....	Nov. 12.....	62	60.5	300	408	708
Ottawa.....	Nov. 21.....	38	67.4	205	126	419
Sudbury.....	Dec. 2.....	22	57.1	103	60	225
Sault Ste. Marie...	Dec. 12.....	51	60.5	247	127	615
	1936					
Toronto.....	Jan. 2.....	227	70.3	1,277	820	3,135
Fort Frances.....	Jan. 14.....	13	54.8	57	37	151
Fort William.....	Jan. 23.....	62	64.7	321	123	696
Schreiber.....	Feb. 3.....	26	56.25	117	93	320
Kirkland Lake.....	Feb. 13.....	81	63.9	414	286	1,114
Kapuskasing.....	Feb. 24.....	22	64.8	114	154	365
Total.....	.....	604	.....	3,155	2,234	7,748
Averages.....	.....	75.5	62.03	315.5	223.4	774.8

The total registration shows a considerable falling off as compared with the ten places visited a year ago, when the total was 1,084.

## COMPARISON OF REGISTRATION BY YEARS

Year	No. of places	Total registration
1927-28.....	16	492
1928-29.....	14	353
1929-30.....	15	281
1930-31.....	15	345
1931-32.....	13	614
1932-33.....	13	1,667
1933-34.....	15	1,257
1934-35.....	10	1,084
1935-36.....	10	604

The conclusion drawn in previous reports that the attendance decreases as the prosperity of business in general advances and increases with depressed business conditions seems well sustained.

### Acknowledgments

Acknowledgments are due to the following persons and public bodies who have aided in the promotion of the classes in the various centres where they were held, or who have provided rooms or otherwise assisted our work:—

*Hamilton*—F. P. Healey, Secretary, and the Hamilton Chamber of Commerce; and McMaster University for use of lecture room.

*Ottawa*—F. C. C. Lynch and the Geological Survey of Canada for the use of rooms at 227 Sparks Street.

*Sudbury*—L. E. R. Stephens, Principal, and the Board of the Sudbury Mining and Technical School.

*Sault Ste. Marie*—A. D. Hone, Principal, and the Board of the Sault Ste. Marie Technical School; W. N. Miller, Mining Recorder.

*Toronto*—Chester S. Walters, Deputy Minister of Public Works, and the Governors of the University of Toronto for the use of a classroom in the Economics Building, 273 Bloor Street West.

*Fort Frances*—The Town Council and the Town Clerk, J. W. Walker.

*Fort William*—H. E. Johnston, Secretary, and the Thunder Bay Chamber of Mines; the Mayor and City Council for the use of their auditorium.

*Schreiber*—W. A. Spicer, Clerk, and the Mayor and Town Council for use of space in the Town Hall.

*Kirkland Lake*—H. G. Ginn, Mining Recorder, Swastika, for arrangements for the class at Kirkland Lake.

*Kapuskasing*—Herbert J. Swetman, Manager, and the Community Club.

The employment of a regular travelling assistant for the classes was abandoned in favour of the securing of local assistance as far as practicable. Jas. E. Thomson, geologist of the Department of Mines, did this work at Hamilton, Schreiber, Kirkland Lake, and Kapuskasing; and D. G. Sinclair, Chief Inspector of Mines, officiated very ably at Sudbury.

Local helpers were D. J. O'Brien at Sault Ste. Marie, J. McVey at Fort Frances, and Douglas Fraser at Fort William, who were employed for this work in whole or in part and performed their respective duties quite satisfactorily.

---

## INDEX, PART I

NOTE.—All places referred to are in Ontario, unless otherwise designated.

A	PAGE
Aarnio, H. . . . .	112
Abraham, M. . . . .	116
Abrasive Company of Canada, Ltd. . . . .	37
Accidents, mining, report on . . . . .	189-196
Rates at producing mines . . . . .	194
Acetate of lime, lime for . . . . .	47
Acid plants . . . . .	66, 68, 188
Ackerman, C. H. . . . .	119
Acme Gold Mines, Ltd., dividends . . . . .	8
Acreage tax, revenue . . . . .	54
Acres, A. H. . . . .	156
Actinolite . . . . .	40
Mine, manager and address . . . . .	67
Statistics . . . . .	3
Actinolite, Ont. . . . .	67
Acton, England . . . . .	177
Platinum metals refinery . . . . .	177
A.D. 2 gold claim, production (1897) . . . . .	22
Adair, R. . . . .	108
Adam, W. R. . . . .	61, 79
Adams, Charles . . . . .	148
Adams, G. W. . . . .	166
Adams, L. W. . . . .	62, 108
Adams, R. S. . . . .	71
Addington co. <i>See</i> Lennox and Addington co.	
Adelaide Gold Mines, Ltd. . . . .	51
Aerial Prospectors, Ltd. . . . .	51
Africa . . . . .	
<i>See also</i> Rhodesia.	
Gold production (1931-1935) . . . . .	27
Afton gold m. . . . .	
<i>See also</i> Caouette g. claims.	
Operations . . . . .	96
Optioned to Consol. Mg. & Smelting Co. . . . .	62, 96
Afton Mines, Ltd. . . . .	
New Golden Rose shares . . . . .	96
Afton tp. <i>See</i> Afton g.m.	
Agnew, George B. . . . .	144
Agnew, W. N. . . . .	98
Agriculture, lime consumption . . . . .	48
Aiken, John . . . . .	116
Aikens, W. J. . . . .	91
Aird, H. R. . . . .	111
Air-Lite Silica Co., Ltd. . . . .	
Manager and address . . . . .	67
Aitichison, W. E. . . . .	96
Akehurst, J. F. R. . . . .	62, 100
Alabastine plant, Paris . . . . .	174
Aladdin Cobalt Co., dividends . . . . .	34
Aldershot, clay products . . . . .	75
Alexander, H. S. . . . .	188
Alexander, J. A. . . . .	56
Algold Mines, Ltd. . . . .	
Capital; officers; operations . . . . .	78
Mill, capacity . . . . .	23
Mine manager and address . . . . .	61
New Goudreau g.m. acquired by . . . . .	18
Algoma district . . . . .	
<i>See also</i> Deroche, Korah tps.; Sault Ste. Marie.	
Algoma district— <i>Continued</i>	
Gold mining . . . . .	
<i>see also</i> Goudreau g. area; Michipicoten g. area; Shenango Gold mines.	
historical notes . . . . .	14, 15
labour statistics . . . . .	22
mills, capacity . . . . .	23
mines, production . . . . .	10, 18
silver production from . . . . .	10
Mining lands, sales and leases . . . . .	58, 59
Algoma Commercial Co. . . . .	18
Algoma Steel Corporation, Ltd. . . . .	
Manager and address . . . . .	66
Operations . . . . .	37, 187
Silica brick . . . . .	69
Algoma Summit gold m. . . . .	
Manager and address . . . . .	61
Mill, capacity . . . . .	23
Production . . . . .	10, 18
Algoma Summit Gold Mines, Ltd. . . . .	61
<i>See also</i> Algoma Summit g.m.	
Allen, Innis P. . . . .	102
Allen, J. B. . . . .	111
Allen, R. E. . . . .	80
Allen, W. E. . . . .	68, 173
Alsbach, Clarence . . . . .	61
Alsbach Gold Mining Co., Ltd. . . . .	61
Amalgamated Gold Fields Corpn., Ltd. . . . .	
Production . . . . .	facing 18
American Cyanamid Co. . . . .	
<i>See</i> North American Cyanamid Co.	
Ames, G. C. . . . .	81
Amherstburg, salt . . . . .	69
Ammonia; ammonium sulphate . . . . .	38
Amorada Gold Mines, Ltd. . . . .	51
Amos, A. A. . . . .	186
Ancaster, limestone quarry . . . . .	72
Ancaster tp. <i>See</i> Hamilton.	
Anderdon tp. . . . .	
Lime and limestone quarries . . . . .	70, 71
Anderson, A. J. . . . .	61, 91
Anderson, C. F. . . . .	71
Anderson, D. A. . . . .	108
Anderson, H. M. . . . .	135
Anderson, J. F. . . . .	63, 112
Andrew, G. C. . . . .	79
Andrews, G. S. . . . .	92
Anglo-Huronian, Ltd. . . . .	
<i>See also</i> Vipond g. m.	
Capital; officers; operations . . . . .	79
Dividends . . . . .	8
Option on Bousquet shares . . . . .	84
Profit tax . . . . .	58
Vipond g.m. acquired by . . . . .	facing 18
Ankerite gold m. . . . .	
<i>See also</i> Buffalo Ankerite g.m.	
Production (1926-1930) . . . . .	facing 18
Apex gold m. . . . .	
Acquired by Paymaster Consolidated . . . . .	149
Appleby, Thos. A. . . . .	72
Apleyard, L. . . . .	80

	PAGE		PAGE
Arbade Gold Mines, Ltd.		Atnel Mines, Ltd.	61
Address	61	Auerbach, M.	132
Capital; officers; operations	80	Austin, E. W.	181
Archer, E. G.	142	Austin, Frank	65, 181
Ardeen Gold Mines, Ltd.		Australia, gold production	27
<i>See also</i> Moss g.m.		Avery, S. L.	173
Capital; officers; operations	80	Avocalon Extension Syndicate, Ltd.	51
Mine manager and address	61	Avon Exploration Co., Ltd.	51
Production	10, 19	Axis Gold Exploration, Ltd.	51
Argonaut gold m.			
Manager and address	62	B	
Production	9, 16	Bache, Jules	101
Argosy Gold Mines, Ltd.		Bad gold m., production	21
Capital; officers; operations	80, 81	Bad Vermilion lake.	
Casey Summit g.m. acquired by	20, 80	Gold mg. <i>See</i> South Vermilion Gold	
Incorporated	51	Mines.	
Mill, capacity	24	Baden Gold Mines, Ltd.	52
Mine manager and address	61	Baden tp.	
Argyle tp.		Gold mg. <i>See</i> Arbade Gold Mines;	
Gold mg. <i>See</i> Arbade Gold Mines.		Thesaurus Gold Mines.	
Armstrong, E. F.	186	Baden-Powell gold m., production	21
Armstrong, H. P.	141	Bag bay, Shoal I.	
Armstrong, Dr. R.	138	Gold mg. <i>See</i> Cedar Island g.m.	
Armstrong, Dr. T. B.	116	Bagot tp., molybdenite	40, 174
Armstrong, W. E.	173	Bailes, F. J.	82, 169
Armstrong, W. G.	135	Bains, B. S.	70
Arnold, Thos.	164	Baird, D. S.	112
Arnprior, brick works	74	Baird, Frank B.	187
Arsenic.		Baker, Geo. E.	74
Industry	41, 67	Baldeck, Alphonse J.	85
production and value	2, 3	Ball tp.	
from silver ores	33	Gold mg. <i>See</i> Cole Gold Mines;	
Arthur, Geo. A.	181	May-Spiers Gold Mines; West	
Artificial gas. <i>See</i> Gas, coal.		Red Lake Gold Mines.	
Artificial stone	47	Bankfield Gold Mines, Ltd.	
Asbestos industry	40	Capital; officers; operations	81, 82
Ascot Gold Mines, Ltd.	51	Mine manager and address	61
Ashganning lake.		Bannockburn gold m., production	14
Gold mg. <i>See</i> Mac-Auer Gold Mines.		Bannockburn tp.	
Ashley, James L.	177	Asbestos	40
Ashley, L.	70, 187	Gold mg. <i>See</i> Ashley g.m.	
Ashley gold m.		Bapty, F. A.	188
<i>See also</i> Ashley Gold Mg. Corpn.		Barite.	
Accident rate	194	Industry and statistics	3, 41
Manager and address	61	Mines and managers listed	67
Mill, capacity	23	Barker gold m., production	22
Operations	81	Barnes Co., Ltd., Wm. R.	
Production	10, 17	Clay and gravel pits	74
Ashley Gold Mining Corpn., Ltd.		Barnard, W. H.	74
<i>See also</i> Ashley g.m.		Barns, B. S.	173
Capital; officers; operations	81	Barr, Walter J.	67
Profit tax	58	Barrett, R. E.	64, 149
Ashmore tp.		Barry, P. A., and Cooper, W. D.	
Gold mg. <i>See</i> Hard Rock Gold Mines.		Gold mg., Birch L. area	20, 97
Asia, gold production	27	Barry-Hollinger gold m.	
Assay fees	54	Accident rate	194
Assay Office, Provincial	60	Mill, capacity	23
Associated Gold Mining and Finance		Operations	82
Co., Ltd.	93	Production	9, 16, 82
Associated Goldfields Mg. Co., Ltd.		Barry-Hollinger Gold Mines, Ltd.	
History; production (1913)	16	<i>See also</i> Barry-Hollinger g.m.	
Athabaska Beaverlodge Gold Mines,		Address	61
Ltd.	51	Capital; officers	82
Athabaska Grant Mines, Ltd.	51	Barton, A. A.	63, 128
Athabaska Portal Gold Mines, Ltd.	51	Barytes Products, Ltd.	67
Atigogama lake.		Base metals.	
Gold mg. <i>See</i> Dikdik g.m.		<i>See</i> Copper; Lead; Nickel; Zinc.	
Atlas gold m.		Basserman, Robert	117
Acquired by Bilmac Gold Mines	17, 83	Bastien, Armand	159
Production (1933)	17	Bathurst, T. W., Ltd.	158
Atlas Arsenic gold m., production	14		



	PAGE
Bathurst Feldspar Mines, Ltd.	67
Bathurst (Woman lake) property.	
Gold production (1929)	20
Bathurst tp.	
Feldspar	67
Granite quarry	72
Batkin, H. J.	152
Baukey, Wm.	76
Bauldry lake, gold discovery near	14
Bayonne, N. J., foundry	177
Beachville.	
Lime quarries and plant	70, 72, 174
Stone quarry	63
Bear, R. G.	173
Beardmore area.	
See Leitch Gold Mines; Northern Empire Mines Co.	
Beatty, Sir E. W.	95
Beatty tp.	
Gold mg. See Blue Quartz g.m.; Hill Gold g.m.	
Beaver Consolidated Mines, Ltd.	
Dividends	34
Beaver silver m.	
Operations; production	183
Beaverhouse Lake Gold Mines, Ltd.	52
Beaverton, clay	76
Beck, Harry J.	161
Beckley gold m. See Falcon Gold Mines.	
Beckwith, clay pit	75
Beggs, George E.	143
Belcher, A. E.	82
Bell, Harry	70
Bell, James H.	66, 187
Bell Joseph	194, 195
Bell, Wilson	113
Belle River Brick and Tile Co.	74
Bellullen silver m.	
See Bellorain Mines.	
Belleville, cement plant	46, 70
Bellew, barite	67
Bellew, H. C.	67
Bellingham, D. M.	154
Bellingham, H. P.	154
Bellorain Mines, Ltd.	
Capital; officers; operations	181, 182
Mine manager and address	66
Belmont tp.	
Gold mg. See Cordova g.m.	
Trap rock	73
Belyea, Gordon	110
Benard, F.	66, 188
Benedict, P. C.	107
Bennett, Gilbert	157
Bennett, H. V.	68
Bennett, Dr. W. H.	141
Bennett tp. See Independence g.m.	
Bennetto, Dr. F. R.	184
Bennewiss Gold Mines, Ltd.	52
Benson, Thomas C.	108
Bentinck tp. See Durham.	
Benzol, from coking industry	38
Berini, Joseph	65, 168
Bertie tp. See Ridgeway.	
Betz, Jacob	85
Bevens, H. A.	76
Bexley tp. See Coboconk.	
Bickell, J. P.	134, 146, 177
Bidgood gold m.	
See also Bidgood Kirkland Gold Mines.	
Accident rate	194

	PAGE
Bidgood gold m.—Continued	
Manager and address	61
Mill, capacity	23
Production	9, facing 16, 83
Bidgood Kirkland Gold Mines, Ltd.	
See also Bidgood g.m.	
Capital; officers; operations	82
Work by on Moffatt-Hall g.m.	83
Biederman, Albert G.	70
Big Dipper gold m., production	14
Big Eddy, water power	177
Big Master gold m.	
Optioned to Murwood Gold Mines	142
Production	21
Big Master Consolidated Gold Mines, Ltd.	52
Big Seven Gold Mines, Ltd.	52
Big Vermilion lake.	
See Vermilion Lake g.m.	
Billie, Chas. V., and Son, quarries	71, 72
Bilmac Gold Mines, Ltd.	
Capital; officers; operations	83
Mine manager and address	61
Properties acquired by	17, 83
Birch Lake area.	
McIntyre gold claims. See Cooper and Barry.	
Residual gold	161
Bird, S. J.	138
Birks, R. T.	116
Birmingham, England	177
Bishop, A. L.	80, 94, 160
Bishop shaft, Coniaurum g.m.	94
Bismuth.	
Production and value	2, 3, 5
from silver ores	33
Black, J. H.	79
Black, L. B.	141
Black, W. A.	96
Black Donald Graphite Co., Ltd.	
Manager and address	68
Mine accidents rate	195
Operations	173
Sales, value of	41
Black Eagle gold m., production	21
Black Jack gold m., production	21
Blackburn Pattison Mines, Ltd.	51
Blackstock, Geo. G.	91, 156
Blanshard tp. See St. Marys.	
Blast furnaces	37, 66, 187, 188
Blaylock, S. J.	95
Blomfield, A. M.	123
Blue, M. F.	119
Blue, Norman S.	196
Blue Quartz gold m., production. facing	18
Bluenos Gold Mines, Ltd.	52
Blue-prints, number sold	54
Boadway, E. A.	64, 142
Bob Tough Gold Mines, Ltd.	
Capital; officers; operations	83, 84
Mine manager and address	61
Bobjo gold m., production (1929)	20
Bob's Lake mica m.	68
Boerth gold m., production	14
Boland, W. J.	139, 166
Bolduc, J. P.	56
Bolender Bros.	71
Bolger, E. J.	112
Bolton, A. J.	168, 172
Bonanza gold claim.	
Ownership; production	21

	PAGE		PAGE
Bonter, J. W.	71	Brownlee, J. A.	63, 123
Bonter Marble and Calcium Co.	71	Brownsville, clay pit	74
Bonuses. <i>See</i> Dividends and Bonuses		Bruce, L.	61
Boring permits, revenue	54	Bruce, Hon. R. R.	96
Bosanquet tp., clay pit	74	Bruce co. <i>See</i> Culross, Greenock tps.; Kincardine.	
Boston Creek area. <i>See</i> Pacaud tp.		Bruce Mines, copper discovery	14
Botham gold m.		Brunner Mond, Canada, Ltd.	
<i>See</i> Vermilion Lake g.m.		Lime quarry	70
Bothwell oil field	43	Limestone quarry	71
Bourget Springs	68	Salt for chemical plant	44
Bourgie, J. B.	71	Bryce, Robert A.	130
Bourkes gold m., production	<i>facing</i> 18	Bryden, Douglas	82
Bousquet Gold Mines, Ltd.		Buchanan, Charles	97
Anglo-Huronian option	84	Bucke tp.	
Capital; officers; operations	84	<i>See</i> Cobnor Silver Mines; Haileybury.	
Mill, capacity	23	Budgeon, B. H.	151
Mine manager and address	61	Buffalo Ankerite gold m.	
Bowes, Frank N.	168	<i>See also</i> Ankerite g.m.; Buffalo An- kerite Gold Mines.	
Bowyer, C. M.	65, 160	Accident rate	194
Boyd, D. G.	14	Manager and address	61
Boyd, T. R.	68	Mill, capacity	23
Bramor Mining (Ontario), Ltd.	61, 143	Operations	85-88
Brampton Pressed Brick Co.	74	Production	9, <i>facing</i> 18, 85
Brant, F. A.	61	Buffalo Ankerite Gold Mines, Ltd.	
Brant co.		<i>See also</i> Buffalo Ankerite g.m.; Mar- buan Gold Mines.	
<i>See</i> Brantford; Onondaga tp.; Paris.		Capital; officers	85
Brantford.		Dividends	8
Clay products	75	Marbuan acquired by	<i>facing</i> 18, 85
Sand and gravel	74	Buffalo Beardmore Gold Mines, Ltd.	
Brass used in cement industry	47	Incorporated	52
Braun, Caspar	76	Mine manager and address	61
Brazil, gold production	26	Buffalo Mines, Ltd.	
Brazilian Gold Syndicate, Ltd.	52	Dividends	34
Bremner, E. R.	158	Ownership	34, 35
Brengold Mines, Ltd.	89	Building blocks, production	41
Brennan David gold claims.		Building industry.	
<i>See</i> Hislop g.m.		Improvement in	1
Brennan-Kenty gold claim.		Lime consumption	48
<i>See also</i> Casey Contact Gold Mines.		Wages index	45
Manager and address	61	Building materials.	
Breuls, Dr. Robert W.	153	<i>See</i> Structural materials.	
Brewer, W. B.	181	Building permits, statistics	45
Brick (common, face, and fancy).		Building Products, Ltd.	73
Industry and statistics	2, 3, 49, 50	Building Services, Ltd.	67
Producers listed	74-76	Building stone. <i>See</i> Stone.	
Brick, cement, production	47	Building tile. <i>See</i> Structural tile.	
Brick, sewer, statistics	2, 3, 49	Bullion, receipts of crude, by Ottawa Mint from Ontario mines (1931- 1935).	24
Brick, silica. <i>See</i> Silica brick.		Bullion Basin Mines, Ltd.	52
Brigden, clay	75	Bunting, R. F.	68, 173
Brigham, A. F.	113	Bunting, W. B.	173
Brimac Exploration and Development Ltd.	51	Burbridge, C. H.	180
Brine. <i>See</i> Salt.		Burd, Carl	72
Britannia gold m., production	21	Bureau of Mines, Ontario	4
British America Nickel Corpn.	28	Burial vaults, cement	47
British Columbia.		Burnett, Frederick	102
<i>See</i> Salmon River; Vancouver.		Burns, Tommy. <i>See</i> Tommy Burns g.m.	
British Guiana, gold production	26	Burrows, M. F.	109, 159
Broadley, A. E.	109, 159	Burt, A. W.	167, 168
Broadwell and Son, B.	74	Burwash, E. M.	
Brockington, G. A.	166	Rept. by, on Classes for Prospectors.	67
Brocklebank, Arthur	66, 182	Burwash tp., feldspar	67
Brookbank Gold Mines, Ltd.	89	Business construction contracts	46
Brooke, Lionel	84, 106, 157	Business transactions, mg. recorders	55
Brooke tp., petroleum	43	Butler, granite quarry	72
Brougham tp.		Butt, H. A.	111
<i>See</i> Black Donald Graphite Co.		Byrne, N. W.	82
Brown, Sydney	83		
Brown, W. L.	65, 168		
Brown, W. T.	160		
Brown, Wm., lime works	70		

C	PAGE		PAGE
Cable tests. <i>See</i> Rope tests.		Canadian Gold Mines, Ltd.	109
Cable-testing fees.	54	Canadian Goldfields gold m., production	14
Cairns, R. F.	154	Canadian Gypsum Co., Ltd.	
Cairo tp. <i>See</i> Matachewan Consol. g.m.; Matachewan Pioneer Synd.		Lime quarry.	71
Calabogie.		Mine, accident rate.	194
<i>See</i> Black Donald Graphite Co.		manager and address.	68
Calcium carbide, lime for.	48	Officers; capital; operations.	173
Calcium molybdate, production.	37	Canadian Industries, Ltd.	
Calder, John M.	110	Salt operators.	44, 69
Caldwell pyrite mine.	68	Sulphuric acid plant.	66, 68, 188
Caledon Peat Co.	69	production.	42
Operations, report.	180	Canadian Multi-Cell Co.	
Caledonia tp., peat.	69, 180	Diatomite shipments.	41
Caledonia. <i>See</i> Gypsum, Lime and Ala- bastine, Canada.		Incorporated.	51
Caledonia tp., mineral water.	68	Canadian Nepheline, Ltd.	41
Calgary, Alta., gypsum plant.	163	Canadian Pressed Brick Co.	74
Calvert, C. E.	152	Canadian Pyrites, Ltd.	68
Calvin, C. C.	102	Canadian Reserve Mines, Ltd.	
Camden tp.		Acquired by Omega Gold Mines.	7
<i>See also</i> Centreville.		Canadian Slate Products, Ltd.	49
Clay products.	76	Canfield, J. C.	158
Cameron, Bruce.	157	Canusa gold m.	
Cameron, John F.	173	<i>See also</i> Canusa Gold Mines, Ltd.	
Cameron, K. G.	105	Mill, capacity.	23
Cameron, P. B.	105	Operations.	89
Cameron, W. G.	168	Production.	9, facing 18
Cameron, W. M.	70	Canusa Gold Mines, Ltd.	
Cameron Island gold m.		<i>See also</i> Canusa g.m.	
<i>See also</i> Dupont Mg. Co.		Capital; officers.	88
Production.	21	Mine manager and address.	61
Operations.	104, 105	Canyon Creek Gold Mines, Ltd.	
Camp Bay gold m., production.	21	Incorporated.	52
Campbell, A. D.	64, 146	Mine manager and address.	61
Campbell, E. M.	75	Caouette (Afton) gold claims.	61
Campbell, John.	63, 138	Production.	10, 19
Campbell, L. A.	96	Capital.	
Campbell Sandstone Quarries, Ltd.	73	Invested in cement industry.	46
Canada.		in gold mining.	8
Building permits, value of.	45, 46	in nickel-copper mining.	29
Gold production (1931-1935).	26	in silver mining.	34, 35
maximum.	27	Of mining companies incorporated in	
Canada and Dominion Sugar Co.	70	Ontario.	50-53
Canada Cement Co.		Capps Gold Mines, Ltd.	52
Limestone quarry.	71	Cardiff tp., radium.	181
Plants listed.	46, 70	Care, A. J. P.	67
Canada Consolidated (Gatling) g.m.	13	Carleton co.	
Canada Crushed Stone Co.	71	<i>See also</i> Gloucester, Nepean tps.; Ot- tawa.	
Canada Lime Co.	70	Sandstone.	73
Canada Night Hawk Mines, Ltd.	41, 67	Carlsbad, Ltd.	68
Canada Radium Mines, Ltd.		Carlsbad Springs.	68
Manager and address.	65	Carmichael, H. J.	97
Operations.	181	Carmichael, T. E.	142
Canada Talc Co.		Carnegie, Frank.	65, 160
Mine, accident rate.	194	Carton, M. A.	92
manager and address.	70	Casemore and Son, R.	74
Officers; operations.	187	Casey Cobalt Silver Mg. Co., Ltd.	
Canadel Gold, Ltd.	109	Dividends.	34
Canadian Associated Goldfields, Ltd.		Casey Contact Gold Mines, Ltd.	
<i>See also</i> Omega Gold Mines.		Capital; officers; operations.	13
History.	7, 16	Mine manager and address.	61
Production (1927, 1928).	16	Casey Summit gold m.	
Canadian Atlas Steels, Ltd.	37	<i>See also</i> Argosy Gold Mines.	
Canadian Carborundum Co.	37	Mill, capacity.	24
Canadian Copper Co., dividends.	30	Production.	20
Canadian Dredging Co.	73	Casey Summit Gold Mines, Ltd.	80
Canadian Electro Castings, Ltd.	37	<i>See also</i> Argosy Gold Mines; Casey Summit g.m.	
Canadian Furnace Co.		Casey tp.	
Manager and address.	66	Silver shipments (1904-1935).	36
Officers; operations.	37, 187	Cassan, S. E.	106

	PAGE		PAGE
Casselman, limestone quarry	71	Cherry, W. S.	117
Cassidy, H. F.	89	Chester tp.	
Castle-Trethewey Mines, Ltd.		Gold mg. <i>See</i> Gomak Mines; Young-Shannon Gold Mines.	
<i>See also</i> Omega Gold Mines		Chewett, J. H.	19
Dividends	34	Chile, gold production	26
Casual fees, revenue	54	China, gold production	27
Casummit Lake area.		Chinguacousy tp., clay pits	74, 75
<i>See</i> Argosy Gold Mines; Casey Summit g.m.; Cooper and Barry.		Chipp, W. G.	138
Caustic soda, for coking industry	38	Christie, Chas. R.	70
Cavano, Swain and Harris.		Chromite.	
Gold washing, Birch L. area	161	<i>See also</i> Chromium Mg. and Smelting Corpn.	
Cavin, G. A.	151	Industry and statistics	2, 3, 5, 39
Cedar Island gold m.		Price; world production	39
Accident rate	194	Chromium.	
Manager and address	63	Industry. <i>See</i> Chromite.	
Mill, capacity	24	Mining. <i>See</i> Chromium Mg. and Smelting Corpn.	
Operations	120, 121	Chromium Alloy Co., Ltd.	77
Production	11, 21	Chromium Mining and Smelting Corpn., Ltd.	
Cement products.		Capital; officers; operations	39, 77, 78
Industry and statistics	1, 2, 3, 46, 47	Ferro-alloy plant	37
Centennial gold m.		Mine manager and address	61
Manager and address	63	Churchill Mining and Milling Co., Ltd.	
Mill, capacity	23	Capital; officers; operations	92
Optioned to L. B. United Mines	126	Mill, capacity	23
Central America, gold production	26	Mine and address	61
Central Canada gold m., production	11	Churchill tp.	
Central Matachewan Mg. Corpn., Ltd.	61	<i>See</i> Churchill Mg. and Milling Co.; Neville Canadian Gold Mines.	
Central Patricia gold m.		Cincinnati-Porcupine Mines, Ltd.	52
Accident rate	194	Cinder bricks and blocks	47
Manager and address	61	Cinder consumption, cement works	47
Mill, capacity	24	Cities of Ontario, building permits	45
Operations	90, 91	City of Cobalt Mining Co., Ltd.	
Production	11, 20	Dividends	34
Central Patricia Gold Mines, Ltd.		Ownership	34, 35
<i>See also</i> Central Patricia g.m.		City of Cobalt silver m.	
Capital; officers	90	<i>See</i> Cobalt Properties, Ltd.	
Central Porcupine Mines, Ltd.		Claims, mining, statistics	54-57
Capital; officers; operations	91, 92	Clam lake.	
Mine manager and address	61	<i>See</i> Young-Shannon Gold Mines.	
Centreville, limestone	72	Clarence tp. <i>See</i> Bourget Springs.	
Ceramic industry. <i>See</i> Clay products.		Clark, R. R.	61, 93
Ceres Explorations, Ltd.	52	Clark Gold Mines, Ltd.	
Certificates of record and performance of work	55	Capital; officers; operations	92
Chadwick, M. A.	126	Mine manager and address	61
Chaffey tp., clay	75	Production	11, 21
Chalmers, Miss M.	70	Clarke, Richard N.	141
Chalmers Lime Works	70	Classes for prospectors, report by E. M. Burwash	197, 198
Champ, H. H.	188	Clay products.	
Champion gold m., production	21	Industry and statistics	49, 50
Champion Long Lac Gold Mines, Ltd.	52	production	2-4
Chaplin, Hon. J. D.	119	Pits, operators, listed	74-76
Chapman, R. L.	75	Clements, F. W.	98
Chapman, W. G.	106, 122	Cleveland gold m., production	14
Chapman Bros., clay pit	74	Clifton gold m.	
Charette and Son, S.	67	Production (1922-1924)	18
Chase, G. C.	62, 109	Clinton tp., clay	75
Chatelle, L.	132	Clydach, Wales.	
Chatham, lime	70	Nickel refinery	177
Chatham gore, clay pit	75	Clyde, Mrs. E. M.	111
Chatham tp.		Clyne, P. <i>See</i> Huddleston and Clyne.	
<i>See</i> Wallaceburg.		Coal, for coking industry	38
Cheltenham, brick works	75	Coal gas, statistics	38
Cheltonia-Swastika Mines, Ltd.	156, 157	Cobalt (mineral).	
Chemical fees	54	Demand for, increased	32
Chemical industries, lime consumption	48	Industry and statistics	2, 3, 5, 31, 33, 36
Chemical laboratories.			
<i>See</i> Provincial Assay Office.			
Chemical plants.			
<i>See</i> Acid plants.			

	PAGE
Cobalt (mineral)— <i>Continued</i>	
Mines.....	31, 66
reports.....	181-187
Cobalt, Ont.	
<i>See also</i> Temiskaming Testing Laboratories.	
Silver.	
<i>see also</i> Cobalt silver area.	
mines and managers listed.....	66
Cobalt Central Mines Co., Ltd.	
Dividends.....	34
Cobalt Comet Mines, Ltd.	
Dividends.....	34
Cobalt Frontenac gold m.	
Production (1919, 1922).....	14
Cobalt Lake Mining Co., Ltd.	
Dividends.....	34
Cobalt Lake Mining Co., Ltd.	
Dividends.....	34
Ownership.....	34, 35
Cobalt Properties, Ltd.	
Capital; officers; operations.....	182
Dividends.....	34
Mine, accident rate.....	194
manager and address.....	66
Profit tax.....	58
Properties.....	34, 35, 182
Cobalt silver area.	
Cobalt mg.....	31, 32
<i>see also</i> Cobalt (mineral).	
Gold from ores.....	11
Mines. <i>See</i> Bucke, Coleman tps.	
Silver shipments.....	32, 36
Cobalt Silver Queen, Ltd.	
Dividends.....	34
Cobalt Townsite Mining Co., Ltd.	
Dividends.....	34
Ownership.....	34, 35, 182
Cobnor Silver Mines, Ltd.	
Capital; officers; operations.....	182
Mine manager and address.....	66
Cobocoak, lime.....	70
Cochrane district.	
Gold mg. <i>See</i> Beatty, Cody, Coulson, Garrison, Harker, Hislop, Holloway, Munro tps.; Porcupine g. belt; Rickard, Turnbull tps.	
Mining lands, revenue.....	58, 59
Peat. <i>See</i> Mountjoy tp.	
Cockeram, Alan H.....	90
Cockshutt, Hon. H.....	177
Cockshutt, Henry.....	173
Cody tp.	
<i>See</i> Porcupine Peninsular Gold Mines.	
Coffey, Robert.....	141
Coghill, J. M.....	56
Cohen, Louis.....	90
Coke industry.....	36, 38, 39
Coldwater Crushed Stone, Ltd.....	71
Cole, A. A.....	32
Cole, Cecily.....	93
Cole, J. Y., Jr.....	62, 93
Cole, John G.....	181
Cole Gold Mines, Ltd.	
Capital; officers; operations.....	93
Mine manager and address.....	62
Coleman, Edward.....	83
Coleman mining division.	
Claims recorded (1907).....	57
Coleman tp.	
Cobalt mg. <i>See</i> Cobalt (mineral).	

	PAGE
Coleman tp.— <i>Continued</i>	
Silver mg. <i>See</i> Beaver s. m.; Cobalt Properties; Colonial, Cross Lake, Crown Reserve, Dominion Reduction, Foster, Hudson Bay, Nipissing, O'Brien s. mines; Silver Cliff Synd.; Silver Queen s.m.; Smith Cobalt Mines; Temiskaming s.m.	
Colliery, Wales, owned by International Nickel Co.....	177
Collingwood, limestone quarry.....	72
Collins, chromite near.....	77
Collins Bay, quarry.....	72
Colombia.	
Gold production.....	26
Platinum.....	30
Colonial silver m.	
Lessee; production.....	186
Combined gold m., production.....	21
Comet Leasing Co.	
Operations.....	182
Company, mining, incorporations.....	50-53
Concordia gold m.	
<i>See also</i> Concordia Gold Mg. Co.	
Mill, capacity.....	23
Production.....	9, facing 18
Concordia Gold Mining Co., Ltd.	
<i>See also</i> Concordia g.m.	
Capital; officers; operations.....	93
Mine manager and address.....	62
Cone, Russell C.	
Gold mg., operations.....	62, 94
production.....	11
Congo, Belgian, gold production.....	27
Coniagas Mines, Ltd.	
Dividends.....	34
Ownership.....	34, 35, 182
Coniaurum gold m.	
<i>See also</i> Coniaurum Mines; Goldale shaft.	
Accident rate.....	194
Manager and address.....	62
Mill, capacity.....	23
Operations.....	94, 95
Production.....	9, facing 18
Coniaurum Mines, Ltd.	
<i>See also</i> Coniaurum g.m.	
Acquired Coniaurum g.m.....	facing 18
Capital; officers.....	94
Dividends.....	8
Coniston.	
Acid plant.....	68
Smelter (nickel-copper).....	66, 177
labour employed.....	179
Conkey, M.....	166
Connell, F. M.....	90
Connell, W. H.....	90
Connolly talc m.....	70
<i>See also</i> Canada Talc Co.	
Conover, J. D.....	160
Consolidated Mg. and Smelting Co. of Canada, Ltd.	
Capital; officers; operations.....	95-97
Mines optioned.....	62
Consolidated Sand and Gravel, Ltd.....	74
Consolidated West Dome Lake Mines, Ltd.	
History; production (1924-1930).....	facing 18
Construction contracts.....	1
Statistics.....	45, 46

	PAGE
Construction Materials, Ltd.	74
Contact bay, Wabigoon l.	
Gold mg. <i>See</i> Northern Mines, Inc.	
Contact Bay Mines, Ltd.	21
Cook, C. E.	64, 149
Cook gold m., production	13
Cook Land gold m., production	14
Cooksville, brick works	75
Coon, H. A.	144
Cooper, C.	107
Cooper, D. F.	77, 189
Cooper, James	80
Cooper, W. D., and Barry, P. A.	
Gold mg., Birch L. area	20, 62, 97
Cooper gold m.	141
<i>See also</i> Minto Gold Mines.	
Copings, sewer, statistics	2, 3, 48
Copper.	
Algoma dist., historical note	14
Industry and statistics	2, 3, 5, 28-30
production and value	2, 3, 5, 28, 29
from silver ores	33
increase, percentage	1
Mines.	
<i>see also</i> Cuniptau Mines; Falcon- bridge Nickel Mines; Internat. Nickel Co. of Canada.	
managers and addresses	65
profit tax	58
reports	174-180
Refinery.	
<i>see also</i> Ontario Refining Co.	
precious metals from	11, 28, 29, 31
statistics	2, 28, 29
Copper Cliff.	
Acid plants	42, 66, 68, 188
Nickel-copper. <i>See</i> Internat. Nickel Co. of Canada.	
Refinery (copper)	29, 31
<i>see also</i> Ontario Refining Co.	
Smelter (nickel-copper)	28, 177
Corbet, J. M. R.	137
Cordova gold m.	
Acquired by Consol. Mg. and Smelt- ing Co.	96
Production	14
Corinth Mines, Ltd.	51
Corless Patricia Gold Mines, Ltd.	
Capital; officers; operations	97
Incorporated	52
Mine manager and address	62
Corless tp.	
Gold mg. <i>See</i> Corless Patricia Gold Mines.	
Corner, Austin A.	73
Cornucopia gold m.	
History; production	21
Cornucopia shaft	120
Corporation Management and Execu- tives, Ltd.	98, 142
Corrin, P.	145
Corsan, H. Preston	164
Corson, E. C.	166
Costello g. m. <i>See</i> Omega Gold Mines.	
Costigan, Walter F.	93
Coughlan, W. A.	137
Coulson Consolidated Gold Mines, Ltd.	
Capital; officers; operations	98
Mine address	62
Coulson tp.	
<i>See</i> Coulson Consolidated Gold Mines.	

	PAGE
Coultis and Son, Geo.	74
Countryman, Gordon	69
Cousins, E. L.	89
Couture lake.	
Gold mg. <i>See</i> Supreme Gold Mines.	
Covey, Mary J., gold production	19
Covey, C. H.	71
Cowie, Geo. S.	69
Cowley, Mrs. K.	73
Craig, David	105
Craig, Ernest	65, 69, 139, 174
Craig, R. M.	72
Craig, T. H.	67
Craig gold m.	
Manager and address	62
Mill, proposed	24
Operations	98
Production (1905, 1906)	14
Craig Gold Mines, Ltd.	
<i>See also</i> Craig g.m.	
Capital; officers; operations	98
Craine, J. L.	73
Crang Booth, Ltd.	74
Crannie, Robt.	72
Crawford, Harry	166
Crawford, Robert	75
Crawford, W.	82
Creighton nickel m.	
Accident rate	194
Fire underground	195
Labour employed	179
Manager and address	65
Operations	28, 178
Crescent gold m., production	14
Crespay Slate Products, Ltd.	49
Incorporated	51, 52
Croesus g. m. <i>See</i> Munro Croesus g.m.	
Cromar, William	157
Cromwell, Wm. N.	177
Cross, J. G.	62, 104, 105
Cross lake.	
<i>See</i> Cross Lake s.m.; Smith Cobalt Mines.	
Cross Lake silver m.	
Manager and address	66
Operations	185
Crow River area.	
Gold mg. <i>See</i> Central Patricia g.m.; Pickle L.-Crow R. area.	
Crown Point gold m., production	21
Crown Reserve Consolidated Mines	7
Crown Reserve gold m.	
<i>See</i> Omega Gold Mines.	
Crown Reserve Mining Co., Ltd.	
Dividends	34
Crown Reserve silver m.	66, 183
Cryderman, R.	127
Crystal gold m.	
Production (1897, 1898, 1908)	17
Cuba, chromite from	39
Culross tp., clay pits	74, 75
Culvert pipe, cement	47
Cummings, M. N.	73
Cuniptau Mines, Ltd.	
Capital; officers; operations	174
Mine manager and address	65
Cunningham, Jas. F.	183
Curtin, Frank and John	74
Curtis Bros., clay pit	74
Cyanamid, lime for	47
Czechoslovakia, gold production	26

D	PAGE		PAGE
Dalton, J. A.	121	Deut tp.	
Damascus gold m., production	21	Gold mg. <i>See</i> Hudson Patricia Gold Mines.	
Dan Cushing, Ltd.	52	Department of Highways.	
Dark, Samuel J.	106	Limestone quarries	72
Darkwater Mines, Ltd.	52	Sand and gravel production	48
Darwin, R. A.	98	Department of Mines, Ontario, created	4
Darwin gold m.		Gravel and sand production	48
<i>See also</i> Darwin Gold Mines.		Department of Northern Development.	
Accident rate	194	Gravel and sand production	48
Manager and address	62	De Pencier, H. P.	102
Mill, capacity	23	Deroche and Burrows.	
Operations	99	Gold mg., early	13
Production	10, 18	Deroche tp., quartz	69
Darwin Gold Mines, Ltd.		De Santis, Peter	62, 101
<i>See also</i> Darwin g.m.		De Santis gold m.	
Capital; officers	98	Manager and address	62
Grace g.m. acquired by	18	Operations	101
Davidson, Jacob A.	172	Production (1926, 1933)	18 <i>facings</i>
Davidson Consolidated gold m., production	18	De Santis Gold Mg. Co., Ltd.	101
<i>facings</i>		De Santis Porcupine Mines, Ltd.	
Davies, C. F.	157	<i>See also</i> De Santis g.m.	
Davis, Bruce P.	110	Capital; officers	101
Davis G. A.	108	Deschênes, Que., refinery	28
Davis, Norman R.	121	Deseronto Refineries, Ltd.	51, 52
Davis tp.		Dewe, J.	15
Gold mg. <i>See</i> Mac-Auer Gold Mines.		De Wilton, E. W.	145
Dawn tp., petroleum	43	De Wolf, A.	73
Day, James E.	99, 119	Diamond-drilling operations	5, 6
Day, T. J.	119	Diamonds, consumption of	6
Deacon, Thos. R.	88	Diatomite.	
Dean, J. C., and Downey, R.		Industry	41
Lessees, Wettlaufer silver m.	182	producers listed	67
Dean and Williams gold m.	13	production and value	2, 3
De Camps, E. B. E.	62, 98	Diatomite Products, Ltd.	67
Decewsville, limestone quarry	71	Dibblee Construction Co.	71
Decewsville Crushed Stone, Ltd.	71	Dick, A. C.	92
Deep Brook, N. S., gypsum mill	173	Dickenson, E. H.	143
Deeth, H. R.	69	Dickenson, J. G.	185
Defoe, S. J.	172	Dikdik gold m.	
Del Sol Gold Mines, Ltd.	105	Manager and address	63
Deller, Wm. H.	74	Mill, proposed, capacity	24
Deller and Son, Albert.	74	Operations	137
Deller Bros.	74	Production	10, 19
Delnite Mines, Ltd.		Diplock, H. T.	188
Capital; officers; operations	99-101	Dividends and bonuses.	
Mine manager and address	62	Gold mines	5, 8
Deloro.		Metal mines	5
<i>See also</i> Deloro Smelting and Refining Co.		Nickel-copper mines	5, 30
Gold mg.	13	Silver-cobalt mines	5, 34, 35
Deloro gold m., production	14	Dixon, R. J.	116
Deloro Smelting and Refining Co., Ltd.		Doane, A. J.	138, 169
Arsenic production	41	Dobmeier, F.	145
Manager and address	66, 67	Dochart Brick, Tile and Terra Cotta Works	74
Operations; silver production	32, 188	Dodge, H. E.	144, 167
Deloro tp.		Doghole bay, L. St. Joseph	90, 151, 152
Gold mg. <i>See</i> Buffalo Ankerite, Concordia g. mines; Delnite Mines; Hayden g.m.; McLaren-Porcupine Gold Mines; Marbuan g.m.		Dome gold m.	
Delta, lime	71	<i>See also</i> Dome Mines.	
Delta Metals, Ltd.	179	Accident rate	194
Delta Mines Syndicate	179	Manager and address	62
Delta nickel m.		Mill, capacity	23
<i>See</i> Van Nickel Mines.		Operations	102-104
Demary, Dr. A. F.	146	Production	9, <i>facings</i> 18
Dempster, E. A.	174	Dome Lake gold m.	
Deneault, F.	68	History; production	18 <i>facings</i>
Denman, R. O.	77	Dome Lake shaft	18, 149
Dennis, Geo. H.	71	Dome Mines Co., Ltd.	8
Dennis, W. R.	138	Dome Mines, Ltd.	
		<i>See also</i> Dome g.m.; Foley O'Brien Corpn.	
		Dividends; issuance of shares	8

	PAGE
Dome Mine, Ltd.— <i>Continued</i>	
Officers; financial statement.....	101, 102
Profit tax.....	58
Dome tp.	
Gold g.m. <i>See</i> Howey g.m.	
Dominion Bureau of Statistics.....	1, 47
Dominion Diatomite, Ltd.....	67
Dominion Foundries and Steel, Ltd....	37
Dominion Mines and Quarries, Ltd....	69
Dominion Reduction Co.	
Gold production.....	11, 21
Dominion Reduction silver m.	
Mill, lessee; production.....	66, 187
Dominion Rock Products, Ltd.....	70
Dominion Salt Co., Ltd.....	69
Donaldson, G. A.....	74
Donaldson, Oliver G.....	170
Donaldson, Samuel.....	72
Dorfman, Andre.....	79, 140, 146
Dornatge, Millard C.....	110
Douglas, Archibald.....	144
Douglas and Douglas, clay pit.....	74
Douro tp. <i>See</i> Lakefield.	
Dover Brick and Tile Works.....	75
Dover tp.	
Natural gas; petroleum.....	43
Dowker, G. N.....	69
Downey, R., gold production.....	17
Downey, Ralph.	
Lessee, Wettlaufer s.m.....	66, 182
Downing, C. E.....	70
Doyle, W. L.....	106
Drain pipe, cement.....	47
Drain tile, statistics.....	2, 3, 49, 50
Draughting Office.....	60
Dredging, sand and gravel.	
Operators listed.....	73
Output and value.....	48
Royalties and licenses.....	54
Drilling.	
<i>See</i> Boring permits; Diamond-drilling.	
Driscoll, Roy.....	169
Drummond-Hay, H. R.....	153
Drury tp.	
Nickel mg. <i>See</i> Van Nickel Mines.	
Du Bois, P.....	88
Duff, D. A.....	128
Dufferin Paving and Crushed Stone Co.	71
Dulles, John F.....	177
Dumbrille, J. C.....	63, 112
Dumond, A. E.....	62
Dumond Mining and Exploration Co., Ltd.....	62
Duncan, Herbert L.....	112
Dundas, limestone quarry.....	71
Dunn, David.....	76
Dunn, George.....	138
Dunwich tp.	
Clay products.....	75
Petroleum.....	43
Duport Mining Co., Ltd.	
Capital; officers; operations.....	104, 105
Mill, capacity.....	24
Mine manager and address.....	62
Production.....	11, 21
Duquesne Mines, Ltd.....	52
Durham, sand and gravel.....	74
Durham co., clay pit.....	74
Durham Stone and Sand Co.....	74
Duties. <i>See</i> Tariffs.	
Dutton, petroleum.....	43

	PAGE
Dwyer, E. J.....	127
Dye, Robert.....	102
Dyment.	
Gold mg. <i>See</i> Clark Gold Mines; Sakoose Gold Mines.	
Dysart tp. <i>See</i> Haliburton.	
E	
Eabamet lake, gold mg.....	107
Eager, F. J.....	65, 179
Earl, Charles.....	166
Earle, A. P.....	148
Earle, E. P.....	184
East Flamborough tp.	
<i>See</i> Aldershot; Waterdown.	
East Neebish island, quartzite.....	69
East York tp., clay pits.....	74, 76
East Zorra tp., clay pit.....	76
Eaves, Edmund.....	182
Eby tp.	
Gold mg. <i>See</i> Selected International Mines.	
Ecuador, gold production.....	26
Eden, W. A.....	164
Edgar Irvine Co., quarry.....	72
Edgelake Gold Mining Co., Ltd.	
Capital; officers; operations.....	105
Mine manager and address.....	62
Edwards, C. M.....	158
Edwards, P., gold production (1929)...	20
Edwards, Wm.....	78
Edwards Gold Mines, Ltd.	
Capital; officers; operations.....	105
Manager and address.....	62
Eganville, lime.....	70, 71
Elderkin, C. F.....	148
Eldon tp., limestone.....	71
Eldorado Gold Mines, Ltd.....	40
Electric accidents.....	192, 193
Electrolytic copper refining.	
<i>See</i> Ontario Refining Co.	
Electro-Metallurgical Co. of Canada, Ltd.....	37
Elgin co. <i>See</i> Bayham, Dulwich, Mala- hide tps.	
Elizabeth gold m.	
Historical note; operations.....	106
Production.....	22
Elizabeth Gold Syndicate.....	62, 106
Elk Lake. <i>See</i> Ashley g.m.; Young- Davidson g.m.	
Ellice tp., peat.....	69
Elliott, E. F.....	93
Elliott, Jas. J.....	75
Elliott, John.....	106
Elliott, R. A.....	188
Elliott, Wm.....	75
Ellis, C. R.....	167
Elma tp., peat.....	69
Elora, lime.....	70, 174
Elora Gold Mines, Ltd.....	52
Elward, P. J.....	126
Elzevir tp.	
Actinolite.....	67
Gold mg.....	13, 14
Emery, V. H.....	85, 121
Emission, J. C.....	166
Emmons, K. P.....	165
Emperor Gold Syndicate.....	52
Empire. <i>See</i> Northern Empire g.m.	



	PAGE
Empire gold m., production.....	21
Employment, increase in.....	1
<i>See also</i> Labour statistics.	
Empress gold m., production.....	19
Engineering construction contracts....	1
Value of.....	46
England. <i>See</i> Acton; Birmingham; London.	
Englebright, W. H.....	127
Ennis, R. J.....	63, 132
Enniskillen tp., petroleum.....	43
Eramosa tp., lime.....	71
Eric Canadian Mines, Ltd.....	99
Erion, F.....	145
Errington, Jos.....	82, 111, 120, 128, 139
Errington tp.	
Gold mg. <i>See</i> Lafayette Long Lac Gold Mines.	
Esqueting tp. <i>See</i> Limehouse; Milton.	
Essex co.	
<i>See also</i> Amherstburg; Anderson, Tilbury tps.	
Clay pits.....	74, 76
Sand and gravel.....	74
Etobicoke tp.	
Clay pits.....	74, 75
Sand and gravel.....	74
Europe, cobalt ore shipped to.....	32
Evans, D. Owen.....	177
Evans, Thomas.....	157
Excelsior Gold Mines, Ltd.....	52
Exchange, monetary.....	26
Exchange adjustments, compensation.	
<i>See</i> Exchange equalization.	
Exchange equalization.	
Gold mines.....	2, 4, 5, 9-11, 25
Notes and corrections.....	25
Exchange premium on gold.	
<i>See</i> Exchange equalization.	
Exolon Company, Ltd.....	37
Expenditures, mining.....	53
Explosives, accidents due to.....	192
F	
Face brick, statistics.....	2, 3, 49, 50
Fahralloy Canada, Ltd.....	31
Fairlie, M. F.....	81, 135
Fairmac Silver Mines, Ltd.....	52
Falcon Gold Mines, Ltd.	
Capital; officers; operations.....	106
Incorporated.....	52
Manager and address.....	62
Falcon Gold Syndicate.....	138
Falconbridge Nickel Mines, Ltd.	
Accident rate.....	194
Dividends.....	29, 30
Mine manager and address.....	65
Officers; operations.....	28, 174-177
Profit tax.....	58
Quartzite quarry.....	69
Refinery.....	176
Smelter.....	66
Falconbridge tp.	
Gold mg. <i>See</i> Falcon Gold Mines.	
Fancy, H. F.....	66, 182
Fasken, Alexander.....	102, 184
Fatalities, mining.....	189-191
Faulkenham lake.	
Gold mg. <i>See</i> Madsen Red Lake Gold Mines.	

	PAGE
Favel. <i>See</i> Howey g.m.	
Fawcett, T. C.....	64, 141
Fees, recording, etc., revenue.....	54-56
Feigle gold m.....	13
Feine, George R.....	85
Feldspar.	
Industry and statistics.....	2, 3, 41
Mines and managers listed.....	67
Felton, A. J.....	168
Felton, R. D.....	107
Fennell, Robert.....	98, 151
Ferguson, P. G.....	62
Ferro-alloys.	
Producers; statistics.....	37
Ferro-chrome. <i>See</i> Chromite.	
Fertilizer, lime for.....	48
Finance Department, purchases bullion	24
Finch tp., marble.....	72
Finlay, P. C.....	113
Fires in mines, report.....	194-196
St. Anthony g.m.....	155
Fireproof tile, production.....	49
Fisher, Paul.....	143
FitzGerald Testing Laboratory.....	78
Fleming, John.....	69
Fleming, P. M.....	62
<i>See also</i> Argonaut g.m.	
Fleming, Stuart.....	126
Fletcher, I. L.....	181
Fletcher, I. K.....	127, 138
Floor tile, statistics.....	2, 3, 49
Florence River (Quebec) Gold Mines, Ltd.....	52
Flower pots, production.....	49, 50
Flower station, pyrite mine.....	68
Floyd, C. A.....	80
Floyd, C. C.....	80
Flue linings, statistics.....	2, 3, 49
Fluorspar.	
Industry and statistics.....	2, 3, 41
Mines and managers listed.....	68
Flux, limestone for.....	37
Foley O'Brien Corp., Ltd.	
Bought by Dome Mines.....	104, 107
Capital; officers; operations.....	106, 107
Mine and address.....	62
Foley O'Brien, Ltd.....	107
Foley gold m., production.....	11, 22
Foot, G. A.....	137
Forbes, D. L. H.....	164
Forbes, J. M.....	62, 105
Ford Motor Co., steel plant.....	37
Forest, clay pit.....	75
Forest permits.....	55
Forrest, W. L.....	166
Forster, F. E.....	66, 168, 186
Fort Frances.	
Classes for prospectors.....	197, 198
Fort Frances mg. division.	
Recorder's report.....	55-57
Fort Hope Consolidated Gold Mines, Ltd.	
Capital; officers; operations.....	107, 108
Mine and address.....	62
Fort Hope Gold Mines, Ltd.....	107
Fort William.	
Classes for prospectors.....	197, 198
Trap quarry.....	73
Fort William Brick Co.....	75
Forty Five Mile Post Syndicate, Ltd.....	51
Foster, R. R.....	71, 74

	PAGE
Foster Cobalt Mining Co., Ltd.	
Dividends.....	34
Foster Pottery Co.....	75
Foster silver m.	
Manager and address.....	66
Operations; production.....	184
Fox, E. D.....	132, 146
Fox Lake Gold Mines, Ltd.	
Capital; officers; operations.....	108
Incorporated.....	52
Mine manager and address.....	62
Fox Lake Gold Syndicate.....	108
France, gold production.....	26
Franklin Gold Mines, Ltd.	
Capital; officers; operations.....	108
Mine and address.....	62
Fraser, Douglas.....	198
Fraser, Lorne J.....	75
Fraser tp., feldspar.....	67
French Guiana, gold production.....	26
French West Africa, gold production..	27
Frid Bros., Ltd., clay products.....	75
Friel, Jos. V.....	101
Fripp, H. D.....	183
Frohberg, M. H.....	62, 99
Frohe, Ferdinand.....	121
Frontenac co.	
<i>See also</i> Kingston.	
Gold mining.....	12, 14
Limestone quarry.....	72
Mica.....	68
Frontenac Floor and Wall Tile Co.....	67
Frontier silver m.....	186
Frood nickel m.	
Accident rate.....	194
Labour employed.....	179
Manager and address.....	65
Operations.....	28, 178
Fuller, A. S.....	149
Fuller Gravel, Ltd.....	74
Fulton, A. G.....	120
Futterer, Edward.....	63, 117
G	
Gachin Gold Mines, Ltd.....	51
Gage, F. H.....	84
Gairdner, J. A.....	160
Galbraith tp.	
Gold mg. <i>See</i> Havilah g.m.	
Gallagher, Chas. V.....	153
Gallagher, F. O.....	111
Gallagher, J. J.....	136
Gallagher Lime and Stone Co., plant..	70
Garrison tp.	
Gold mg. <i>See</i> McKenzie g. claims.	
Garth Chiboug Gold Syndicate, Ltd....	52
Gas, coal, statistics.....	38
Gas, natural. <i>See</i> Natural gas.	
Gatling gold m., historical note.....	13
Gatling Pearce gold m., production....	14
Gauthier tp.	
Gold mg. <i>See</i> Kirkland Consol. Mines.	
Geddes, F. H.....	92
Gemmill, R. A.....	109
General Electric Co., mica mg.....	68
George H. Gillespie Co.....	44, 70
Georgetown, sandstone quarry.....	73
Geraldton. <i>See</i> Little Long Lac g.m.	
Geraldton Long Lac Gold Mines, Ltd..	52
Gerhard, P. H.....	169

	PAGE
Gibbs, F. B.....	173
Gibbs, G. F.....	63, 116
Gifford, J. R.....	142
Gilbertson, Gordon.....	71
Gilles, A. T.....	142
Gillies Lake-Porcupine gold m.	
<i>See also</i> Gillies Lake-Porcupine Gold Mines.	
Accident rate.....	194
Manager and address.....	62
Mill, capacity.....	23
Operations.....	109
Production.....	9, facing 18
Gillies Lake-Porcupine Gold Mines, Ltd.	
<i>See also</i> Gillies Lake-Porcupine g.m.	
Capital; officers.....	108, 109
Gilmour gold m.	
<i>See also</i> Gilmour Gold Mines.	
Manager and address.....	62
Mill, capacity.....	24
Operations.....	109, 110
Production (1909, 1910).....	14
Gilmour Gold Mines, Ltd.	
<i>See also</i> Gilmour g.m.	
Capital; officers.....	109
Incorporated.....	52
Ginn, H. G.....	56
Giustini, Giuseppe.....	101
Gladstone and Feigle gold m.....	13
Glasgow, Scotland, rolling mills.....	177
Glass industry, lime consumption....	48
Glass Reef gold m., production.....	21
Glendenning, H. G.....	67
Glenelg tp., lime.....	71
Globe, A. R.....	61, 67
Globe Investment, Ltd.....	84
Gloucester tp.	
Clay products.....	76
Limestone quarries.....	71, 72
Mineral water. <i>See</i> Carlsbad Springs.	
Sand and gravel.....	74
Godden, R. J. C.....	64
Goderich, salt.....	69
Goderich Salt Co.....	69
Godfrey and Co., Thos.....	75
Goetz, E. P.....	102
Gold.	
Industry and statistics.....	1-26
labour statistics.....	22
milling, lime consumption.....	48
plants, capacity.....	22-24
premium on exchange. <i>See</i> Exchange equalization.	
prices.....	25
production and value.....	2, 3, 5, 9-22
from nickel-copper ores.....	7, 11, 28
from refineries.....	29, 31
increases.....	1, 7
world.....	26, 27
Mines.	
<i>See also</i> Algoma, Cochrane dists.; Hastings co.; Kenora dist.; Patricia portion; Rainy River, Sudbury, Thunder Bay, Timiskaming dists.	
accident; fires in.....	189-196
dividends paid by.....	5, 8
managers and addresses.....	61-65
profit tax.....	58
reports.....	78-172

	PAGE
Gold Creek Mines, Ltd. ....	52
Gold Eagle Gold Mines, Ltd.	
Capital; officers; operations. ....	110
Mine manager and address. ....	62
Gold Fern Mines, Ltd. ....	52
Gold Hill gold m., Catharine tp.	
Production (1927, 1928).....	16
Gold Hill gold m., Kenora dist.	
Production (1886, 1893).....	21
Gold Lands Syndicate of Algoma.	105
Gold Panner gold m., production. ....	21
Gold Pyramid gold m.	
Production (1911)..... <i>facing</i>	18
Gold Quartz Mining Corp., Ltd. ....	52
Gold Reef gold m.	
Production (1915, 1917)..... <i>facing</i>	18
Gold standard, abandoned by U.S. ....	24
Gold Winner gold m., production. ....	22
Goldale shaft, Coniaurum g.m.	
Central Porcupine g.m. worked from	92
Golden Arm Mines, Ltd. ....	62
Golden Crescent gold m., production..	22
Golden Fleece g.m., production. ....	14
Golden Gate Mining Co., Ltd.	
<i>See also</i> Lucky Cross g.m.	
Kirkland Gateway gold m. owned	
by..... <i>facing</i>	16
Mill, capacity. ....	23
Mine manager and address. ....	62
Golden Horn gold m.	
Optioned by Consol. Smelters. ....	96
Production. ....	21
Golden Reed gold m.	
Production (1903).....	18
Golden Star gold m.	
Mill, capacity. ....	24
Production. ....	22
Golden Summit Mines, Ltd.	
Capital; officers; operations. ....	110
Mill, capacity. ....	23
Mine manager and address. ....	62
Golden Whale gold m. <i>See</i> Sakoose g.m.	
Goldsborough, C. B. ....	137
Gomak Mines, Ltd.	
Capital; officers; operations. ....	110, 111
Mill, capacity. ....	23
Mine manager and address. ....	62
Gomoll Brick and Tile Works. ....	75
Goodall tp.	
Gold mg. <i>See</i> Hudson Patricia Gold	
Mines.	
Gooderham, A. E. ....	71
Goodings, K. M. ....	73
Goodwin, E. M. C. ....	72
Goodwin, R. F. ....	166
Gordon, A. B. ....	111, 128
Gordon, Sir Charles. ....	96
Gosfield South tp., clay. ....	74
Goudreau gold area.	
Gold mg. <i>See</i> Algold Mines; Algoma	
Summit g.m.	
Gow, James. ....	71
Goward Gold Mines, Ltd.	
Incorporated. ....	52
Mine manager and address. ....	62
Gowganda mining div.	
Recorder's report. ....	56, 57
Gowganda silver area.	
<i>See also</i> Leith, Nicol tps.	
Silver mines. ....	32
shipments. ....	32, 36

	PAGE
Grace gold m., Algoma dist.	
History; production. ....	18
Grace gold m., Kenora dist.	
Production. ....	21
Grace (Rainbow) lake.	
Gold mg. <i>See</i> Sol-D'Or Gold Mines.	
Graham, D. E. ....	64, 144
Graham, R. ....	121
Granite.	
Operators listed. ....	72
Statistics. ....	2, 3, 49
Grant, Sir A. Hamilton. ....	79
Grant, Gideon. ....	172
Grant, J. E. ....	64, 83, 141
Grant, Stuart. ....	93
Graphite.	
Industry and statistics. ....	2, 3, 41
Mg. <i>See</i> Black Donald Graphite Co.	
Grattan tp. <i>See</i> Eganville.	
Gravel. <i>See</i> Sand and gravel.	
Gravel and Lake Services, Ltd. ....	73
Graves, Edwin C. ....	97
Gray, J. J. ....	78
Great Lakes, sand and gravel. ....	48, 73
Greece, chromite from. ....	39
Green, W. F. ....	60
Greenblatt, M. G. ....	132
Greene, Dr. E. H. ....	82
Greene, Richard T. ....	184
Greenock tp., clay pit. ....	75
Greenshields, C. G. ....	80
Gregon, limestone. ....	71
Grenfell tp.	
Gold mg. <i>See</i> Golden Summit Mines;	
Kirkland Consol. Mines.	
Grenon, Jas. ....	71
Grew, Frank. ....	161
Grey co.	
<i>See also</i> Durham; Glenelg, Keppel	
tps.; Owen Sound; Sullivan tp.	
Limestone quarry. ....	72
Griffith, J. A. ....	142
Grimsby Brick and Tile Works. ....	75
Grimsthorpe tp.	
Gold mg. <i>See</i> Gilmour g.m.	
Gross, David. ....	98
Grotz, Frederick. ....	109
Guelph, lime quarry and plant. ....	70, 173
Guess, H. A. ....	166
Guiana (British; French; Dutch).	
Gold production. ....	26
Guillet tp., Que.	
Gold claims optioned to McIntyre. ....	135
Guinard gold m. ....	13
Gunter, Judson A. ....	67
Gunter Galena Mines, Ltd. ....	52
Gurd, Chas. and Co. ....	68
Gypsum.	
Industry and statistics. ....	2, 3, 42
Mg. <i>See</i> Canadian Gypsum Co.;	
Gypsum, Lime and Alabastine,	
Canada.	
Gypsum, Lime and Alabastine, Canada,	
Ltd.	
Capital; officers; operations. ....	173
Gypsum mine, accident rate. ....	194
manager and address. ....	68
Lime plants and quarry. ....	70
Limestone quarries. ....	71
Gypsum Packet Co. ....	173
Gypsumville, Man., limestone quarry. .	174

H	PAGE	PAGE	
Hacker, W. J.	63, 127	Harold Lake gold m., production	22
Hadley's Chatham, Ltd.	73	Harper Brick Works	75
Hagersville.		Harris, G. H.	102
Gypsum. <i>See</i> Canadian Gypsum Co.		Harris, P. J.	63, 121
Limestone	71	Harris, Swain and Cavano.	
Hagersville Contracting Co.	71	Gold washing, Birch L. area	161
Hagersville Quarries, Ltd.	71	Harrison-Hibbert Mines, Ltd.	52
Haight, I. E.	145	Hart, R. S.	77
Haight, J. C.	121	Harvey, H. T.	74
Haight, W. L.	145	Harvey Kirkland gold m.	83
Haileybury, limestone quarries	71, 72	Hastings co.	
Haines, G. S.	98	<i>See also</i> Actinolite; Grimsthorpe,	
Haire, H. J.	173	Huntingdon, Madoc, Marmorra,	
Haire, R. E.	173	Rawdon, Thurlow, Tudor tps.	
Halcrow tp. <i>See</i> Halcrow-Swayze g.m.		Gold mg., historical notes	12, 13
Halcrow-Swayze gold m.		production	12, 14
Manager and address	62	Hattie, Alex.	64, 152
Mill, capacity	23	Havilah (Ophir) gold m., Galbraith tp.	
Operations	111	Production (1893, 1910, 1911)	18
Production	10, 17	Hawk Junction, gold mg. near	142
Halcrow-Swayze Mines, Ltd.		Hawkesbury, limestone quarry near	71
<i>See also</i> Halcrow-Swayze g.m.		Hawkins tp.	
Capital; officers	111	Gold mg. <i>See</i> Shenango Gold Mines.	
Haldenby, C. N.	110	Hay, T.	147
Haldimand co. <i>See</i> Decewsville; Onecida,		Hay island, L. of the Woods	
Seneca, Walpole tps.		Gold discovery, historical note	15
Haldimand Quarries and Construc-		Haycock tp.	
tion, Ltd.	71	Gold mg. <i>See</i> Franklin Gold Mines.	
Halet, R.	71	Hayden, Charles	177
Haliburton, limestone	71	Hayden gold m.	
Haliburton co.		<i>See also</i> Naybob Gold Mines.	
<i>See</i> Cardiff tp.; Haliburton.		Accident rate	194
Halite. <i>See</i> Salt.		Manager and address	64
Hall, W. S.	62, 169	Mill, capacity	23
Halladay, Reginald	177	Operations	142
Hallett, B. E.	75	Production	9, facing 18
Halliday, Fred	71	Haydite.	
Halton co.		Production and value	2, 3, 49, 50
<i>See also</i> Esquesing, Nassagaweya tps.		for cement products	47
Sandstone quarries	73	Headlight gold m.	22
Hamilton.		Hearst tp.	
Classes for prospectors	197, 198	Gold mg. <i>See</i> Martin Bird Syndicate.	
Clay pits	74	Heavy clay products	48
Iron industry	37, 66	Heinze shaft	149
Lime plant	70	Hellyer, A. N. G.	76
Hamilton, F. H.	79	Helou, J. J. L.	157
Hamilton Pressed Brick Co.	75	Henderson, G. C.	74
Hammell, Mrs. Eola	151	Henderson, Geo. M.	153
Hammell, J. E.	117, 151	Henderson talc m.	70, 187
Hammond Reef gold m., production	22	Accident rate	194
Hamrick, F. G.	166	Hendrick, J., gold production (1934)	20
Hand, E. M.	89	Hendricks, Robert J.	64, 65, 145, 167
Hanna Fuels, Canada, Ltd.	51	Henniger, M. G.	72
Harbour Brick Co.	73	Henning, C. F.	173
Hard Rock Gold Mines, Ltd.		Henry, R. J.	65, 165
Capital; officers; operations	111, 112	Hepburn, General B. R.	119
Mine manager and address	63	Herbert, A. L.	82, 174
Hardy, J. Gordon	177	Hershman, Charles L.	61
Hare, P. M. A.	108	Hespeler, lime plant	70
Hargraff, W.	145	Heyson tp. <i>See</i> Howey g.m.	
Harker tp.		Hibbard, E.	147
Gold mg. <i>See</i> Teddy Bear Valley		Hicks, Dr. H. S.	64, 158
Mines.		Higgins, W. J.	66, 187
Harkness, J. G.	153	High Falls, power plant	177
Harkness, R. B.		Highgrade Syndicate.	
<i>See</i> Natural Gas Commissioner.		Gold production (1933)	20
Harkness-Hays Gold Mines, Ltd.		Highways, Dept. of.	
Capital; officers; operations	112	<i>See</i> Dept. of Highways.	
Mill, capacity	24	Hill, A. W.	75
Mine manager and address	63	Hill, Aaron.	75
Production	10, 19	Hill Gold gold m., production	18

	PAGE
Hillsborough, N.B., gypsum.....	174
Hillside Gold Mines, Ltd.	
Capital; officers; operations.....	112
Mine address.....	63
Hinde, James H.....	73
Hinde Bros., sand-lime brick.....	73, 74
Hisbert Mines, Ltd.....	51
Hislop gold m.	
<i>See also</i> Ross g.m.	
Operations.....	115, 116
Hislop tp.	
Gold mg. <i>See</i> Hislop g.m.; Vimy Gold Mines.	
Hitch, D. A.....	75
Hitch, Thos.....	75
Hitchcock, C. H.....	84, 106,
Hitchins, W.....	110
Hodder and Sons.....	75
Hodgetts, A. W.....	149
Hodgkins, H. L., and Sons.	
Peat operations.....	180
Hodgson, J. C.....	95
Hoefle, J. J.....	145
Hoffman, R. D.....	186
Hoffman, C. Ellwood.....	166
Hogarth, D. M.....	128, 156
Hogarth, L. F.....	83
Holden, John B.....	113
Holland, H. E.....	56
Hollands-Hurst, H.....	64, 154
Hollinger Consolidated Gold Mines, Ltd.	
<i>See also</i> Hollinger, Young-Davidson g. mines.	
Capital; officers.....	112, 113
Financial statement.....	113, 114
Dividends; history.....	8
Mines owned and under option.....	63
Profit tax.....	58
Work by on Porcupine Lake g.m.....	152
Hollinger gold m.	
<i>See also</i> Hollinger Consol. Gold Mines.	
Accident rate.....	194
Fire, underground.....	194, 195
Manager and address.....	63
Mill, capacity.....	23, 115
Operations.....	114-116
Production.....	9, facing 18
Hollinger Gold Mines, Ltd., dividends...	8
Holloway tp.	
Gold mg. <i>See</i> Teddy Bear Valley Mines.	
Holt, Sir Herbert.....	96
Honeywell tp.	
Gold mg. <i>See</i> Sol-D'Or Gold Mines.	
Honsberger, A. H.....	63, 138
Hook, O. M.....	68
Hope tp., clay pit.....	74
Hopkins, P. E.....	167
Hore, R. E.....	98
Horne, William.....	72
Horseshoe Mines, Ltd.	
Capital; officers; operations.....	116
Mill, idle, capacity.....	24
Mine manager and address.....	63
Regina g.m. owned by.....	21
Horton tp.	
Limestone. <i>See</i> Renfrew.	
Horwood lake.	
Gold mg. <i>See</i> Smith-Thorne g.m.	
Hosking, Wm.....	141
Hotchkin, M. W.....	65, 166

	PAGE
Hottah Lake Gold and Radium Mines, Ltd.....	52
Hough, Ira E.....	153
Hoult, M.E.....	108
Howell, P. L.....	144
Howes, G. A.....	63, 130
Howey gold m.	
<i>See also</i> Howey Gold Mines.	
Accident rate.....	194
Manager and address.....	63
Mill, capacity.....	24
Operations.....	117-119
Production.....	11, 20
Howey Gold Mines, Ltd.	
<i>See also</i> Howey g.m.	
Capital; officers.....	116, 117
Dividends.....	8
Financial statement.....	117, 118
Profit tax.....	58
Howlett and Sons, Ltd., Fred. W.....	75
Howry Creek gold area.	
<i>See</i> Bousquet Gold Mines.	
H. R. 951 gold claim.	
Acquired by Buffalo Ankerite Gold Mines.....	85
Huddleston, J., and Clyne, P.	
Gold production.....	facing 18
Hudson, A. S.....	62, 97
Hudson Bay Mines, Ltd., dividends...	35
Hudson Bay silver m.	
Ore shipments.....	182
Hudson Patricia Gold Mines, Ltd.	
Capital; officers; operations.....	119
Mill, proposed.....	24
Mine manager and address.....	63
Huestis, H. I.....	132
Huevelman, H. H.....	105
Huff, W. C.....	172
Hughes gold m., production.....	facing 18
Hughson, W. G.....	138
Humberstone tp. <i>See</i> Port Colborne.	
Hume, W. J.....	91
Hummel, Wm. L.....	69
Hunter, H.....	169
Hunter gold m.	
<i>See also</i> Porcupine Lake Gold Mg. Co.	
Operated by Hollinger.....	152
Huntingdon tp.	
<i>See</i> Fuller; Henderson talc m.	
Huntington, W. Va., nickel mill.....	177
Huntsville Brick Works.....	75
Hurd, Ralph.....	121
Hurd, W. E.....	138
Huron co.	
<i>See also</i> Goderich.	
Clay products.....	76
Huronia, La Mine D'Or.	
Production (1913, 1914).....	16
Huronian (Moss) gold m.	
Historical notes.....	15, 19
Hussey, W. J.....	137
Hutchinson Lake Gold Mines, Ltd.....	52
Hutchison, F. L.....	119
Hutchison, James.....	157
Huycke, F. G.....	64, 146
Hybla.	
Feldspar.....	67
Quartz.....	69
Hydrated lime.	
Plants listed.....	70, 71
Production and value.....	2, 3, 47

	PAGE		PAGE
Hydro-electric plants.		Jervis, W. J. ....	75
Owned by Internat. Nickel Co. ....	177	Jesuit Fathers. ....	14
Hyman, Bernard N. ....	109	J-M Consolidated gold m.	
		<i>See also</i> J-M Consol. Gold Mines.	
I		Accident rate. ....	194
Imperial Gold Mines, Ltd., production.	21	Manager and address. ....	63
Imperial Oil Refineries, Ltd. ....	43	Mill, capacity. ....	24
Incorporations of mg. companies. ....	50-53	Operations. ....	120
Independence gold m., production. ....	22	Production. ....	11, 20
India, gold production. ....	27	J-M Consolidated Gold Mines, Ltd.	
Industrial construction contracts.		<i>See also</i> J-M Consolidated g.m.	
Value of. ....	46	Capital; officers. ....	119
Infection, incidence of. ....	192	Joannes Gold Mines, Ltd. ....	52
Infusorial earth. <i>See</i> Diatomite.		Johnson, Hilding. ....	63, 121
Ingham, Clark L. ....	99, 161	Johnson, James, Estate of. ....	75
Ingram, J. ....	79, 140	Johnson, T. A. ....	167
Ingram Radium, Ltd. ....	51	Johnson, W. R. G. ....	167
Innerkip Lime and Stone Co. ....	70	Johnston, Albert W. ....	164
Innerkip Quarries, Ltd. ....	72	Johnston, B. ....	169
Insecticides. <i>See</i> Arsenic.		Johnston, Norman D. ....	182
Inspectors of Mines.		Johnston, Strachan. ....	132
Reports on Mines of Ontario. ....	77-188	Joliette, Que., lime plant. ....	174
Reports on Mining Accidents. ....	189-196	Jomac Gold Syndicate, Ltd. ....	138
International Nickel Co.		Jones, Douglas. ....	168
Dividends (1906-1928). ....	30	Jones, John G. ....	143
International Nickel Co. of Can., Ltd.		Jones, R. D. ....	62, 111
<i>See also</i> Frood ni. m.; Creighton ni. m.		Jones-Porter gold m.	
Dividends. ....	30	<i>See also</i> Concordia Gold Mg. Co.	
Mines, managers and addresses. ....	65	Manager and address. ....	62
Operations. ....	31, 177-179	Mill, capacity. ....	23
Ore reserves. ....	179	Production. ....	9, facing 18
Profit tax. ....	58	Jones-Porter Mines, Ltd. ....	93
Rare metals, production. ....	28	<i>See also</i> Jones-Porter g.m.	
Refineries.		Jordan, C. F. ....	141
<i>see also</i> Ontario Refining Co.		Jordon, E. ....	66, 188
Port Colborne. ....	66, 178, 179	Joseph, Henry. ....	95
Smelters.		Jowsey, R. J. ....	138, 160
Coniston. ....	66, 178	Jowsey Denton Gold Mines, Ltd. ....	52
Copper Cliff. ....	28, 66, 178	Joynt, George. ....	174
Interprovincial Brick Co., Ltd. ....	75	Jubilee gold m.	
Iona, N.S., gypsum mill. ....	173	<i>See also</i> Minto Gold Mines.	
Iridium, production. ....	28	Accident rate. ....	194
Iron and steel industry. ....	36, 37	Manager and address. ....	64
Blast furnaces. ....	37, 187, 188	Operations. ....	140
Lime consumption. ....	48	Production (1934, 1935). ....	10, 18
Statistics. ....	4, 5, 36, 37	Jubilee Long Lac Gold Mines, Ltd. ....	52
Iron Duke gold claim.		Jugoslavia.	
Acquired by Richelieu Gold Mines. ....	154	Chromite from. ....	39
Iron pyrites.		Gold production. ....	26
Industry and statistics. ....	3, 42	Jupp Construction Co., A. E. ....	74
Mine and manager. ....	68		
Irvine Co., Ltd., Edgar. ....	72	K	
J		Kaladar tp.	
Jackson, W. B. ....	75	Gold mg. ....	97
Jackson, W. S., gold production. ....	19	Kaplan, Max. ....	181
Jackson-Manion gold m.		Kapusking.	
<i>See</i> J-M Consolidated g.m.		Classes for prospectors. ....	197, 198
Jacobs, C. V. ....	145	Kashabowie. <i>See</i> Moss g.m.	
James, E. B. ....	61	Keeley, E. C. ....	77, 189
James, E. S. ....	187	Keeley silver m.	
Jamieson, J. A. ....	71, 75	<i>See also</i> Keeley Silver Mines	
Jamieson Lime Co. ....	71, 75	Lessee, production. ....	183
Janes, D. A. ....	75	Keeley Silver Mines, Ltd.	
Japan, gold production. ....	27	<i>See also</i> Keeley s.m.	
Jaquays, H. M. ....	188	Dividends. ....	35
Jarvis, J. G. ....	110	Keewatin Reduction Works. ....	21
Jellicoe Gold Mining Co., Ltd. ....	63	Kellum, A. V. ....	83
Jerome, J. E. ....	106	Kendall, M. ....	147
		Kendrick, H. ....	88
		Kennedy, C. S. ....	160

	PAGE		PAGE
Kennedy, H. G.	66, 184	Kirkland Lake gold belt.	
Kennedy, Wm., and Sons, Ltd.	37	<i>See also</i> Kirkland Lake g. area;	
Keniger, A. A.	62, 110	Larder Lake g. area.	
Kenora district.		Exchange equalization	9, 11, 25
<i>See also</i> Patricia portion.		Gold production	7, 9, 11, 12
Gold mining.		and silver	7, 9, 11
<i>see also</i> Dyment; Lake of the Woods		Labour statistics	22
area; Straw l.		Mills, capacity	23
historical notes	15	Kirkland Lake gold m.	
labour statistics	22	<i>See also</i> Kirkland Lake Gold Mg. Co.	
mills, tonnage	24	Accident rate	194
mines, production	11, 21	Manager and address	63
silver production from	11	Mill, capacity	23
Mining lands, sales and leases	58, 59	Operations	122
Kenora mining division.		Production	9, facing 16, 122
Recorder's report	56, 57	Kirkland Lake Gold Mining Co., Ltd.	
Kenora Prospectors and Miners, Ltd.		<i>See also</i> Kirkland Lake g.m.	
<i>See also</i> Cedar Island g.m.		Capital; officers	121, 122
Capital; officers; operations	120, 121	Dividends	8
Mine manager and address	63	Profit tax	58
Mines owned by	21	Kirkland Securities, Ltd.	123
Kent, W. C.	68	Kirkpatrick, S. F.	188
Kent co.		Kir-Vit Gold Mines, Ltd.	51
<i>See</i> Bothwell oil field; Camden tp.;		Kitchener.	
Chatham; Dover tp.; Ridgetown;		Brick works	76
Thamesville; Tilbury E. tp.; Wal-		Peat near	181
laceburg.		Kitchener-Kirkland Gold Mines, Ltd.	7
Keppel tp., clay pit	74	Kitchigami gold m. <i>See</i> Centennial g.m.	
Kerr, Benjamin, Jr.	110	Kitley tp., limestone	72
Kerr Lake Mines, Ltd.	35	Kittson Hazelton Gold Mines, Ltd.	52
Kerr Lake Mining Co., Ltd., dividends	35	Kleckner, J. B.	105
Kerwood, clay	76	Knobe, O. M.	173
Kidder, S. J.	65, 179	Knott, C. G.	140, 172
Kilawee, J. F.	80	Knox, John	63, 113
Killarney, quartzite quarry	69	Knox, John, Jr.	64, 140
Killeen, Kelvin	121	Knox, Marion E.	140
Killeen Gold Syndicate, Ltd.	52	Knox, W. R.	78, 92
Kincardine, salt	69	Knutson, Fred.	101
Kincardine Salt, Ltd.	69	Knutson, O. L.	61, 82
Kinch, Wm. H.	106	Kobler, Henry	85
King, M.	182	Koebel Bros.	75
Kingsland, N. W.	136	Koos, Edward L.	99, 161
Kingston.		Korah tp., clay pit	75
Feldspar plant	67	Korea, gold production	27
Penitentiary, limestone quarry	72	Kotter Gold, Ltd.	52
Kinkel, Edward G.	85	Kowkash area.	
Kinkel, Revere P.	85	Gold mg. <i>See</i> New York Porcupine	
Kinsella, Nicholas	98	g.m.	
Kirby Co., The T. Sidney	72	Kowkash mining division.	
Kirkfield Crushed Stone, Ltd.	72	Recorder's report	56, 57
Kirkland Consolidated Mines, Ltd.		Koza, Harry	82
Capital; officers; operations	121	Kranenburg, G. H.	173
Mine and address	63	Kristiansand, Norway.	
Kirkland Gateway gold m.		Nickel refinery	174, 176
<i>See also</i> Lucky Cross g.m.		Kuittinen, M.	112
Ownership; production	facing 16		
Kirkland Gold Belt Mines, Ltd.	141	L	
Kirkland Gold Rand, Ltd.		La Bine, G. A.	138
Mine manager and address	63	Labour statistics	2
Owns Ontario-Kirkland g.m.	facing 16	Cement	2, 46
Kirkland-Hudson Bay Gold Mines, Ltd.	63	Chromite; clay products	2
Kirkland Lake.		Diamond drilling	5
<i>See also</i> Kirkland Lake gold area.		Feldspar; fluorspar	2
Classes for prospectors	197, 198	Gold	2, 22
Hospital, photo	193	Graphite	2
Kirkland Lake gold area.		Gypsum	2, 42
<i>See also</i> Kirkland Lake gold belt.		Lime	2, 47
Gold production	facing 16	Mica; natural gas	2
Mines.		Nickel-copper mines, smelters and	
<i>see also</i> Lebel, Teck tps.		refineries	2, 29
producing	9, facing 16		

	PAGE		PAGE
Labour statistics— <i>Continued</i>		Lanark co.	
Petroleum, crude; quartz and quartzite.....	2	<i>See also</i> Bathurst, N. Burgess, Ramsay tps.	
Salt.....	2, 44	Mica.....	68
Silica brick.....	2	Lancot, Theo.....	93
Silver-cobalt mines, smelters and refineries.....	2, 29	Land sales. <i>See</i> Mining lands.	
Structural materials.....	2	Langford, Richard W.....	121
Talc.....	2, 45	Lantagne, A.....	92
Wages index, building trades.....	45	La Palme Porcupine Mines Co.....	147
Lacoma Gold Mine, Ltd.....	52	Lapierre, M. C.....	72
Ladouceur, A. E.....	93	Larder Lake gold area.	
Laederer, C. L.....	62, 93	<i>See also</i> Kirkland Lake g. belt.	
Lafayette Long Lac Gold Mines, Ltd.		Gold production.....	16
Capital; officers; operations.....	122, 123	Mines.	
Mine manager and address.....	63	<i>see also</i> Pacaud tp.	
Lafferty, F. A.....	137	producing.....	9, 16
La Fond Gold Mines, Ltd.....	63	Revival of mining.....	7
Lafontaine, A.....	147	Larder Lake mining div.	
Laforest, W. J.....	157	Recorder's report.....	56, 57
Lafrange, Mosher and Richardson.		La Roche gold m. <i>See</i> Delnite Mines.	
Lessees, Buffalo s.m.....	66, 184	La Roche Mines, Ltd.....	99
Lahay, L. J.....	143	La Rose Mines, Ltd., dividends.....	35
Laing, A. C.....	83	La Sarre Gold Mines, Ltd.....	52
Lake Erie, sand and gravel dredging...	73	Lash, John F.....	165
Lake Expanse Gold Mines, Ltd.....	52	Laundry tubs, cement.....	47
Lake Huron, quartzite quarry.....	69	Laurentian gold m., production.....	21
"Lake" iron ore imported.....	4	Laurentian Stone Co., The.....	71
Lake Nipigon.		Lavallee, P. A.....	119
Prospecting activity east of.....	6	Law, R. E.....	72
<i>see also</i> Little Long Lac, Sturgeon R. areas.		Law Construction Co.....	72
Lake of the Woods area.		L. B. United Mines, Ltd.	
Gold mining.		<i>See also</i> Centennial g.m.	
<i>see also</i> Shoal I.; Sultana g.m.; Rush bay; Witch bay.		Capital; officers; operations.....	126, 127
historical notes.....	15	Mine manager and address.....	63
Lake St. John Quarry Co., Ltd.....	72	Leacroft Mining Service, Ltd.....	51, 52
Lake Shore gold m.		Lead.	
<i>See also</i> Lake Shore Mines.		Production and value.....	2, 3, 5
Accident rate.....	194	from silver ores.....	33
Fire, underground.....	195	Leasa, Wm.....	69
Manager and address.....	63	Peat operations, report.....	180
Mill, capacity.....	23	Leases, mining, statistics.....	54, 58, 59
Operations.....	7, 124-126	Lebel, M. H.....	119
Production.....	9, facing 16, 123	Lebel Oro Mines, Ltd.	
Shaft-deck construction, photo.... <i>frontis.</i>		<i>See also</i> Long Lake g.m.	
Lake Shore Mines, Ltd.		Capital; officers; operations.....	127
<i>See also</i> Lake Shore g.m.		Long Lake g.m. acquired by.....	17
Capital; officers.....	123	Mine manager and address.....	63
Dividends.....	8	Lebel tp.	
Profit tax.....	58	Gold mg. <i>See</i> Bidgood g.m.; Moffatt-Hall g.m.; Morris Kirkland Gold Mines.	
Lake Simcoe.		Lebovitz, M.....	181
Sand and gravel dredging.....	73	Le Brocq, S. E.....	188
Lake Superior.		Ledyard gold m., production.....	14
Sand and gravel dredging.....	73	Lee, A. J.....	68
Silver. <i>See</i> Silver Islet s.m.		Lee, Dwight B.....	102
Lake tp., gold mg.....	13	Lee, Geo. M.....	65, 174
Lakefield.		Lee, R. W.....	112
Cement plant.....	70	Lee, W. W., and Son.....	68
Nepheline plant.....	41	Leeds co.	
Lamb, C. M.....	140	<i>See also</i> Delta; Kitley tp.	
Lamb, E. L.....	142	Granite quarry.....	72
Lamb, G. J.....	64, 142	Legate, J. H.....	71
Lambton co.		Legren Gold Mines, Ltd.....	52
<i>See also</i> Bosanquet, Brooke, Dawn, Enniskillen, Moore, Plympton, Sarnia, Sombra tps.		Leitch Gold Mines, Ltd.	
Salt.....	69	Capital; officers; operations.....	127
La Mine D'Or Huronia.		Incorporated.....	52
Production (1913, 1914).....	16	Mine manager and address.....	63
		Leith tp.	
		Silver mg. <i>See</i> Silverado Gowganda Mines.	



	PAGE		PAGE
Lennox and Addington co.		Longwell, A.	160
Gold mg. <i>See</i> Kaladar tp.		Lorrain Trout Lake Mines, Ltd.	
Limestone. <i>See</i> Centreville.		Dividends.	35
Lentz, C.	67	Lost River Gold Mining Co., Ltd., The.	52
Le Page Gold Mining Co.	18	Lough, D.	138
Le Pard, Sherman J.	143	Loughborough Mining Co., Ltd.	68
Lesault, B.	71	Loy, C. E.	132
Leslie, J. P.	76	Lucky Coon gold m.	
Le Sueur, R. V.	121	Manager and address.	62
Letters, mining divisions.	55	Operations.	94
Levan, Albert.	84	Production.	11, 22
Ley, William.	60	Lucky Cross gold m.	
Liberty-Lorne Gold Mines, Ltd.	52	<i>See also</i> Golden Gate Mg. Co.	
Licenses.		Mill, capacity.	23
Of occupation.	54	Production.	9, facing 16
Miners'.	54-56	Ludwig, M. H.	187
Sand and gravel.	54	Lumbers, Walter G.	161
Lichtenstein, H. F.	145	Luscombe, Percy.	182
Lieberman, D.	92	Lyman, R. H.	186
Lighthall, W. S.	92	Lythmore. <i>See</i> Gypsum, Lime and Al-	
Lillico, L. A.	141	bastine, Canada.	
Lime.		Lytle, L. K.	63, 127
For coking industry.	38		M
Industry and statistics.	2, 3, 47		
Operators listed.	70, 71	Mabou, N.S., limestone quarry.	174
Limehouse, lime.	174	Macabong Exploration Co., Ltd.	52
Limestone.		MacAlpine, C. D. H.	82, 91, 156
Operators listed.	71, 72	Macandrew Red Lake Gold Mines, Ltd.	63
Statistics.	2, 3, 49	McArthur, T. A.	56
flux.	36	MacAskill, Donald.	179
Limestone Products Co.	72	Macassa gold m.	
Lincoln co. <i>See</i> Clinton, Niagara tps.		<i>See also</i> Macassa Mines.	
Lindsay, C.	72	Accident rate.	194
Lindsay and Sons, Earl.	75	Manager and address.	63
Lindsay, Halstead.	94, 156, 174, 184	Mill, capacity.	23
Lindsay, I. A.	120	Operations.	7, 130, 131
Lindsay, Thayer.	94, 96, 120, 128, 139, 174	Production.	9, facing 16
Tellaurium shares optioned to.	142	Macassa Mines, Ltd.	
Lionite Abrasives, Ltd.	37	<i>See also</i> Macassa g.m.	
Little Doris gold m., production.	14	Capital; officers.	130
Little Long Lac area.		Dividends.	8
Gold mg. <i>See</i> Hard Rock Gold Mines;		Profit tax.	58
Lafayette Long Lac Gold Mines;		Mac-Aner Gold Mines, Ltd.	
Little Long Lac Gold Mines; Mag-		Address.	63
net Lake area.		Capital; officers; operations.	132
Little Long Lac gold m.		Production.	10, 17
<i>See also</i> Little Long Lac Gold Mines.		McAuley, N. J.	56
Accident rate.	194	Macaulay, R. M.	64, 147
Manager and address.	63	McCabe, A. T.	108
Mill, capacity.	24	McCandless, George F.	181
Operations.	128-130	McCarthy-Webb gold m.	
Production.	10, 19	<i>See also</i> Algoma Summit g.m.	
Little Long Lac Gold Mines, Ltd.		Manager and address.	61
<i>See also</i> Little Long Lac g.m.		Production.	18
Capital; officers.	128	McClelland, H. L.	181
Little Turtle lake. <i>See</i> Saunday g.m.		McClelland, J. H. C.	127
Livermore, R.	156	McCloskey, H. C.	91, 117, 165
Load-bearing tile, production.	49	McComb, Chester.	75
Lochalsh. <i>See</i> Edwards Gold Mines.		McConnell, J. E.	173
Loesch, Gustave R.	85	McConnell, J. W.	177
Logan, Harry.	73	McConnell gold m.	
London, natural gas.	43	<i>See</i> Falcon Gold Mines.	
London, Eng.		McCormick Bros., clay pit.	75
Canadian gold marketed in.	24	McCracken, E. C. J.	168
London tp., clay.	76	McCrea, Charles.	81
Long Lake gold m.		McCullagh, C. G.	81
<i>See also</i> Lebel Oro Mines.		McCullagh, Geo. C.	140
Manager and address.	63	McCurdy, R. S.	173
Mill, capacity.	23	MacDonald, C. W.	84
Operations.	127	McDonald, Cameron.	156
Production.	17		

	PAGE		PAGE
Macdonald, L. A.	128	McKenzie Red Lake Gold Mines.	
McDonald, N., gold production.	20	Capital; officers.	135
MacDonald, P.	67, 69	McKeown, Geo.	152
Macdonald, Peter.	66	McKim tp. <i>See</i> Frood ni. m.	
McDonald, R., gold production.	20	McKinley-Darragh-Savage silver m.	
McDonald lake.		<i>See</i> Cobalt Properties.	
Gold mg. <i>See</i> Buffalo Ankerite g.m.		McKinley-Darragh-Savage Mines of	
MacDonnell, A. J.	160	Cobalt, Ltd.	
McDonough, Jos.	138	Dividends.	34
McDonough, W. J.	153	Ownership.	34, 35, 182
McDonough Mining Syndicate.	63	McKinnon, Donald.	82
McDougall, W. L.	113	McKinnon, Robert.	105
McDougall, D. H.	132	McKinnon tp.	
McDougall, Nelson A.	168	Gold mg. <i>See</i> Bob Tough Gold Mines.	
MacDougall, S.	64, 159	Mackie, W. F.	64, 153
McEaehern, W. H. C.	154	Macklem, F. P.	67
McEaehern, W. T.	156, 169	Macklem tp.	
McFarlane, F. J.	159	Gold mg. <i>See</i> Porcupine Peninsular	
McFarlane, W. J.	75	Gold Mines.	
MacFetridge, C. K.	69, 71	MacLaren, Ian.	174
McGinnis, T. A.	72	McLaren, J. M.	136
McGinnis and O'Connor.	72	Gold production.	10
McGowan, Sir Harry.	177	McLaren, W. M.	136
McGregor, C. F.	56	McLaren-Porcupine Gold Mines, Ltd.	
MacGregor, Jas. G.	63, 138	Capital; officers; operations.	136, 137
McGroy, D.	156	Mill, capacity.	23
McHardy, James.	75	Mine manager and address.	63
Machin, I. F.	120	Production.	9, facing 18
McInerney, J. J.	80	McLaughlin, G.	159
McIntyre Birch Lake gold m.		McLaughlin, Gordon.	174
<i>See</i> Cooper and Barry.		McLaughlin, M. S.	122
McIntyre-Porcupine gold m.		McLaughlin, R. S.	96, 132
<i>See also</i> McIntyre-Porcupine Mines.		McLean, A. B., and Sons.	73
Accident rate.	194	McLean, Allen C.	126
Manager and address.	63	<i>McLean Building Review.</i>	45
Mill, capacity.	23	MacLeish, J. E.	173
Operations.	132-135	McLennan, Frank.	141
Production.	9, facing 18	MacLeod-Cockshutt Gold Mines, Ltd.	63
McIntyre-Porcupine Mines, Ltd.		McMartin, Allen A.	113
<i>See also</i> McIntyre-Porcupine g.m.		McMartin J. Bruce.	
Capital; officers.	132	<i>See also</i> Dikdik g.m.	
Dividends.	8	Dikdik g.m., operations.	63, 137
Profit tax.	58	McMaster, R. H.	96, 177
McJamet, Wm. L.	76	McMillan, E. V.	112
Macjoe Sturgeon Gold Mines, Ltd.	63	McMillan, G. E.	112
McKay, F. M.	172	McMillan, M. I.	112
Mackay, H. J.	127	McMillan gold m.	
MacKay, J. C.	159	<i>See also</i> McMillan Gold Mines.	
Mackay, J. C.	107	Accident rate.	194
McKechnie, D. C.	62, 96	Manager and address.	63
McKee, Geo. M.	148	Mill, capacity.	23
McKellar, Peter.	15	Operations.	137, 138
McKellar-Longworth gold m.		Production.	10, 17
History; production.	19	McMillan Gold Mines, Ltd.	
McKenna, D.	98	<i>See also</i> McMillan g.m.	
MacKenzie, J. W.	61, 82	Capital; officers.	137
McKenzie gold claims.		Maemurphy tp.	
Operations.	97	Gold mg. <i>See</i> Bilmac Gold Mines;	
Optioned to Consol. Mg. and Smelt-		Neville Canadian Gold Mines.	
ing Co.	62, 97	McNab, A. J.	106
Mackenzie is., Red l.		McNamara Construction Co., Ltd.	52
Gold mg. <i>See</i> Gold Eagle Gold Mines;		McNaughton tp.	
McKenzie Red Lake g.m.		Gold mg. <i>See</i> Sol-D'Or Gold Mines.	
McKenzie Island P.O.	135	McNeill, W. K.	
McKenzie Red Lake gold m.		Report by, on Assay Office.	60
<i>See also</i> McKenzie Red Lake Mines.		McPherson, W. B.	84
Accident rate.	194	McQuarrie, H.	101
Manager and address.	63	McRae, W. L.	71
Mill, capacity.	24	Mac-Ryan Enterprises, Ltd.	51
Operations.	135, 136	McVey, J.	198
Production.	11, 20	McVittie, G. E.	83

	PAGE
McVittie gold m. ....	83
McVittie tp. <i>See</i> Kirkland Consol. Mines.	
McWilliams, A. D. ....	127
Madagascar, gold production. ....	27
Madoc.	
Limestone quarry. ....	72
Talc mg. ....	44, 70
Madoc tp.	
<i>See also</i> Madoc.	
Fluorspar. ....	68
Gold mg. ....	12
Slate quarry. ....	49
Madsen, M. ....	138
Madsen Red Lake Gold Mines, Ltd.	
Capital; officers; operations. ....	138
Incorporated. ....	52
Mine manager and address. ....	63
Magnet Lake area.	
Gold mg. <i>See</i> Bankfield Gold Mines; Tombill Gold Mines; Wells Long-lac Mines.	
Magnet Lake Gold Mines, Ltd. ....	63
Maisonville tp.	
Gold mg. <i>See</i> Golden Summit Mines.	
Malahide tp., sand and gravel. ....	74
Malden tp. <i>See</i> Amherstburg.	
Malone, N.Y. ....	13
Maloney, M. J. ....	156
M., and R. Airways, Ltd. ....	51, 52
Manganese ferro-alloys. ....	37
Manitoba.	
<i>See also</i> Winnipeg.	
Diamond-drilling. ....	5, 6
Gypsum quarry. ....	174
Manitoba and Eastern Mines, Ltd.	
Capital; officers; operations. ....	138
Mine manager and address. ....	63
Manitou gold m., production. ....	22
Manitou lake. <i>See</i> Upper Manitou l.	
Manitoulin dist. <i>See</i> Killarney.	
Mann Consolidated Silver Mines, Ltd..	
Manxman (Norwalk) gold m.	
Production (1904, 1910). ....	18
Maple Mountain s. area.	
Production (1909-1930). ....	36
Maps, revenue from sale of. ....	54, 56
Marble.	
<i>See also</i> Limestone.	
Operators listed. ....	71, 72
Statistics. ....	49
Marbuan gold m.	
<i>See also</i> Marbuan Gold Mines.	
Accident rate. ....	194
Mill, capacity. ....	23
operated by Buffalo Ankerite <i>facings</i>	18
Operations. ....	87
Production. ....	9, <i>facings</i> 18
Marbuan Gold Mines, Ltd.	
<i>See also</i> Marbuan g.m.	
Acquired by Buffalo Ankerite <i>facings</i>	18, 85
March gold m.	
History; production (1926-1932). <i>facings</i>	18
Marchmont, W. R. ....	83
Marcy, William L. ....	99, 161
Marmora tp.	
<i>See also</i> Deloro.	
Gold mg. ....	13, 14
Limestone. ....	71
Marshall, F. R. ....	138
Marten Rapids Gold Syndicate, Ltd. ....	52

	PAGE
Martin, A. G. ....	68
Martin, B. E. ....	117
Martin, E. J. ....	174
Martin, Ernest. ....	123
Martin, George. ....	66
Operations Crown Reserve s.m. ....	183
Martin, Gerald D. ....	98
Martin, H. E. ....	108
Martin, H. J. ....	122
Martin, J. ....	138
Martin, Murdock L. ....	105
Martin Bird Syndicate.	
Mine manager and address. ....	63
Officers; operations. ....	138
Martin gold claim. ....	99
Martin McNeeley gold m.	
<i>See</i> McKenzie Red Lake g.m.	
Martin Syndicate. ....	172
Martin's Siding, diatomite. ....	41, 67
Matachewan Canadian Gold, Ltd. ....	139
Matachewan Consolidated gold m.	
<i>See also</i> Matachewan Consol. Mines.	
Accident rate. ....	194
Manager and address. ....	63
Mill, capacity. ....	23
Operations. ....	139
Production. ....	10, 17
Matachewan Consolidated Mines, Ltd.	
Capital; officers. ....	139
Matachewan gold area.	
Exchange equalization. ....	10, 11, 25
Gold production. ....	10, 11, 17
and silver. ....	10, 11
Labour statistics. ....	22
Mills, capacity. ....	23
Mines. <i>See</i> Bannockburn, Cairo, Powell tps.	
Matachewan Hub Pioneer Mines, Ltd. ....	140
Matachewan Pioneer Syndicate.	
Capital; officers; operations. ....	140
Mine manager and address. ....	63
Matheson, Dr. J. J. ....	110
Matthews, A. C. ....	121
Matthews, F. E. ....	105
Matthews, W. J. ....	104
Maulson, Frank E. ....	102
Maw, F. J. ....	77
May, Otto. ....	140
May-Spiers Gold Mines, Ltd.	
Capital; officers; operations. ....	140
Mine manager and address. ....	63
Medonte tp., limestone. ....	71
Meen, Benjamin. ....	142
Meen, W. ....	147
Mein, Wm. W. ....	177
Melchett, Rt. Hon. Lord. ....	177
Merica, Paul D. ....	177
Merrick, J. G. ....	78, 92
Metal mines.	
<i>See also</i> next ref.	
Dividends paid. ....	5
Metallic minerals.	
Industry and statistics. ....	1-40
production and value. ....	2-5
increase. ....	1
Mines.	
listed. ....	61-70
reports. <i>See</i> Cobalt (mineral); Chromite; Copper; Gold; Molybdenite; Nickel; Radium; Silver.	

	PAGE		PAGE
Metallurgical works.		Mineral oil. <i>See</i> Petroleum.	
<i>See also</i> Refineries; Smelters.		Mineral waters.	
Accidents in.....	189-193	Industry and statistics.....	2, 3, 43
Lime consumption.....	47	Springs and managers listed.....	68
Listed.....	66	Miners' licenses and permits.	
Operations.....	187, 188	Statistics.....	54-56, 59
Metals Development Co., Ltd.....	119	Minerva gold m., production.....	21
Methuen tp.		Mines Department, Ontario, created...	4
Nepheline syenite.....	41, 69	Mines of Ontario.	
Trap quarry.....	73	Listed and managers.....	61-70
Mica.		Reports on, by Inspectors of Mines.....	77-189
Industry and statistics.....	2, 3, 42	Mines Purchasing Corpn., Ltd.....	52
Mines and managers listed.....	68	Mining accidents, rept. on.....	190-197
Prices.....	43	Mining Act of Ontario.	
Michie, A.....	71	Prosecution under.....	196
Michipicoten gold area.		Mining claims, statistics.....	6, 57-59
Gold mg., historical note.....	14	Mining company incorporations.....	50-53
mines. <i>See</i> Township 29.		Mining Corporation of Canada...	34, 35, 182
mills, capacity.....	23	Dividends.....	34
production.....	10, 18	Mining Court, appeals to.....	55
Michipicoten River.....	14	Mining divisions.	
Middle bay, Red lake.		Claims recorded in.....	55, 57
Gold mg. <i>See</i> May-Spiers Gold Mines.		Revenue derived from.....	55, 56
Middlesex co.		Summary of business transacted...	53
Clay pits.....	74-76	Mining expenditure.....	53
Oil. <i>See</i> Mosa tp.		Mining lands.	
Middleton, J. N.....	72	Leases, statistics.....	54, 58, 59
Mikado gold m.		Sales, statistics.....	54, 58, 59
<i>See also</i> Kenora Prospectors and		Mining Projects of Canada, Ltd.....	51
Miners.		Mining recorders.	
Production.....	21	Mining land sales.....	56
Miller, A. R.....	80	Statement of monies remitted.....	55
Miller, Edward L.....	169	Mining revenue and expenditure.....	53-59
Miller, G. M.....	63, 137	Mining Tax Act.....	58
Miller, George C.....	101, 102	Minnesota, U.S.	
Miller, Gerard F.....	169	Iron ore imported from.....	4
Miller, H. C.....	105	Mint, Royal Canadian.....	24
Miller, H. G.....	183	Minto gold m.	
Miller, Theodore G.....	110	<i>See also</i> Minto Gold Mines.	
Miller, W. N.....	56	Manager and address.....	64
Miller Independence gold m.		Operations.....	140
Manager and address.....	64	Production (1930-1934).....	18
Mill, capacity.....	23	Minto Gold Mines, Ltd.	
Production.....	9, 16	<i>See also</i> Cooper, Jubilee, Minto g.	
Miller Independence Mines (1924), Ltd.		mines.	
<i>See also</i> Miller Independence g.m.		Capital; officers.....	140
Mine and address.....	64	Mill, capacity.....	23
Miller Lake O'Brien silver m.		Profit tax.....	58
<i>See also</i> O'Brien, M. J., Ltd.		Misener, Scott.....	77
Accident rate.....	194	Mispickel. <i>See</i> Arsenic.	
Manager and address.....	66	Mitchell, G. W.....	158
Operations.....	184	Mitchell, R. F.....	61, 78
Profit tax.....	58	M. J. O'Brien, Ltd.	
Millerton Gold Mines, Ltd.....	8	<i>See</i> O'Brien, M. J., Ltd.	
Milmac Mines, Ltd.....	64	Moffatt, L. R.....	141
Milne, G. F.....	61, 143	Moffatt-Hall gold m.	
Milton, lime plant.....	70	Manager and address.....	64
Milton Brick, Ltd.....	75	Operations.....	82, 141
Milton Hersey Co., Ltd.....	159	Production.....	9, facing 16
Mimico, brick works.....	76	Moffatt-Hall Mines, Ltd.	
Minaura Mines, Ltd.....	51	<i>See also</i> Moffatt-Hall g.m.	
Mine Centre.		Capital; officers.....	141
Gold mg. <i>See</i> Foley, Golden Star,		Molybdenite.	
Olive, Saundry g. mines; South		Industry.....	40
Vermillion Gold Mines; Stagee g.m.		Mg. <i>See</i> Phoenix Molybdenite	
Mine rentals, revenue.....	54	Corp'n.	
Miner, R. H.....	92	Production.....	3, 5
Mineral industry.		Mond, Sir Robert L.....	177
Production and value.....	1-5	Mond Nickel Co.....	30
metallic, increase in value.....	1	Monel metal.....	178
Review, statistical, by A. C. Young..	1-60	Mongeon, J. A.....	168

	PAGE		PAGE
Mongowin tp. <i>See</i> Fox Lake Gold Synd.; McMillan g.m.		Murray, Dr. A. McD.	142
Monroe, H. S.	94	Murray-Algoma Mg. Co., Ltd.	
Montgomery, Jos.	91, 143, 183	Capital; officers; operations.	142
Montreal, Que.		Mine manager and address.	64
Gypsum plant.	173	Murwood Gold Mines, Ltd.	
Pig iron, price.	37	Capital; officers; operations.	142
Montreal River mg. division.		Mine manager and address.	64
Recorder's report.	56, 57	Muskoka dist.	
Montreal River silver area.		<i>See</i> Chaffey tp.; Martin's Siding.	
Production (1909-1923).	36	Muskoka Falls, diatomite.	67
Montreal Trust Co.	73	Mutch, Douglas.	142
Moore, H. H.	109	Mutz, H. J.	179
Moore, James.	166	Myers, S. P.	132
Moore tp., petroleum.	43		
Moot, Welles V.	99, 161	N	
Morden, W. S.	187	Nairn Falls.	177
Morgenthalor, A. G.	66	Namewaminikan river.	
Beaver silver m. worked by.	183	<i>See</i> Sturgeon River area.	
Morin, D. M.	82, 128	Napancee Brick and Tile Works.	75
Morlock, W. S.	174	Nassagaweya tp.	
Morris, George W.	141	Clay pit.	75
Morris, Stanley.	71	Limestone quarry.	71
Morris Kirkland Gold Mines, Ltd.		Nathanson, N. L.	173
Capital; officers; operations.	141	National Fireproofing Co., Canada, Ltd.	75
Incorporated.	52	National Sand and Material Co.	73
Mill, capacity.	23	National Sewer Pipe Co.	75
Mine manager and address.	64	Natural gas.	
Morrison, J. W.	154	Industry, notes by Commissioner.	43
Morrison, N. R.	63	Production and value.	2, 3, 42
Morrison, Thomas.	177	Revenue from leases and permits.	54
Morrison Mines, Ltd.		Natural Gas Commissioner.	43, 54
Capital; officers; operations.	183	Naybob Gold Mines, Ltd.	
Mortimer, A. B.	127	<i>See also</i> Hayden g.m.	
Mosa tp., petroleum.	43	Capital; officers; operations.	142
Mosher, I. E.		Mine manager and address.	64
Lessee, Buffalo s.m.	66, 184	Hayden g.m. acquired by.	18
Mosher, Richardson and Lafrange.		Naylor, R. J.	64, 142
Lessees, Buffalo s.m.	66, 184	Naylor, Dr. W. R.	179
Moss gold m.		Nebling tp. <i>See</i> Fort William; Sault Ste. Marie.	
<i>See also</i> Ardeen Gold Mines; Huron- ian g.m.		Neelands, R. J.	82
Accident rate.	194	Neilly, Balmer.	132, 146
Manager and address.	65	Nelson, C.	105
Mill, capacity.	23	Nepean tp.	
Operations.	80	Clay pit.	76
Production.	10, 19	Limestone.	71
Moss tp. <i>See</i> Moss g.m.		Sand and gravel.	74
Mott, R. C.	170	Nepheline syenite.	41
Moulton, John.	75	Neukom, Geo.	88
Mount Dennis, sand-lime brick.	73	Neville Canadian Gold Mines, Ltd.	
Mountjoy tp.		Capital; officers; operations.	143, 144
Peat deposit, operator.	181	Mine and address.	64
Moyle, H.	66, 185	New, R. H.	75
Mud Lake Gold Mines, Ltd.	52	New, Robert W.	75
Munday, C. B.	182	New Caledonia, chromite from.	39
Mungovan, T. M.	138, 143	New Golden Rose Mines, Ltd.	
Munro tp. <i>See</i> Munro Croesus g.m.		Incorporated.	53, 96
Munro Croesus gold m.		Stock optioned to Consol. Smelters.	96
Manager and address.	64	New Goudreau gold m.	
Mill, capacity.	23	<i>See also</i> Algold Mines, Ltd.	
Operations.	141, 142	Production (1926, 1932).	18
Optioned to Tellaurum Gold Mines.	9, facing 18	New Goudreau Mines, Ltd.	78
Production.	9, facing 18, 141	New Guinea, gold production.	27
Munro Croesus Mines, Ltd.		New Liskeard Brick Works.	76
<i>See also</i> Munro Croesus g.m.		New South Wales, gold production.	27
Capital; officers.	141	New York, U.S.	
Murdoch, James Y.	113, 147	Funds, buying rate of.	24
Murmac Lake Athabaska Mines, Ltd.	53	graph showing fluctuations in.	26
Murphy, Ambrose.	182	New York Porcupine gold m.	
		Ore treated by Buffalo Ankerite	18

	PAGE		PAGE
New Zealand, gold production.....	27	Non-metallic minerals— <i>Continued</i>	
Newall, H.....	74	Mines, quarries and works.	
Newfoundland.		<i>see also</i> Graphite; Gypsum; Talc.	
Gold production (1931-1935).....	26	listed.....	67-70
Newman, Harry A.....	153	Noranda, Que.	
Newmont Mining Co.....	167	Silver ore shipped to.....	32
Newray gold m.		Noranda Mines, Ltd.	
History; production..... <i>facing</i>	18	Limestone operations.....	71
Newray Mines, Ltd..... <i>facing</i>	18	Pamour g.m. worked by.....	7
Niagara bar, sand and gravel.....	73	Norcastle Gold Mines, Ltd.....	53
Niagara Falls.		Nordic Sturgeon Gold Mines, Ltd.....	156
Iron industry.....	37	Norfolk co. <i>See</i> Waterford.	
Lime kilns.....	71	Normandin, Louis.....	157
Niagara tp., limestone.....	71	North American Cyanamid Co., Ltd.....	71, 72
Nichol tp. <i>See</i> Elora.		North American Land and Minerals,	
Nicholls, John C.....	177	Ltd.....	51
Nichols, C. W.....	177	North Bay, draughting office.....	60
Nickel.		North Burgess tp., barite.....	67
Industry and statistics..... 2, 3, 5, 27-31		North Cayuga tp. <i>See</i> Decewsville.	
production and value..... 2, 3, 5		North Dorchester tp., clay.....	75
from silver ores..... 33		North Norwich tp., clay pit.....	74
increase..... 1, 27		North Oxford tp., limestone quarry....	71
Mines.		North Shores gold m.	
<i>see also</i> Cuniptau Mines; Falcon-		Accident rate.....	194
bridge Nickel Mines; Internat.		Manager and address.....	64
Nickel Co. of Canada; Van Nic-		Mill, capacity.....	24
kel Mines.		Operations.....	144
accidents in..... 189, 194		Production.....	10, 19
dividends paid by..... 5, 28-30		North Shores Gold Mines, Ltd.	
managers and addresses..... 65		<i>See also</i> North Shores g.m.	
profit tax..... 58		Acquired McKellar-Longworth pro-	
reports..... 174-180		perty.....	19
Refineries.		Capital; officers.....	144
<i>see also</i> Clydach; Norway; Port		North West Territories.	
Colborne.		Diamond-drilling.....	6
precious metals from..... 11, 28, 29, 31		Northorn gold m.	
statistics..... 2, 28, 29		History; production..... <i>facing</i>	18
Smelters. <i>See</i> Smelters.		Northern Development, Dept. of	
Nickel Hill Syndicate.....	36	Sand and gravel production.....	48
Nickel Holdings Corpn.....	30	Northern Empire gold m.	
Nicol tp.		<i>See also</i> Northern Empire Mines Co.	
Silver mg. <i>See</i> Miller Lake O'Brien		Accident rate.....	194
s.m.; Morrison Mines.		Manager and address.....	64
Night Hawk lake. <i>See</i> Porcupine Peninsular		Mill, capacity.....	24
Gold Mines.		Operations.....	144, 145
Night Hawk Peninsular gold m.		Production.....	10, 19
Production (1924-1927)..... <i>facing</i>	18	Northern Empire Mines Co., Ltd.	
Nipissing district.		<i>See also</i> Northern Empire g.m.	
<i>See also</i> Sabine, Strathy, Widdifield		Capital; officers.....	144
tps.		Dividends.....	8
Mining lands, leases and sales..... 58, 59		Northern Gold Reefs gold m.....	19
Nipissing Mines Co., Ltd.		Northern Lights Mines Co., production	21
<i>See also</i> Nipissing Mg. Co.		Northern Mines, Inc.	
Capital; directors.....	184	Capital; officers; operations.....	145
Dividends.....	35	Mine and address.....	64
Nipissing Mining Co., Ltd.		Property acquired.....	21
<i>See also</i> Nipissing s.m.		Northern Peat Co.	
Capital; directors.....	184	Operations, report.....	181
Dividends.....	35	Northern Turnbull gold m.	
Operations.....	184	Mill, capacity.....	23
Profit tax.....	58	Production..... <i>facing</i>	18
Nipissing silver m.		Northway, John A.....	117
<i>See also</i> Nipissing Mg. Co.		Northwestern Ontario.	
Accident rate.....	194	<i>See also</i> Kenora dist.; Patricia por-	
Manager and address.....	65	tion; Rainy R., Thunder Bay dists.	
Production.....	184	Cobalt production.....	33
Nitre-cake. <i>See</i> Canadian Industries.		Gold mg.	
Non-metallic minerals.		exchange equalization..... 11, 25	
Industry and statistics..... 2-4, 33, 40-45		labour statistics.....	22
production and value..... 2-4, 33		production..... 11, 12	
increase..... 1, 40		and silver.....	11

	PAGE		PAGE
Norton, A. W. ....	73	Ontario Refining Co., Ltd. ....	2, 29
Norwalk (Mauxman) gold m.		Internat. Nickel Co. interest .....	177
Production (1904, 1910) .....	18	Manager and address .....	66
Norway, Falconbridge nickel-copper refinery .....	174, 176	Operations .....	179, 188
Nova Scotia. <i>See</i> Deep Brook; Iona; Mabou; Windsor.		Production .....	31
O		Ontario Rock Co. ....	73
Obonga Lake area.		Ontario Slate Mines, Ltd. ....	49
Chromite mining .....	39, 61, 77	Ophir gold m., Kenora dist.	
O'Brien, C. J. ....	149	Production (1893, 1894, 1900, 1910) ..	21
O'Brien, D. J. ....	198	Ophir (Havilah) gold m., Galbraith tp.	
O'Brien, J. A. ....	188	Production (1893, 1910, 1911) .....	18
O'Brien, M. J. ....	188	Ops tp., clay pits .....	74, 76
<i>See also</i> Cross Lake, Miller Lake		Orangeville, peat near .....	180
O'Brien, O'Brien s. mines.		O'Reilly, E. L. ....	149
Operations .....	185	O'Reilly, T. E. ....	76
Profit tax .....	58	Orford process plant, Copper Cliff ..	28, 178
O'Brien silver m.		Orillia, iron industry .....	31, 37
Accident rate .....	194	Orillia tp., limestone quarry .....	72
Profit tax .....	58	Ornamental brick, statistics .....	2, 3, 49
Occupation, licenses of .....	54	Ornamental Stone Products .....	72
Oceania, gold production (1931-1935) ..	27	Oro Plata Mining Co., Ltd. ....	64
O'Donald, J. C.		O'Rourke, M. F. ....	56
Lessee, Silver Queen s.m. ....	185	Orser, Edward H. ....	65, 166
O'Flynn, W. A. ....	66, 184	Orser, S. H. ....	68
Ogden, P. W. ....	164	Orton, H. C. ....	105
Ogden tp.		Orton, R. G. ....	105
Gold mg. <i>See</i> De Santis, Hayden g. mines.		Osborne, W. R. ....	61, 80
Ogilvy, J. A. ....	112	Osler, Britton .....	177
Oil, for coking industry .....	38	Osler, F. G. ....	96
Oil, mineral. <i>See</i> Petroleum.		Osmium, production .....	28
Oil gas, from coking industry .....	38	Otonabee tp., clay pit .....	74
Oil Springs, petroleum .....	43	Ott Brick and Tile Mfg. Co., Ltd. ....	76
O'Leary Malartic Mines, Ltd. ....	135	Ottawa.	
Olive gold m.		<i>See also</i> Royal Canadian Mint.	
<i>See also</i> Olive Gold Mines.		Classes for prospectors .....	197, 198
Manager and address .....	64	Ottawa Brick and Terra Cotta Co., Ltd.	76
Mill, capacity .....	27	Ottawa Gold Milling and Mg. Co.	
Operations .....	146	Gold production .....	21
Production (1897-1900) .....	22	Otto tp., gold mg.	
Olive Gold Mines, Ltd.		<i>See</i> Selected International Mines.	
<i>See also</i> Olive g.m.		Owen Sound.	
Capital; officers .....	145, 146	Clay pit .....	76
Incorporated .....	53	Iron industry .....	37
Oliver, John T. ....	110	Lime pit .....	70
Olympia gold m., production .....	21	Limestone quarries .....	72
O'Meara, Gerald D. ....	138	Owen Sound Brick Co., Ltd. ....	76
Omega Gold Mines, Ltd.		Owens, Jack .....	64, 157
<i>See also</i> Canadian Associated Gold-fields.		Oxford co. <i>See</i> Beachville; E. Zorra, N. Norwich, N. Oxford tps.	
Capital; officers; operations .....	146, 147		
Incorporated .....	53	P	
Mill, capacity .....	23	P. 655 gold claim. ....	94
Mine manager and address .....	64	Pacaud tp.	
Property acquired by .....	7	Gold mg. <i>See</i> Barry-Hollinger g.m.; Miller Independence Mines.	
Onaman Lake area.		Pacitto, A. ....	64, 159
Gold mg. <i>See</i> Tashota g.m.		Packham, C. H. ....	74
Oneida tp. <i>See</i> Hagersville; Lythmore.		Pain, S. A. ....	62, 82
O'Neill Thompson Gold Mines, Ltd. ....	51	Painkiller Lake. <i>See</i> Blue Quartz g.m.	
Onondaga tp., petroleum .....	43	Paipoung tp., clay .....	76
Ontario Brick and Tile Plant .....	76	Palladium.	
Ontario Champion Mines, Ltd. ....	108	Demand for .....	30
Ontario co. <i>See</i> Whitby tp.		Description and uses .....	29, 30
Ontario Department of Mines, created.	4	Production and value (1931-1935) ..	28
Ontario Kirkland gold m.		Palmer, Chas. ....	168
Production (1922) .....	facing 16	Palmer, R. N. ....	144
		Pamour Porcupine Mines, Ltd.	
		Capital; officers; operations .....	147, 148
		Mill, capacity .....	23
		Mine manager and address .....	64

	PAGE		PAGE
Paper. <i>See</i> Pulp and paper industry.		Peel co.	
Paris.		Peat. <i>See</i> Caledon.	
Alabastine plant.....	174	Sandstone.....	73
Sand and gravel.....	74	Peers Placer Gold, Ltd.....	51
Park, Hugh.....	66, 184	Penhorwood tp., barite.....	67
Parker, R. D.....	179	Penitentiary, Kingston.	
Parker, W. R.....	153	Limestone quarry.....	72
Parker, W. R. P.....	81	Penn-Canadian Mines, Ltd., dividends.	35
Parkhill gold m.		Permits. <i>See</i> Boring permits; Building permits; Forest permits; Miners' licenses and permits.	
<i>See also</i> Parkhill Gold Mines.		Perrin, John D.....	130
Accident rate.....	194	Perry, H. E.....	159
Manager and address.....	64	Perry tp., diatomite.....	67
Mill, capacity.....	23	Perryman, A. M.....	67
Operations.....	148, 149	Perseverance Mining and Development Co., Ltd.....	53
Production.....	10, 18	Perth, limestone quarry.....	71
Parkhill Gold Mines, Ltd.		Perth co	
<i>See also</i> Parkhill g.m.		Cement; limestone. <i>See</i> St. Marys.	
Capital; officers.....	148	Peat. <i>See</i> Leasa, Wm.	
Profit tax.....	58	Peru, gold production.....	26
Parkinson, N. F.....	174	Peterborough co.	
Parks Tileyard, The H. W.....	76	<i>See also</i> Belmont tp.; Lakefield; Methuen, Otonabee tps.	
Parmoray Development and Mining Co., Ltd.....	53	Gold mg.....	12-14
Parrington, H. M.....	61, 89	Peters, C. A.....	148
Parry Sound district. <i>See</i> Henvey, McDougall, Perry, S. Himsworth tps.		Peterson Lake Silver-Cobalt Mining Co., Ltd., dividends.....	35
Parry Sound Mining and Development Co.....	51	Petroleum.	
Parry Sound mining division.....	58	Industry, notes by Commissioner... ..	43
Passow, F. M.....	62, 110	Production and value.....	2, 3, 43
Patricia gold m.		Petrolia.	
<i>See also</i> Barry-Hollinger g.m.		Clay products.....	75
Production (1918).....	16	Petroleum.....	43
Patricia portion of Kenora.		Pfeiffer, Geo. F.....	121
Gold mining.		Phillips, J. J.....	112
<i>see also</i> Casummit L. area; Fort Hope Consol. Gold Mines; Red L. g. area; Sol-D'Or Gold Mines; Woman L. area.		Phinn, Geo. A.....	76
labour statistics.....	22	Phippen and Sons.....	76
mills, capacity.....	24	Phoenix Molybdenite Corp., Ltd.	
mines, production.....	11, 20	Capital; officers; operations.....	174
<i>see also</i> Central Patricia g.m.; Pickle Crow g.m.		Mine manager and address.....	65
silver production from.....	11	Phosphate, industry and statistics.....	2, 3
Mining lands, sales and leases.....	58, 59	Pickle Crow gold m.	
Patterson, John P.....	82	Accident rate.....	194
Patterson, R. L.....	135	Manager and address.....	64
Paxton, Fred R.....	76	Mill, capacity.....	24
Paymaster Consolidated gold m.		Operations.....	151, 152
<i>See also</i> Paymaster Consol. Mines.		Production.....	11, 20
Accident rate.....	194	Pickle Crow Gold Mines, Ltd.	
Manager and address.....	64	<i>See also</i> Pickle Crow g.m.	
Mill, capacity.....	23, 150	Capital; officers.....	151
Operations.....	149-151	Pickle Lake-Crow River area.	
Production.....	9, facing 18	<i>See</i> Crow R. area; Pickle Crow g.m.	
Paymaster Consolidated Mines, Ltd.		Picotte, J. A.....	105
<i>See also</i> Paymaster Consol. g.m.		Pierce, Dr. V. M.....	80
Capital; officers.....	149	Pig iron.	
History.....	facing 18	<i>See also</i> Iron and steel industry.	
Paymaster gold m.		Prices at Montreal.....	37
Ownership, production (1922, 1926-1928).....	facing 18	Pinner, G. W.....	140
Payne, S.....	9	Piper, H. M.....	75
<i>See also</i> Lucky Cross g.m.		Pipestone bay, Red 1.	
Payton, R. T.....	101	<i>See</i> Ball, Todd tps.	
Peacock, K. W.....	73	Pirson, John.....	72
Peat.		Pit operators.	
Industry and statistics.....	2, 3, 44	<i>See</i> Clay products; Sand and gravel.	
Producers listed.....	69	Pitchblende.....	40
reports on operations.....	180, 181	Pitfield, W. C.....	173
		Platinum metals.	
		Industry and statistics.....	2, 3, 5, 28-31
		production and value.....	2, 3, 5, 28, 29



	PAGE
Plumbago. <i>See</i> Graphite.	
Plympton tp.	
Petroleum.....	43
Point Maimaine.	
Copper, historical notes.....	14
Polaris Gold Mines (Canada), Ltd.....	53
Poles, cement.....	47
Pollock, J.....	180
Pomerol, T.....	101
Pontardawe, Wales.....	177
Poole, C. J.....	64, 157
Porcupine, South. <i>See</i> South Porcupine.	
Porcupine Crown g.m.	
<i>See also</i> Porcupine Crown Mines.	
History; production.....	<i>fac</i> ing 18
Porcupine Crown Mines, Ltd.	
<i>See also</i> Porcupine Crown g.m.	
Dividends.....	8
Porcupine gold area.	
<i>See also</i> Porcupine gold belt.	
Gold mg. <i>See</i> Deloro, Ogden, Tisdale, Whitney tps.	
Porcupine gold belt.	
Exchange equalization.....	9, 11, 25
Gold production.....	9, 11, 12
and silver.....	9, 11, <i>fac</i> ing 18
Labour statistics.....	22
Mills, capacity.....	23
Mines.	
<i>see also</i> Beatty, Cody, Hislop, Munro tps.; Porcupine g. area; Turnbull tp.	
producing.....	9, <i>fac</i> ing 18
Porcupine Grand Gold Mines, Ltd.....	147
Porcupine Lake Gold Mines, Ltd.....	152
Porcupine Lake Gold Mining Co., Ltd.	
Capital; officers; operations.....	152, 153
Fire in mine.....	195
Mine and address.....	64
Porcupine mining division.	
Recorder's report.....	56, 57
Porcupine Peninsular Gold Mines, Ltd.	
Mill, capacity.....	23
Night Hawk Peninsular g.m. acquired by.....	<i>fac</i> ing 18
Porcupine Pet gold m.	
Production (1914, 1915).....	<i>fac</i> ing 18
Porcupine Reef Gold Mines, Ltd.....	53
Porcupine United gold m.	
<i>See also</i> Gillies Lake-Porcupine g.m.	
Production (1929-1931).....	<i>fac</i> ing 18
Porphyry Hill gold m.	
Production (1913, 1915).....	<i>fac</i> ing 18
Porquin Gold Mines, Ltd.....	53
Port Arthur mining div.	
Prospecting activity.....	6
Recorder's report.....	56, 57
Port Colborne.	
Cement plant.....	45, 70
Iron blast furnace.....	37, 66, 187
Metal products plant.....	31
Nickel refinery.....	28, 66, 178
Port Franks, salt.....	69
Port Hope, radium plant.....	40
Porteous, Henry M.....	130
Portland cement.	
<i>See also</i> Cement products.	
Industry.....	46
operators.....	70
production and value.....	2, 3, 46
for cement products.....	47

	PAGE
Portland tp.	
Limestone quarry.....	72
Trap quarry.....	73
Portsmouth, limestone quarry.....	72
Posts and poles, cement.....	47
Pottery industry, statistics.....	2, 3, 49, 50
Pougnct, M. V.....	74
Powell tp. <i>See</i> Matachewan Consol. g.m.; Young-Davidson g.m.	
Precious metals.	
From nickel-copper ores.....	28
Premier Gold Mining Co., Ltd.	
Toburn shares held by.....	166
Premium on exchange.	
<i>See</i> Exchange equalization.	
Prescott co. <i>See</i> Caledonia tp.	
Pressed brick, production.....	49, 50
Prest, F.....	101
Preston gold m., production (1914).....	<i>fac</i> ing 18
Price, C. W.....	66, 184
Price, Jas. H.....	182
Primrose Exploration Co., Ltd.....	53
Producer Mines, Ltd.....	53
Profit tax, statistics.....	58, 59
Prosecution.....	196
Prospecting activity.....	6, 7, 57-59
Prospectors, classes for.....	197, 198
Prospectors Interests, Ltd.....	53
Prosser, Seward.....	177
Provincial Assay office, report.....	60
Pugsley, A.....	151
Pulp and paper industry.	
Lime consumption.....	48
Purdy, F. W.....	89
Puslinch, lime plant.....	174
Puslinch Quarry, Ltd.....	71, 72
Puslinch tp.	
<i>See also</i> Puslinch.	
Limestone.....	71
Pyke Salvage Co.....	73
Pyrite. <i>See</i> Iron pyrites.	

## Q

Quadeville, feldspar.....	67
Quarries.	
Accidents in.....	189-192
Listed.....	70-73
Quarry Island gold m., production.....	21
Quartz and quartzite.	
Industry and statistics.....	2, 3, 44
Quarries listed.....	69
Quebec.	
<i>See also</i> Deschênes; Joliette; Montreal; Noranda Mines; St. Mark.	
Diamond drilling.....	5, 6
Quebec Gold Mining Corp.....	147
Quebec Maidens Silver Prospectors, Ltd.....	53
Queensland, Australia.	
Gold production (1931-1935).....	27
Queenston Quarries, Ltd.....	71, 72
Quicklime.	
Plants listed.....	70
Production and value.....	2, 3, 47
for cement products.....	47
Quinn, G. W.....	135

## R

Racine, G. F.....	148
Radium.....	40, 65, 181

	PAGE
Rahn Lake Mines Corpn. Ltd.	40
Rainbow (Grace) lake. Gold mg. See Sol-D'Or Gold Mines.	
Rainbow Lake Gold Mines, Ltd.	158
Rainville, G. H.	147
Rainy River district. Gold mg. see also Elizabeth g.m.; Mine Centre.	
historical notes	15
labour statistics	22
mills, capacity	24
mines, production	11, 22
silver production from	11
Mining lands, sales and leases	58, 59
Raleigh tp. See also Chatham.	
Petroleum	43
Rama tp., limestone	72
Ramsay tp., lime	70
Ramsell, J. L.	63, 135
Raney, Fraser	160
Ranger gold claims, operations	135
Rankin, John I.	113
Rat Portage Reduction Works	21
Ratcliffe, E. B.	84
Ratray, J. H.	90
Raty gold m. See Rickard Ramore Gold Mines.	
Rawdon tp., limestone	72
Rayner Construction Ltd.	72
Rea, Kenneth E.	67
Rea, T. H.	94, 111, 127
Rea Consolidated Gold Mines, Ltd. See also Rea g.m.	
Dividends	8
Rea gold m. See also Rea Consol. Gold Mines.	
History; production	18
Recorders. See Mining recorders.	
Recording fees, revenue	55, 56
Red Crest Gold Mines, Ltd. Mill, capacity	24
Mine manager and address	64
Production	11, 20
Red lake. See Mackenzie is.; Middle bay; Pipe-stone bay.	
Red Lake gold area. See Howey g.m.; Madsen Red Lake Gold Mines; Red I.; Red Lake Gold Shore Mines.	
Red Lake Gold Shore Mines, Ltd. Capital; officers; operations	153
Mill, proposed	24
Mine manager and address	64
Red Lake mining div. Recorder's report	56, 57
Reddick gold m. History; production (1911)	16
Redeemer gold claim. Ownership; production	21
Redington, John	62, 94
Reece, A. J.	92
Refineries. Cobalt. See Deloro Smelting and Refining Co.	
Copper. see also Ontario Refining Co.	
precious metals from	11, 28, 29
statistics	2, 28, 29

	PAGE
Refineries—Continued	
Gold. See Ontario Refining Co.	
Listed	66
Nickel. see also Clydach; Norway; Port Colborne.	
precious metals from	11, 28, 29
statistics	2, 28, 29
Platinum, precious metals. see Acton; Ontario Refining Co.	
Silver. see also Deloro Smelting and Refining Co.	
sale of bullion by	32
statistics	2, 32, 33
Regina gold m. Ownership; production	21
Reid, Agnes	182
Reid, Fraser D.	117, 135, 160
Reid, L. M.	107
Reid, S. H. J.	173
Rendix gold claim	99
Renfrew. Clay products	75
Feldspar	67
Lime	71
Molybdenum. See Phoenix Molybdenite Corpn.	
Renfrew co. See Bagot, Brougham tps; Egauville; Fraser tp.; Pembroke; Renfrew; Stafford, Wilberforce tps.	
Renfrew Minerals, Ltd.	67
Renick, A.	128
Rennie, John	161
Rentals, revenue	54
Residential construction contracts	46
Retort coal gas. See Gas, coal.	
Revenue, mining	53-59
Reward Mining Co.	143
Reynolds, A. W.	158
Rhodes Exploration and Finance of Canada, Ltd.	53
Rhodesia. Chromite from	39
Gold production (1931-1935)	27
Rhodium, production	28
Rice, W. M.	62, 98
Rich Rock Mines, Ltd.	97
Richards, Neill	105
Richardson, H. M.	161
Richardson, J. A.	177
Richardson and Son, clay pit	76
Richardson gold m. Geology, history, notes	12, 13
Richardson, Mosher and Lafrange. Lessees, Buffalo s.m.	66, 184
Richelieu Gold Mines, Ltd. Capital; officers; operations	153
Mine and address	64
Richmond tp., clay products	75
Rickaby tp. Gold mg. See Dikdik g.m.	
Rickard Ramore Gold Mines, Ltd. Capital; officers; operations	154
Mine manager and address	64
Rickard tp. Gold mg. See Rickard Ramore Gold Mines.	
Ridgetown, clay	75
Ridgeway, limestone quarry	72

	PAGE
Riggs, Thomas	130
Right of Way Mines, Ltd.	
Dividends	34
Ownership	34, 35
Right of Way Mining Co., Ltd.	
Dividends	35
Riley, Jas. E.	95
Ritchie, A.	98
Ritchie, J.	79
Robb, Walter B.	141
Roberts, A. Kelso	89, 186
Robertson A. W.	65, 164
Robertson, J. W.	61, 81
Robertson, R.	154
Robillard, A. B.	71
Robins, A. A.	98
Robinson, D.	151
Robinson, John B.	102
Robinson, L. V.	68, 173
Robinson, T. F.	71
Robinson, W. C.	104
Robinson, W. W.	183
Roche, P.	122
Rochester Consol. Mines Corpn.	109
Rockwood Lime Co.	71
Rodgers, C. E.	65, 161
Roe, Stephen	69
Rogers, W. S.	110
Rognon gold claim.	
Ownership; production	21
Rollins, D. W.	76
Ronaldson, J. E.	127
Ronda Gold Mines, Ltd.	144
Roof slabs. <i>See</i> Haydite.	
Roofing tile, statistics	2, 3, 49
Rope tests	196
Fees for, revenue	54
Rose, E. H.	81
Rosedale Gold Mines, Ltd.	53
Rosenland, A.	63
Ross, James A.	144
Ross, W. D. M.	63, 127
Ross gold m.	
<i>See also</i> Hislop g.m.	
Mill, capacity	23
Rothwell, H. D.	149
Rothwell, T. E.	60
Roussac, J. A. S.	106
Routly, H. T.	72
Rowan, G. A., gold production (1933)	20
Rowan Discovery gold claim.	
<i>See</i> Red Crest g.m.	
Rowe, Alfred, and Stuckey, C.	
Lessees, Frontier s.m.	66, 186
Royal Canadian Mint	24
Royal Sovereign gold m., production	21
Royalties.	
Sand and gravel	54
Timmins, and Tisdale tp., on gold	113
Royce, Geo.	98
Ruel, Gerald	136
RuKeyser, W. A.	164
Rumania, gold production	26
Runge, F. W.	158
Runke, Geo. and Sons	
Peat operations	69, 181
Rush bay, Lake of the Woods.	
Gold mg. <i>See</i> Golden Horn g.m.	
Rush bay gold m., production	21
Rush Bay Holding Co., Ltd., The	51
Russell, D. G.	66, 186

	PAGE
Russell co.	
<i>See</i> Bourget Springs; Russell tp.	
Russell tp., limestone	71
Russia (U.S.S.R.).	
Chromite from	39
Gold production	26
maximum	27
Platinum metals	30
Ruthenium, production	28
Rutherford tp. <i>See</i> Killarney.	
Ryckman, W. C.	145

## S

Sabine tp., feldspar	67
Sachigo river, gold discovery	7
Sagamore Mines, Ltd.	53
Sagawitchewan Gold Mines, Ltd.	53
St. Albans Canadian Gold Holdings, Ltd.	53
St. Anthony gold m.	
Accident rate	194
Fire in power plant	155
Historical notes	19
Manager and address	64
Mill, capacity	24
Operations	154-156
Production	10, 19
St. Anthony Gold Mines, Ltd.	
<i>See also</i> St. Anthony g.m.	
Capital; officers	154
St. Catharines, clay	76
St. Charles, Dr. W. P.	123
St. Clair r., sand and gravel	71
St. Denis, A. J. H.	119
St. Lawrence r.	
Sand and gravel	71
St. Mark, Que., lime plant	174
St. Marys.	
Cement works	70
Limestone quarry	71
St. Marys Cement Co.	70
St. Mary's Crushed Stone, Ltd.	71
St. Paul, Chas. E.	153
Sakoosé gold m.	
<i>See also</i> Sakoosé Gold Mines.	
Production (1899-1901)	21
Sakoosé Gold Mines, Ltd.	
<i>See also</i> Sakoosé g.m.	
Capital; officers; operations	156
Mine and address	64
Salmon, H. H.	71
Salmon River, B.C.	
Limestone quarry	174
Salt.	
Industry and statistics	2, 3, 44
Operators, listed	69
Salter, W. R.	119
Sand and gravel.	
Accidents in pits	189-192
Industry and statistics	2, 3, 48
cement products, consumption	47
Operators listed	73, 74
Royalties; licenses	54
Sand River Gold Mining Co., Ltd.	53
Sanderson D. E.	80
Sand-lime brick.	
Industry and statistics	2, 3, 48
lime consumption	48
Plants and managers	73
Sandoe, Richard	66, 185

	PAGE		PAGE
Sandstone.		Sewer brick, copings, statistics.	2, 3, 48
Operators listed.	73	Sewer pipe, statistics.	2, 3, 47, 48
Production.	2, 49	Shaft-deck, Lake Shore gold m.	
Sandwich, salt.	69	Construction, photo.	<i>frontis.</i>
Sarmac Gold Mining Corpn.	19	Shakespeare gold m.	
Sarnia tp.		Production (1905-1907).	17
Petroleum.	43	Shane, George R.	71
Salt.	69	Sharpe, Alfred H.	161
Saskatchewan, diamond drilling.	6	Shaw, John W.	135
Sault Ste. Marie.		Shaw, Quincey.	156
Chromite Smelting.	39, 177	Sheehan, F. M.	108
Classes for prospectors.	197, 198	Shenango Gold Mines, Ltd.	
Iron industry.	37, 66, 187	Capital; officers; operations.	157
Sault Ste. Marie mining div.		Incorporated.	53
Recorder's report.	56, 57	Mill, capacity.	23
Saundry gold m.		Mine manager and address.	64
Mill, capacity.	24	Shinintree Gold Mines, Ltd.	
Production.	22	Capital; officers; operations.	157
Savage, James.	99	Incorporated.	53
Sawbill gold m., production.	22	Mine manager and address.	64
Scadding tp.		Shipley, Grant B.	177
Gold mg. <i>See</i> Mac-Auer Gold Mines.		Shoal lake, Kenora dist.	
Scarborough, sand-lime brick.	73	Gold mg. <i>See</i> Cameron Island g.m.;	
Scheffley, Ira.	121	Cedar Island g.m.	
Schneider, W. H.	143	Shulman, M. S.	156
Schram, Robert.	61, 88	Shunshby, Martin J.	111
Schreiber.		Siberia. <i>See</i> Russia.	
Classes for prospectors.	197, 198	Silica brick.	
Gold mg. near. <i>See</i> Harkness-Hays		Industry and statistics.	2, 3, 44
Gold Mines; North Shores g.m.		Operators listed.	69
Schreiber Gold Mines, Ltd.	19	Silicon ferro-alloys.	37
Schreiber Pyramid gold m.		Silver.	
Mill, capacity.	24	Industry and statistics.	2, 3, 5, 31-36
Schultze, Theodore.	101	price.	32, 36
Schumacher.		production and value.	2, 3, 5, 31-33, 36
<i>See</i> Coniaurum g.m.; McIntyre-Por-		from gold ores.	9, 11, 24
cupine g.m.		from nickel-copper ores.	29, 31, 33
Schumacher gold m.		from radium concentrates.	40
<i>See also</i> Schumacher Gold Mines.		increase, percentage.	1
Production (1915-1918).	<i>facing</i> 18	Mines.	
History.	<i>S, facing</i> 18	<i>see also</i> Cobalt, Gowganda s. area;	
Schumacher Gold Mines, Ltd.		South Lorrain tp.	
<i>See also</i> Schumacher g.m.		accidents in.	189, 194
Dividends.	8	dividends paid by.	5, 34, 35
Scobell, Geo. W.	98	managers and addresses.	65
Scott, G. S.	186	profit tax.	58
Scott, H. L.	73	reports.	181-187
Scottish-Ontario gold m.		Refineries.	
<i>See also</i> Canusa g.m.		<i>see</i> Deloro Smelting and Refin-	
Production (1927, 1928).	<i>facing</i> 18	ing Co.	
Searls, Carroll.	106, 144, 167	sale of bullion by.	32
Searls, Fred, Jr.	144, 167	statistics.	2, 32, 33
Seaton, C. A.	62, 96	Silver Cliff Syndicate.	
Secker, W. E.	75	Manager.	66
Segsworth, W. E.	127, 160	Operations.	186
Selected Canadian Golds, Ltd.		Silver Islet silver m., production.	36
Capital; officers; operations.	156	Silver Queen silver m.	185
Mine and address.	64	Silverado Gowganda Mines, Ltd.	
Selected International Mines, Ltd.		Incorporated.	53
Capital; officers; operations.	156, 157	Mine manager and address.	66
Mine manager and address.	64	Operations.	186
Selenium.		Silverstone Black Marble Quarries.	72
Internat. Nickel Co., sales.	178	Simcoe co.	
Production statistics.	2, 3, 5, 28, 29	<i>See</i> Medonte tp.; Orillia tp.	
Selwyn, A. R. C.	15	Simons, H. J.	84
Sender, H. J.	112	Simpson, Joseph.	97
Seneca tp. <i>See</i> Caledonia.		Simpson, Wm. J.	62, 110
Seneca-Superior Silver Mines, Ltd.		Simpson and Sons, J. H.	73
Dividends.	35	Sinclair, Dr. A.	142
Sesekinika.		Sinclair, D. G.	77, 189, 198
<i>See</i> Kirkland Consol. Mines.		Singleton, Geo., gold production (1933).	20

	PAGE		PAGE
Sin-Mac Lines, Ltd.	73	South Porcupine.	
Sirola, Donald E.		<i>See</i> Buffalo Ankerite, Dome, Mar-	
Lessee, Colonial s.m.	66, 186	buan, Paymaster Consol. g. mines.	
Siscoe, Mrs. Stanley	159	South Shore Gold Syndicate	64
Sixt, Wm. M.	153	South Tiblemont Gold Mines Ltd.	
Skead tp. <i>See</i> Telluride g.m.		Incorporated	53
Skookum Gold Mines, Ltd.	53	Operations	106
Slaght, Arthur G.	131	South Vermillion Gold Mines, Ltd.	
Slate.		Capital; officers; operations	159
Market for	49	Mine manager and address	64
Production and value	2, 3, 49	Southwestern Ontario.	
Quarry	49	<i>See also</i> Frontenac co.; Hastings co.;	
Slater, F. J.	98	Peterborough co.	
Slee, Frederick C.	187	Gold mining.	
Smelters.		historical notes	12, 13
Nickel-copper.		mines, production	14
<i>see also</i> Coniston; Copper Cliff;		Southern Rhodesia.	
Falconbridge Nickel Mines.		Chromite from	39
lime consumption	48	Gold production (1931-1935)	27
listed	66	Southwestern Ontario.	
statistics	2, 28, 29	<i>See</i> Natural gas; Petroleum; Salt.	
Silver.		Sovereign gold m., production	14
<i>see also</i> Deloro Smelting and Refin-		Soviet, The. <i>See</i> Russia.	
ing Co.		Spar. <i>See</i> Feldspar.	
sale of bullion by	32	Spearman, C.	63
statistics	2, 32, 33	Spears, Wm.	179
Smelters Corp.	16	Spence, J., gold production	<i>facing</i> 18
Smiley, P. E. F.	166	Spence, W. H.	69
Smith, A. L.	151	Spence Lake Diatomite, Ltd.	
Smith, Bernard E.	132	<i>See</i> Air-Lite Silica Co.	
Smith, Edward	182	Spencer, C. L.	65, 169
Smith, H. D.	167	Spiegeleisen, production	37, 187
Smith, J. D. C.	56	Spiers, Nelson	63, 140
Smith, M. C.	141	Spooner Gold Mines, Ltd.	53
Smith, R. M.	72	Spreckels, R.	153
Smith, S. B.		Spring Vale, sand and gravel	74
Van Sickle g.m., operations	64, 158	Springer, K. J.	127
Smith Cobalt Mines, Ltd.	66	Springer gold claim.	
Capital; officers; operations	186	<i>See</i> Central Patricia g.m.	
Smith-Thorne gold m.		Sproat and Sproat	76
Operated by Hollinger	115, 116	Sproule, A. R.	109
Smyth, W. A.	73	S.S.M. 301 gold claim. <i>See</i> Van Sickle	
Smyth, W. J.	72	g.m.	
Smythe, Ltd., C.	74	S.S.M. 4,925, 7,367 gold claims	112
Snelgrove, A.	76	Stafford, W. F.	110
Snelgrove, H. P.	84	Stafford tp., clay	75
Snider tp. <i>See</i> Copper Cliff.		Stagee gold m.	
Soapstone, industry and statistics	3	Optioned to Wells Longlac Mines	65, 168
Soft-mud brick, statistics	49	Stamford, iron industry	37
Sol-D'Or Gold Mines, Ltd.		Stamford tp., limestone quarries	72
Capital; officers; operations	158, 159	Standard Brick Co., Ltd.	76
Mill, capacity	24	Stanley, Ray M.	109
Mine manager and address	64	Stanley, Robt. C.	177
Production	11, 20	Stanley Gold Mines, Ltd.	
Soliague, L.	131	Capital; officers; operations	159
Sombra tp., clay pit	74	Mill, capacity	23
Soo Diamond Drilling Co., Ltd.	51, 53	Mine manager and address	64
Soo Mining and Prospecting Syndicate.		Star of the East gold m. production	14
Production (1933)	18	Starr, J. R. L.	152
Sophia gold m., production	14	States-Canadian Gold Mine, Ltd.	53
South Africa.		Statistical review, mineral industry	
Gold production (1931-1935)	27	(1935), by A. C. Young	1-60
South America.		Steel Company of Canada.	
Gold production (1931-1935)	26	Manager and address	66
South Dumfries tp. <i>See</i> Paris.		Officers; operations	37, 188
South Gosfield tp., clay pit	74	Steel industry.	
South Himsworth tp., clay pit	75	<i>See</i> Iron and Steel industry.	
South Lorrain tp.		Stein, Simon N.	102
<i>See also</i> Bellorrain Mines; Keeley s.m.		Steindler, I. L.	160
Cobalt-silver ore shipments	32, 36	Stephen tp., clay	76
Mines, producing	32	Stephens, J.	71

	PAGE		PAGE
Stephenson, J. W.	165	Sudbury district— <i>Continued</i>	
Stern, Morton F.	102	Mining lands, sales and leases	5S, 59
Steven, H. A.	63, 140	Nickel-copper.	
Stevens, Chas. H.	75	industry	27-31
Stevens, Frank G.	61, 92	mining. <i>See</i> Falconbridge Nickel	
Stevens, J. H.	84	Mines; International Nickel Co.	
Stevenson, J. G. A.	98	of Canada; Van Nickel Mines.	
Stewart, C. H. E.	169	Platinum. <i>See</i> Platinum metals.	
Stewart, D. E. K.	13	Sudbury mining div., recorder's report	56, 57
Stewart, R. D.	79	Sugar industry, lime consumption	48
Stewart, Walter F.	65, 161	Sullivan, Ralph E.	117
Stiff-mud brick, statistics	49	Sullivan tp.	70
Stinson, F. L.	65, 82	Sulphur, production	2, 3
Stodart, A. B.	153	Sulphur fumes.	
Stokes, R. J.	164	Sulphuric acid extracted from	42
Stoklosar, Charles A.	68	Sulphur Fumes Arbitrator, revenue	54
Stone.		Sulphuric acid.	
Industry and statistics	2, 3, 49	Amt. used in coking industry	38
Operators listed	71-73	Industry and statistics	3, 42
Stone, W. E. gold production	22	Plant for	68, 188
Stout, Andrew V.	177	Sultana gold m.	64
Stovel, J. H.	62, 101, 102	Operations	156
Strathy tp.		Production (1894-1906)	21
Copper mg. <i>See</i> Cuniptau Mines.		Sultana is., Lake of the Woods	15
Gold mg. <i>See</i> Manitoba and Eastern		Summerhayes, M. W.	65, 169
Mines.		Summers, J.	109
Straw lake. <i>See</i> Straw Lake Beach Gold		Summit lake. <i>See</i> Argosy Gold Mines.	
Mines.		Sun Brick and Tile Co., Ltd.	76
Straw Lake Beach Gold Mines, Ltd.		Sunbeam gold m., production	12
Capital; officers; operations	159, 160	Superior Alloys, Ltd.	37, 77
Mine manager and address	65	Superior Brick and Tile Co., Ltd.	76
Strong, Horace F.	111, 183	Supreme Gold Mines, Ltd.	
Structural materials.		Capital; officers; operations	165
<i>See also</i> Clay products.		Mine manager and address	65
Industry and statistics	2-4, 45-49	Sutcliffe, Raymond	98
production, increased value	1	Sutherland, H. H.	139, 152
Operators and managers listed	70-76	Sutton, L. V.	98
Structural tile, statistics	2, 3, 49	Sutton, W. R.	116
Stucco, cement	47	Swain, Harris and Cavano.	
Stuckey, Chas. and Rowe A.		Gold washing, Birch L. area	161
Lessees, Frontier s.m.	66, 186	Swansea, clay pit	75
Sturgeon Lake area.		Swastika gold m.	
Gold mg. <i>See</i> Richelieu Gold Mines;		Mill, capacity	23
St. Anthony g.m.; Supreme Gold		Production (1911, 1913)	16
Mines.		Swayze gold area, Sudbury dist.	
Sturgeon River area.		<i>See</i> Halcrow-Swayze g.m.	
Gold mg. <i>See</i> Casey Contact Gold		Swayze-Rand Gold Mines, Ltd.	
Mines; Sturgeon River Gold Mines.		<i>See</i> Lafayette Long Lac Gold Mines.	
Prospecting activity	6	Swede Boy gold m.	22
Sturgeon River Gold Mines, Ltd.		Sweden, gold production	26
Capital; officers; operations	160	Sycee Cobalt Silver Mines, Ltd.	53
Mill, proposed	24	Sydenham tp. <i>See</i> Owen Sound.	
Mine manager and address	65	Sykes, Thos.	73
Sudbury, classes for prospectors	197, 198	Sylvanite gold m.	
Sudbury Basin Mines, Ltd.	139	<i>See also</i> Sylvanite Gold Mines.	
Sudbury district.		Accident rate	194
Barite mg.	67	Manager and address	65
Feldspar mg. <i>See</i> Burwash tp.		Mill, capacity	23
Gold mg.		Operations	162-164
<i>see also</i> Afton g.m.; Bob Tough		Production	9, facing 16, 163
Gold Mines; Bousquet Gold		Sylvanite Gold Mines, Ltd.	
Gold Mines; Chester tp.; Falcon		<i>See also</i> Sylvanite g.m.	
Gold Mines; Halcrow-Swayze		Capital; officers	161
Mines; Long Lake g.m.; Mac-		Dividends	8
Auer Gold Mines; Mongowin		Option on Delnite shares	99
tp.; Smith-Thorne g.m.; W.		Profit tax	58
Shiningtree area.			
labour statistics	22		
mills, capacity	23		
mines, production	10, 17		
silver production from	10		

## T

Taché, gold near	15
Tadanac, B.C., silver ores shipped to	32

	PAGE		PAGE
Tait, Sir Thomas.....	148	Temiskaming and Hudson Bay Mining Co., Ltd., dividends.....	35
Talc.		Temiskaming Mining Co., Ltd.	
Industry and statistics.....	2, 3, 44, 45	Dividends.....	35
Mines.		Temiskaming silver m.	
accidents.....	189, 194	Lessees and address.....	66
listed.....	70	Operations; production.....	185
reports.....	187	Temiskaming Testing Laboratories.	
Tamplin, M. J.....	66, 174	Fees collected.....	54
Tanganyika, Africa.		Operations; financial statement.....	59
Gold production (1931-1935).....	27	Terra Cotta Quarries, Ltd.....	73
Tanneries, lime consumption.....	48	Tetreault, J. L. A.....	119
Tapley, P. Nugent.....	165	Thames river, sand and gravel.....	73
Tar, from coking industry.....	38	Thamesville, petroleum.....	43
Tarentorus tp. <i>See</i> Sault Ste. Marie.		Thesaurus Gold Mines, Ltd.	
Tariffs, U.S.		Capital; officers; operations.....	166
Feldspar.....	41	Mine and address.....	65
Molybdenum.....	40	30 Island Lake Mica Co.....	68
Tashota gold m.		Thomas, David E.....	167
Accident rate.....	194	Thomas, J. H.....	143
Manager and address.....	65	Thomas and Derry gold m.....	14
Mill, capacity.....	24	Thompson, C. N.....	106
Operations.....	164	Thompson, J. M.....	63, 119
Production.....	10, 19	Thompson, John.....	174
Tashota Gold Mines, Ltd.....	164	Thompson, John F.....	165, 177
Tashota Goldfields, Ltd.		Thompson, R. E.....	84
<i>See also</i> Tashota g.m.		Thomson, D. M.....	63, 120
Capital; officers.....	164	Thomson, E. M.....	146
Tashota lake.		Thomson, Jas. E.....	198
Gold mg. <i>See</i> Edgelake Gold Mg. Co.		Thomson, R. G. O.....	121
Tasmania gold production.....	27	Thorold, iron industry.....	37
Taxes, mining, revenue.....	54, 58, 59	Three Duck Lakes area.	
Taylor, Charles.....	13, 119	<i>See</i> Gomak Mines; Young-Shannon Gold Mines.	
Taylor, R. F.....	154	Three Nations Mining Co., Ltd.....	147
Taylor, Roy.....	70, 187	Thunder Bay district.	
Taylor, W. F.....	65, 180	<i>See also</i> Fort William; Sault Ste. Marie.	
Taylor, William.....	80	Chromite. <i>See</i> Obonga L. area.	
T.B. 69 gold claim, production (1932).....	17	Clay. <i>See</i> Paipoonge tp.	
T.C. 204, 205 silver claims.....	183	Gold mg.	
Teare, R. P.....	64, 156	<i>see also</i> Beardmore area; Dikdik g.m.; Kowkash area; Little Long Lac area; Moss g.m.; Schreiber; Sturgeon L. area; Sturgeon R. area; Tashota g.m.	
Teck tp.		historical notes.....	15
Gold mg. <i>See</i> Kirkland Lake, Lake Shore, Lucky Cross, Macassa, Sylvanite, Teck-Hughes, Toburn, Wright-Hargreaves g. mines.		labour statistics.....	22
Teck-Hughes gold m.		mills, capacity.....	23, 24
<i>See also</i> Teck-Hughes Gold Mines.		mines, production.....	10, 19
Accident rate.....	194	silver production from.....	10
Manager and address.....	65	Mining lands, sales and leases.....	58, 59
Mill, capacity.....	23	ThurLOW tp.	
Operations.....	165	<i>See also</i> Belleville.	
Production.....	9, facing 16	Clay pit.....	76
Teck-Hughes Gold Mines, Ltd.		Limestone.....	71
<i>See also</i> Teck-Hughes, g.m.		Thurston, Howard.....	109
Capital; officers.....	164, 165	Tidy, F. O.....	109
Dividends.....	8	Tiedt, Henry J.....	83, 85
Profit tax.....	58	Tilbury, clay pit.....	75
Teck-Otto Gold Mines, Ltd.		Tilbury East tp.	
<i>See also</i> Swastika g.m.		Clay pit.....	75
Mill, capacity.....	23	Petroleum.....	43
Tecumseh Gold Mines, Ltd.....	53	Tile, production.....	2, 3, 49, 50
Teddy, William.....	14	Tilton, E. B.....	105
Teddy Bear Valley Mines, Ltd.....	166	Timagami Forest Reserve.	
Operations.....	65	Gold mg. <i>See</i> Afton g.m.	
Teddy Bear Valley Syndicate.....	166	Timiskaming district.	
Tees Transit Co.....	73	<i>See also</i> Haileybury.	
Telfer, R. A.....	173	Barite mg. <i>See</i> Yarrow tp.	
Tellaurum Gold Mines, Ltd.....	facing 18, 142	Cobalt mg.....	31, 66
Telluride gold m., production.....	16		
Tellurium.			
International Nickel Co., sales.....	178		
Production, statistics.....	2, 3, 5		

	PAGE		PAGE
Timiskaming district— <i>Continued</i>		Tough-Oakes Gold Mines, Ltd.	
Copper. <i>See</i> Cross Lake s.m.		<i>See also</i> Tough-Oakes Burnside g.m.	
Gold mg. <i>See</i> Argyle, Baden, Eby,		Dividends.....	8
Gauthier, Grenfell, Hearst tps.;		Townsend tp. <i>See</i> Waterford.	
Kirkland Lake g. belt; Matache-		Township 11, Sudbury.	
wan g. area; McVittie, Maisonville,		Gold mg. <i>See</i> Bousquet Gold Mines.	
Otto, Skead tps.		Township 27, range 29 Algoma.	
Mining lands, sales and leases. ....	58, 59	<i>See</i> Algoma Summit Gold Mines.	
Silver mg. <i>See</i> Cobalt, Gowganda s.		Township 28, Algoma.	
areas; S. Lorrain tp.		Range 24. <i>See</i> Murray-Algoma Mg.	
Timiskaming mining div.		Co.	
Recorder's report.....	56, 57	Range 26. <i>See</i> Algold Mines.	
Timmins, Jules R.....	113, 147	Township 29, Algoma.	
Timmins, Leo. H.....	113	Range 22. <i>See</i> Centennial g.m.	
Timmins, Noah A.....	113	Range 23. <i>See</i> Darwin g.m.; Hillside	
Timmins, Noah A., Jr.....	113	Gold Mines; Minto Gold Mines;	
Timmins, Ont.		Parkhill g.m.; Stanley Gold Mines;	
Gold mg. <i>See</i> Delnite Mines; Hol-		Van Sickle g.m.	
linger, Vipond g. mines.		Township 48, range 27, Algoma.	
Peat deposit near.....	181	<i>See</i> Edwards Gold Mines.	
Taxes paid to, by Hollinger.....	113	Township 69, Sudbury.	
Tindale, Dr. W. E.....	126	Gold mg. <i>See</i> Long Lake g.m.	
Tingley, J., gold production (1911)....	20	Townsite silver m.	
Tionaga, barite.....	41, 67	<i>See</i> Cobalt Properties.	
Tisdale tp.		Transcanada Share Corp., Ltd.....	53
Gold mg. <i>See</i> Canusa, Coniaurum,		Transvaal.	
Dome, Gillies Lake-Porcupine,		Gold production (1931-1935).....	27
Hollinger, McIntyre-Porcupine,		Trap rock.	
New York Porcupine, Paymaster		Operators.....	73
Consolidated, Vipond g. mines.		Statistics.....	2, 3, 49
Taxes paid to, by Hollinger.....	113	Travis, Jas.....	154
Toburn gold m.		Traynor, D. H.....	156
<i>See also</i> Toburn Gold Mines.		Treasure gold m., production.....	21
Accident rate.....	194	Trethewey, F. L.....	80
Manager and address.....	65	Trethewey Silver Cobalt Mines, Ltd.	
Mill, capacity.....	23	Dividends.....	35
Operations.....	167	Trinova Cobalt Silver Mines, Ltd.....	53
Production.....	9, facing 16	Triple Lake gold m., production. <i>facing</i>	18
Toburn Gold Mines, Ltd.		Trout Creek g.m., production. <i>facing</i>	16
<i>See also</i> Toburn g.m.		T.R.S. 2,507 gold claim.....	157
Capital; officers.....	166	T. Sidney Kirby Co.....	72
Dividends.....	8	Tubs, laundry, cement.....	47
Profit tax.....	58	Tuckersmith tp., clay.....	76
Tough-Oakes Burnside g.m. acquired		Tudhope, H. R.....	168
by.....	facing 16	Tudor, H.....	168
Todd, E. W.....	63, 123	Tudor tp.	
Todd tp.		Gold mg.....	13
<i>See</i> Red Crest Gold Mines; West		<i>see also</i> Craig g.m.	
Red Lake Gold Mines.		Tuer, C. F.....	64, 141
Todmorden, clay pit.....	76	Turk, Eric.....	79
Tombill Gold Mines, Ltd.		Turkey, chromite from.....	39
Capital; officers; operations.....	167	Turnbull tp.	
Incorporated.....	53	Gold mg. <i>See</i> De Santis g.m.	
Mine manager and address.....	65	Twentieth Century gold m., production	21
Tommy Burns gold m.		Tyranite Mines, Ltd.....	53
Production (1917).....	facing 18	Tyrrell, J. B.....	80, 121
Tomney, H. E.....	182	Tyx, C. C.....	121
Toronto.			
Building permits.....	45		
Classes for prospectors.....	197, 198		
Clay pits.....	75, 76		
Mining claims recorded.....	55, 57		
Provincial Assay Office.....	60		
Sand-lime brick industry.....	48, 73		
Toronto Brick Co.....	73, 76		
Toronto General Trusts Corp.....	76		
Tough, R. R.....	83		
Tough-Oakes Burnside gold m.			
<i>See also</i> Toburn g.m.; Tough-Oakes			
Gold Mines.			
Ownership; production.....	facing 16		

## U

Ullmann, John G.....	106
Underground accidents.....	189, 190
Underground fires.....	194, 195
United Mineral Lands Corporation <i>facing</i>	18
United States.	
<i>See also</i> Exchange equalization; Min-	
nesota; New York; Tariffs; Wis-	
consin.	
Gold production (1931-1935).....	26
maximum.....	27
Gold standard abandoned.....	24



	PAGE		PAGE
Universal Gold Investments, Ltd. ....	53	Wages— <i>Continued</i>	
Unwrought Metal Sales Act.		Average yearly, gold mg. ....	22
Record books for. ....	54	Building trades, index. ....	45
Upper Manitou lake.		Wagstaff, Chas., Estate of. ....	76
Gold mg. <i>See</i> Murwood Gold Mines.		Wainfleet tp., peat. ....	69, 180
Uranium. ....	40	Wainwright, Thomas A. ....	182
U.S.S.R. <i>See</i> Russia.		Waite, J. H. C. ....	81, 82
		Walker, E. H. ....	149
		Walker, G. C. ....	69
V		Walker, H. L. ....	89
Val D'Or Mineral Holdings, Ltd. ....	53	Walker, J. G. ....	72
Van Der Voort, M. C. ....	78	Walker Bros., Ltd. ....	72
Van Nickel Mines, Ltd.		Walker Salt Corp., Ltd. ....	69
Capital; officers; operations. ....	179, 180	Wallace and Son, R. ....	76
Mine manager and address. ....	65	Wallaceburg, lime. ....	70
Van Norstrand, H. L. ....	112	Wallaceburg Sand and Gravel Co. ....	73
Van Sickle gold m.		Walls tp. <i>See</i> Sheungo Gold Mines.	
Accident rate. ....	194	Walpole tp.	
Manager and address. ....	64	<i>See also</i> Spring Vale.	
Mill, capacity. ....	23	Limestone. ....	71
Operations. ....	158	Walsh gold m. <i>See</i> Central Canada g.m.	
Production. ....	10, 18	Walter, H. W. ....	66
Van Wart, H. H. ....	92	Walton, W. S. ....	99, 111, 121, 161
Vancouver, B.C., gypsum plant. ....	173	Warren, Jas. J. ....	95
Vanderbilt Gold Mines, Ltd. ....	53	Warwick Pure Salt Co. ....	69
Vaughan, H. H. ....	164	Warwick tp.	
Venezuela, gold production. ....	26	Clay pit. ....	75
Vennor, H. G. ....	12	Salt. ....	69
Ventures, Ltd. ....	31, 139	Water, mineral, <i>See</i> Mineral water.	
Vermilion Lake gold m.		Water power. <i>See</i> Hydro-electric plants.	
Manager and address. ....	65	Waterdown, sand and gravel. ....	74
Production. ....	11, 21	Waterford, sand and gravel. ....	74
Vermilion Operating Co. ....	65	Waterford Sand and Gravel Co. ....	74
<i>See also</i> Vermilion Lake g.m.		Waterloo co. <i>See</i> Waterloo tp.	
Victoria, Australia.		Waterloo tp.	
Gold production (1931-1935) ....	27	<i>See also</i> Hespeler; Preston.	
Victoria co.		Peat. ....	69, 181
<i>See also</i> Coboconk; Eldon, Ops tps.		Watkins, B. W. ....	174
Limestone. ....	72	Watkins, Walter G. ....	174
Vimy Gold Mines, Ltd.		Watts, Ernest E. ....	144
Capital; officers; operations. ....	168	Watts, L. H. ....	141
Mill, capacity. ....	23	Wawa. <i>See</i> Centennial, Darwin g.	
Mine manager and address. ....	65	mines; Hillside Gold Mines; Min-	
Vincent, C. G. ....	68	to Gold Mines; Parkhill, Van Sickle	
Vipond Consolidated Mines, Ltd.		g. mines.	
<i>See also</i> Vipond g.m.		Wawa lake.	
Dividends. ....	8	Gold near, historical note. ....	14
History. ....	<i>facing</i> 18	W.D. 1,406 gold claim. ....	157
Vipond gold m.		Weaver (Minerals), Ltd. ....	67
<i>See also</i> Anglo-Huronian, Ltd.; Vi-		Webb, Howard. ....	112
pond Consol. Mines.		Webster, A. R. ....	77, 189
Accident rate. ....	194	Webster, G. B. ....	90
Manager and address. ....	61	Wein, Aaron. ....	76
Mill, capacity. ....	23	Weir, E. B. ....	77, 189
Operations. ....	79	Weir, Rt. Hon. Lord. ....	177
Production. ....	9, <i>facing</i> 18	Weitzel, J. E. ....	76
Vortex Deloro Mines, Ltd. ....	53	Welch, John. ....	71
		Weldon, Roy. ....	141
		Welland, iron industry. ....	37
W		Welland co.	
Wabageshik, power plant. ....	177	<i>See</i> Humberstone tp.; Niagara Falls;	
Wabigoon lake.		Ridgway; Stamford, Wainfleet tps.	
Gold mg. <i>See</i> Northern Mines, Inc.		Welland Electric Steel Foundry. ....	37
Wabigoon-Contact Bay gold m.		Wellesley tp., clay. ....	75
History; production. ....	21	Wellington co.	
Wabigoon-Contact Bay Mines, Ltd. ....	21	<i>See</i> Elora; Guelph, Puslinch tps.	
Wabigoon-Contact Gold Mines, Ltd. ....	145	Wells, oil. <i>See</i> Petroleum.	
Wack, Otis. ....	173	Wells, Thomas L. ....	63, 139
Wadsworth, W. J. ....	112	Wells Longlac Mines, Ltd.	
Wages.		Capital; officers; operations. ....	168
<i>See also</i> Labour statistics.		Mine manager and address. ....	65

	PAGE		PAGE
Wende, Albert.....	123	Wilson, J. M.....	64
Wendigo gold m.		Winchester tp., peat.....	69
<i>See also</i> Wendigo Gold Mines.		Windmill Point Crushed Stone Co.....	72
Manager and address.....	65	Windsor, N. S., gypsum plant.....	173
Mill, capacity.....	24	Wineva Gold Mines, Ltd.....	51
Operations.....	168, 169	Winnipeg, Man., gypsum plant.....	173
Production (1900).....	21	Wire rope testing.....	196
Wendigo Gold Mines, Ltd.		Wire-cut brick, production.....	49
<i>See also</i> Wendigo g.m.		Wisconsin, U.S.	
Capital; officers.....	168	Iron ore imported from.....	4
Wendigo Mines, Ltd.....	53	Wise, E.....	154
Wentworth co.		Witch bay, L. of the Woods.	
<i>See also</i> Dundas; Hamilton; Water-		<i>See</i> Wendigo g.m.	
down.		Witkon, B.....	69
Clay products.....	75	Wolfe, E. J.....	145
Weppler, Henry.....	71	Woman Lake area.	
Wesley Gold Mines, Ltd.....	53	Gold mg. <i>See</i> Corless Patricia Gold	
Wessels, D. D.....	88	Mines; Hudson Patricia Gold Mines;	
West, R. M.....	111	J-M Consol. g.m.	
West Australia, gold production.....	27	Wood, A.....	66, 187
West Dome Lake gold m.		Wood, C. Lindley.....	67
History; production.....	18	Wood, J. M.....	160
West Dome Lake Gold Mines, Ltd.		Woodbury, W. B.....	145
<i>See</i> West Dome Lake g.m.		Woods, Lloyd.....	122
West Dome Lake shaft.....	149	Woolatt Fuel and Supply Co.....	74
West Flamborough tp. <i>See</i> Dundas.		Workman, Chas.....	92
West Nissouri tp., clay.....	74	World production of chromite.....	39
West Oxford tp. <i>See</i> Beachville.		Of gold.....	26, 27
West Red Lake Gold Mines, Ltd.		Worthington. <i>See</i> Van Nickel Mines.	
Capital; officers; operations.....	169	W. R. 35 gold claim.....	132
Mine and address.....	65	Wright, A. B.....	158
West Shiningtree area.		Wright, E. Ward.....	91
<i>See also</i> Churchill, Macmurchy tps.		Wright, J. C.....	74
Exchange equalization.....	25	Wright, Kenneth W.....	181
Gold production.....	17	Wright, S. B.....	66, 67, 188
Mills, capacity.....	23	Wright, W. H.....	110, 123, 169
Westcott, Thomas.....	14	Wright and Co.....	69
Western Canada Flour Mills Co.....	69	Wright and Sons, Geo.....	76
Westminster tp., clay.....	76	Wright-Hargreaves gold m.	
Wettlaufer silver m.		<i>See also</i> Wright-Hargreaves Mines.	
Silver from dump.....	182	Accident rate.....	194
Wheeler, R.....	75	Manager and address.....	65
Whitby tp., sand and gravel.....	74	Mill, capacity.....	23
White, C. E.....	62, 97	Operations.....	170-172
White, H. G.....	80	Production.....	9, facing 16, 170
White, Robt.....	97	Wright-Hargreaves Mines, Ltd.	
White Otter Mines, Ltd.....	53	<i>See also</i> Wright-Hargreaves g.m.	
White Rock gold m.		Capital; officers.....	169, 170
Acquired by Bilmac Gold Mines.....	17, 83	Dividends.....	8
Production (1933).....	17	Profit tax.....	58
Whitehead Metal Products Co.....	31		
Whiteside, R. V.....	104	Y	
Whitney tp.		Yarmouth, clay pit.....	75
Gold mg. <i>See</i> Canusa, Dome g.		Yarrow tp., barite.....	41, 67
mines; Pamour Porcupine Mines;		Yates, Harry.....	99, 161
Porcupine Lake Gold Mg. Co.		Yates, Richard C.....	187
Whittingham, H.....	94, 139	Yeocell, W. J.....	111
Widdifield tp., clay.....	76	York co.	
Wilberforce tp., lime.....	70	<i>See also</i> Etobicoke, York tps.	
Wilcox, Charles S.....	188	Clay pits.....	74, 76
Willford and Co., R. F.....	70	York Sandstone Brick Co.....	73
Williams, A. D.....	60	York tp.	
Williams, A. K.....	14	<i>See also</i> Toronto.	
Williams, B. J.....	72	Sand and gravel.....	74
Williams, Bruce.....	66, 182	Young, A. C.	
Williams, E. S.....	82	Statistical Review of Mineral Indus-	
Williams, Frank.....	63, 78, 116	try by.....	1-60
Williams, R. Massey.....	61, 80	Young, C. T.....	65, 172
Willisville. <i>See</i> Bousquet Gold Mines.		Young, H. G.....	168
Wilport Gold Mines, Ltd.....	53	Young, W. C.....	172
Wilson, J. A.....	80		

	PAGE
Young-Davidson gold m.	
<i>See also</i> Young-Davidson Mines.	
Accident rate.....	194
Address.....	65
Mill, capacity.....	23
Operations.....	7, 115
Production.....	10, 17
Young-Davidson Mines, Ltd.	
<i>See also</i> Young-Davidson g.m.	
Capital; officers.....	172

	PAGE
Young-Shannon Gold Mines, Ltd.	
Capital; officers; operations.....	172
Mine manager and address.....	65

## Z

Zinc, production.....	3, 5
Zirconium manganese silicon.....	37



REPORT  
OF THE  
INSPECTOR OF LEGAL OFFICES  
ONTARIO  
1936

PRINTED BY ORDER OF  
THE LEGISLATIVE ASSEMBLY OF ONTARIO  
SESSIONAL PAPER NO. 5, 1937



ONTARIO

TORONTO

Printed and Published by T. E. Bowman, Printer to the King's Most Excellent Majesty  
1937



TO THE HONOURABLE HERBERT ALEXANDER BRUCE,

*A Colonel in the Royal Army Medical Corps, etc.,  
Lieutenant-Governor of the Province of Ontario.*

MAY IT PLEASE YOUR HONOUR:

The undersigned begs respectfully to present to Your Honour the Annual Report of the Inspector of Legal Offices for the year ending 31st December, 1936.

A. W. ROEBUCK,  
*Attorney General.*

Toronto, March 19th, 1937.





# REPORT

## OF THE

### Inspector of Legal Offices

### Ontario, 1936

---

Parliament Buildings,  
Toronto, Ontario.

THE HONOURABLE HERBERT ALEXANDER BRUCE,

*A Colonel in the Royal Army Medical Corps, etc., etc.,  
Lieutenant-Governor of the Province of Ontario.*

Sir:—

I have the honour to present my report as Inspector of Legal Offices for the year ending December 31st, 1936.

In the year 1936 all Legal Offices in the Province of Ontario, with the exception of some of the Division Courts, were inspected by either myself, or by one of the Assistant Inspectors.

In five more offices the Government's policy of amalgamating the office of Sheriff with that of Clerk of the County or District Court was carried out. There are now only seventeen Counties or Districts in the Province where such amalgamations have not been effected.

The Magisterial system has been working satisfactorily throughout the Province. On June 1st The Magistrates Act of 1936 became effective and entirely changed the basis of Municipal contributions to the Provincial Treasury covering the expense of operating Magistrates' Courts. Under the old Act, Municipalities were required to pay Magistrates' salaries arbitrarily based on the population of the Municipality, and without regard to the work of the Court. This system was very unfair to some Municipalities, the proof of which lies in the fact that under the terms of the new Act thirty-five out of forty Municipalities now contribute from twenty to eighty per cent less than under the former Act.

The amount of fines collected in each Municipal Court is the basis upon which the contribution to the Government is computed, and the Act calls for forty per cent of the fines and Magistrates' fees to be paid to the Government. By this method the Municipality is not called upon to make any outlay, as the deduction is made by the Magistrate, and the Municipality each month is paid their sixty per cent of the total revenue. Only five Municipalities in the entire Province now contribute more than previously, and this is due to the fact that the Court Calendars in those Municipalities are extremely heavy.

Before our 1936 Report was prepared for the Press, it was with the deepest regret that we were advised of the death of Magistrate Davidson who presided

at the Mimico Court. The late Mr. Davidson was appointed as Magistrate to the Highway Traffic Court, established for the first Highway in the Province, namely, between Toronto and Hamilton, and was the presiding Magistrate from its inception.

*Re Juvenile Courts.* As intimated in my Report for last year, the negotiations with the County of Wentworth have been completed, and that County, including the City of Hamilton, is now under the purview of The Juvenile Delinquents Act. Some inquiries have been made in regard to the establishment of a Court for Welland County, Algoma District and other places, but nothing definite has as yet been arranged. Might I again express my regrets that the great majority of the Municipalities of the Province have not as yet seen fit to establish a Juvenile Court, and I take this means of advising all Municipal officials that my office will gladly furnish full information in regard to the establishment of these Courts.

*Re Division Courts.* Contrary to the general impression, the business transacted in the Division Courts is largest in so called "good times". The number of suits entered in these courts showed a continuous increase every year up to 1931, when 121,130 claims for \$5,900,690.00 were entered. During the depression years the business declined rapidly, the low point being reached in 1935, when only 55,419 actions for \$3,003,137.11 were entered.

During last year some of the larger divisions showed quite a noticeable increase, but the rural courts are still down. The number of claims entered for 1936, exclusive of transcripts of judgments and judgment summonses, being 56,267 for \$2,855,087.95.

Surplus Fees collected from Clerks and Bailiffs and paid to the Honourable the Provincial Treasurer for the fiscal year amounted to \$21,511.24.

Section 37 of The Division Courts Act provides that any sum of money paid into court, and remaining in court unclaimed for a period of six years, shall form part of the Consolidated Revenue Fund, and there was collected under this heading and paid to the Provincial Treasurer \$795.91.

There has been continuous inspection of the outside offices, and over two hundred personal visits were made during the year by my Senior Assistant Inspector, Mr. H. A. Locke. Practically all the offices in old Ontario were inspected, and with few exceptions it was found that the officials were giving good service. Although it is only in the Cities and County Towns that Clerks devote their full time to Division Court work, all Clerks and Bailiffs are bonded for the proper performance of their duties.

The revenue collected by this office for the year 1936 from the public offices under my supervision amounted to \$548,455.24, made up as follows:

Magistrates' Fines.....	\$202,095.95
Magistrates' Fees.....	66,613.05
(The above amounts represent monies for fines and fees actually received by me and do not include fines and fees paid direct to the Inspectors under the L.C.A.)	
Local Registrars, S.C.O., County Court and District Court Clerks, and Surrogate Registrars.....	136,970.99
Crown Attorneys' and Clerks of the Peace Fees.....	31,700.21
Crown Attorneys' Estreats and Fines.....	3,867.10
Sheriffs' Fees.....	25,319.40
Registrars of Deeds and Local Masters of Titles.....	57,271.45
Division Court Clerks and Bailiffs.....	22,306.61
Miscellaneous Revenue.....	1,759.53
TOTAL.....	\$547,904.29

The increase over 1935 is \$138,280.36.

Mr. H. R. Polson, the Assistant Inspector, has devoted a great deal of his time to the inspection and auditing of the Magistrates and Justices of the Peace. He also has assisted the Auditor in auditing the Land Transfer Tax in the Registry Offices. This duty has been assumed by this office at the request of the Treasury. All Registry Offices have been audited during the year.

Mr. W. A. James was superannuated on account of ill health, and his position was taken by Mr. M. C. Zimmerman, who is now the Auditor for this Branch. Between him and Mr. James all offices were audited.

I should again wish to thank the officials throughout the Province for helping me in the work of inspection and auditing. I also wish to thank the Assistant Inspectors, Auditor and staff for the manner in which they performed their duties throughout the year.

I attach hereto the schedules and statements with reference to the office, which should be of interest:

1. Statements—Osgoode Hall Offices (Surrogate Clerk, Administrative Branch, Appellate Division and Master's Office).
2. Financial Statement of judicial offices, namely, Sheriffs, Surrogate Judges, Local Masters, S.C.O., Crown Attorneys, Clerks of the Peace, Local Registrars, County and District Court Clerks, and Surrogate Registrars.
3. Statement respecting Commuted Crown Attorneys.
4. Financial Statement respecting Land Titles Offices.
5. Financial Statement respecting Division Courts.
6. Financial Statement respecting Registrars of Deeds.
7. Financial Statement respecting Magistrates.
8. List of Justices of the Peace.
9. Statistical Report of Juvenile Courts.
10. Appointments.
11. Observations by Inspector.

All of which is respectfully submitted.

I have the honour to be, Sir,

Your obedient servant,

W. W. DENISON,

*Inspector of Legal Offices.*



## Statements

### OSGOODE HALL OFFICES

- (a) Surrogate Clerk.
- (b) Administrative Branch.
- (c) Appellate Division.
- (d) Master, Supreme Court.

## ANNUAL REPORT FOR YEAR 1936 —SURROGATE CLERK'S OFFICE

1. Number of Notices of Application for Probate and Administration and Certificates Issued .....	12,052
2. Number of Notices of Application for Guardianship Received and Certificates Issued .....	52
3. Number of Caveats Filed .....	106
4. Number of Searches in Office Paid for other than by Surrogate Registrars .....	270
5. Number of Deeds of Election Filed .....	1
6. Total Number of Supreme Court Orders Filed .....	22
7. Total Fees for 1936 .....	\$6,680.00

REPORT OF THE BUSINESS OF THE ADMINISTRATIVE BRANCH FOR THE  
YEAR ENDING WITH THE 31<sup>ST</sup> OF DECEMBER, 1936—  
SENIOR REGISTRAR'S BRANCH

Number of Writs of Summons issued (of which 60 were concurrent writs).....	3,205
Actions entered in procedure book, commenced by writs issued during the year 1936.....	1,399
Actions entered in procedure book, transferred from county court during 1936 .....	45
Actions entered in procedure book, commenced by writ during previous years.....	90
Actions entered in procedure book otherwise than by writs .....	170
Praeipie orders issued.....	142
Records passed .....	932
Writs of execution, Fi. Fa., issued.....	808
Writs of execution, renewals, alias and pluries .....	432
Special writs (habeas corpus, etc.) issued.....	12
Actions entered for trial with jury.....	146
Actions entered for trial without jury.....	674
Amount of jury fees paid City Treasurer.....	\$468.00
Court orders .....	653
Mechanics' lien orders entered .....	222
Attorney-General orders entered .....	203
Fiats entered.....	909
Deed polls entered and filed.....	244
Judgments without trial .....	
Judgments after trial, etc.....	444
Judgments by default, mortgage actions.....	1,047
Judgments by default, ordinary actions.....	158
Judgments in mechanics' liens.....	36
Judgments in respect of writs issued, year 1931 .....	9
Judgments in respect of writs issued, year 1932 .....	12
Judgments in respect of writs issued, year 1933 .....	36
Judgments in respect of writs issued, year 1934 .....	131
Judgments in respect of writs issued, year 1935 .....	783
Judgments in respect of writs issued, year 1936.....	1,375
Interlocutory judgments signed.....	6
Total judgments entered.....	2,369
Amount recovered on judgments, exclusive of costs.....	\$6,176,910.29
Amount of taxed costs (including disbursements on judgments of all kinds).....	\$79,167.01
Fees paid in law stamps in Registrar's Office .....	\$34,960.80
Fees paid in law stamps in Appellate Division .....	\$1,595.00

IN THE SUPREME COURT OF ONTARIO — REPORT, 1936  
COURT OF APPEAL FOR ONTARIO

Number of criminal appeals set down (including applications for leave to appeal "in forma pauperis" granted).....	160
Number of criminal appeals heard and disposed of (including appeals set down but not heard in 1935).....	169
Number of criminal applications for leave to appeal "in forma pauperis" refused.....	185
Number of motions (Criminal and Civil) heard and disposed of.....	25
Number of Civil Appeals standing for judgment, December 31st, 1935.....	4
Number of Civil Appeals set down and placed on list for hearing.....	314
Number of Civil Appeals set down but not placed on list for hearing.....	112
Number of Civil Appeals standing for judgment, December 31st, 1936 (including 23 Assessment Appeals arising out of Separate School Legislation heard 16th-22nd December and in which judgment was delivered January 11th, 1937).....	29
Number of cases placed on Civil and Criminal list for hearing and not disposed of.....	none
Written reasons given (including 14 Criminal Appeals).....	105

APPEALS HEARD AND DISPOSED OF

(Including 4 Civil Cases Standing for Judgment, 31st December, 1936)

	CRIMINAL					Total	
	Conviction Quashed	Dismissed	Varied	New Trial Directed			
	23	115	24	7	169		
	CIVIL					Total	
	Allowed	Dismissed	Varied	New Trial Directed	Referred Back		Settled
Supreme Court Trial or Single Judge.....	53	92	10	5	5	4	169
County or District Court.....	20	54	9	7	1	....	91
Division Court.....	7	27	1	3	....	....	38
Surrogate Court.....	....	6	.	....	....	....	6
Juvenile Court.....	3	1	....	....	....	....	4
Mining Court.....	....	1	....	....	....	....	1
Drainage Referee.....	2	.	....	....	....	....	2
By Way of Stated Case (Assessment).....	....	2	.	....	....	....	2
Ontario Municipal Board.....	....	1	....	....	....	....	1
Superintendent of Insurance.....	....	1	....	....	....	....	1
Assistant Masters.....	....	2	....	....	1	....	3
	<u>85</u>	<u>187</u>	<u>20</u>	<u>15</u>	<u>7</u>	<u>4</u>	
Total Number of Appeals (Criminal and Civil) heard and disposed of during 1936.....							487

ANNUAL RETURN OF FEES COLLECTED IN LAW STAMPS, MASTER'S OFFICE,  
IN CONNECTION WITH REFERENCES FOR YEAR ENDING  
DECEMBER 31st, 1936

Master and Assistant Master (References).....	\$ 1,109.90
Assistant Master:	
Mechanics' Liens.....	516.00
Mortgage References.....	4,824.50
	<u>\$6,450.40</u>
Registrars' Fees (Bankruptcy).....	\$ 7,946.80
Official Receivers' Fees.....	1,422.20
	<u>\$ 9,369.00</u>





## Financial Statement

Sheriffs.

Local Registrars.

County and District Court Clerks.

Surrogate Registrars.

Surrogate Judges.

Local Masters, S.C.O.

Crown Attorneys and Clerks of the Peace.

## RETURN OF FEES AND EMOLUMENTS OF JUDICIAL OFFICERS THROUGHOUT

County or District	Office	Officer	Amount earned in 1936	Salary paid by Province
ALGOMA: Sault Ste. Marie	Sheriff	R. E. Stone	\$ c. 2,838.92	\$ c. 1,112.50
	Local Registrar	do	794.70	
	Surrogate Registrar	do		
	District Court Clerk	do		
	do	T. J. Foster (a)	2,842.58	187.50
	Surrogate Judge	Frederick Stone		1,000.00
	Local Master	do	36.50	
	Crown Attorney	J. L. O'Flynn	4,322.68	400.00
	Clerk of the Peace	do		
BRANT: Brantford	Sheriff	C. S. Tapscott	3,505.10	
	Local Registrar	do	7,399.92	
	County Court Clerk	do		
	Surrogate Registrar	do		
	Surrogate Judge	D. J. Cowan		1,000.00
	Local Master	Judge A. D. Hardy	182.30	
BRUCE: Walkerton	Crown Attorney	F. E. D. Wallace	Commuted	at \$3,500.00
	Clerk of the Peace	do		
BRUCE: Walkerton	Sheriff	H. A. McGillivray	2,849.29	
	Local Registrar	do	5,155.08	
	County Court Clerk	do		
	Surrogate Registrar	do		
	Surrogate Judge	W. G. Owens		1,000.00
	Local Master	do	57.40	
	Crown Attorney	J. W. Freeborn	4,466.75	
CARLETON: Ottawa	Clerk of the Peace	do		
	Sheriff	S. Crooks	9,547.43	
	Surrogate Judge	E. J. Daly		1,000.00
	Local Master	F. A. Magee (b)	723.00	
	Local Registrar	do	5,799.55	
	County Court Clerk	C. L. Bray (c)	16,753.47	
	Surrogate Registrar	do		
	Crown Attorney	R. Mercier	Commuted	at \$3,000.00
Clerk of the Peace	do			
COCHRANE: Cochrane	Sheriff	J. D. Mackay	3,561.09	1,100.00
	Local Registrar	W. L. Warrell (d)	3,743.50	150.00
	District Court Clerk	do		
	Surrogate Registrar	do		
	Surrogate Judge	J. B. T. Caron		1,000.00
	Local Master	do	23.00	
	Crown Attorney	S. A. Caldbeck	Commuted	at \$3,500.00
Clerk of the Peace	do			
DUFFERIN: Orangeville	Sheriff	H. Endacott (e)	774.33	
	do	T. K. Slack	722.51	
	Local Registrar	do	1,006.02	
	County Court Clerk	do		
	Surrogate Registrar	do		
	do	J. A. V. Preston (f)	1,257.61	305.63
	Surrogate Judge	W. T. Robb		1,000.00
	Local Master	do	6.70	
	Crown Attorney	R. D. Evans	Commuted	at \$1,270.00
	Clerk of the Peace	do		

(a) T. J. Foster resigned as of 30th Sept., 1936; R. E. Stone appointed same date, to retain \$3,000.00 out of combined offices.

(b) F. A. Magee's fees commuted at \$4,250.00 per annum from 15th Mar., 1936.

(c) C. L. Bray's fees commuted at \$4,000.00 per annum from 1st Feb., 1936.

(d) W. L. Warrell's fees commuted at \$3,000.00 per annum from 1st April, 1936.

## THE PROVINCE OF ONTARIO FOR THE YEAR ENDING DECEMBER 31, 1936

Total earnings and salary in all offices	Total office disbursements	Net earnings of office	Amount paid to Province	Net income of officer	Fees collected in Law Stamps for the Judge	Fees collected in Law Stamps for the Crown	County or District
\$ c.	\$ c.	\$ c.	\$ c.	\$ c.	\$ c.	\$ c.	
4,746.12	1,450.95	3,295.17	204.54	3,090.63	174.00	244.80	Algoma
3,030.08	500.00	2,530.08	102.62	2,428.66	775.90	781.30	
4,722.68	730.45	3,992.23		3,992.23			
10,905.02	3,992.42	6,912.60	2,869.70	4,000.00	3,597.25	2,472.20	Brant
per annum							
8,004.37	3,866.45	4,137.92	137.92	4,000.00	2,129.30	1,472.20	Bruce
4,466.75	195.00	4,271.75	135.88	4,135.87			
9,547.43	4,071.97	5,475.46	1,087.73	4,387.73			Carleton
6,522.55	2,405.22	4,117.33	1,722.09	2,395.24	25.00		
16,753.47	3,809.43	12,944.04	8,768.83	4,175.21	8,115.50	4,091.80	
per annum							
4,661.09	1,505.39	3,155.70		3,155.70			Cochrane
3,893.50	871.65	3,021.85	216.00	2,805.85	507.25	963.50	
per annum							
774.33	360.70	413.63		413.63			Dufferin
1,728.53	994.29	734.24		734.24	242.50	164.50	
1,563.24	106.49	1,456.75		1,456.75	424.80	249.00	
per annum							

(e) H. Endacott superannuated; T. K. Slack appointed 15th June, 1936; to retain \$2,500.00 from combined offices.

(f) J. A. V. Preston held the office from 1st Jan. to 14th June, 1936, inclusive; T. K. Slack appointed as and from 15th June, 1936.

## RETURN OF FEES AND EMOLUMENTS OF JUDICIAL OFFICERS THROUGHOUT

County or District	Office	Officer	Amount earned in 1936	Salary paid by Province
ELGIN: St. Thomas.....	Sheriff.....	I. D. Cameron.....	\$ c. 2,216.35	\$ c.
	Local Registrar.....	do .....	6,325.40	
	County Court Clerk.....	do .....		
	Surrogate Registrar.....	do .....		
	Surrogate Judge.....	D. C. Ross.....		1,000.00
	Local Master.....	do .....	73.65	
	Crown Attorney.....	E. W. Haines.....	3,288.45	
	Clerk of the Peace.....	do .....		
ESSEX: Windsor.....	Sheriff.....	A. A. Marentette.....	7,529.41	
	Local Registrar.....	A. A. MacKinnon (a).....	13,738.75	168.75
	County Court Clerk.....	do .....		
	Surrogate Registrar.....	do .....		
	Surrogate Judge.....	J. J. Coughlin.....		1,000.00
	Local Master.....	F. A. Landriau.....	748.60	
	Crown Attorney.....	J. S. Allan.....	Committed at	\$6,000.00
Clerk of the Peace.....	do .....			
FRONTENAC: Kingston.....	Sheriff.....	R. F. Vair (b).....	3,933.47	
	Local Registrar.....	C. H. Wood.....	3,052.80	675.00
	County Court Clerk.....	do .....		
	Surrogate Registrar.....	H. E. Richardson.....	2,980.95	
	Surrogate Judge.....	H. A. Lavell.....		1,000.00
	Local Master.....	J. B. Walkem.....	165.63	
	Crown Attorney.....	T. J. Rigney.....	4,595.90	
Clerk of the Peace.....	do .....			
GREY: Owen Sound.....	Sheriff.....	Wm. Breese.....	3,644.71	
	Local Registrar.....	T. J. Rutherford (c).....	6,763.98	187.50
	County Court Clerk.....	do .....		
	Surrogate Registrar.....	do .....		
	Surrogate Judge.....	G. W. Morley.....		1,000.00
	Local Master.....	do .....	139.40	
	Crown Attorney.....	J. F. P. Birnie.....	5,243.24	
Clerk of the Peace.....	do .....			
HALDIMAND: Cayuga.....	Sheriff.....	R. F. Miller.....	1,711.95	
	Local Registrar.....	J. C. Eccles.....	2,692.95	600.00
	County Court Clerk.....	do .....		
	Surrogate Registrar.....	do .....		
	Surrogate Judge.....	W. S. West.....		1,000.00
	Local Master.....	do .....	4.09	
	Crown Attorney.....	H. Arrell.....	3,151.10	
Clerk of the Peace.....	do .....			
HALTON: Milton.....	Sheriff.....	W. J. L. Hampshire.....	2,081.39	
	Local Registrar.....	do .....	3,628.25	
	County Court Clerk.....	do .....		
	Surrogate Registrar.....	do .....		
	Surrogate Judge.....	W. N. Munro.....		1,000.00
	Local Master.....	do .....	75.00	
	Crown Attorney.....	W. I. Dick.....	2,962.00	
Clerk of the Peace.....	do .....			

(a) A. A. MacKinnon's fees commuted at \$4,000.00 per annum, 15th March, 1936.

(b) R. F. Vair died Jan. 13th, 1937.

## THE PROVINCE OF ONTARIO FOR YEAR ENDING DECEMBER 31, 1936—Continued

Total earnings and salary in all offices	Total office disbursements	Net earnings of office	Amount paid to Province	Net income of officer	Fees collected in Law Stamps for the Judge	Fees collected in Law Stamps for the Crown	County or District
\$ c.	\$ c.	\$ c.	\$ c.	\$ c.	\$ c.	\$ c.	
8,541.75	1,965.12	6,576.63	2,826.63	3,750.00	2,502.25	1,674.90	Elgin
3,288.45	906.96	2,381.49		2,381.49			
7,529.41	3,196.50	4,332.91	516.46	3,816.45			Essex
13,907.50	5,461.11	8,446.39	4,273.96	4,172.43	5,011.05	5,733.80	
748.60	88.75	659.85		659.85			
per annum							
3,933.47	1,071.29	2,862.18		2,862.18			Frontenac
3,727.80	730.70	2,997.10		2,997.10		649.80	
2,980.95		2,980.95		2,980.95	2,030.70	1,088.10	
165.63	15.00	150.63		150.63			
4,595.90	716.04	3,879.86		3,879.86			
3,644.71	1,070.63	2,574.08		2,574.08			Grey
6,951.48	1,296.00	5,655.48	1,675.78	3,979.70	2,363.60	1,393.90	
5,243.24	1,000.00	4,243.24	121.62	4,121.62			
1,711.95	397.15	1,314.80	64.80	1,250.00			Haldimand
3,292.95	609.15	2,683.80		2,683.80	1,120.55	682.95	
3,151.10	878.70	2,272.40		2,272.40			
5,709.64	2,714.01	2,995.63	995.63	2,000.00	2,165.00	1,090.90	Halton
2,962.00	1,068.03	1,893.97		1,893.97			

(c) T. J. Rutherford's fees commuted at \$3,750.00, 1st April, 1936.

## RETURN OF FEES AND EMOLUMENTS OF JUDICIAL OFFICERS THROUGHOUT

County or District	Office	Officer	Amount earned in 1936	Salary paid by Province
			\$ c.	\$ c.
HASTINGS: Belleville.....	Sheriff.....	J. D. O'Flynn.....	4,231.02	
	Local Registrar.....	do.....	5,905.28	
	County Court Clerk.....	do.....		
	Surrogate Registrar.....	do.....		
	Surrogate Judge.....	G. E. Deroche.....		1,000.00
	Local Master.....	W. C. Mikel.....	254.40	
	Crown Attorney.....	B. C. Donnan.....	8,839.51	
	Clerk of the Peace.....	do.....		
HURON: Goderich.....	Sheriff.....	R. Johnston.....	3,332.54	
	Local Registrar.....	do.....	8,126.20	
	County Court Clerk.....	do.....		
	Surrogate Registrar.....	do.....		
	Surrogate Judge.....	T. M. Costello.....		1,000.00
	Local Master.....	do.....	55.90	
	Crown Attorney.....	D. E. Holmes.....	4,761.29	
	Clerk of the Peace.....	do.....		
KENORA: Kenora.....	Sheriff.....	L. D. MacCallum.....	1,805.55	1,000.00
	Local Registrar.....	E. Appleton.....	1,785.77	700.00
	District Court Clerk.....	do.....		
	Surrogate Registrar.....	do.....		
	Surrogate Judge.....	W. A. Dowler.....		1,000.00
	Local Master.....	do.....		
	Crown Attorney.....	H. P. Cooke (a).....	170.00	
	Clerk of the Peace.....	do.....		
	do.....	E. C. Popham.....	1,361.42	
KENT: Chatham.....	Sheriff.....	E. W. Hardey.....	3,818.23	
	Local Registrar.....	D. E. Douglas (b).....	9,002.08	168.75
	County Court Clerk.....	do.....		
	Surrogate Registrar.....	do.....		
	Surrogate Judge.....	Uriah McFadden.....		1,000.00
	Local Master.....	do.....	92.20	
	Crown Attorney.....	H. D. Smith.....	10,351.66	
	Clerk of the Peace.....	do.....		
LAMBTON: Sarnia.....	Sheriff.....	A. J. Johnston.....	3,556.54	
	Local Registrar.....	Alex. Saunders (c).....	6,279.55	168.75
	County Court Clerk.....	do.....		
	Surrogate Registrar.....	do.....		
	Surrogate Judge.....	A. E. Taylor.....		1,000.00
	Local Master.....	do.....	14.30	
	Crown Attorney.....	Hector Cowan (d).....	Commuted at	\$3,500.00
	Clerk of the Peace.....	do.....		
	do.....	H. M. Taylor, Acting.....	810.61	
LANARK: Perth.....	Sheriff.....	J. S. L. McNeely.....	1,845.17	
	Local Registrar.....	do.....	3,279.93	
	County Court Clerk.....	do.....		
	Surrogate Registrar.....	do.....		
	Surrogate Judge.....	F. W. Wilson.....		1,000.00
	Local Master.....	do.....	206.00	
	Crown Attorney.....	W. W. Pollock.....	Commuted at	\$2,500.00
	Clerk of the Peace.....	do.....		

(a) H. P. Cooke died 21st April, 1936; E. C. Popham's appointment dated from 20th April, 1936.

(b) D. E. Douglas' fees commuted at \$3,750.00, 1st April, 1936.

THE PROVINCE OF ONTARIO FOR YEAR ENDING DECEMBER 31, 1936—*Continued*

Total earnings and salary in all offices	Total office disbursements	Net earnings of office	Amount paid to Province	Net income of officer	Fees collected in Law Stamps for the Judge	Fees collected in Law Stamps for the Crown	County or District
\$ c.	\$ c.	\$ c.	\$ c.	\$ c.	\$ c.	\$ c.	
10,136.30	4,110.36	6,025.94	2,025.94	4,000.00	2,446.00	1,652.30	Hastings
254.40	.90	253.50		253.50			
8,839.51	1,535.30	7,304.21	1,652.11	5,652.10			
11,458.74	3,639.02	7,819.72	4,319.72	3,500.00	3,078.75	2,038.40	Huron
4,761.29	780.00	3,981.29		3,981.29			
2,805.55	91.01	2,714.54		2,714.54			Kenora
2,485.77	75.00	2,410.77		2,410.77	377.75	330.20	
1,361.42		1,361.42		1,361.42			
3,818.23	1,636.21	2,182.02		2,182.02			Kent
9,170.83	2,143.75	7,027.08	2,987.54	4,039.54	3,320.00	2,321.20	
10,351.66	1,950.00	8,401.66	2,200.83	6,200.83			
3,556.54	548.00	3,008.54		3,008.54			Lambton
6,448.30	1,187.50	5,260.80	1,457.99	3,802.81	3,028.25	1,899.00	
per annum							
810.61	150.58	660.03		660.03			
5,125.10	1,576.53	3,548.57	48.57	3,500.00	1,843.80	1,093.90	Lanark
per annum							

(c) Alex. Saunders' fees commuted at \$3,500.00 per annum, 1st April, 1936; Mr. Saunders died 27th Feb., 1937  
(d) Hector Cowan died Oct. 17th, 1936; H. M. Taylor appointed *pro tem*.

## RETURN OF FEES AND EMOLUMENTS OF JUDICIAL OFFICERS THROUGHOUT

County or District	Office	Officer	Amount earned in 1936	Salary paid by Province
LEEDS AND GRENVILLE: Brockville.....	Sheriff.....	A. E. Baker.....	\$ c. 3,041.98	\$ c. .....
	Local Registrar.....	do.....	6,486.55	.....
	County Court Clerk.....	do.....	.....	.....
	Surrogate Registrar.....	do.....	.....	.....
	Surrogate Judge.....	M. B. Tudhope.....	.....	1,000.00
	Local Master.....	do.....	63.10	.....
	Crown Attorney.....	H. Atkinson.....	3,997.11	.....
LENNOX AND ADDINGTON: Napanee.....	Clerk of the Peace.....	do.....	.....	.....
	Sheriff.....	C. W. Vandervoort (a).....	410.20	.....
	do.....	W. P. Deroche.....	1,366.92	.....
	Local Registrar.....	do.....	2,169.86	122.58
	County Court Clerk.....	do.....	.....	.....
	Surrogate Registrar.....	do.....	.....	.....
	Surrogate Judge.....	J. E. Madden.....	.....	1,000.00
LINCOLN: St. Catharines	Local Master.....	do.....	27.70	.....
	Crown Attorney.....	K. S. Ham.....	2,364.43	.....
	Clerk of the Peace.....	do.....	.....	.....
	Sheriff.....	F. J. Graves.....	3,638.92	.....
	Local Registrar.....	E. J. Lovelace (b).....	7,181.20	168.75
	County Court Clerk.....	do.....	.....	.....
	Surrogate Registrar.....	do.....	.....	.....
MANITOULIN: Gore Bay.....	Surrogate Judge.....	J. S. Campbell (c).....	.....	1,000.00
	Local Master.....	do.....	44.20	.....
	do.....	J. G. Stanbury.....	.....	.....
	Crown Attorney.....	E. H. Lancaster.....	3,660.52	.....
	Clerk of the Peace.....	do.....	.....	.....
	Sheriff.....	W. I. Wagg.....	1,597.63	.....
	Local Registrar.....	do.....	732.25	.....
MIDDLESEX: London.....	District Court Clerk.....	do.....	.....	.....
	Surrogate Registrar.....	do.....	.....	.....
	Surrogate Judge.....	A. B. Currey.....	.....	1,000.00
	Local Master.....	do.....	.....	.....
	Crown Attorney.....	W. F. McRae.....	2,514.99	250.00
	Clerk of the Peace.....	do.....	.....	.....
	Sheriff.....	D. A. Graham.....	7,429.91	.....
MUSKOKA: Bracebridge.....	Local Registrar.....	E. Weld (d).....	7,225.99	125.00
	County Court Clerk.....	do.....	.....	.....
	Surrogate Registrar.....	do.....	.....	.....
	Local Registrar.....	G. H. Tennent.....	9,379.80	1,395.00
	County Court Clerk.....	do.....	.....	.....
	Surrogate Registrar.....	N. F. Newton, Acting.....	939.80	.....
	Surrogate Judge.....	Joseph Wearing.....	.....	1,000.00
	Local Master.....	Judge A. A. Ingram.....	239.40	1,000.00
	Crown Attorney.....	N. F. Newton.....	8,645.66	.....
	Clerk of the Peace.....	do.....	.....	.....
	Sheriff.....	C. S. Salmon.....	1,306.21	.....
Local Registrar.....	do.....	1,368.55	.....	
District Court Clerk.....	do.....	.....	.....	
Surrogate Registrar.....	do.....	.....	.....	
Surrogate Judge.....	E. A. Wright (e).....	.....	1,000.00	
Local Master.....	do.....	.....	.....	
Crown Attorney.....	E. W. Clairmont.....	1,334.27	250.00	
Clerk of the Peace.....	do.....	.....	.....	

(a) C. W. Vandervoort superannuated 14th Mar., 1936; W. P. Deroche appointed 15th Mar., 1936; to retain \$2,400.00 from both offices.

(b) E. J. Lovelace's fees commuted at \$3,750.00 per annum, 1st Apr. 1936.

(c) His Honour Judge Campbell retired; J. G. Stanbury appointed Surrogate Judge 24th Nov., 1936.



## THE PROVINCE OF ONTARIO FOR YEAR ENDING DECEMBER 31, 1936—Continued

Total earnings and salary in all offices	Total office disbursements	Net earnings of office	Amount paid to Province	Net income of officer	Fees collected in Law Stamps for the Judge	Fees collected in Law Stamps for the Crown	County or District
\$ c.	\$ c.	\$ c.	\$ c.	\$ c.	\$ c.	\$ c.	
9,528.53	4,101.68	5,426.85	1,426.85	4,000.00	3,248.10	2,235.90	Leeds and Grenville
3,997.11	666.00	3,331.11		3,331.11			
410.20	71.56	338.64		338.64			Lennox and Addington
3,659.36	1,421.21	2,238.15		2,238.15	1,067.45	541.70	
2,364.43	328.55	2,035.88		2,035.88			
3,638.92	1,184.02	2,454.90		2,454.90			Lincoln
7,349.95	2,100.80	5,249.15	1,324.50	3,924.65	3,064.50	2,251.30	
3,660.52	1,061.98	2,798.54		2,798.54			
2,329.88	1,398.88	931.00		931.00	218.50	125.70	Manitoulin
2,764.99	100.00	2,664.99		2,664.99			
7,429.91	2,324.91	5,105.00		5,105.00			Middlesex
7,350.99	2,092.50	5,258.49	3,319.82	1,938.67	4,711.00	2,368.10	
10,774.80	4,005.84	6,768.96	3,932.26	2,836.70	2,685.00	3,135.70	
939.80	350.00	589.80	294.90	294.90	753.75	396.80	
8,645.66	2,163.95	6,481.71	1,240.85	5,240.86			
2,674.76	329.51	2,345.25	345.25	2,000.00	441.50	322.10	Muskoka
1,554.27	372.29	1,181.98		1,181.98			

(d) E. Weld died 17th July, 1936; Mr. Weld held all three offices from Jan. 1st to 14th Mar., 1936, when G. H. Tennent was appointed County Court Clerk and Local Registrar; from the date of Mr. Weld's death until the appointment of Mr. Tennent to all three offices at \$4,500.00 per annum, N. F. Newton, Crown Attorney, acted as Surrogate Registrar.

(e) E. A. Wright appointed 18th Sept., 1936; His Honour Judge Mahaffy retired.

## RETURN OF FEES AND EMOLUMENTS OF JUDICIAL OFFICERS THROUGHOUT

County or District	Office	Officer	Amount earned in 1936	Salary paid by Province
NIPISSING: North Bay	Sheriff	T. J. Bourke (a)	\$ 2,484.74	c. 366.67
	do	Miss M. Varin, Deputy	142.47	
	Local Registrar	T. J. Bourke	1,913.39	
	District Court Clerk	do		
	Surrogate Registrar	do		
	do	E. A. Tilley, Acting	162.51	
	Surrogate Judge	T. F. Battle (b)		1,000.00
	Local Master	do	24.50	
	do	J. A. S. Plouffe		
	Crown Attorney	T. E. McKee	2,942.36	187.50
NORFOLK: Simcoe	Clerk of the Peace	do		
	do	E. A. Tilley	1,074.43	62.50
	Sheriff	A. C. Pratt	614.67	
	do	W. H. Mason (c)	1,156.59	
	Local Registrar	do	4,411.57	
	County Court Clerk	do		
	Surrogate Registrar	do		
	do	C. S. Buck	880.38	112.50
	Surrogate Judge	A. T. Boles		1,000.00
	Local Master	do	82.30	
NORTHUMBER- LAND AND DURHAM: Cobourg	Crown Attorney	W. E. Kelly	Commuted	at \$3,400.00
	Clerk of the Peace	do		
	Sheriff	C. J. McDonough, Acting	425.06	
	do	J. T. Field (d)	2,197.37	
	Local Registrar	do	6,433.65	153.06
	County Court Clerk	do		
	Surrogate Registrar	do		
	Surrogate Judge	L. V. O'Connor		1,000.00
	Local Master	do	164.50	
	Crown Attorney	F. D. Boggs	3,585.09	
ONTARIO: Whitby	Clerk of the Peace	do		
	Sheriff	H. Bascom	3,311.17	
	Local Registrar	do	7,055.34	
	County Court Clerk	do		
	Surrogate Registrar	do		
	Surrogate Judge	D. B. Coleman		1,000.00
	Local Master	Judge Robt. Ruddy (e)	56.30	1,000.00
	Crown Attorney	G. D. Conant	5,386.99	
	do	do		
	do	do		
OXFORD: Woodstock	Clerk of the Peace	do		
	Sheriff	Wm. McGhee	1,964.52	
	Local Registrar	P. McDonald (f)	7,582.84	168.74
	County Court Clerk	do		
	Surrogate Registrar	do		
	Surrogate Judge	F. E. Perrin		1,000.00
	Local Master	do	20.50	
	Crown Attorney	Craig McKay	4,302.38	
	do	do		
	do	do		
PARRY SOUND: Parry Sound	Clerk of the Peace	do		
	Sheriff	J. E. Armstrong	2,531.71	1,148.12
	Local Registrar	J. H. Tully	1,699.20	
	District Court Clerk	do		
	Surrogate Registrar	do		
	Surrogate Judge	J. B. Moon		1,000.00
	Local Master	do	1.60	
	Crown Attorney	H. E. Stone, Acting	1,547.48	
Clerk of the Peace	do			

(a) T. J. Bourke died 29th Nov., 1936; Miss M. Varin, Deputy Sheriff, acted for remainder of year; E. A. Tilley acted as Local Registrar for remainder of the year.

(b) Judge Battle died 28th June, 1936; J. A. S. Plouffe appointed 18th Sept., 1936.

(c) W. H. Mason appointed to combined offices of Sheriff and Local Registrar from 1st March, 1936; A. C. Pratt and C. S. Buck dismissed; to retain \$2,500.00 from combined offices.

## THE PROVINCE OF ONTARIO FOR YEAR ENDING DECEMBER 31, 1936—Continued

Total earnings and salary in all offices	Total office disbursements	Net earnings of office	Amount paid to Province	Net income of officer	Fees collected in Law Stamps for the Judge	Fees collected in Law Stamps for the Crown	County or District
\$ c.	\$ c.	\$ c.	\$ c.	\$ c.	\$ c.	\$ c.	
2,851.41	1,577.07	1,274.34		1,274.34			Nipissing
142.47	95.55	46.92		46.92			
1,913.39	667.86	1,245.53		1,245.53	415.85	204.50	
162.51	49.14	113.37	56.68	56.69	25.75	18.30	
3,129.86	576.85	2,553.01		2,553.01			Norfolk
1,136.93	205.43	931.50		931.50			
614.67	114.91	499.76		499.76			
5,568.16	2,496.14	3,072.02	988.69	2,083.33	1,451.25	791.00	
992.88	199.60	793.28	121.13	672.15	455.75	294.60	
per annum							
425.06	66.12	358.94		358.94			Northumberland and Durham
8,784.08	2,817.71	5,966.37	1,285.27	4,681.10	2,881.40	1,715.60	
3,585.09	909.80	2,675.29		2,675.29			
10,366.51	4,492.42	5,874.09	1,874.09	4,000.00	4,226.80	2,206.65	Ontario
5,386.99	883.64	4,503.35	251.68	4,251.67			
1,964.5	718.87	1,245.65		1,245.65			Oxford
7,751.58	2,570.72	5,180.86	1,538.35	3,642.51	3,012.60	1,799.00	
4,302.38	811.00	3,491.38		3,491.38			
3,679.83	1,543.76	2,136.07		2,136.07			Parry Sound
1,699.20	32.57	1,666.63		1,666.63	509.50	363.60	
1,547.48	156.00	1,391.48		1,391.48			

(d) J. T. Field's fees commuted at \$4,000.00, 15th March, 1936.

(e) Judge Ruddy retired as of 1st Dec., 1936; D. B. Coleman appointed as and from 18th Sept., 1936.

(f) P. McDonald's fees were commuted at \$3,500.00 per annum, 15th March, 1936.

## RETURN OF FEES AND EMOLUMENTS OF JUDICIAL OFFICERS THROUGHOUT

County or District	Office	Officer	Amount earned in 1936	Salary paid by Province
			\$ c.	\$ c.
PEEL: Brampton.....	Sheriff.....	F. S. Hutchinson.....	2,950.77	
	Local Registrar.....	A. H. Milner.....	3,797.25	
	County Court Clerk.....	do.....		
	Surrogate Registrar.....	do.....		
	Surrogate Judge.....	A. Cochrane (a).....		1,000.00
	Local Master.....	do.....	39.70	
	Crown Attorney.....	A. G. Davis.....	1,435.60	
	Clerk of the Peace.....	do.....		
PERTH: Stratford.....	Sheriff.....	H. D. Lang.....	2,610.23	
	Local Registrar.....	do.....	6,620.92	
	County Court Clerk.....	do.....		
	Surrogate Registrar.....	do.....		
	Surrogate Judge.....	J. L. Killoran.....		1,000.00
	Local Master.....	do.....	142.30	
	Crown Attorney.....	W. E. Goodwin.....	5,929.45	
	Clerk of the Peace.....	do.....		
PETERBOROUGH: Peterborough..	Sheriff.....	F. J. A. Hall (b).....	2,032.84	
	Local Registrar.....	do.....	4,620.66	
	County Court Clerk.....	do.....		
	Surrogate Registrar.....	do.....		
	Sheriff.....	J. A. Harstone.....	801.38	
	Local Registrar, etc.....	do.....	1,180.73	
	Surrogate Judge.....	S. L. Smoke.....		1,000.00
	Local Master.....	O. A. Langley.....	538.15	
	Crown Attorney.....	V. J. McElderry.....	3,881.70	
Clerk of the Peace.....	do.....			
PRESCOTT AND RUSSELL: L'Original....	Sheriff.....	A. Landriault.....	3,026.83	
	Local Registrar.....	do.....	2,496.51	
	County Court Clerk.....	do.....		
	Surrogate Registrar.....	do.....		
	Surrogate Judge.....	A. Constantineau.....		1,000.00
	Local Master.....	do.....	5.10	
	Crown Attorney.....	C. W. A. Marion.....	3,762.63	
	Clerk of the Peace.....	do.....		
PRINCE EDWARD: Picton.....	Sheriff.....	A. E. Bowerman.....	1,467.09	
	Local Registrar.....	do.....	2,944.51	
	County Court Clerk.....	do.....		
	Surrogate Registrar.....	do.....		
	Surrogate Judge.....	E. H. McLean.....		1,000.00
	Local Master.....	do.....	24.40	
	Crown Attorney.....	G. Walmsley.....	1,334.04	
	Clerk of the Peace.....	do.....		
RAINY RIVER: Fort Frances..	Sheriff.....	W. P. Pilkey.....	1,803.32	747.15
	Local Registrar.....	do.....	1,436.70	600.00
	District Court Clerk.....	do.....		
	Surrogate Registrar.....	do.....		
	Surrogate Judge.....	R. D. Byers.....		1,000.00
	Local Master.....	do.....		
	Crown Attorney.....	N. L. Croome.....	1,555.46	
	Clerk of the Peace.....	do.....		

(a) A. Cochrane appointed 23rd Sept., 1936, Judge T. H. Grout having died 11th May, 1936.

## THE PROVINCE OF ONTARIO FOR YEAR ENDING DECEMBER 31, 1936—Continued

Total earnings and salary in all offices	Total office disbursements	Net earnings of office	Amount paid to Province	Net income of officer	Fees collected in Law Stamps for the Judge	Fees collected in Law Stamps for the Crown	County or District
\$ c.	\$ c.	\$ c.	\$ c.	\$ c.	\$ c.	\$ c.	
2,950.77	1,384.18	1,565.59	1,065.59	500.00			Peel
3,797.25	593.20	3,204.05	804.05	2,400.00	2,318.90	1,089.30	
1,435.60	500.00	935.60		935.60			Perth
9,231.15	3,276.30	5,954.85	2,204.85	3,750.00	2,941.25	2,021.80	
5,929.45	848.56	5,080.89	540.45	4,540.44			Peterborough
6,653.50	4,049.94	2,603.56	986.63	1,616.93	1,287.50	1,227.01	
1,982.11	694.94	1,287.17	440.40	846.77	390.25	389.10	Prescott and Russell
538.15	4.50	533.65		533.65			
3,881.70	513.82	3,367.88		3,367.88			Prince Edward
5,523.34	2,840.58	2,682.76		2,682.76	725.25	528.30	
3,762.63	1,225.58	2,537.05		2,537.05			Rainy River
4,411.60	1,103.67	3,307.93		3,307.93	1,233.00	770.00	
1,334.04		1,334.04		1,334.04			
4,587.17	1,384.98	3,202.19	902.19	2,300.00	110.50	210.50	
1555.46	489.17	1066.29		1066.29			

(b) F. J. A. Hall superannuated 9th Oct., 1936; J. A. Harstone appointed to combined offices same date; to retain \$3,750.00 per annum!

## RETURN OF FEES AND EMOLUMENTS OF JUDICIAL OFFICERS THROUGHOUT

County or District	Office	Officer	Amount earned in 1936	Salary paid by Province
RENFREW: Pembroke	Sheriff	Alex Morris	\$ 3,445.18	e.
	Local Registrar	J. M. Beatty (a)	3,207.62	150.00
	County Court Clerk	do		
	Surrogate Registrar	do		
	Surrogate Judge	J. T. Mulcahy		1,000.00
	Local Master	do	107.30	
	Crown Attorney	H. B. Johnson	3,719.95	
SIMCOE: Barrie	Clerk of the Peace	do		
	Sheriff	E. C. Drury	2,730.79	
	Local Registrar	do	3,103.35	
	County Court Clerk	do		
	Surrogate Registrar	J. H. Mitchell	5,439.33	
	Surrogate Judge	D. Holmes		1,000.00
	Local Master	F. G. Evans	62.50	
STORMONT, DUNDAS AND GLENGARRY Cornwall	Crown Attorney	do	5,036.99	
	Clerk of the Peace	do		
	Sheriff	A. I. Macdonell	2,117.79	
	Local Registrar	do	6,236.90	
	County Court Clerk	do		
	Surrogate Registrar	do		
	Surrogate Judge	F. T. Costello		1,000.00
SUDBURY: Sudbury	Local Master	do	169.60	
	Crown Attorney	J. G. Harkness	Commuted at	\$2,830.00
	Clerk of the Peace	do		
	Sheriff	M. Arthur	5,560.94	1,148.12
	Local Registrar	T. M. Mulligan	4,906.02	600.00
	District Court Clerk	do		
	Surrogate Registrar	do		
TEMISKAMING: Haileybury	Surrogate Judge	E. Proulx		1,000.00
	Local Master	do	9.50	
	Crown Attorney	E. D. Wilkins	Commuted at	\$5,000.00
	Clerk of the Peace	do		
	Sheriff	Wm. Thuereck	3,142.63	
	Local Registrar	do	3,436.75	
	District Court Clerk	do		
THUNDER BAY: Port Arthur	Surrogate Registrar	do		
	Surrogate Judge	H. Hartman		1,000.00
	Local Master	do		
	Crown Attorney	J. B. Robinson	Commuted at	\$3,000.00
	Clerk of the Peace	do		
	Sheriff	N. Edmeston (b)	3,430.70	996.75
	do	H. Thompson	1,335.11	398.61
Local Registrar	N. Campbell (c)	1,319.70	120.00	
THUNDER BAY: Port Arthur	District Court Clerk	do		
	Surrogate Registrar	do		
	do	W. F. Langworthy, Acting.	2,650.70	260.42
	do	J. C. Colleran	1,663.00	
	Surrogate Judge	M. J. Kenny		1,000.00
	Local Master	Judge J. McKay	50.40	
	Crown Attorney	W. F. Langworthy	2,325.00	250.00
Clerk of the Peace	do			

(a) J. M. Beatty's fees commuted at \$2,750.00 per annum, 1st April, 1936.

(b) N. Edmeston dismissed as of 15th Sept., 1936; H. Thompson appointed same date; to retain \$3,000.00 per annum out of fees of office.

## THE PROVINCE OF ONTARIO FOR YEAR ENDING DECEMBER 31, 1936—Continued

Total earnings and salary in all offices	Total office disbursements	Net earnings of office	Amount paid to Province	Net income of officer	Fees collected in Law Stamps for the Judge	Fees collected in Law Stamps for the Crown	County or District
\$ c.	\$ c.	\$ c.	\$ c.	\$ c.	\$ c.	\$ c.	
3,445.18	595.91	2,849.27		2,849.27			Renfrew
3,357.62	380.15	2,977.47	40.61	2,936.86	937.25	770.20	
3,719.95	969.85	2,750.10		2,750.10			Simcoe
5,834.14	2,423.94	3,410.20		3,410.20		463.00	
5,439.33	994.00	4,445.33	572.65	3,872.68	3,637.00	1,940.50	Stormont, Dundas and Glengarry
5,036.99	1,109.56	3,927.43		3,927.43			
8,354.69	3,208.94	5,145.75	1,145.75	4,000.00	1817.75	1482.60	
per annum							
6,709.06	2,414.91	4,294.15	497.08	3,797.07			Sudbury
5,506.02	861.12	4,644.90	672.45	3,972.45	814.50	868.30	
per annum							
6,579.38	3,158.35	3,421.03	421.03	3,000.00	544.45	974.30	Temis- kaming
per annum							
4,427.45	2,581.66	1,845.79		1,845.79			Thunder Bay
1,733.72	432.80	1,300.92	425.92	875.00			
1,439.70	305.83	1,133.87	129.71	1,004.16	313.00	334.40	
2,911.12	641.15	2,269.97	1,134.98	1,134.98	463.50	399.30	
1,663.00	427.78	1,235.22	268.56	966.66	302.25	162.20	
2,575.00	408.00	2,167.00		2,167.00			

(c) N. Campbell suspended 6th April, 1936; W. F. Langworthy acted until dismissal of Mr. Campbell and appointment of J. C. Collieran 4th Sept., 1936; to retain \$3,000.00 out of fees of office.

## RETURN OF FEES AND EMOLUMENTS OF JUDICIAL OFFICERS THROUGHOUT

County or District	Office	Officer	Amount earned in 1936	Salary paid by Province
VICTORIA: Lindsay	Sheriff	J. Forman	\$ 1,961.76	c.
	Local Registrar	do	3,264.10	
	County Court Clerk	do		
	Surrogate Registrar	do		
	Surrogate Judge	J. A. McGibbon		1,000.00
	Local Master	do	60.60	
	Crown Attorney	J. E. Anderson	3,101.96	
	Clerk of the Peace	do		
WATERLOO: Kitchener	Sheriff	E. H. Scully	3,829.67	
	Local Registrar	do	10,356.49	
	County Court Clerk	do		
	Surrogate Registrar	do		
	Surrogate Judge	E. W. Clement		1,000.00
	Local Master	do	493.40	
	Crown Attorney	W. P. Clement	Commuted	at \$3,500.00
	Clerk of the Peace	do		
WELLAND: Welland	Sheriff	V. L. Davidson	4,359.09	
	Local Registrar	J. E. Cohoe	8,953.40	800.00
	County Court Clerk	do		
	Surrogate Registrar	do		
	Surrogate Judge	L. B. C. Livingstone		1,000.00
	Local Master	do	283.40	
	Crown Attorney	T. D. Cowper (a)	1,362.10	
	Clerk of the Peace	do		
	do	H. W. Maccoomb	5,082.78	
WELLINGTON: Guelph	Sheriff	H. C. Waind	3,224.68	
	Local Registrar	do	6,924.55	
	County Court Clerk	do		
	Surrogate Registrar	do		
	Local Master	do	305.60	
	Surrogate Judge	R. L. MacKinnon		1,000.00
	Crown Attorney	J. M. Kearns	Commuted	at \$3,450.00
	Clerk of the Peace	do		
WENTWORTH: Hamilton	Sheriff	J. W. Lawrason	8,789.88	
	Local Registrar	G. T. Inch (b)	21,667.24	187.50
	County Court Clerk	do		
	Surrogate Registrar	do		
	Surrogate Judge	H. Carpenter		1,000.00
	Local Master	Judge G. C. Thomson	606.00	1,000.00
	Crown Attorney	G. W. Ballard	Commuted	at \$5,600.00
	Clerk of the Peace	do		

(a) T. D. Cowper died 21st March, 1936; H. W. Maccoomb acted from date of death of Mr. Cowper until his permanent appointment, 20th May, 1936.



THE PROVINCE OF ONTARIO FOR YEAR ENDING DECEMBER 31, 1936—*Continued*

Total earnings and salary in all offices	Total office disbursements	Net earnings of office	Amount paid to Province	Net income of officer	Fees collected in Law Stamps for the Judge	Fees collected in Law Stamps for the Crown	County or District
\$ e. 5,225.86	\$ e. 1,903.32	\$ e. 3,322.54	\$ e. 572.54	\$ e. 2,750.00	\$ e. 1,001.00	\$ e. 716.30	Victoria
3,101.96	764.00	2,337.96		2,337.96			
14,186.16	5,866.28	8,319.88	4,319.88	4,000.00	4,619.00	3,988.40	Waterloo
per annum							
4,359.09 9,753.40	2,051.13 2,587.20	2,307.96 7,166.20	2,399.58	2,307.96 4,766.62	2,368.30	1,403.10	Welland
1,362.10	371.54	990.56	144.56	845.98			
5,082.78	766.75	4,316.03	508.72	3,807.31			
10,149.23	2,613.58	7,535.65	3,535.65	4,000.00	2,487.50	2,378.45	Wellington
305.60	2.00	303.6		303.60			
per annum							
8,789.88 21,854.74	4,883.43 4,815.22	3,906.45 17,039.52	302.23 12,277.93	3,604.22 4,761.59	10,079.00	8,372.40	Wentworth
per annum							

(b) G. T. Inch's fees commuted at \$4,500.00 per annum, 15th March, 1936.

## RETURN OF FEES AND EMOLUMENTS OF JUDICIAL OFFICERS THROUGHOUT

County or District	Office	Officer	Amount earned in 1936	Salary paid by Province
YORK: Toronto.....	Sheriff.....	A. M. Gorrie ( <i>a</i> ).....	\$ 36,915.68	c.
	do .....	W. H. S. Cane.....	26,022.32	.....
	County Court Clerk.....	A. S. Winchester.....	41,537.55	.....
	Surrogate Registrar.....	do .....	49,672.30	.....
	County Judge.....	James Parker.....	.....	1,600.00
	do .....	D. O'Connell.....	.....	1,600.00
	do .....	W. T. J. Lee.....	.....	1,600.00
	do .....	A. J. Jackson.....	.....	1,600.00
	do .....	F. M. Field.....	.....	1,600.00
	do .....	I. M. Macdonell.....	.....	1,600.00
	do .....	T. H. Barton.....	.....	1,600.00
	do .....	A. E. Honeywell.....	.....	1,600.00
	do .....	F. Denton ( <i>b</i> ).....	.....	1,600.00
	Surrogate Judge.....	J. Tytler.....	.....	1,600.00
	do .....	James Parker.....	.....	.....
Crown Attorney.....	J. W. McFadden.....	Committed	at \$6,500.00	
Clerk of the Peace.....	H. E. Irwin ( <i>c</i> ).....	10,059.56	.....	

(a) A. M. Gorrie dismissed as of 31st July, 1936; W. H. S. Cane appointed 1st Aug.; to retain \$4,500.00 out of fees of office.

THE PROVINCE OF ONTARIO FOR YEAR ENDING DECEMBER 31, 1936—Continued

Total earnings and salary in all offices	Total office disbursements	Net earnings of office	Amount paid to Province	Net income of officer	Fees collected in Law Stamps for the Judge	Fees collected in Law Stamps for the Crown	County or District
\$ c.	\$ c.	\$ c.	\$ c.	\$ c.	\$ c.	\$ c.	York
36,915.68	26,290.52	10,625.16	7,416.80	3,208.36			
26,022.32	19,047.36	6,974.96	5,099.96	1,875.00			
41,537.55	12,365.87	29,171.68	24,671.68	4,500.00			
49,672.30	10,438.70	39,233.60	39,233.60		58,068.95	29,214.70	
per annum							
10,059.56	5,974.65	4,084.91	289.70	3,795.21			

(b) Frank Denton appointed County Judge 18th Sept., 1936; and would duly receive proportionate part of salary of \$1,600.00.  
 (c) H. E. Irwin's fees commuted at \$4,000.00 per annum from 15th March, 1936.



Statement Respecting Commuted Crown  
Attorneys

## COMMUTED CROWN ATTORNEYS, 1936

County or District and Address	Name	Gross Earnings	Salary paid by Province	Allowance in addition to salary for office expenses	Disbursements approved where no allowance made	Total salary and allowance for disbursements
		\$ c.	\$ c.	\$ c.	\$ c.	\$ c.
BRANT: Brantford.....	F. E. D. Wallace.....	3,381.75	3,500.00		650.00	4,150.00
CARLETON: Ottawa.....	R. Mercier .....	2,489.07	3,000.00		2,234.50	5,234.50
COCHRANE: Timmins.....	S. A. Caldbick .....	747.30	3,500.00	1,000.00	60.18	4,560.18
DUFFERIN: Orangeville.....	R. D. Evans .....	716.55	1,270.00	130.00		1,400.00
ESSEX: Windsor.....	J. S. Allan.....	5,908.51	6,000.00		2,472.41	8,472.41
LAMBTON: Sarnia.....	H. Cowan (a).....	3,059.22	2,810.10		759.54	3,569.64
LANARK: Carleton Place	W. W. Pollock.....	868.00	2,500.00		405.75	2,905.75
NORFOLK: Simcoe.....	W. E. Kelly.....	1,715.66	3,400.00	650.00		4,050.00
STORMONT, DUNDAS AND GLENGARRY: Cornwall.....	J. G. Harkness .....	804.48	2,830.00	400.00		3,230.00
SUDBURY: Sudbury.....	E. D. Wilkins .....	1,855.60	5,000.00		1,763.43	6,763.43
TEMISKAMING: Haileybury.....	J. B. Robinson.....	708.35	3,000.00	750.00		3,750.00
WATERLOO: Kitchener.....	W. P. Clement .....	3,102.01	3,500.00		721.34	4,221.34
WELLINGTON: Guelph.....	J. M. Kearns .....	2,288.95	3,450.00	750.00		4,200.00
WENTWORTH: Hamilton.....	G. W. Ballard.....	4,618.86	5,600.00		1,197.71	6,797.71
YORK: Toronto.....	J. W. McFadden .....	2,021.40	6,500.00		(b)112.00	6,612.00

(a) H. Cowan died 17th Oct., 1936.

(b) In addition to these disbursements, the salaries of the staff are paid direct by the Province.

## Statement Respecting Registrars of Deeds

STATEMENT SHOWING EARNINGS, DISBURSEMENTS, NET INCOMES, ETC., OF  
THE SUMS PAYABLE UNDER SEC

No.	Registry Division	Registrar	Where office situate	Gross earnings	
				\$	c.
1	Algoma	E. L. DeCourcy	Sault Ste. Marie	5,355.66	
2	Brant	A. Graham	Brantford	5,489.86	
3	Bruce	M. Alexander	Walkerton	5,976.30	
4	Carleton	T. V. Flanagan	Ottawa	5,631.93	
5	Cochrane	J. A. Clermont	Cochrane	15,646.44	
6	Dufferin	F. J. Patterson (a)	Orangeville	1,844.00	
7	Dundas	F. S. Broder (b)	Morrisburg	1,700.60	
8	Durham East	R. H. Hodgson (c)	Port Hope	722.55	
	do	J. A. R. Elliott	do	751.80	
9	Durham West	Geo. Weekes (d)	Bowmanville	959.60	
	do	J. A. R. Elliott	do	754.00	
10	Elgin	J. H. Coyne	St. Thomas	7,263.30	
11	Essex	T. E. Green (e)	Windsor	21,715.65	
12	Fort William	Miss I. Wilson (f)	Fort William	4,609.35	
13	Frontenac and Kingston	W. J. Gibson	Kingston	4,966.95	
14	Glengarry	S. O'Connor	Alexandria	1,709.90	
15	Grenville	W. T. Rogers (g)	Prescott	1,737.35	
16	Grey, North	G. P. Creighton	Owen Sound	3,893.25	
17	Grey, South	J. N. Perdue	Durham	3,119.10	
18	Haldimand	R. F. Miller	Cayuga	3,157.80	
19	Haliburton	E. E. McElwain	Minden	1,135.17	
20	Halton	Miss M. B. Field	Milton	4,546.41	
21	Hastings	R. J. S. Dewar	Belleville	6,563.75	
22	Huron	Miss L. Macpherson	Goderich	6,086.82	
23	Kenora	Mrs. E. A. Cunningham	Kenora	4,235.70	
24	Kent	J. B. Clark	Chatham	9,838.33	
25	Lambton	J. T. Fuller	Sarnia	8,725.73	
26	Lanark, North	Jas. Armour (h)	Almonte	417.15	
	do	H. C. Bowland (Dep'y)	do	402.45	
	do	C. M. Forbes	do	398.75	
27	Lanark, South	Jas. Armour	Perth	590.05	
	do	Mrs. Armour (Dep'y)	do	640.56	
	do	C. M. Forbes	do	520.65	
28	Leeds	W. T. Rogers	Brockville	4,183.13	
29	Lennox and Addington	G. S. Reid	Napanee	2,876.00	
30	Lincoln	W. D. Fairbrother	St. Catharines	7,371.65	
31	London	W. F. Hungerford	London	6,233.39	
32	Manitoulin	W. I. Wagg	Gore Bay	1,130.25	
33	Middlesex, East and North	Miss M. V. Walker	London	5,920.35	
34	Middlesex, West	Miss K. Blackburn	Glencoe	220.35	
	do	R. E. C. McDonald (i)	do	1,587.30	
35	Muskoka	C. E. Lount	Bracebridge	4,741.90	
36	Nipissing	G. R. Brady	North Bay	4,473.47	
37	Norfolk	C. H. Fick	Simcoe	6,762.45	
38	Northumberland, East	A. G. Willoughby	Colborne	1,099.90	
	do	F. J. Slade (j)	do	931.95	
39	Northumberland, West	H. McCullough	Cobourg	595.55	
	do	F. J. Slade	do	931.95	
40	Ontario	James Moore	Whitby	7,864.95	
41	Oxford	W. L. MacWhinnie	Woodstock	6,553.25	
42	Ottawa	R. D. Bray	Ottawa	10,179.50	
43	Parry Sound	F. Tasker	Parry Sound	4,924.35	
44	Peel	F. S. Hutchinson	Brampton	4,064.55	
45	Perth, North	G. D. L. Rice	Stratford	3,811.10	
46	Perth, South	do	St. Mary's	1,700.55	
47	Peterborough	W. F. Morrow	Peterborough	5,955.37	
48	Port Arthur	G. W. Dunn (k)	Port Arthur	3,651.31	
	do	Miss I. Wilson	do	1,510.55	
49	Prescott	H. M. Mooney	L'Orignal	2,328.30	



## REGISTRARS OF DEEDS FOR THE YEAR ENDING 31st DECEMBER, 1936, AND SECTION 101 OF THE REGISTRY ACT

Disbursements	Net income	Percentage under Section 101	Net for Registrar	Instruments			No.
				Number registered	Number uncopied	Number copied but not compared	
\$ c.	\$ c.	\$ c.	\$ c.				
5,045.66	310.00		†	1036			1
1,351.25	4,138.61	569.31	3,569.30	2125			2
2,729.22	3,247.08	123.54	3,123.54	2140			3
2,794.62	2,837.31		2,837.31	1827			4
8,303.40	7,343.04		†	61			5
530.00	1,314.00	109.05	1,204.95	647			6
432.50	1,268.10		1,268.10	576			7
350.00	372.55		372.55	271			8
	751.80		751.80	254			
350.00	609.60		609.60	318	26	19	9
450.00	304.00	55.80	248.20	260			
2,240.56	5,022.74	992.32	4,030.42	2472			10
6,134.54	15,581.11	11,675.00	3,906.11	7063	64		11
936.15	3,673.20	2,006.60	1,666.60	821			12
1,340.95	3,626.00	313.00	3,313.00	1767			13
243.75	1,466.15		1,466.15	595	6	25	14
1,000.50	736.85	341.40	395.45	593			15
1,847.40	2,045.85		2,045.85	2379			16
900.00	2,219.10		2,219.10	1040			17
1,357.36	1,800.44	550.44	1,250.00	1055			18
	1,135.17		1,135.17	364			19
700.27	3,846.14	2,046.14	1,800.00	1442		35	20
3,599.25	2,964.50		2,964.50	2287	41	6	21
1,521.09	4,565.73	2,565.73	2,000.00	1902			22
3,027.50	1,208.20		†	159			23
3,553.00	6,305.33	1,774.80	4,530.53	3520	6	6	24
4,038.40	4,687.33	1,687.33	3,000.00	3135	17	23	25
537.83	Deficit of \$1	20.68		142			26
475.00	Deficit of \$72	.55		153			
487.17	Deficit of \$88	.42		142			
541.66	48.39		48.39	205			27
475.00	165.56		165.56	244			
626.67	Deficit of \$10	6.02		167			
1,166.16	3,016.97	266.97	2,750.00	1431			28
312.00	2,564.00		2,564.00	904			29
4,040.25	3,331.40	165.70	3,165.70	2502			30
2,318.00	3,915.39	457.70	3,457.69	2311			31
\$11.90	318.35		318.35	349	4	7	32
2,156.85	3,763.50	381.75	3,381.75	2159			33
	220.35		220.35	72			34
583.34	1,003.96		1,003.96	563	23		
1,299.08	3,442.82	221.41	3,221.41	989			35
5,930.80	Deficit of \$1,	457.33		459			36
2,337.50	4,424.95	712.48	3,712.47	2528			37
	1,099.90		1,099.90	339			38
535.41	396.54		396.54	335			
	595.55		595.55	214			39
535.42	396.53		396.53	334			
3,987.50	3,893.15	438.73	3,454.42	2740	325	586	40
2,761.25	3,792.00	396.00	3,396.00	2415			41
3,803.50	6,376.00	1,688.00	4,688.00	3661	385		42
1,738.17	3,186.18	786.18	2,400.00	496		1	43
1,966.71	2,097.84	97.84	2,000.00	1438			44
979.46	2,831.64	431.64	2,400.00	1304	8	12	45
714.37	986.18	986.18		621	1	1	46
1,375.40	4,579.97	789.99	3,789.98	1864		6	47
1,236.95	2,414.36	144.68	2,269.68	509		84	48
265.45	1,245.10	1,245.10	†	216			
686.00	1,642.30		1,642.30	830			49

STATEMENT SHOWING EARNINGS, DISBURSEMENTS, NET INCOMES, ETC., OF  
THE SUMS PAYABLE UNDER SEC

No.	Registry Division	Registrar	Where office situate	Gross earnings
				\$ c.
50	Prince Edward	J. H. Holmes	Pictou	472.60
	do	J. V. Graydon (t)	do	1,881.70
51	Rainy River	N. L. Croome	Fort Frances	2,834.90
52	Renfrew	Geo. Campbell	Pembroke	5,268.45
53	Russell	J. A. Gamble	Russell	2,020.65
54	Simcoe	Geo. Vickers	Barrie	10,908.89
55	Stormont	J. C. Alguire	Cornwall	4,001.30
56	Sudbury	Jos. Dignard	Sudbury	9,182.60
57	Temiskaming	L. H. Ferguson	Haileybury	9,640.48
58	Toronto	W. J. C. McCrea (Act'g)	Toronto	52,084.05
59	Victoria	D. McQuarrie	Lindsay	3,392.95
60	Waterloo	G. V. Hilborn	Kitchener	10,293.30
61	Welland	E. E. Fraser	Welland	12,088.51
62	Wellington, North	Jas. Tucker	Arthur	1,994.25
63	Wellington, South & Centre	C. L. Nelles	Guelph	4,648.70
64	Wentworth	W. H. Lovering	Hamilton	19,737.95
65	York, East and West	J. W. Mallon	Toronto	32,277.78
66	York, North	R. L. Boag	Newmarket	4,231.61

(a) F. J. Patterson's fees commuted at \$1,200.00 per annum, 1st April, 1936.

(b) F. S. Broder's fees commuted at \$1,200.00 per annum, 1st July, 1936.

(c) R. H. Hodgson dismissed 30th June; J. A. R. Elliott appointed from 1st July, 1936.

(d) Geo. Weekes dismissed 30th June; J. A. R. Elliott appointed from 1st July, 1936, to combined offices—To retain \$1,800.00 when offices earn that amount.

(e) T. E. Green's salary increased to \$3,750.00 from 15th June, 1936.

(f) Miss I. Wilson's fees commuted at \$2,000.00 per annum from 1st Nov., 1936.

(g) W. T. Rogers appointed to combined offices of Leeds and Grenville, 1st Jan., 1936—To retain \$2,750.00 per annum from fees of combined offices.

(h) Jas. Armour died 10th May, 1936; C. F. Forbes appointed 4th Sept., 1936, to combined offices—To retain \$1,500.00 from fees of combined offices.

REGISTRARS OF DEEDS FOR THE YEAR ENDING 31st DECEMBER, 1936, AND  
TION 101 OF THE REGISTRY ACT

Disbursements	Net income	Percentage under Section 101	Net for Registrar	Instruments			No.
				Number registered	Number uncopied	Number copied but not compared	
\$ c.	\$ c.	\$ c.	\$ c.				
214.47	258.13		258.13	143			50
655.28	1,226.42	255.92	970.50	613			
1,182.62	1,652.28		1,652.28	12			51
1,083.00	4,185.45	592.72	3,592.73	1647			52
700.00	1,320.65		1,320.65	682			53
4,612.31	6,296.58	2,296.58	4,000.00	3720			54
1,612.50	2,388.80		2,388.80	1416	16	16	55
4,429.37	4,753.23	1,685.60	3,067.63	1065			56
7,198.64	2,441.84		†	38			57
49,149.71	2,934.34	2,934.34		20056			58
1,092.00	2,300.95		2,300.95	1180	28		59
4,093.58	6,199.72	2,699.72	3,500.00	3919			60
6,233.93	5,854.58	1,427.29	4,427.29	4111			61
725.00	1,269.25		1,269.25	806			62
1,582.00	3,066.70	33.35	3,033.35	1679			63
8,739.18	10,998.77	6,498.77	4,500.00	7626	62	24	64
15,397.60	16,880.18	11,292.16	5,588.02	12100	2931		65
780.00	3,451.61	225.81	3,225.80	1534			66

(i) R. E. C. McDonald appointed 15th Mar., 1936—To retain \$1,200.00 out of fees of office.

(j) F. J. Slade appointed to combined offices as of 1st July, 1936, A. G. Willoughby and H. McCullough having been dismissed. Mr. Slade to retain \$1,800.00 per annum out of fees of offices.

(k) G. W. Dunn dismissed 15th Sept., 1936; Miss I. Wilson appointed to combined offices of Fort William and Port Arthur at a salary of \$2,000.00 per annum.

(l) J. V. Graydon appointed 11th Mar., 1936, J. H. Holmes having died 10th Mar. To retain \$1,200.00 out of fees of office.

† Officer and staff are paid direct by Provincial Treasurer.



Statements Respecting Land Titles Offices

## LOCAL MASTERS OF TITLES, PROVINCE OF ONTARIO, 1936

I.—Local Masters of Titles who are also Registrars of Deeds and who remit all fees to the Province and are paid Salaries by the Province.

No.	Division	Where office situate	Name	Fees sent to Province	Salaries and disbursements paid by Province	Surplus after deducting disbursements
1	Algoma	Sault Ste. Marie	E. L. DeCourcy	\$ 5,355.66	\$ 5,045.66	\$ 310.00
2	Cochrane	Cochrane	J. A. Clermont	15,646.44	8,303.40	7,343.04
3	Fort William	Fort William	Miss I. Wilson (a)	.....	970.67	.....
4	Kenora	Kenora	Mrs. E. A. Cunningham	4,235.70	3,027.50	1,208.20
5	Nipissing	North Bay	G. R. Brady	4,473.47	5,930.80	Deficit of \$1,457.33
6	Sudbury	Sudbury	J. E. Dignard (b)	7,728.02	3,784.60	3,943.42
7	Temiskaming	Haileybury	L. H. Ferguson	9,640.48	7,198.64	2,441.84
8	Thunder Bay	Port Arthur	Miss I. Wilson	See figures for Fort William	William	.....

II.—Local Masters who are not Registrars of Deeds, who take fees.

No.	Division	Where office situate	Name	Total fees earned	Disbursements	Net earnings
1	Ottawa	Ottawa	F. A. Magee	\$2,316.32	\$366.20	\$1,950.12

## III.—Local Masters who are also Registrars of Deeds and who take fees.

No.	Division	Name	Where office situate	Gross earnings, reg. office	Gross earnings, L. T. O.	Total gross earnings	Disbursements	Net income	Percentage payable to Province	Net to officer
1	Elgin.....	J. H. Coyne.....	St. Thomas.....	\$7,225.20	\$ 38.10	\$7,263.30	\$2,240.56	\$5,022.74	\$ 992.32	\$4,030.42
2	Fort William.....	Miss I. Wilson.....	Fort William.....	2,727.70	1,881.65	4,609.35	936.15	3,673.20	2,006.60	1,666.60
3	Manitowlin.....	W. I. Wagg.....	Gore Bay.....	1,109.65	20.60	1,130.25	811.90	318.35		
4	Muskoka.....	C. E. Lount.....	Bracebridge.....	2,827.50	1,914.40	4,741.90	1,299.08	3,442.82		3,221.41
5	Ontario.....	Jas. Moore.....	Whitby.....	7,864.95	15.70	7,880.65	3,987.50	3,893.15	438.73	3,454.42
6	Parry Sound.....	F. Tasker.....	Parry Sound.....	1,601.00	3,323.35	4,924.35	1,738.17	3,186.18	786.18	2,400.00
7	Port Arthur.....	G. W. Dunn.....	Port Arthur.....	2,031.81	1,619.50	3,651.31	1,236.95	2,414.36	144.68	2,269.68
	do	Miss I. Wilson.....	do	639.65	870.90	1,510.55	265.45	1,245.10		
8	Rainy River.....	N. L. Croome.....	Ft. Frances.....	11.60	2,823.30	2,834.90	1,122.62	1,652.28		1,652.28
9	Sudbury.....	J. E. Dignard.....	Sudbury.....	305.15	760.18	1,065.33	290.40	774.93	137.96	636.97

## IV.—Master of Titles, Toronto

Division	Name	Total earnings	Disbursements	Remarks
Toronto.....	C. R. Deacon.....	\$25,188.45	\$26,097.81	Deficit of \$909.36

(a) Miss Wilson's fees were commuted at \$2,000.00 for the combined offices of Fort William and Port Arthur, as and from 15th Sept., 1936.  
 (b) J. E. Dignard's fees were commuted at \$2,750.00 from 1st Mar., 1936.





## Statement Respecting Division Courts

## RETURN OF DIVISION COURT BUSINESS FROM 1st DAY OF JAN. TO 31st DAY OF DEC., 1936, INCLUSIVE, SHOWING:

Name of County, United Counties, or District	No. of Divi- sions	No. of suits entered in Court, exclusive of Transcripts of Judg- ments and Judgment summonses	Amount of claims entered, exclusive of Transcripts		Balance of Cash in Court, from the previous year	Total amount of Suits', Money paid into Court		Total amount of Suits', Money paid out of Court		Balance of Cash in Court	Surplus Fees payable to the Hon. Provincial Treasurer		Clerk's Returns of Emolu- ments	Bailiff's Returns of Emolu- ments	Unclaimed moneys
			\$	c.		\$	c.	\$	c.		\$	c.			
Algoma	1	487	31,484.19		171.72	11,176.29	11,014.78	11,014.78	161.51	1,702.30	913.40				
	2	17	1,663.31			613.53	613.53			98.18	140.90				
	3	30	1,934.04			577.53	577.53			125.55	90.61				
	6	4	295.71		176.34	176.34			29.28	20.93	34.80				
	7	87	3,531.52		11.49	517.99	506.50			319.22	126.00				
	1	569	32,082.19		317.56	11,140.38	10,913.62	10,913.62	226.76	2,143.60	949.09				
	2	96	3,511.68		36.42	1,898.02	1,829.83	1,829.83	68.19	325.70	250.71				
Brant	3	10	571.18		38.00	395.82	395.82			52.79	73.70				
	4	16	1,377.00			1,576.29	199.29			45.13	23.75				
	5	13	640.28			356.57	356.57			51.23	65.01				
	1	215	9,921.65			6,277.19	6,253.18	6,253.18	24.01	636.85	699.89				
	2	45	2,664.45		23.33	2,441.65	2,444.65			157.19	157.26				
Bruce	3	74	3,441.58		12.52	2,417.84	2,396.82	2,396.82	21.02	297.70	245.24				
	4	34	2,348.80			651.53	651.53			107.45	83.49				
	5	37	1,363.49		15.05	963.57	867.02	867.02	36.55	146.90	58.00				
	7	46	2,292.23			819.70	819.70			155.50	88.00				
	8	82	4,304.54		40.20	1,348.28	1,152.23	1,152.23	196.05	297.05	146.90				
	10	19	1,130.31			374.89	374.89			65.56	59.80				
	11	42	2,301.74			628.52	628.52			125.93	104.20				
	12	95	4,128.12			1,290.91	1,290.91			274.80	156.25				
										234.51					
										3,033.61					
	1	3,235	138,053.93		713.70	19,846.49	19,163.31	19,163.31	638.18	10,778.15	6,345.17				
	Carleton	2	28	1,117.77			530.49	466.29	466.29	64.20	97.35	98.35			
3		25	2,211.24		11.76	1,538.80	1,538.80			104.66	76.15				
4		11	772.48			459.49	459.49			51.26	90.55				
5		24	1,419.24			673.02	668.02		5.00	113.35	103.60				
6		30	2,163.03			424.11	424.11			124.09	172.07				
7		1,296	47,966.05		39.82	8,930.94	8,886.79	8,886.79	44.15	4,526.50	3,241.41				

Cochrane.....	1	8,540.75	127.47	4,055.25	4,022.43	32.82	551.75	366.54
	2	72,996.82	1,660.13	28,528.88	27,848.54	680.34	6,322.64	4,633.48
	3	5,749.05	57.45	3,010.94	3,010.94		333.50	501.28
	4	11,588.78	229.80	3,512.63	3,015.35	497.28	555.50	426.87
	5	8,503.39	199.06	3,141.50	3,110.07	31.43	457.23	557.36
	6	4,903.95	43.24	2,173.64	2,169.71	16.68	434.57	308.10
Dufferin.....	1	4,999.07	71.11	1,720.53	1,537.34	183.19	317.19	161.70
	2	2,618.43	62.90	864.61	864.61		144.30	103.10
	5	1,608.35		595.80	595.80		120.69	200.59
Elgin.....	1	13,148.40		6,767.32	6,767.32		1,448.45	1,165.06
	2	707.45		333.31	333.31		91.30	110.45
	3	17,207.88	51.00	6,169.82	6,169.82		1,316.45	608.63
	4	5,605.88		2,171.39	2,171.39		234.70	349.86
Essex.....	2	5,580.00		1,700.00	1,700.00		435.00	330.00
	3	2,953.12	65.41	926.00	892.73	33.27	202.61	106.45
	4	2,786.27		652.75	652.75		175.85	120.98
	5	13,095.38		4,835.35	4,792.13	43.22	562.40	464.00
	6	1,184.24		403.11	403.11		65.90	44.75
	7	89,182.86	10.36	10,922.75	10,917.75	5.00	4,648.43	3,686.97
	8	3,915.97	20.49	2,437.78	2,384.90	52.88	279.15	203.90
	9	578.10		926.60	926.60		81.20	97.44
Frontenac.....	1	33,487.62	219.87	10,471.52	10,229.09	242.43	2,479.41	1,225.00
	3	750.16		536.77	536.77		40.49	30.70
	4	1,667.99	91.72	1,033.34	1,012.81	20.53	145.69	222.85
	6	1,105.06		178.23	178.23		109.80	74.00
	7	51.90		332.99	332.99		51.90	30.65
Grey.....	1	13,102.98		3,922.23	3,922.23		1,069.03	456.13
	2	3,178.22	68.71	2,391.92	2,391.92		289.52	253.65
	3	5,046.53		1,882.65	1,881.85	.80	357.15	209.10
	4	4,477.59	114.82	2,767.92	2,709.92	58.00	386.30	342.37
	5	4,358.12		1,133.61	1,133.61		342.37	237.40
	6	1,101.44	55.00	855.85	840.85	5.00	73.15	100.76
	7	4,773.69	52.26	1,869.10	1,845.09	24.01	331.70	322.05
	8	2,371.33	193.44	1,046.30	991.80	54.50	141.80	135.05

63.34

979.05

444.53



Location	Case No.	1	2	3	4	5	8	9	10	11	12	Total	Subtotal	Total	Subtotal
<b>Huron</b>	1	300	15,000.00	332.44	7,500.00	7,500.00	358.85	800.00	287.15						
	2	189	8,452.92		3,050.97	2,692.12		595.65	342.75						
	3	43	2,093.57		955.42	952.42	3.00	136.26	100.30						
	4	47	4,682.75		1,015.42	1,015.42		241.15	170.45						
	5	72	4,168.88		57.81	2,338.01	39.00	261.45	139.05						
	8	130	4,760.94		389.34	1,909.51	157.12	247.20	201.20						
	9	27	2,202.79			652.97		107.91	132.60						
	10	114	134.28			1,512.14	126.70	211.17	255.40						
	11	24	2,229.46		96.30	567.77	61.10	118.25	105.65						
	12	51	2,038.71			482.60	19.15	142.59	87.35						
	<b>Kenora</b>	1	158	10,179.08	299.02	1,761.41	1,533.43	227.98	527.30	241.45					
	3	24	1,745.49		98.75	1,288.41	1,288.23	.18	100.55						
4	88	4,522.64		480.75	1,899.39	1,412.65	486.74	304.75	85.20						
<b>Kent</b>	1	859	39,221.56	843.60	18,092.89	17,451.89	641.00	2,897.98	2,017.44						
2	94	8,254.34		9.56	3,190.35	2,926.13	264.22	428.90	362.00						
3	62	3,814.10		32.25	1,539.36	1,462.69	76.67	345.06	176.10						
4	158	7,045.10		9.00	2,760.67	2,760.67		549.75	433.42						
5	196	10,017.81		122.55	3,125.71	2,843.76	281.95	652.30	350.00	6.41					
6	50	2,406.08			547.12	547.12		144.49	149.10						
7	88	5,436.87		45.56	1,458.37	1,456.37	2.00	346.40	277.65						
<b>Lambton</b>	1	654	34,000.39	99.13	7,562.68	7,445.66	117.02	2,127.13	890.00						
2	50	2,127.42		17.25	1,122.88	1,122.88		165.04	136.07						
3	6	409.32			445.60	445.60		36.16	66.00						
4	18	487.43			647.36	647.36		44.61	44.20						
5	19	1,651.28		44.32	952.36	952.36		85.69	50.70						
6	18	986.11		27.00	831.69	792.79	38.90	59.46	59.05						
8	114	6,273.65		308.46	2,525.46	2,408.35	117.11	402.94	372.78						
9	15	1,201.41			294.14	294.14		51.93	49.10						
<b>Lanark</b>	1	96	4,327.30	76.98	1,825.81	1,808.72	17.09	383.95	234.53						
2	58	2,866.89		15.87	2,704.69	2,688.62	16.07	178.10	215.00						
3	82	3,276.68		132.10	1,468.69	1,288.11	65.14	293.98	184.65						
4	392	14,367.50			7,892.85	7,883.60	9.25	1,393.55	658.96						
5	63	3,208.53		17.00	1,164.58	1,146.58	18.00	212.24	194.46						

RETURN OF DIVISION COURT BUSINESS FROM 1st DAY OF JAN. TO 31st DAY OF DEC., 1936, INCLUSIVE, SHOWING:—Continued

Name of County, United Counties, or District	No. of Divi- sions	No. of suits entered in Court, exclusive of Transcripts of Judg- ments and Judgment summonses	Amount of claims entered, exclusive of		Balance of Cash in Court from the previous year		Total amount of Suits' Money paid into Court		Total amount of Suits' Money paid out of Court		Balance of Cash in Court		Surplus Fees payable to the Hon. Provincial Treasurer		Clerk's Returns of Emolu- ments		Bailliff's Returns of Emolu- ments		Unclaimed moneys		
			\$	c.	\$	c.	\$	c.	\$	c.	\$	c.	\$	c.	\$	c.	\$	c.			
Leeds and Grenville	1	464	19,663.32		118.91		8,865.68		8,770.50		95.18		1,527.30		615.32					.25	
	2	155	7,035.82		36.92		3,974.42		3,777.10		197.32		596.35		453.24					6.50	
	3	65	5,183.01				1,068.72		624.95				281.89		200.35						
	4	30	1,679.62		1.05		639.62		319.50		14.67		120.55		103.50						
	5	15	821.23		16.50		386.16		1,616.65		66.66		57.65		33.95						
	6	59	4,002.86		12.00		1,491.97		488.74		57.94		223.40		160.00						
	7	43	2,186.99		13.17		491.24		386.85		12.00		188.15		175.03						
	8	29	1,800.94				398.85		378.11				73.40		66.30						
	9	14	891.23		15.75								100.11		72.20						
	12	23	1,221.54												67.76						
	Lennox & Addington	1	99	4,563.68		79.20		2,220.85		2,111.98		78.87		341.61		407.55					
		7	37	2,366.53		31.60		785.73		782.23		3.50		131.11		131.32					
8		25	1,209.33				180.67		180.67				70.50		35.85						
9		11	470.63				314.81		314.81				57.75		41.07						
Lincoln	2	625	31,315.97		534.80		13,609.07		13,256.36		352.73		2,195.20		1,486.16					123.54	
	3	36	1,658.77				1,037.61		1,037.61				169.40		289.73						
	5	135			137.97		3,106.54		2,741.67		364.87		468.75		480.10						
Manitoulin	1	40	2,018.59				1,826.05		1,826.05				149.20		231.17						
	2	63	4,666.18				1,269.86		1,269.86				215.55		83.85						
	3	19	483.87		17.05		528.90		518.71		10.19		92.30								

Middlesex.....	1	58,392.62	1,165.13	4,097.53	3,371.96	725.57	3,778.79	1,774.52	34.50
	2	6,899.03	366.58	3,353.45	3,177.04	187.74	411.83	390.48	
	3	2,299.68	5.00	818.74	816.74	2.00	187.65	66.60	
	4	2,854.43		919.63	919.63		157.21	151.20	
	5	2,132.21	46.54	1,242.24	1,242.24		173.00	150.45	
	6	2,848.95	16.00	1,689.90	1,677.90	12.00	185.33	147.70	
	7	1,246.12	17.95	664.09	635.97	28.12	99.75	92.50	
	8	2,248.60		1,048.18	1,048.18		139.50	150.03	
	9	32,575.10	144.15	8,383.59	8,326.02	57.57	2,268.51	1,415.90	5.90
Muskoka.....	1	4,184.20		1,293.65	1,293.65		249.40	238.03	
	2	2,724.75		1,404.93	1,404.93		202.23	179.64	
	3	3,843.46	23.50	1,464.87	1,464.87		283.55	183.38	
Nipissing.....	1	6,024.55		785.84	785.84		338.52	260.33	
	2	476.03	35.80	288.45	288.45		63.50	99.59	29.70
	3	32,324.55	122.39	7,516.18	7,427.42	88.76	2,080.47	1,036.11	
Norfolk.....	1	13,226.83	952.80	4,807.85	4,114.32	693.53	800.20	601.85	
	2	3,455.73	1.60	1,432.93	1,432.93	1.60	360.88	342.25	
	3	424.81		377.05	377.05		67.95	72.48	
	4	5,479.35	512.13	8,395.54	8,230.00	165.54	335.88	221.05	
	5	875.67	11.80	544.91	525.17	19.74	98.18	104.38	
	6	3,258.28		1,974.21	1,890.89	83.32	384.25	384.25	
	7	828.27	33.25	361.48	346.48	15.00	120.65	87.15	
	8	2,464.24		835.88	835.88		166.49	81.55	
Northumberland and Durham.....	1	6,691.92		2,337.17	2,337.17		608.75	403.27	
	2	3,050.75	17.50	1,070.77	1,061.77		262.15	265.85	
	3	4,033.62	128.12	1,874.77	1,741.14		422.79	282.68	
	4	1,813.39		621.48	580.48		133.33	80.05	
	5	8,172.86	6.10	2,871.00	2,864.63		541.40	300.40	
	6	4,515.00		2,240.00	2,240.00		325.10	234.05	
	7	3,594.35	444.45	2,363.72	2,270.36		320.67	234.73	
	8	3,197.79	77.72	1,858.65	1,858.65	129.92	170.10	183.13	
	9	42		565.93	565.93		54.28	56.20	
	10	991.09		3,979.23	3,977.48		698.88	402.55	
	11	7,464.10				175.00			

25.60  
155.65

## RETURN OF DIVISION COURT BUSINESS FROM 1st DAY OF JAN. TO 31st DAY OF DEC., 1936, INCLUSIVE, SHOWING:—Continued

Name of County, United Counties, or District	No. of Divi- sions	No. of suits entered in Court, exclusive of Judg- ments and Judgment summonses	Amount of claims entered, exclusive of Transcripts of Judg- ments and Judgment summonses		Balance of Cash in Court from the previous year	Total amount of Suits' Money paid into Court	Total amount of Suits' Money paid out of Court	Balance of Cash in Court	Surplus Fees payable to the Hon. Provincial Treasurer	Clerk's Returns of Emolu- ments	Bailliff's Returns of Emolu- ments	Unclaimed moneys	
			\$	c.									\$
Ontario	1	56	3,467.70	41.58	1,682.12	1,662.73	19.39	268.31	202.04	202.04			
	2	61	4,316.30	27.50	2,156.04	2,126.96	29.08	255.80	266.05	266.05		21.00	
	3	86	4,781.75		1,607.20	1,596.78	10.42	329.48	254.75	254.75			
	4	39	2,624.35		677.99	647.99	30.00	195.92	128.15	128.15			
	5	28	2,734.91		860.71	860.71		118.65	79.00	79.00			
	6	18	1,137.91		296.14	296.14		102.44	62.91	62.91			
	7	28	2,151.05		475.26	475.26		110.59	51.65	51.65			
	8	707	36,664.49	21.48	10,619.61	10,573.95	45.66		2,656.25	1,397.66	1,397.66		
Oxford	1	534	23,380.77	51.82	12,391.56	12,351.78	39.78	1,707.30	837.71	837.71			
	2	29	1,000.00		940.80	940.80		78.67	71.30	71.30			
	3	24	1,457.00		472.87	472.87		150.00	100.00	100.00			
	4	47	3,202.52	10.27	1,893.01	1,864.29	28.72	236.95	194.70	194.70			
	5	200	2,381.03	36.70	4,340.21	4,287.91	52.30	819.10	461.41	461.41			
	6	117	6,629.30	155.62	3,140.83	3,140.83		327.75	407.43	407.43			
	7	19	1,113.90		685.15	685.15		54.50	56.23	56.23			
Parry Sound	1	75	3,515.03	92.84	2,034.60	1,910.24	124.36	293.10	281.59	281.59			
	4	66	3,302.84	137.38	1,783.92	1,773.92	10.00	204.85	200.83	200.83		10.00	
	5	10	346.51		96.34	96.34		40.00	47.05	47.05			
	6	39	2,023.59		950.03	950.03		162.36	284.89	284.89			
	7	69	3,850.66	34.70	1,653.19	1,301.25	351.94	254.35	245.23	245.23			
Peel	1	121	6,143.61		2,595.59	2,595.59		310.01	212.28	212.28			
	2	64	4,899.78		1,883.27	1,883.27		67.67	258.15	258.15			
	3	46	1,681.85		370.10	370.10		181.40	100.15	100.15			
	4	20	1,500.00		1,945.00	1,945.00		125.00	115.00	115.00			



Perth	1	17,810.40	69.20	4,532.75	4,180.73	352.02	1,206.85	549.35	65.20
	2	8,146.69	1.00	2,227.64	2,220.44	26.20	482.57	338.75	
	3	10,531.54		3,700.35	3,700.35		670.00	460.30	
	5	946.82		1,301.40	1,283.90	7.50	99.60	103.10	
	6	8,917.05	9.35	5,135.00	5,135.00		599.75	468.10	
Peterborough	1	22,435.88	65.27	6,444.93	6,414.56	30.37	1,781.10	777.44	
	2	2,012.30	85.00	844.06	743.81	100.25	89.75	64.13	
	4	372.28		206.10	206.10		29.10	28.35	
Prescott and Russell	1	1,225.17		188.48	188.48		79.60	33.70	
	2	3,865.98		1,435.67	1,435.67		270.88	181.37	
	3	1,224.38		850.44	850.44		76.05	69.75	
	4	3,406.56		1,271.62	1,271.62		155.64	155.64	
	5	1,969.15		688.31	688.31		122.27	57.80	
	6	2,226.30		713.48	713.48	93.24	170.19	113.01	
	7	4,061.08	15.48	1,330.13	1,236.89		261.24	147.62	
	8	1,601.46		832.56	832.56		121.51	94.85	
	9	3,347.97		1,022.10	987.10	35.00	252.89	120.43	
	10	1,749.01	13.80	299.43	285.63	41.17	83.39	105.40	
	11	1,099.00	3.90	596.66	596.66		91.63	129.00	
Prince Edward	1	6,814.15	194.44	2,385.62	2,287.59	98.03	552.70	338.65	12.50
	4	874.00		263.16	263.16		77.60	62.05	
	5	653.97		499.19	499.19		80.40	86.10	
Rainy River	1	6,608.19	201.11	2,624.26	2,426.37	197.89	550.00	331.10	46.08
	2	818.33	.54	34.84	34.30		57.20	35.80	.54
	3	3,133.75	43.34	972.81	972.81		118.75	170.05	
Renfrew	1	12,176.05	85.19	5,288.43	5,245.17	43.26	861.30	739.12	
	2	957.63		957.63	236.51		110.76	80.82	
	3	7,235.79	79.53	2,797.58	2,564.73	232.85	431.39	262.34	2.00
	4	6,345.41	22.00	1,864.36	1,833.73	30.63	427.30	197.12	
	5	3,075.46		1,186.98	1,186.98		180.30	176.16	
	6	1,705.36		348.93	348.93		122.99	88.50	
	7	11,370.41		3,546.75	3,471.39	75.38	621.38	751.49	

RETURN OF DIVISION COURT BUSINESS FROM 1st DAY OF JAN. TO 31st DAY OF DEC., 1936, INCLUSIVE, SHOWING:—Continued

Name of County, United Counties, or District	No. of Divi- sions	No. of suits entered in Court, exclusive of Transcripts of Judg- ments and Judgment summonses	Amount of claims entered, exclusive of Transcripts of Judg- ments and Judgment summonses		Balance of Cash in Court from the previous year		Total amount of Suits' Money paid into Court		Total amount of Suits' Money paid out of Court		Balance of Cash in Court		Surplus Fees payable to the Hon. Provincial Treasurer		Clerk's Returns of Emolu- ments		Baillif's Returns of Emolu- ments		Unclaimed moneys		
			\$	c.	\$	c.	\$	c.	\$	c.	\$	c.	\$	c.	\$	c.	\$	c.	\$	c.	\$
Simcoe	1	179	11,287.15		68.00		3,554.14		3,441.85		112.29				718.40		325.79				
	2	44	294.99				1,473.05		1,473.05						283.27		157.85				
	3	42	3,194.15		19.08		1,003.74		1,003.74						205.74		136.55				
	4	89	5,034.12		2,067.4		3,421.72		3,214.98		133.39				454.31		304.11				
	5	41	1,888.71		25.17		601.23		556.23		45.00				134.15		124.25				
	6	447	17,841.83		192.70		7,689.37		7,689.37						1,579.35		735.53				
	7	14	955.11		68.70		619.02		440.84		178.18				57.50		75.55				
	8	67	4,984.56				1,020.14		1,020.14						234.71		174.23				
	9	59	3,613.09		242.85		1,600.73		1,588.73		12.00				202.38		99.55				
	10	37	1,798.32				1,027.10		927.10		100.00				131.75		160.18				
	11	162	6,570.63		10.15		3,408.07		3,391.07		17.00				638.70		276.45				
Stormont, Dundas and Glengarry	1	27	2,328.37				590.12		590.12						125.00		50.30				
	2	133	4,648.52				1,783.05		1,773.05		12.00				361.92		170.20				
	3	454	14,255.86		8.00		7,557.09		7,533.09		24.00				1,642.45		915.26				
	4	25	1,364.67				881.38		881.38						109.45		127.31				
	5	139	6,374.42		31.65		1,228.79		1,215.99		12.80				476.19		333.58				
	6	81	2,729.71		134.17		1,498.66		1,450.23		94.62				244.15		177.60				
	7	39	2,299.35				1,503.35		1,503.35						182.09		157.60				
	8	21	1,063.39		24.96		987.04		797.45		7.59				70.55		38.63				
	9	62	3,183.53				782.24		782.24						241.44		206.30				
	10	86	6,147.44		127.92		2,662.20		2,662.20						257.19		225.35				
	11	28	3,046.39				1,041.93		1,041.93		6.00				114.85		120.05				
	12	46	4,553.42				897.37		882.37		15.00				217.45		186.05				
Sudbury	1	2,189	108,603.57		1,733.79		22,879.41		21,692.41		1,187.00				6,899.50		5,036.97				68.30
	2	48	4,382.54				133.00		133.00						87.96		94.95				
	3	12	786.07		7.86		270.21		270.21						62.75		50.00				
	4	30	2,292.47				728.81		728.81						123.36		256.64				
	5	125	4,270.89		10.00		738.87		728.87		10.00				385.05		120.00				





## Statement Respecting Magistrates

## MAGISTRATES, PROVINCE OF ONTARIO, 1936

No. of Magisterial District	Counties and Districts in Magisterial Districts	Magistrates in each Magisterial District	Address	Salaries paid by Province and Municipalities	Clerical allowances and other expenses paid by Province	Total fees paid to Province	Fines paid through Office of Inspector of Legal Offices
				\$ c.	\$ c.	\$ c.	\$ c.
1	Essex Kent Lambton	W. A. Smith, Senior	Windsor	4,000.00	843.45	1,843.49	5,277.80
		S. B. Arnold	Chatham	3,000.00	234.06	3,149.30	5,025.50
		C. S. Woodrow	Sarnia	3,000.00	49.10	340.60	1,411.40
		D. M. Brodie	Windsor	*6,500.00			475.00
		J. A. Hanrahan	do	+2,500.00	48.80		
2	Elgin Middlesex Oxford Perth Huron	C. W. Hawkshaw, Senior	London	3,500.00	396.61	3,218.00	9,153.00
		E. S. Livermore (a)	St. Thomas		471.85	2,172.20	10,435.86
		M. D. McCrimmon	do	3,500.00	501.50		
		J. A. Makins	Stratford	3,000.00	389.15	1,220.90	2,655.75
		D. B. Menzies	London	*1,000.00	9.80		1,022.00
A. M. LeBel (b)	do						
3	Bruce Grey Dufferin Wellington	F. Watt, Senior	Guelph	3,500.00	170.81	441.80	3,782.55
		F. W. Walker	Walkerton	3,000.00	322.70	692.25	1,573.74
		E. C. Spereman	Owen Sound	3,000.00	478.79	624.87	2,484.16
4	Brant Waterloo Norfolk	J. R. Blake, Senior	Galt and Kitchener	3,500.00	316.50	476.55	4,251.66
		S. A. Jones	Brantford	*3,500.00		756.25	2,066.00
		A. A. Winter (c)	Simcoe		358.05	627.85	860.20
5	Wentworth Haldimand Lincoln Welland	J. C. Massie, Senior	Dunnville	3,500.00	874.76	780.25	3,101.70
		J. B. Hopkins	Niagara Falls	3,000.00	576.70	357.25	2,659.15
		J. H. Campbell	St. Catharines	3,000.00		1,240.20	4,432.18
		H. A. Burlidge	Hamilton	*4,500.00			8,161.52
		Jas. McKay (Deputy)	do				
6	York	Wm. Keith, Senior	57 Adelaide St. E., Toronto	3,500.00			32,693.86

Halton Peel Toronto	L. J. C. Bull W. E. McIlveen D. Davidson (Deputy) (d) D. O'Connell, Senior J. E. Jones R. J. Browne A. L. Tinker Jas. Cowan Thos. O'Connor (e)	Brampton Oakville Mimico Toronto do do do do do	3,000.00 3,000.00 2,500.00 2,000.00 *6,000.00 *5,000.00 *6,000.00	374.30 415.55 828.37	1,068.25 323.90 892.15	5,000.60 3,873.00 10,829.45
7 Ontario Simcoe Muskoka	C. Jeffs, Senior C. F. Bick F. S. Eblus	Barrie Orillia Oshawa	3,500.00 2,500.00 3,000.00	587.00 1,150.45 574.79	1,262.75 810.80 1,751.35	4,651.00 2,771.50 6,807.89
8 Northumberland & Durham Peterborough Victoria Haliburton	O. A. Langley, Senior W. A. F. Campbell E. A. Gee	Peterborough Port Hope Lindsay	3,500.00 3,000.00 3,000.00	403.79 860.26 1,066.22	339.75 1,179.85 398.65	1,785.46 5,875.45 2,239.20
9 Hastings Lennox and Addington Frontenac Prince Edward	E. J. Butler, Senior J. A. Shea J. L. Lloyd	Belleville Kingston Northbrook	3,500.00 3,000.00 2,500.00	256.36 872.09 1,101.04	864.17 537.95 407.80	4,760.10 3,084.97 968.80
10 Renfrew Lanark Carleton	L. H. Clayton, Senior W. K. MacGregor J. T. Kirkland G. E. Strike M. J. O'Connor (Deputy) J. F. McKinley (Deputy) (f)	Ottawa Pembroke Almonte Ottawa do do	3,500.00 2,500.00 3,000.00 *5,000.00 *2,500.00 1,200.00	460.10 930.60 307.83	2,537.80 299.25 503.50	6,221.35 1,976.00 1,465.15 321.00
11 Leeds and Grenville Dundas	G. A. Wright, Senior John McCormick	Brookville Winchester	3,000.00 2,500.00	440.62 259.18	1,058.33 789.95	5,003.66 1,899.02
12 Glengarry Prescott and Russell Stormont	R. Labrosse, Senior P. C. Bergeron	Vankleek Hill Cornwall	3,500.00 3,000.00	1,037.93 330.47	463.00 387.10	1,789.20 3,327.30

(a) E. S. Livermore resigned; M. D. McCrimmon appointed 19th Oct., 1936, at \$3,500.00 per annum.

(b) A. M. LeBel appointed Deputy Magistrate from 1st Aug., 1936, to 31st Dec., 1936, inclusive, at \$300.00 per annum

(c) A. A. Winter appointed, *pro tem*, 22nd June, 1936, at \$250.00 per month.

(d) D. Davidson died 1st Feb., 1937.

(e) Jas. Cowan appointed 1st June, 1936, in room and stead of T. O'Connor, resigned.

(f) J. F. McKinley paid a salary by Province of \$1,200.00 per annum, from 1st July, 1936

\* Salary paid by Municipality.

† Municipality pays \$1,500.00 and Province \$1,000.00.

‡ Salary commenced March 1st, 1936 at \$2,000.00 per annum.

MAGISTRATES, PROVINCE OF ONTARIO, 1936—*Concluded*

No. of Magisterial District	Counties and Districts in Magisterial Districts	Magistrates in each Magisterial District	Address	Salaries paid by Province and Municipalities		Clerical allowances and other expenses paid by Province		Total fees paid to Province		Fines paid through Office of Inspector of Legal Offices	
				\$	c.	\$	c.	\$	c.	\$	c.
13	Cochrane Temiskaming	S. Atkinson, Senior	Haileybury	3,750.00		1,737.18		3,709.50		8,003.73	
		E. R. Tucker	Cochrane	3,500.00		733.67		600.50		1,320.80	
		Dr. L. Tyrer	Moosonee	500.00							
14	Nipissing Parry Sound (East Portion)	J. H. McCurry	North Bay	3,500.00		1,030.75		1,497.00		4,844.77	
15	Sudbury Manitoulin Parry Sound (West Portion)	J. S. McKessock, Senior	Sudbury	3,500.00		49.30		1,287.25		6,155.60	
		F. W. Major	Gore Bay	1,800.00		393.86		129.00		331.40	
		A. D. Meldrum	Parry Sound	2,500.00		710.50		532.85		1,422.50	
		W. M. Cooper (a)	Sudbury	3,000.00		769.36		278.25		858.40	
16	Algoma	A. Elliot, Senior	Sault Ste. Marie	3,500.00		5.00		344.20		869.40	
		E. Arthurs	Espanola	2,500.00		1,183.51		220.13		444.54	
17	Thunder Bay Kenora Patricia	J. A. R. McCuaig	Port Arthur	3,000.00		406.06		390.24		2,205.10	
		C. D. LeMay	Fort William	3,000.00		16.65		446.50		3,090.96	
		T. H. Wolfe (b)	Kenora	3,000.00		1,425.09		607.90		3,082.95	
18	Rainy River	H. L. Cruso	Fort Frances	3,000.00		223.41		322.30		1,038.40	

(a) W. M. Cooper appointed 1st April, 1936, at \$2,500.00 per annum—salary increased to \$3,000.00 from 1st July, 1936.

(b) T. H. Wolfe transferred from Sioux Lookout to Kenora, 1st April, 1936; salary increased to \$3,000.00 from 1st August, 1936.



## Statistical Report of the Juvenile Courts

TABLE OF AGE AND SEX

Age	Boys		Girls		Total	
	1935	1936	1935	1936	1935	1936
7.....	30	65	2	12	32	77
8.....	57	37	7	11	64	48
9.....	131	81	3	14	134	95
10.....	210	172	22	18	232	190
11.....	296	219	16	23	312	242
12.....	452	313	27	28	479	341
13.....	468	367	31	20	499	387
14.....	668	487	37	46	705	533
15.....	730	496	75	51	805	547
16 and over.....	209	132	36	35	245	167
Totals.....	3,251	2,369	256	258	3,507	2,627

NATIONALITY OF OFFENDERS

	Boys		Girls		Total	
	1935	1936	1935	1936	1935	1936
Canadian.....	2,230	1,993	173	197	2,403	2,190
Newfoundland.....	3	4	.....	.....	3	4
England and Wales.....	282	69	19	13	301	82
Scotland.....	132	30	13	4	145	34
Ireland.....	62	12	2	2	64	14
Balkan States.....	26	1	.....	.....	26	1
United States.....	59	24	3	6	62	30
Russia.....	55	16	6	7	61	23
Poland.....	131	39	11	3	142	42
Austria.....	24	.....	3	4	27	4
Germany.....	3	3	.....	.....	3	3
Italy.....	97	25	3	4	100	29
France.....	3	.....	.....	.....	3	.....
Greece.....	3	1	.....	.....	3	1
Sweden.....	1	.....	.....	.....	1	.....
Holland.....	2	1	.....	.....	2	1
Finland.....	3	2	2	.....	5	2
China.....	3	1	.....	.....	3	1
Australia.....	.....	.....	1	.....	1	.....
Other nationalities.....	132	148	20	18	152	166
Totals.....	3,251	2,369	256	258	3,507	2,627

RELIGION OF OFFENDERS

	Boys		Girls		Total	
	1935	1936	1935	1936	1935	1936
Anglican.....	563	509	50	36	613	545
Roman Catholic.....	1,054	868	86	140	1,140	1,008
United Church.....	558	352	37	27	595	379
Presbyterian.....	280	161	23	15	303	176
Hebrew.....	114	16	5	.....	119	16
Baptist.....	220	92	13	9	233	101
Salvation Army.....	25	45	4	2	29	47
Greek Orthodox.....	25	54	2	4	27	58
Other.....	345	205	27	15	372	220
Unknown.....	67	67	9	10	76	77
Totals.....	3,251	2,369	256	258	3,507	2,627

## NATURE OF OFFENCE

	Boys		Girls		Total	
	1935	1936	1935	1936	1935	1936
Theft.....	1,207	829	76	67	1,283	896
Shopbreaking and Theft.....	242	153	7	15	249	168
Housebreaking and Theft.....	156	149	4	18	160	167
Shopbreaking.....	83	48	2	11	85	59
Housebreaking.....	80	44	.....	3	50	47
Disorderly.....	155	32	3	.....	158	32
Breach of By-laws.....	181	167	11	9	192	176
Damage of Property.....	357	230	4	4	361	234
Vagrancy.....	101	65	38	5	139	70
Habitual Truancy.....	129	100	35	19	164	119
Trespass.....	253	208	2	15	255	223
Gambling.....	32	1	5	4	37	5
Indecency.....	12	21	3	4	15	25
Immorality.....	12	3	7	12	19	15
Other Offences.....	281	319	59	72	340	391
Totals.....	3,251	2,369	256	258	3,507	2,627

## FINES COLLECTED

	1935	1936
Fines Collected .....	\$566.93	\$737.89

## DISPOSITION OF CASES

	Boys		Girls		Total	
	1935	1936	1935	1936	1935	1936
Adjourned Sine Die.....	1,414	142	95	13	1,509	155
Suspended Sentence (in care of Court).....	107	202	9	12	116	214
Suspended Sentence (probation).....	672	852	50	112	722	964
Suspended Sentence (on own undertaking).....	394	259	24	25	418	284
Industrial School.....	65	48	26	16	91	64
Bowmanville School.....	39	71	5	.....	44	71
Working Boys' Home.....	71	67	1	8	72	75
Fined.....	116	196	2	8	118	204
Dismissed.....	179	224	12	6	191	230
Other Dispositions.....	169	308	32	58	201	366
Spanked.....	25	.....	.....	.....	25	.....
Totals.....	3,251	2,369	256	258	3,507	2,627

## JUVENILE COURTS AND OFFICERS

The Juvenile Delinquents Act, 1908 (Canada) has been proclaimed in the following areas:

PLACE	JUDGE
Ottawa.....	J. F. McKinley
Toronto.....	H. S. Mott; R. S. Hosking (Deputy)
Temiskaming.....	S. Atkinson (Magistrate)
Stratford, St. Mary's, Perth.....	J. A. Makins (Magistrate)
Kitchener, Waterloo.....	Vacant
Brantford, Brant.....	A. D. Hardy (County Judge)
Galt.....	John R. Blake (Magistrate)
Windsor, Walkerville, Ford.....	D. M. Brodie (Magistrate)
Gray County and Owen Sound.....	E. C. Spereman (Magistrate)
Haldimand.....	J. C. Massie (Magistrate)
Huron.....	Vacant
Hamilton.....	H. A. Burbidge (Magistrate)
Nipissing.....	C. S. McGaughey
Stormont, Dundas, Glengarry.....	Vacant
London, Middlesex.....	D. B. Menzies (Magistrate)
Lincoln County and St. Catharines.....	*J. G. Stanbury (County Judge)
Port Colborne.....	J. C. Massie (Magistrate)
Cochrane.....	E. R. Tucker (Magistrate)
Dundas.....	Vacant
Oshawa.....	F. C. Jarrett
York.....	Wm. Keith (Magistrate)
do.....	Douglas Webster (Deputy)

\* Appointed 15th Dec., 1936.

## List of Justices of the Peace

## JUSTICES OF THE PEACE

## ALGOMA DISTRICT

<i>Name of J.P.</i>	<i>Resident at</i>
Alex. Murray	Ophir
John Carlyle	Blind River
N. H. Peterson	Bruce Mines
Jack DuBroy	Oba
J. C. McDonald	Goudreau
George Linklater	White River
C. J. Barnes	Hornepayne
J. W. Darby	Massie
John Elliott	Thessalon
Neil Munro	Echo Bay
Chas. C. McPhee	Desbarats
A. R. Regan	Espanola
P. A. Arnott	Wa Wa
Geo. W. Graham	Walford Stn.
Col. S. N. Penhorwood	Sault Ste. Marie
R. H. McMeekin	Sault Ste. Marie
Peter Cosco	Sault Ste. Marie
E. A. Lamothe	Franz
Andrew Antio	Wabos
L. Turgeon	Missanabie

## BRANT COUNTY

R. J. Gillen	Brantford
Frank W. Inksater	Paris
B. B. Patten	St. George
Col. W. K. Muir	Burford
Geo. Knox	Oakland
Frank J. Calbeck	Brantford
E. J. Campbell	Brantford
K. V. Bunnell	Brantford
George Hearn	Burford
F. W. Thompson	Brantford
Thos. Walker	Onondaga

## BRUCE COUNTY

John Good	Teeswater
Eugene Martyn	Ripley
Wm. Murdie	Lucknow
Walter Newman	Warton
C. H. Drummond	Port Elgin
John McCool	Walkerton
E. A. Henry	Kincardine
W. B. Moore	Lion's Head
H. Spencely	Tobermory
H. M. Merriam	Tara
C. J. Halliday	Chesley
Dan. A. McLaren	Tiverton
E. J. Downs	Hepworth
I. Shoemaker	Paisley
Wm. Eldridge	Southampton
Arthur S. Martin	Tobermory

## CARLETON COUNTY

S. Lionel Poirier	Ottawa
John Stanton	Galletta
Dr. W. G. Robertson	Carp
T. E. Saunders	Woodroofe
Gordon Danby	Richmond
Cameron Thomson	North Gower
R. E. Nelson	Cityview
George W. McLeod	Ottawa
J. M. Jackson	Ottawa
John P. Balharrie	Ottawa
Charles McCarthy	Ottawa
J. W. Kennedy	Ottawa
Richard Manion	Eastview

*Name of J.P.**Resident at*

D. Epstein	Ottawa
Alexander Renton	Ottawa

## COCHRANE DISTRICT

J. H. E. D'Aoust	Kapuskasing
H. Millette	Hearst
F. K. Elbitt	Iroquois Falls
N. Caron	Timmins
Harry Johnson	Monteith
Laval Warrell	Cochrane
Austin Neame	Timmins
Geo. Drew	Timmins
C. A. Saville	Kapuskasing
George Kydd	Cochrane
W. King	Timmins
Dan. Johnson	Matheson
J. A. Mageon	Ansonville
Chas. Valiquette	Smooth Rock Falls
Joseph Philius	Fauquier
Joseph Cleophas	Moonbeam
Joseph A. Berube	Opasatika
Joseph Gedeon	Mattice
H. E. Montgomery	Timmins
Jos. Gallagher	S. Porcupine
J. P. F. Boileau	Van Gagne
C. H. Mounfield	Island Falls
Chas. J. Dawson	Hoyle
A. H. Cook	Schumacher
E. J. MacVittie	Cochrane
Harold Hall	S. Porcupine
L. P. Trudel	Reesor
E. Louis Martineau	Moosonee
Ferdinand Mador	Moonbeam

## DUFFERIN COUNTY

Stewart Tate	Grand Valley
Josiah A. Marshall	Orangeville
F. T. Brown	Shelburne

## ELGIN COUNTY

A. Petherick	West Lorne
Ernest L. Lashbrooke	Rodney
K. W. McKay	St. Thomas
J. H. Burke	Port Stanley
Edwin C. Spragge	Port Burwell
G. Morley Whiteside	Aylmer
Perry L. Williams	Port Burwell
Wm. E. Rowe	St. Thomas
Dr. H. Spencely	Sheddon

## ESSEX COUNTY

P. E. Lanoue	East Windsor
L. W. Allison	Essex
Major H. H. Timmis	Amherstburg
Robt. Black	Kingsville
Wm. Stewart	Pelee Island
J. J. Donnelly	Sandwich
Eugene J. Lajeunesse	LaSalle
E. Boutelier	Tecumseth
J. A. Munger	Harrow
George F. Warlow	Windsor
Lloyd V. Wilson	Windsor
Andrew W. Reid	Windsor
Eugene Klein	Windsor
Claude Ainslee	Comber
Samuel French	Leamington
W. F. Malott	Cottam
Thos. L. Renaud	McGregor
Jno. Wm. Aikens	Windsor
J. Ducharme	Belle River

## JUSTICES OF THE PEACE—Continued

## FRONTENAC COUNTY

<i>Name of J.P.</i>	<i>Resident at</i>
Dr. W. W. Sands.....	Kingston
J. D. Cosgrove.....	Wolfe Island
Col. H. Stetham.....	Kingston
A. J. Beull.....	Sharbot Lake
Jas. E. Davidson.....	Parham
Samuel Jamieson.....	Battersea
B. R. Newton.....	Arden
C. O. Drader.....	Inverary
Eugene Goodberry.....	Verona

## GREY COUNTY

Hubert J. Ellis.....	Meaford
G. Herbert Boone.....	Thornbury
John McQuaker.....	Owen Sound
John Mills.....	Hanover
Dr. J. A. McArthur.....	Markdale
James O. Dargavel.....	Flesherton
John H. Sudden.....	Chatsworth
Dr. C. E. Wolfe.....	Durham
D. T. Wright.....	Dundalk
Thomas H. Carson.....	Owen Sound
Bruce Hamilton.....	Clarksburg

## HALDIMAND COUNTY

James MacGregor.....	Caledonia
H. J. Hoshal.....	Cayuga
Chas. Bilger.....	Dunnville
J. O. Slack.....	Hagersville
E. G. Hoover.....	Selkirk
J. B. McKenzie.....	Jarvis
Cuthbert Wilkinson.....	Cayuga
Maurice Winger.....	Hagersville

## HALIBURTON PROV. COUNTY

W. L. MacArthur.....	Minden
F. Harold Herlihey.....	Tory Hill
Fred Jones.....	Haliburton

## HALTON COUNTY

J. B. Moat.....	Oakville
H. M. Pettit.....	Milton
Walter T. Evans.....	Georgetown
G. A. Dills.....	Acton
Rev. W. C. Riddiford.....	Burlington
W. J. Stewart.....	Burlington
E. Y. Barraclough.....	Glen Williams
Wm. Goudy.....	Limehouse

## HASTINGS COUNTY

Fred Cone.....	Cannifton
Cyril Ross Turley.....	Frankford
Col. A. E. Bywater.....	Trenton
H. W. Sabine.....	Marmora
A. W. Gordon.....	Bancroft
C. F. Walt.....	Stirling
Adam MacKenzie.....	Deseronto
William Carswell.....	Maynooth
Fred Deacon.....	Belleville
MacKenzie Robertson.....	Belleville
E. T. Naylor.....	Madoc
Chas. H. Kerr.....	Tweed
T. E. Ketcheson.....	Belleville
Wm. Bain.....	Trenton
H. B. Wilson.....	Belleville
Arthur J. Gough.....	Foxboro

## HURON COUNTY

<i>Name of J.P.</i>	<i>Resident at</i>
B. W. F. Beaver.....	Exeter
Fred G. Weir.....	Goderich
Andrew McLean.....	Seaforth
G. A. MacLennan.....	Clinton
Allan Lamont.....	Brussels
W. C. Adams.....	Wingham
J. H. R. Elliott.....	Blyth
J. W. Craigie.....	Goderich
Wm. Bailie.....	Goderich
W. A. Galbraith.....	Wingham
Harmon M. Gill.....	Grand Bend
John M. Govenlock.....	Seaforth
A. C. Sotheran.....	Fordwich
J. A. Traquair.....	Exeter
John Essery.....	Centralia
Reuben Gates.....	Dashwood
Jas. Patterson.....	Hensal
J. J. Gibbings.....	Clinton
Jas. W. Manning.....	Clinton
Arnold Wiseman.....	Kirkton

## KENORA DISTRICT

D. H. Learmonth.....	Hudson
J. T. Brett.....	Kenora
Frank P. McLoughlin.....	Kenora
A. T. Curtis.....	Sioux Lookout
R. C. McIver.....	Sioux Lookout
Dr. Goodison.....	Red Lake
Joseph Kert.....	Red Lake
J. A. Charlton.....	Minaki
John Arron.....	Dryden
Murray Fromson.....	Red Lake
W. W. Westaway.....	Jackson-Manion
Richard E. Barrett.....	Pickle Crow

## KENT COUNTY

J. W. Kennedy.....	Wheatley
Everton Todd.....	Blenheim
H. Stennett.....	Ridgetown
Myron Blackburn.....	Dresden
H. Callwood.....	Tilbury
F. J. Fletcher.....	Chatham
Frank Glassford.....	Wallaceburg
J. Williams.....	Tilbury

## LAMBTON COUNTY

Ernest Preston.....	Petrolia
James Holme.....	Alvinston
Wm. Scott.....	Forest
Wm. Connolly.....	Watford
Fred Moley.....	Thedford
W. W. Stover.....	Sombra
James Brown.....	Thamesville
Wm. A. Watson.....	Sarnia
Thos. A. Langan.....	Sarnia
Dan. J. McKenzie.....	Sarnia
Stanley Capes.....	Brigden
Ewald G. Kremer.....	Courtright

## LANARK COUNTY

M. P. Coderre.....	Almonte
H. E. Sinclair, Jr.....	Carleton Place
E. J. Young.....	Perth
Robt. H. Livingston.....	Smith's Falls

JUSTICES OF THE PEACE—*Continued*

## LEEDS-GRENVILLE

<i>Name of J.P.</i>	<i>Resident at</i>
Clifford Sine.....	Gananoque
W. S. Bilton.....	Newboro
R. H. Earle.....	Merrickville
C. C. Pelton.....	Kemptville
Elmer Hunter.....	Cardinal
H. C. Keeler.....	Spencerville
Fred Rowe.....	Prescott
Elinore Hare.....	Brockville
Wm. Holmes.....	Brockville
Mrs. R. Edgar.....	Brockville

## LENNOX-ADDINGTON

Geo. Howard.....	Amherst Island
W. E. Carscallen.....	Tainworth
C. P. Stein.....	Denbigh
Dr. A. C. Tummon.....	Selby
W. A. Martin.....	Yarker
G. S. Reid.....	Napanee
Patrick Gleason.....	Napanee
Jas. E. Clarke.....	Northbrook
Alfred McCutcheon.....	Roblin

## LINCOLN COUNTY

Arthur A. Craise.....	St. Catharines
Jas. T. Theal.....	Grimsby
Andrew Allison.....	Beamsville
Dr. W. S. Hibbard.....	Smithville
W. D. Caskey.....	Niagara-on-the-Lake
Chas. A. Ansell.....	Port Dalhousie
E. B. Osborne.....	Beamsville
Chas. Taylor.....	St. Catharines
Miss Winifred Coady.....	Merritton
Wilfred S. Richardson.....	Jordon

## MANITOULIN DISTRICT

W. A. Sims.....	Little Current
J. R. W. Phillips.....	Manitowaning
T. H. Jackman.....	Killarney
M. L. Davidson.....	Gore Bay
Chas. Joyce.....	Meldrum Bay
David H. Kirk.....	Spring Bay
W. F. Edmunds.....	Silverwater
Wesley Anderson.....	Providence Bay

## MIDDLESEX COUNTY

Oliver Amos.....	Lieury
Geo. A. Douglas.....	Strathroy
H. O. Langford.....	Glencoe
P. O'Malley.....	Wardsville
W. L. Gibson.....	Lucan
W. R. Sibley.....	Parkhill
J. G. Lethbridge.....	Glencoe
Miss A. Jackson.....	London
Alex. G. N. Bradshaw.....	London
J. A. Reed.....	Lambeth
John Stuart.....	London
John S. McLarty.....	London
K. G. Crawford.....	London
Walter F. Hungerford.....	London
James S. Bell.....	London
Walter J. Brown.....	London
Albert E. McKay.....	Poplar Hill
James Rogers.....	Dorchester
Sherman Minard.....	Glanworth

## MUSKOKA DISTRICT

<i>Name of J.P.</i>	<i>Resident at</i>
Wilfred Hall.....	Gravenhurst
G. F. Hutcheson.....	Huntsville
Wm. Carr.....	Bala
George Dennis.....	Bracebridge
W. J. Brady.....	Port Carling
Henry Longhurst.....	Windermere

## NIPISSING DISTRICT

F. Goddard.....	Temagami
George Lamothe.....	Mattawa
Thos. Stoddart.....	Copper Cliff
P. McCool.....	North Bay
John Small.....	North Bay
J. D. Moreau.....	North Bay
Alphonse Legendre.....	Verner
Stanislas Moreau.....	Field
W. L. Fortier.....	Sturgeon Falls
Alfred Gignac.....	River Valley

## NORFOLK COUNTY

J. E. Biddle.....	Pt. Rowen
D. A. Austin.....	Simcoe
Harry Misner.....	Port Dover
Robt. Hanselman.....	Delhi
Herman Smith.....	Waterford
Miss Edith C. Gay.....	Simcoe
John Abel.....	Langton
F. M. Bond.....	Port Dover

## NORTHUMBERLAND-DURHAM

R. M. Cotton.....	Bowmanville
S. R. Caldwell.....	Port Hope
J. A. Weatherson.....	Warkworth
Wesley Stephens.....	Campbellford
F. M. Brintnell.....	Colborne
Leslie Wilson.....	Cobourg
Dennis Larkin.....	Cobourg
W. T. Wood.....	Millbrook
Wm. Beacock.....	Nestleton
Ira B. Solomon.....	Brighton
J. W. O'Dell.....	Cobourg

## ONTARIO COUNTY

G. S. Vernon.....	Uxbridge
J. M. Hicks.....	Whitby
Allan Wallace.....	Port Pery
James Birchard.....	Beaverton
Jas. E. Purvis.....	Cannington
Richard N. Stockill.....	Oshawa
Charles Hurtibise.....	Breehin
Wm. Igel.....	Oshawa

## OXFORD COUNTY

E. A. Roth.....	Tavistock
Adam Roth.....	Woodstock
John McKee.....	Norwich
W. J. Wilkins.....	Tillsonburg
H. L. Kipp.....	Princeton
L. E. Peterson.....	Drumbo
Robt. Oliver.....	Thamesford
T. N. Dunn.....	Ingersoll



## JUSTICES OF THE PEACE—Continued

## PARRY SOUND DISTRICT

<i>Name of J.P.</i>	<i>Resident at</i>
H. C. Monteith	Powassan
Stanley Brennan	Callander
Dr. J. J. Wilson	Burk's Falls
A. M. Church	Sundridge
J. S. Cole	South River
D. F. Quinlan	Trout Creek
H. R. Hayward	Scotia
Geo. Begin	Britt
E. J. Vincent	Parry Sound

## PEEL COUNTY

George Harris	Cooksville
Joseph Hillock	Caledon
Donald Kennedy	Bolton
Thos. H. Barrett	Port Credit
Wm. A. Robinson	Brampton
J. D. McCannell	Inglewood
Kenneth McIlwrick	Streetsville
James Meek	Alton
Robert Segsworth	Brampton
Aubrey Boyce	Caledon East
H. K. House	Cheltenham
Nelson Lindsay	Malton
Dr. Raynor	Palgrave
Robert Reaburn	Mono Mills
Wm. Aubrey Robinson	Brampton
Wm. A. Irwin	Palgrave

## PERTH COUNTY

L. A. Fleming	Listowel
Samuel Petrie	Milverton
A. E. Parkinson	St. Mary's
A. D. Cameron	Mitchell
C. W. Hobbs	West Moncton
D. M. Scott	Stratford
Mrs. F. M. Robinson	Stratford
Gottlieb Mueller	Brodhagen
T. L. Hamilton	Listowel

## PETERBOROUGH COUNTY

Chas. S. Tanner	Lakefield
W. A. Richardson	Norwood
Harrison Wing	Havelock
Vincent Eastwood	Peterborough
E. B. Fowler	Peterborough
S. R. Armstrong	Peterborough
George W. Morrow	Peterborough
G. T. Puffer	Peterborough

## PRESCOTT-RUSSELL

Ferdinand Lepensee	Plantagenet
Dr. Calvin Morrow	Osgoode
R. Begin	Eastview
D. A. McArthur	Russell
D. R. Poulin	L'Original
Percy Lafleche	Casselman
John Shirriff	Rockland
J. D. Presault	Alfred
Eugene Paquette	Hawkesbury
Paul Jousse	Vankleek Hill
John C. Ryan	Rockland
John Fraser	Vankleek Hill
Albert Barbeau	Hawkesbury

## PRINCE EDWARD

A. E. Bowerman	Picton
Frank Harris	Wellington
Clarence Rutter	Picton

## RAINY RIVER

<i>Name of J.P.</i>	<i>Resident at</i>
D. K. MacGregor	Rainy River
J. W. Walker	Fort Frances
Geo. M. Hughes	Barwick
Louis Hamel	Mine Centre
Dudley H. Thomas	Emo
W. Wright	Atikoken

## RENFREW COUNTY

Alex. MacGregor	Whitney
Leonard Knuth	Golden Lake
J. W. S. Wilson	Arnprior
J. R. Lockhart	Pembroke
J. F. McDonald	Chalk River
Norman Reid	Westmeath
John C. McIntyre	Eganville
Duncan Stewart	Douglas
James Bennie	Beachburg
Andrew Devine	Renfrew
J. H. Zummach	Killaloe
H. J. Chapeskie	Barry's Bay
Dan. McDonald	Cobden

## SIMCOE COUNTY

Grant Hill	Orillia
R. S. Cameron	Collingwood
F. Cook	Midland
W. F. Strangways	Beeton
A. W. Smith	Barrie
Jas. Lazonby	Coldwater
T. A. Stone	Hawkestone
G. C. Allan	Lefroy
J. A. Corbett	Thornton
Geo. Livingstone	Tottenham
J. Hatton	Penetang
Elwood Dunn	Alliston
Herman J. Charlebois	Penetang
E. M. Garrity	Barrie
N. Ball	Orillia
Miss Jean Canning	Orillia
John Dunn	Alliston
John MacAulay	Elmvale
Denis Nolan	Bradford

## STORMONT-DUNDAS-GLENGARRY

Jas. Dixon	Maxville
Allan McInnis	Iroquois
Walter Beckstead	Morrisburg
M. S. Beckstead	Williamsburg
C. W. Casselman	Chesterville
D. K. MacLean	Finch
J. E. Tallon	Cornwall
Edward MacGillivray	Alexandria
Alex. L. McDermaid	Apple Hill
Archibald Tobin	Lancaster
D. D. McCuaig	Bainsville
Willis O. Sheets	Farran's Point
Robert Steven	Cannamore
Nelson McRae	Moose Creek
W. N. Begg	Monckland
Allan Campbell	Dalkeith
John Fraser	Glen Sanfield
Ovila Larin	Cornwall
Hugh McMaster	Winchester

## SUDBURY DISTRICT

Donald Cameron	Sudbury
T. R. Serre	Chapleau
A. Desutels	Coniston

## JUSTICES OF THE PEACE—Continued

<i>Name of J.P.</i>	<i>Resident at</i>
Dr. J. E. McLean	Capreol
John Brown	Markstay
M. J. Lee	Foleyet
J. R. Sine	Foleyet
Robert Streich	Webbwood
Miss M. J. Dubeau	Warren
C. A. Fisher	Gogama
J. E. Pellow	Chapleau
J. Donnelly	Garson Mine
Martyn Somers	Cartier
L. S. Eiler	Falconbridge
Joe Dignard	Sudbury
Thos. Mulligan	Creighton Mine

## TEMISKAMING DISTRICT

A. A. McKelvie	New Liskeard
T. G. Towne	Englehart
F. H. Trudeau	Kirkland Lake
Harry Clifford	Haileybury
Dr. J. G. McKee	Elk Lake
Alex. Mackay	Larder Lake
John K. Martyn	Metachewan
T. W. Greenlees	Cobalt
J. W. McBain	Kirkland Lake
J. A. Montague	Gowganda
Herb. Bennett	Cain

## THUNDER BAY DISTRICT

E. J. O'Brien	Schrieler
James Smyth	Nipigon
L. J. B. Boldue	Port Arthur
John McLure	Fort William
Wm. Davies	Fort William
George A. Grant	Geraldton
J. C. Hamilton	Port Arthur
Aarne Pajunen	Fort William
D. L. Trennells	Upsala
A. McNaughton	Fort William
L. A. Laliberte	Raith
W. D. Vanderburgh	Dorion
J. S. Cordingley	Nakina
George M. Johnston	Hymers
William Fleming	Quorn
Richard Pifer	Kakabeka Falls
Martin Doyle	Kaministiquia
G. B. Weiler	Jellicoe
Eric A. Noble	Jellicoe

## VICTORIA COUNTY

W. C. Moore	Bobcaygeon
Sidney Vaughan	Omeme
J. B. Codd	Kirkfield
Alex. M. Patton	Lindsay
W. E. Weldon	Oakwood
J. P. Campbell	Woodville
James Grieve	Coboconk
Arthur W. Robson	Fenelon Falls
Harry C. Brown	Lindsay
Dennis O'Leary	Downeyville
Chas. Robinson	Lindsay

## WATERLOO COUNTY

Dr. W. L. Hillard	Waterloo
B. W. Zieman	Preston
Berne Flynn	Hespeler
Harry Nahrgang	New Hamburg
Arthur M. Quick	Galt
W. W. Martinson	Elmira

<i>Name of J.P.</i>	<i>Resident at</i>
L. D. Leves	Kitchener
Chas. R. Phelps	Kitchener
Dr. J. H. Engel	Waterloo
A. J. Saunders	Wellesley
Jos. McCartney	Galt
Hubert Diss	St. Clemens
L. A. Heimler	Linwood
Samuel Cassel	Kitchener
R. K. Cowan	Ayr
F. E. Page	New Dundee

## WELLAND COUNTY

Hugh J. Reilly	Welland
A. P. McAvoy	Port Colborne
D. J. C. Munro	Thorold
George B. Honey	Fort Erie
V. H. Bowen	Niagara Falls
G. A. M. Kaumeyer	Chippawa
Chas. Shepard	Crystal Beach
E. O. Disher	Ridgeway
Leonard M. Mathews	Crowland
A. M. Clark	Fonthill
E. R. Buck	Crystal Beach
Frank King	Willoughby
Jonas House	Niagara Falls
A. S. Baker	Stevensville
J. D. Watts	Welland
Geo. F. Broadley	Fort Erie

## WELLINGTON COUNTY

Adam A. Armstrong	Fergus
A. Hellyer	Kenilworth
W. Templeman	Guelph
J. M. Small	Arthur
James Justice	Erin
Jos. J. Pritchard	Harriston
Clarence Kelso	Guelph
George Y. Donaldson	Palmerston
Chas. M. Allen	Flora
Edgar Ekensweller	Clifford
Lorne J. Philpott	Morrison

## WENTWORTH COUNTY

W. M. McClelland	Hamilton
Hugh Bertram	Stoney Creek
John Connon	Waterdown
Harry Burville	Hamilton
Eric Howell	Hamilton
J. F. Vance	Hamilton
Lloyd Spalding	Hamilton
George F. Jelfs	Hamilton
H. A. Burrell	Hamilton
C. W. Howey	Hamilton
R. H. Foster	Bd. of Education, Hamilton
J. F. Berry	Hamilton
George T. Sellens	Hamilton
T. R. B. Robertson	Hamilton
George W. Rushton	Dundas
Wm. Wood	Beverly
James Gray	Freelton
Bruce Hyslop	Greensville
Herwood Allan	West Hamilton
John Leith	Hamilton
Thos. Binkley	Hamilton
Robt. C. Gardiner, 224 Sherman A.,	Hamilton
M. R. Stenabaugh	Lynden
Fred Tremaine	Hamilton

JUSTICES OF THE PEACE—*Continued*

YORK COUNTY		<i>Name of J.P.</i>	<i>Resident at</i>
<i>Name of J.P.</i>	<i>Resident at</i>		
L. W. Hollingsworth.....	Kettleby	Wm. A. Michael.....	337 Oakwood, Toronto
W. J. Farr.....	Weston	S. Reynolds.....	53 Bala Ave., Toronto
C. Coxhead.....	Mimico	George A. Keeler.....	City Hall, Toronto
Dr. E. D. Skuce.....	Long Branch	John Parke.....	40 Exeter Ave., Toronto
W. J. Noble.....	Mount Dennis	Harold R. Pattison.....	Toronto
Clarence C. Downey.....	Swansea	Walker Holborne.....	Sutton
Frank R. Langstaff.....	New Toronto	Stephen Barrett.....	Islington
Robert Penney.....	North Weston	Norman W. Burrows.....	Sutton
P. W. Pearson.....	Newmarket	H. N. Pickford, 417 Spadina Rd.,	Forest Hill
Irwin Watts.....	Aurora	Robert Gray.....	Toronto
Jack E. Smith.....	Richmond Hill	Harry Phillips.....	Lambton
J. G. Whitmore.....	Woodbridge	C. B. Morgan.....	Baby Point
D. F. Williams.....	Markham	John L. Smith.....	Queensville
Benjamin B. Jackson.....	Toronto	Lyle Stewart.....	Schomberg
Cyril V. Lynn.....	Toronto	O. E. A. Elliott.....	Willowdale
James Rennicks.....	Toronto	Edwin Kirk.....	Kettleby
Bruce Taylor.....	Toronto	Arch. Pilkey.....	Agincourt
Arthur L. Tinker.....	Toronto	A. B. Law.....	Toronto
Orry St. G. Freer.....	Toronto	J. W. Muirhead, 135 Sutherland Ave.,	Leaside
John A. Marshall.....	Toronto	Henry Barker.....	Thistletown
J. A. L. MacPherson.....	Islington	J. A. Bremner, 255 Vaughan Road,	Toronto
Major Joseph E. Rogers.....	Toronto	Bert Nolan.....	Stouffville
J. L. Brown.....	Toronto	Wilmot Riddell.....	Baldwin
W. H. Walters.....	Toronto	Gordon T. Williams, 24 Nesbit Dr.,	Toronto
Douglas Webster.....	Toronto	Wallace Bunton.....	Toronto
J. M. Walton.....	Aurora	T. Harry Saunders.....	Toronto
Leslie Mount.....	Kettleby	H. Dudley Waters.....	Highland Creek
George Stagg.....	Toronto	Lt.-Col. Wm. W. Soden-Irwin.....	Toronto
J. C. Craddock.....	Toronto	Reuben Levy.....	Palmerston Blvd., Toronto
George H. Powell.....	Toronto	Maj. Harry Snelgrove.....	Toronto
Geo. Crighton.....	Toronto	W. A. Armstrong.....	Humber Bay
Thos. J. Donnelly.....		Wilbert Marshall.....	Islington
	304 Silverthorn Ave., Toronto	Louis Fine.....	16 Tyrrel Ave., Toronto
		Chas. S. Lewis.....	11 Spruce Hill Rd., Toronto

## Magistrate, Provincial Jurisdiction

Col. W. W. Denison

## Justices of the Peace, Provincial Jurisdiction

Cyril V. Lynn.....	Toronto
John A. Marshall.....	Toronto
Hon. Senator Frank P. O'Connor.....	Toronto
Hugh R. Polson.....	Toronto
James Rennicks.....	Toronto
Chester S. Walters.....	Toronto



## Appointments

## APPOINTMENTS

## MAGISTRATES

M. D. McCrimmon, St. Thomas, Ontario, appointed by *Order-in-Council*, 14th October, 1936.

A. A. Winter, Simeoe, Ontario, appointed, *pro tem*, by *Order-in-Council*, 22nd June, 1936.

Judge D. O'Connell, Toronto, Ontario, appointed Senior Magistrate for District No. 6 by *Order-in-Council*, 1st March, 1936.

W. M. Cooper, Sudbury, Ontario, appointed by *Order-in-Council*, 1st April, 1936.

## SHERIFFS

Wallace Mason, Simeoe, Ontario, to be Sheriff in and for the County of Norfolk.—*Order-in-Council*, 22nd February, 1936.

J. T. Field, Cobourg, Ontario, to be Sheriff in and for the United Counties of Northumberland-Durham.—*Order-in-Council*, 7th March, 1936.

William Paschal Deroche, of the Town of Napanee, Esquire, to be Sheriff in and for the County of Lennox and Addington.—*Gazette*, 21st March, 1936.

T. K. Slaek, Orangeville, Ontario, to be Sheriff in and for the County of Dufferin.—*Order-in-Council*, 15th June, 1936.

W. H. S. Cane, Toronto, Ontario, to be Sheriff in and for the County of York.—*Order-in-Council*, 16th July, 1936.

H. Baseom, Whitby, Ontario, to be Sheriff in and for the County of Ontario.—*Gazette*, 18th September, 1936.

J. A. Harstone, Peterborough, Ontario, to be Sheriff in and for the County of Peterborough.—*Gazette*, 17th October, 1936.

Herald Thompson, of Port Arthur, to be Sheriff for the District of Thunder Bay.—*Gazette*, 17th October, 1936.

## SURROGATE JUDGES AND LOCAL MASTERS, S.C.O.

His Honour J. A. Stanbury, of the City of St. Catharines, Judge of the County Court of the County of Lincoln, to be Judge of the Surrogate Court in and for the said County of Lincoln, in the room and stead of His Honour J. S. Campbell, effective from the 2nd of November, 1936.—*Gazette*, 17th October, 1936.

His Honour E. Ainslie Wright, of the Town of Braecbridge, Judge of the District Court of the Provisional Judicial District of Muskoka, to be Judge of the Surrogate Court in and for the said District of Muskoka, in the room and stead of His Honour A. A. Mahaffy, retired.—*Gazette*, 17th October, 1936.

His Honour J. A. S. Plouffe, of the City of Sudbury, Judge of the District Court of the Provisional Judicial District of Nipissing, to be Judge of the Surrogate Court in and for the said District of Nipissing, in the room and stead of His Honour T. F. Battle, deceased.—*Gazette*, 17th October, 1936.

His Honour D. B. Coleman, of the Town of Whitby, Judge of the County Court of the County of Ontario, to be Judge of the Surrogate Court in and for the said County of Ontario, in the room and stead of His Honour J. E. Thompson, deceased.—*Gazette*, 17th October, 1936.

His Honour Archibald Cochrane, of the Town of Brampton, Judge of the County Court of the County of Peel, to be Judge of the Surrogate Court in and for the said County of Peel, in the room and stead of His Honour T. H. Grout, deceased.—*Gazette, 17th October, 1936.*

His Honour James Parker, of the City of Toronto, to be Judge of the Surrogate Court of the County of York.—*Gazette, 20th June, 1936.*

#### CROWN ATTORNEYS AND CLERKS OF THE PEACE

H. W. Macoomb, of the City of Welland, Barrister-at-Law, to be Crown Attorney and Clerk of the Peace, *pro tempore*, in and for the County of Welland.—*Gazette, 25th April, 1936.*

Norman Borins, of the City of Toronto, Esquire, Barrister-at-Law, to be Assistant Crown Attorney in and for the County of York and City of Toronto.—*Gazette, 20th June, 1936.*

Earle C. Popham, of the Town of Kenora, Esquire, K.C., to be Crown Attorney and Clerk of the Peace in and for the District of Kenora.—*Gazette, 11th July, 1936.*

Edward A. Tilley, Barrister-at-Law, of the City of North Bay, to be Crown Attorney and Clerk of the Peace in and for the Provisional Judicial District of Nipissing from the 1st of October, 1936.—*Gazette, 17th October, 1936.*

Henry M. Taylor, Barrister-at-Law, of Sarnia, Ontario, to be Crown Attorney and Clerk of the Peace in and for the County of Lambton, *pro tempore*, in the room and stead of Hector Cowan, deceased.—*Gazette, 7th November, 1936.*

J. A. A. Duraneeau, Barrister-at-Law, Cochrane, Ontario, to be Assistant Crown Attorney in and for the District of Cochrane, effective from October 16th, 1936.—*Gazette, 7th November, 1936.*

#### LOCAL REGISTRARS, SURROGATE REGISTRARS AND COUNTY OR DISTRICT COURT CLERKS

Gordon H. Tennant, of the City of London, Ontario, to be Clerk of the County Court and Local Registrar of the Supreme Court in and for the County of Middlesex.—*Gazette, 21st March, 1936.*

Gordon Tennant, of the City of London, Ontario, to be Registrar of the Surrogate Court in and for the County of Middlesex.—*Gazette, 17th October, 1936.*

T. K. Slack, of the City of Orangeville, Ontario, to be Local Registrar of the Supreme Court, Clerk of the County Court and Surrogate Registrar in and for the County of Dufferin.—*Order-in-Council, 10th June, 1936.*

J. A. Harstone, of the City of Peterborough, Ontario, to be Local Registrar of the Supreme Court, Clerk of the County Court and Surrogate Registrar in and for the County of Peterborough.—*Order-in-Council, 24th September, 1936.*

R. E. Stone, of Sault Ste. Marie, to be Local Registrar of the Supreme Court, Clerk of the District Court and Surrogate Registrar in and for the District of Algoma.—*Gazette, 17th October, 1936.*

James Clarence Collieran, of the City of Port Arthur, to be Local Registrar of the Supreme Court, Clerk of the District Court and Surrogate Registrar in and for the District of Thunder Bay.—*Gazette, 17th October, 1936.*

## REGISTRARS OF DEEDS AND LOCAL MASTERS OF TITLES

Fred Slade, of Fenella, to be Registrar of Deeds in and for the Registry Division of West Northumberland.—*Gazette, 20th June, 1936.*

Walter Rogers, to be Registrar of Deeds for the Registry Division of the County of Grenville as and from the 1st day of January, 1936.

J. A. R. Elliott, Port Hope, Ontario, to be Registrar of Deeds for the Registry Division of the County of Durham.—*Order-in-Council, 1st July, 1936.*

R. E. C. McDonald, Glencoe, Ontario, to be Registrar of Deeds for the Registry Division of the County of Middlesex, West, as and from the 1st day of March, 1936.

J. V. Graydon, Picton, Ontario, to be Registrar of Deeds for the Registry Division of the County of Prince Edward as and from the 11th day of March, 1936.

Christopher M. Forbes, of Perth, Ontario, to be Registrar of Deeds in and for the Registry Division of North and South Lanark.—*Gazette, 17th October, 1936.*

Miss Isabelle Wilson, of Fort William, to be Registrar of Deeds and Local Master of Titles in and for the Registry Division of Thunder Bay.—*Gazette, 17th October, 1936.*



## Observations, Directions and Decisions

## OBSERVATIONS, DIRECTIONS AND DECISIONS

LOCAL REGISTRARS OF THE SUPREME COURT OF ONTARIO  
 LOCAL MASTERS OF THE SUPREME COURT OF ONTARIO  
 COUNTY AND DISTRICT COURT CLERKS, AND  
 SURROGATE REGISTRARS

## RE SEARCHES UNDER BILLS OF SALE AND CHATTEL MORTGAGES ACT

I have been asked what is the proper fee for Searches, etc., under The Bills of Sale and Chattel Mortgages Act, and I ruled as follows:

There seems to be some discrepancy regarding the proper amounts charged for Searches, etc., under The Bills of Sale and Chattel Mortgages Act. The fees, as I understand it, are as follows:

For a general Search.....	\$ .50
For a Search as to any particular person.....	.10
(1927, c. 41, s. 9 (1).)	

For production and inspection of any instrument or document...	.10
--	-----

Clauses c, d, and e of Section 4 of The Conditional Sales Act, being Chapter 165, R.S.O. 1927, provide as follows:

For a general Search.....	.25
For a Search as to any particular person.....	.10
For the production or inspection of any copy or document filed....	.10

I understand that there is a difference of opinion as to the meaning of the words "general search". Some offices have charged 50 cents for a Search as to a Chattel Mortgage irrespective of the number of names searched. Some Clerks hold that the fee should be 10 cents and that the 50 cents charge is only where the searcher is on a general fishing expedition, and more than five names are searched. In other words, when a person comes into the office to search Chattel Mortgages against John Doe, the fee should be 10 cents. If he comes in to search several names, then it becomes a general Search.

## RE NOTICE OF TRIAL

I was advised by a solicitor that a Registrar had raised the objection that the solicitor be required to serve a Notice of Trial ten days before he set the action down for trial. The solicitor argued that it was no business of the Registrar when the solicitor served his Notice of Trial. My ruling was—The rule is that it is no business of the Registrar under Rule 248 as to when the solicitor serves the Notice of Trial, as long as he serves it ten days before the Sittings. The solicitor does not produce the Notice of Trial to the Registrar. He takes the responsibility himself.

## RE MORTGAGORS AND PURCHASERS RELIEF ACT

In an application under Section 17 of The Mortgagors and Purchasers Relief Act of 1933 a situation arose which was brought to my attention. Section 17, speaking generally, provides for a mortgagee giving notice, Form 1, when the mortgage is in arrear. Under section 17 (1) the mortgagor may then make an application to the mortgagee, submitting some proposition. Then under subsection 11 of section 17, if the mortgagee does not accept the proposition, he must notify the mortgagor to that effect in writing. Then "such applicant (meaning the mortgagor) may then, within ten days of such service or the receipt of such notice, apply *ex parte* to the Judge for an appoint-

ment to hear the case, and shall give two days' notice in writing to the mortgagee, etc., of such application". The point that gave trouble was that section 17, subsection 11, in one breath says that the application is made by the mortgagor *ex parte* and in the next breath says that he must give two days' notice of the application to the mortgagee. I wrote the enquirer as follows:

When the Act came into effect in 1933 considerable argument arose as to the meaning of the words "such applicant may then, within ten days of such service or the receipt of such notice, apply *ex parte* to the Judge for an appointment to hear the case, and shall give two days' notice in writing to the mortgagee, etc., of such application". It was understood from enquiries then made that the provision requiring two days' notice was inserted in order that the mortgagee would know what was going on, and in order to fix a period of time after which, when no notice was received, the mortgagee could exercise any rights under his mortgage. There is no doubt but that you are correct when you state that the language is somewhat paradoxical, and I may say that it was suggested to the Attorney General in 1934 that the section be amended by either striking out the provision for the two days' notice or in the alternative by striking out the words "*ex parte*", but the Government for some reason did not see fit to make any change.

The construction of this part of Section 17 has never come before the Court, and in the absence of any judicial decision on the point, the interpretation placed on the words quoted here is that the applicant is entitled to make his application for an appointment *ex parte*, but has to notify the mortgagee that he is going to make such application. In practice the mortgagee considers such notice as notice that the applicant has complied with the provisions of the section, and does not appear on such application unless he feels that the applicant had not made out a *prima facie* case, and wishes to oppose the granting of an appointment.

#### RE THE WOODMAN'S LIEN FOR WAGES ACT

I have been asked as to the proper fee in connection with filings in the above Act, and I ruled that the proper fee is fifty cents upon the filing of a lien claim. When a Writ of Summons is issued, the usual fee of \$3.00 is charged, and if there is Writ of Attachment then the fee of \$1.00 is charged for that.

#### RE COMPANY'S SHARES — FEES ON

There has been a good deal of difficulty regarding whether or not a Surrogate Registrar should charge a fee upon the shares of a Company, held by the estate, and I accordingly obtained a ruling from the Solicitor under The Succession Duties Act. This ruling is as follows:

"As to whether or not the shares in question referred to in the solicitor's affidavit of February, 1936, are property within Manitoba, the following rules would apply:

1. If the shares are fully and effectually transferable in more than one place, even though Ontario is not one of those places, they then constitute property within the jurisdiction where the certificates themselves are found. If that is the case with respect to these particular shares, and the certificates no doubt being within Ontario, they would be property within Ontario.
2. If, however, these shares are transferable only in one place, and that one place is elsewhere than Ontario, then the shares would not be property within Ontario, as the rule is that they have a local situs under such circumstances, where they are transferable.

Notwithstanding the existence of the last above mentioned circumstances, if such shares were endorsed in blank or otherwise in bearer or street form, or transferable by delivery, then they would be property situate where the certificates themselves are found. In other words, before advising whether or not they are entitled to a refund of law stamps, it would seem some further information has to be obtained.

#### RE TAXATION OF COSTS

A Local Registrar wrote as follows:

"A local solicitor issued a special endorsed Writ in the District Court for an amount within the jurisdiction of the Supreme Court. No appearance has been entered, and he is now preparing to sign default judgment.

"He thinks I should tax the costs on the Supreme Court scale on the ground that the action is being 'disposed of' by the Court. I have ruled otherwise."

In this case I ruled that the Registrar was correct, and that the costs were taxable on the lower scale.

#### RE CHATTEL MORTGAGES — FEE FOR REGISTERING

I have again been asked as to the proper fee for the registration of a Chattel Mortgage, and I ruled as follows: "I have ruled many times that the proper fee is fifty cents on the registration of a Chattel Mortgage. If the person registering the same desires to have the number, he is entitled to this without further charge. If he wants a certificate, then the fee is twenty-five cents. As a rule, the person attends the office, pays the fifty cents, is told the number, and that is all there is to it. If there is any variation and I am advised, I will correct the same."

#### RE STAMP ACT

A Local Master of the Supreme Court asked me as to his duties regarding the Stamp Act, etc., and I wrote as follows: "It would appear that a Local Master should keep a working diary or blotter, in which he should put the step that has been taken quite briefly, and then insist that the proper stamps are affixed to the documents by the Registrar. Then, when my Auditor appears on the scene, all he has to do is to ask you for the diary or blotter, or whatever you care to call it, get the names of the cases, and then ask the Local Registrar for the files, and check to see if the stamps have been affixed. This would seem to be a very simple method of procedure, and I trust you will see your way clear to follow it."

#### RE CHATTEL MORTGAGES

A Clerk of the County Court wrote to me advising of the difficulty he was having in compelling mortgagors in Chattel Mortgages to describe their occupation in the instruments. He pointed out that there appeared to be no explicit requirement in the Act covering the point. I wrote to him as follows: There is no provision compelling mortgagors to insert their occupation in a chattel mortgage. A Clerk, therefore, is not entitled to refuse the registration on that account. More than half of the chattel mortgages registered in the office of the Clerk of the County Court of the County of York omit the occupation of the mortgagor.

It is rather dangerous for a Clerk to refuse registration of a chattel mortgage under any circumstances whatever. It is the function of a Judge to say whether a chattel mortgage is valid or invalid, and when a Clerk takes upon himself this, he is courting trouble.

## RE FEES

A Local Registrar wrote in to me asking for an interpretation of Rule 252 of the Supreme Court Rules of Practice. His letter was on March 9th. I answered him as follows on March 23rd:

"I am in receipt of your favour of the 9th instant, and regret the delay in answering the same, caused by my absence from the city.

"I have gone into this matter, and I would consider that the solicitor you mention is correct. An action adjourned to a subsequent sittings is one 'not tried or disposed of' quite as much as if it were not heard because not reached on the list, and no second fee for entering it is payable. The request for an adjournment is in no sense a withdrawal."

## RE MECHANIC'S LIEN

A County Court Clerk wrote in to me asking what was the fee for attending at the trial of a Mechanic's Lien action. I wrote as follows: I beg to advise you that it has been laid down by the Auditor of Criminal Justice Accounts that if the Lien action is tried in a formal way in court where the officials and the solicitors are gowned, the Registrar is entitled to \$4.00 a day, but if the trial is held in Chambers, then no fee is payable.

## REGISTRARS OF DEEDS AND LOCAL MASTERS OF TITLES

## RE BACHELOR'S DECLARATION OF CELIBACY

In 1919 "A" conveyed a small lot in a village to "B". The conveyancer omitted to register the Deed. Since then both "A" and "B" have died. The executor of "B"'s estate sold the property for \$35.00. "A" was a bachelor. On tendering the old Deed for registration the Registrar demanded a declaration of celibacy or a Judge's Order, and as the land was sold for so little, the solicitor asked to have the requirement waived. I ruled that I was powerless in the matter. I stated that the Statute was very clear, and prohibited the registration of the document without either a declaration of celibacy or a Judge's Order.

RE ASSIGNMENT OF MORTGAGE COVERING MORTGAGES IN  
ONE MUNICIPALITY

I have been asked as to the proper fee for registering an assignment of a Mortgage which covers several different Mortgages in one municipality, and I advised as follows: The proper fee, if this document is recorded in full, is the ordinary charge for an instrument under Section 92, subsection (a), namely, the regular charge plus the extra charge for foliage. It is to be treated as an ordinary transfer or other document, only, of course, if there are extra lots, then an extra charge is payable, as provided by the section. If, on the other hand, you attempt to register the document not in full, then the other schedule applies.

## RE EXECUTOR PATENTEE

The point has been raised with me as to whether or not an executor who is a patentee holds the lands upon the trusts and for the purposes to which the same is applicable by law. I ruled as follows: My view, and I believe the view held and followed in this office by my two predecessors, is that once an executor avails himself of the Land Titles provision and has applied and been entered under The Land Titles Act as such executor, he holds it as if he were the deceased owner in person, and any future dealings have to be through such

executor. Those who claim under the Will cannot deal independent of the executor in such a case. Section 12 of Chapter 148 expressly allows the Land Titles Act to govern. We have followed the practice of having the executor get the concurrence, in some cases, of those who under the Will would otherwise have been entitled to the land. This is a safe practice, and has, I believe, proved satisfactory to careful, experienced solicitors.

#### RE LAND TRANSFER TAX

A solicitor wrote to me as follows:

"I have a Deed ready to be registered wherein "A" conveys a farm to "B", upon which there is a mortgage of \$1,520.00, which "B" assumes, and, while there is no cash paid, "B" covenants to pay to "A", or the wife of "A", the sum of \$1,000.00 each year as long as "A", or his wife, is living. "A" is sixty-nine years of age, and his wife is sixty-seven. Upon the failure of "B" to make any of the said payments, the property automatically reverts to "A".

"There is, of course, a transfer tax on the mortgage assumed by "B", but the Registrar and I are at a loss to know what tax should be paid on the annuity, if any. The equity in the farm is at present worth about \$8,000.00."

My answer to him was: I am in receipt of your favour of the 10th instant, and would advise you that the value of these annuities is based on the Dominion Government tables. The present value of an annuity for a man aged sixty-nine, to pay him \$1,000.00 a year, would be \$9,620.00. This, of course, is a greater sum than the value of the equity in the farm. I would suggest one of the two following courses:

- (1) Payment of tax on the value of the equity plus mortgage encumbrance verified by assessment or affidavit of value;
- (2) Submission of the Deed with particulars of the transaction to the Provincial Treasurer for his determination of the tax.

I think the second course is preferable, and is the one I would recommend.

#### RE CELIBACY

I was asked as to whether or not a declaration was necessary regarding the celibacy of an executor of an estate, and I ruled that when an executor conveyed and released property he did so as an executor, and that, therefore, the question as to his celibacy did not arise.

#### RE NECESSITY OF LETTERS PROBATE

The question arose as to whether or not it was necessary to prove a Will in Ontario when the same had been proved in Alberta, in order that mining property in Ontario could be dealt with. I ruled that the safer practice when the Local Master had been advised, or had knowledge that there was a Will, was to insist upon it being proved in Ontario, to guard the Local Master against any question as to the genuineness of the Will.

#### RE PLANS

I received a letter from a Registrar, which runs as follows:

"I have just been asked to provide an Abstract in respect to a couple of lots in the Township of Strong. I find that upon one of these lots has been recorded a plan put on in 1885, upon which 57 lots were laid, and of course new Abstract Index entries were made, one for each lot so laid out. I find that subsequent to the registration of the plan several Deeds were

recorded upon both lots in question, whereby the grantor in each case purported to convey the whole of each lot, and yet not one of these instruments appears on the lots subdivided or any of them. I can find nothing bearing upon this particular point in the Act, and I am doubtful whether the Registrar should have taken cognizance of these subdivided lots in making the registration, or whether he should have insisted upon some qualifying words whereby the lots on the plan were eliminated."

I wrote him in answer, and gave my ruling, which was: It is quite clear to me that where any land has been subdivided and a plan of such subdivision has been registered, all instruments thereafter should conform and refer thereto. See Section 80, subsection 11.

Should it be that this requirement has not been adhered to, a Registrar, for his own protection, upon discovering a lack of conformity to the law, should enter the improperly abstracted document, in its order of registration, on the Abstract of the subdivision plan on every lot affected, with a note to the effect that the document, though not properly describing the land, does nevertheless appear to affect the lot on such subdivision plan. He would then be in a position to give an Abstract on any part of the land shown on the last registered plan.

It is sometimes argued that because an instrument has been registered having an obsolete description, further registration may be made where the same description is used. This is a wrong assumption, as the only provision along this line is that of Section 83, which provides that documents referring to an unregistered plan, having been accepted by a Registrar, subsequent registrations having the same description, must also be accepted. Therefore it would seem to be the duty of a Registrar in the case of a properly registered plan of a subdivision to enforce the use of a proper description in instruments tendered for registration, notwithstanding the use of erroneous descriptions in prior registered documents. As regards the Abstract, which the Registrar is asked to prepare, it should be made in respect to the lots shown on the subdivision plan, and not according to the original lots.

#### RE DISCHARGE OF MORTGAGE

"A" died in Manitoba leaving an estate, among the assets of which was a small balance due on a mortgage in Ontario. The Will was proved in Manitoba, and I was asked if the Registrar could accept a Discharge of the Mortgage with a copy of the Letters Probate issued in Manitoba, and I wrote as follows: As regards the registration of a Manitoba Probate for the purpose of discharging a mortgage registered in a Registry Office, without resealing by an Ontario Court, I think it is quite in order to do so. The Manitoba Probate may be treated in the same way as an Ontario Probate, viz. registered by way of verified copy or certified copy. Consent to registration by the Treasurer of Ontario must be had.

Mr. Justice Middleton in *Green vs. Flett* (1913) 29 Ontario Law Reports, page 103, 13 D.L.R., p. 547, 4 O.W.N. p. 1388, says a foreign probate need not be resealed to enable executors to execute a proper Discharge of Mortgage in Ontario. The power of executors, he says, is conferred by the Will and not through the Probate. He was dealing with an English Probate. The principle, I should think, would obtain respecting a Probate issued from any Court outside of the Province of Ontario.

#### RE DUTY OF REGISTRAR TO SEARCH

I again had the question put to me regarding the duty of a Registrar of Deeds to search before accepting a document for registration, and my ruling was that a Registrar is not bound to make a search every time a document is

brought in, to see whether or not he may register it. I think that the Statute contemplates this, because you will note that subsection 3 states that upon registration of the notice no Deed . . . shall be registered in the Registry Office . . . unless the consent in writing of the Chairman is endorsed thereon. Please note that it goes on to say that until such consent is so endorsed thereon, no land or any interest therein so conveyed or dealt with by a pensioner shall vest in any person named in such document. It would appear to me quite clear that, although the document probably does not vest, I do not think the Registrars should have any duty cast upon them to make a search every time a document is brought in.

#### RE DISCHARGE OF MORTGAGE

A firm of solicitors wrote to me advising me that they found in the Abstract of Title a Mortgage and a Discharge, the Discharge having been registered in February, 1922, but on enquiry at the office as to why the Mortgage and Discharge had not been ruled out, the solicitors were told that it was because the Discharge was defective. The solicitors passed the matter on to me, and my ruling was: I have very carefully gone into this matter, and it seems to me that I could not order a Registrar to strike out a mortgage unless the Registrar is satisfied that the Discharge complied with the provisions of the Act in every particular. The form of Certificate of Discharge provided by The Registry Act, being a creature of the Statute, must be strictly adhered to, if it is to operate as a release and reconveyance of the mortgaged lands to the mortgagor. There are many rulings as to this.

Frequently a certificate does not comply with Section 64 of The Registry Act, inasmuch as assignments of Mortgage, powers of attorney, Letters Probate, etc., are not properly recited, and there have been cases where only one of the mortgagees had executed the instrument, and also where assignees have purported to discharge where a part only of the lands mentioned was set out in the assignment. It was never intended that an instrument of this nature, which is not a Discharge at all, should empower the Registrar to score out the Mortgage.

#### RE FEE FOR REGISTERING F. O. F.

A solicitor wrote in regarding the fees chargeable for registering a Certificate of Final Order of Foreclosure, and I wrote as follows: Court Orders, including Vesting Orders, Foreclosure Orders, etc. It is the usual practice to present for registration a certificate of the Final Order which is deposited in the Registry Office, and the fees for this would be the fees set out in Section 92 (a) and (b). This would be \$2.50.

If the original order accompanies the certificate, and the Registrar is asked to certify on the original as to the registration, then he places on the original Order his certificate, and in all such cases in addition to the fees as provided in Section 92 (a) and (b), the Registrar will be entitled, in my opinion, to an additional fee of 50 cents for a certificate endorsed on the original Order.

The word "duplicate" in Section 92 (a) of The Registry Act means a "duplicate original".

#### RE MORTGAGE — COPYING IN FULL

A Registrar wrote in as follows:

"I have received for registration a Certificate of Vesting. The plaintiff held a Mortgage on a certain lot, and by Order of the Supreme Court of Ontario the lot has been vested in the said applicant. Must the Mortgage and assignments be recorded in full the same as in a Final Order of Foreclosure?"



My reply was: I beg to advise you that a Certificate of Vesting does not come within the four corners of the Section describing what documents require the Mortgage to be registered in full. I would, therefore, rule that in this case the Mortgage should not be recorded, as you state.

#### RE DISCHARGE

A solicitor wrote in to me advising me that a Registrar had refused to mark an original Mortgage discharged when it was discharged by a reconveyance. My ruling was: On turning to The Registry Act, Section 61, I find that in the case of a registered Mortgage the Registrar on receipt of a Certificate, Form 10, . . . shall register the same and record it in the Register Book. I then turn to the Amendment of 1929, where I find that when a Discharge of a Mortgage is tendered, there must be tendered with it the original document, and the Registrar shall perforate on the Mortgage the words "Discharge registered".

It would seem to me that these Sections should be interpreted strictly, so that in order to have the Mortgage marked "Discharged" there must be a Mortgage within the meaning of The Registry Act, and there must be a Certificate, Form 10, filed with the Registrar. If this Certificate, Form 10, is not filed with the Registrar, I do not see how he can mark "Discharged" on the original Mortgage or Deed of Trust.

#### RE PRODUCTION OF MORTGAGE

I have ruled that the statement that a Mortgage is one of several held by a Loan or Trust Company and therefore the Mortgage need not be produced, should be a good and sufficient reason for the registration, following along the provisions of Section 61 of The Registry Act.

#### RE FILING PLANS

A Registrar has written in to me regarding the duty of a Registrar to search as to the ownership of a plan when the same is submitted for registration. I wrote as follows: I am in receipt of your favour of the 29th instant, and would advise you that "The Investigation of Titles Act" does not cover the question of the registration of a plan.

I understand, however, that the duty of a Registrar is to see that the applicant for registration appears to have a proper title to the land, and there is no duty cast upon the Registrar to search the title, other than to ascertain if according to the Abstract the applicant has the title I have mentioned.

If I was Registrar, I would simply see that the applicant owned the property, and check up as to encumbrances, etc.

#### RE FARMERS' CREDITORS ARRANGEMENT ACT

A Registrar sent in an Assignment for the general benefit of creditors under The Farmers' Creditors Arrangement Act, and advised me that he had been asked to register the same. I wrote him as follows: I am in receipt of your favour of the 19th instant, and would advise you that the instrument which you have enclosed is not one that can be registered under the provisions of The Registry Act.

I have ruled several times that instruments under The Farmers' Creditors Arrangement Act are not those that can be registered unless they comply strictly with the provisions of The Registry Act. This document does not comply.

Might I point out to you that, as well as having no affidavit of execution, there is no proper description within the meaning of the Act.

## RE REGISTRATION BEFORE PATENT

A Registrar wrote in and pointed out that he had been asked to register some summer resort lots on property that had not been patented, and I wrote as follows: This is one of the difficult Sections in the Act, and I think that all Registrars who happen to have any unpatented lands in their Division should make a list of these lands and refer to the list whenever the Deed comes in of any property that might by any chance be covered by the list mentioned. In other words, there is a distinct prohibition in the Act against such registration, and the Registrar must be on his guard lest he register the conveyance mentioned.

## SHERIFFS

## RE RELIGIOUS RETURN OF PRISONERS

Several Sheriffs have been asking me about this return, and I ruled as follows: I beg to advise you that the Government does not pay any fee for the religious return of prisoners. I understand that in some cases the Sheriffs are making this return and charging it up to the County. If the County does pay it, the County will be out of pocket, because this Government will not repay them.

## RE SEIZURE ON EXECUTION

A Sheriff seized a Mortgage on an Execution. The Execution creditor did not renew the Execution. The Sheriff held the Mortgage in his hands with no Execution. He asked me as to his position, and I wrote as follows: With reference to your enquiry regarding the Mortgage you received on an Execution, it would seem to me that the creditor's solicitors should apply to the Courts under Rule 176 to have the Writ renewed as of the due date, and placed in force with the Sheriff without the necessity of an alias Writ, and then the seizure would remain in force.

## RE LANDLORD AND TENANT — COSTS OF WRIT OF POSSESSION

I was asked by a Sheriff as to the costs incurred on the Writ under The Landlord and Tenant Act, and I wrote as follows: I would advise you that ordinarily a Writ under The Landlord and Tenant Act does not include costs, though there are several where costs are included, so that if the Plaintiff insists, the unexempted goods could quite properly be seized. However, as a matter of fact, there are practically no unexempted goods in such cases. The Writ, nevertheless, is indexed as against goods only.

Supreme Court Writs of Possession by mortgage carry costs as well as the debt itself, and this is what is known as a combined Writ of Possession and Fi. Fa.

It is unnecessary to index a Writ of Possession.

## RE PRISONERS

A Sheriff wrote me as follows:

"A very serious question has come up which I wish you would take up with the Honourable the Attorney General.

"I took a prisoner to Kingston, sentenced to two years in the Penitentiary. The present procedure at the Penitentiary is, before they will admit the prisoner he has to be examined by the prison doctor. This particular prisoner has symptoms of tuberculosis, and the doctor told me if he was sure this man was tubercular, they would not admit him, and I would have to take him back to Haileybury.

"What could I do, if they would not accept a prisoner? The warrant of commitment says I am to convey him to Kingston Penitentiary, and they are to accept him. If they will not do so, what shall I do with the prisoner?"

"Any Sheriff may find himself in this predicament and not know what to do. Please advise."

My ruling in this case was as follows: Under The Penitentiary Act, Chapter 154, R. S. C. 1927, the prisoner, when refused by the Penitentiary on the ground that he is suffering from infectious or contagious disease, must be brought back and kept in his former custody.

However, under The Prisons and Reformatories Act, Chapter 148, Section 4, the Lieutenant-Governor can order a prisoner to be removed to any place for safe keeping or to any gaol named in his order, so that if a Sheriff from a distant place like Haileybury found himself with a prisoner so far removed as Kingston, he could get this order under Section 4, and leave the prisoner at Kingston gaol, and if necessary the prisoner could be removed, for instance if he were tubercular, to a Sanitarium.

#### RE FEES FOR SERVING SUBPOENAS

A Sheriff wrote me as follows:

"Under Section 20, Schedule 'A', I am allowed twenty cents per mile 'travelling in going to execute warrant or serve subpoena or returning with a prisoner per mile actually travelled'. I have interpreted this to mean that I get mileage both coming and returning, and I have been informed that this was the previous custom.

"Apparently the Auditor takes a different view, since he disallowed half of my mileage charge in the Maracle murder case, where I had to travel over a great part of the Indian Reserve, and spent a vast amount of time hunting up Indian witnesses. However, I have no doubt that you have made a ruling in this matter, and will be glad to have your finding."

My answer was: I am in receipt of your favour of the 8th instant, and beg to advise you that the mileage to Sheriffs for service of subpoenas is governed by R. S. O., Chapter 126, Section 17, subsection 4, which reads as follows: 'The distance travelled from the Court House to the place where a paper is served, etc.' It appears that you have been in error in the past if you have been receiving anything further. This is the ruling of the Auditor of Criminal Justice Accounts.

#### RE COST OF HOLDING PRISONERS

A Sheriff wrote to me asking as to whether the Municipality should pay in certain cases for the maintenance of a prisoner, and my answer was as follows: I beg to advise you that in unorganized districts where a municipality has no municipal lock-up and a prisoner is lodged in the Government gaol by the local Police, the town is responsible for the cost of maintenance of prisoners from the time they are arrested until they are brought before a Magistrate or a Justice and remanded to gaol.

#### RE FEES

A Sheriff wrote in to me as follows:

"Will you please give me a ruling on the following item: Fee under The Jurors Act, Section 101, was amended March 28th, 1929, to read as follows: 'Attending, locking up or feeding Petit Juries, or taking Grand Jurors to inspect institutions, exclusive of disbursements, for each Jury . . . \$4.00.' Does this not mean \$4.00 per day?"

"I would very much like to have, if possible, in a condensed form just what fees a Sheriff is entitled to charge to the Administration of Justice and Counties account, as these items come up for considerable discussion when passing accounts."

My ruling was: The fee for attending, locking up, or feeding Petit Jurors, or taking Grand Jurors to inspect institutions is \$4.00 for each Jury, as provided by Ontario Statutes 19 Geo. V., Chap. 31, Sections 4 and 10.

The fees to which a Sheriff is entitled are found under Schedule "A" of The Administration of Justice Expenses Act, R.S.O., page 1346, and the portion reimbursed to the County is under Schedule "C" at page 1358, the accounts being paid by the County in the first place.

In addition to the above, there are fees authorized under special Acts.

The Sheriffs Act, R.S.O., Chap. 18, Section 39, where a Sheriff is allowed for attendance at the County Court Non Jury \$5.00 per diem and the Crier \$3.00 per diem.

Under Section 65 of The Surrogate Court Rules for attendance at the Surrogate Court in contentious cases certified by the Judge, the Sheriff is entitled to a fee of \$5.00 and the Crier \$3.00 per diem.

Under The Jurors Act, R.S.O., Chap. 96, fees are allowed to Sheriffs as provided by the tariff at pages 1101-2.

#### RE SERVICE OF PROCESS

For some time past the Department of Justice has ruled that when it is necessary to serve process on an inmate of the Kingston or Collins Bay Penitentiaries, it is necessary that that process be accompanied by a Judge's Order permitting the service of such process.

All Sheriffs who receive documents for service at Kingston should, therefore, draw the attention of the persons bringing in these documents to this ruling of the Department of Justice.

#### RE PROCEDURE — SALE OF LAND UNDER EXECUTION

The following ruling was given regarding the procedure in sale of lands under Execution: Before proceeding with the advertisement there must be a return of Nulla Bona endorsed upon the Writ of Fi. Fa. for the very obvious reason that goods must first be answered for by such return. You are no doubt familiar with mode of advertising as set out in Rule 563, and I would call your attention to the fact that advertisements in Clerk of the Peace's office and door of the Court House must be continuously maintained for three months preceding sale.

Then, as to sale, we never sell without a Writ of Venditioni Exponas, which directs the Sheriff to sell for the best price obtainable, and protects the Sheriff and Plaintiff against any action owing to sacrifice sale, and besides, I believe, improves purchaser's title. In order to obtain a Writ of Ven. Ex. our practice is to arrange with plaintiff's solicitor that a nominal bid be made, take no other bids, and the Sheriff postpones the sale until a later date agreeable to your audience, giving the reason, the issue of a further mandate from the Court, *viz.*, the Writ of Ven. Ex. You will then endorse upon the Writ the return as enclosed, and issue to solicitor a certificate setting out such return, and this will be the authority of Clerk or Registrar to issue.

#### CROWN ATTORNEYS

##### RE CORONERS' INQUESTS

It was brought to the attention of the Department during the year that some Crown Attorneys appear to desire to take inquests during the usual office hours, and I pointed out that the Department considered that Crown

Attorneys should be available and co-operate with the Coroners so that inquests might be held in the evenings, etc., inasmuch as it was felt that it was a hardship to ask working men, etc., to give up a half day's pay to attend these inquests.

#### RE FEES

I have been asked by a Corporation as to the accounts submitted by the Crown Attorney, and my answer was: In summary trials of indictable offences a Crown Attorney for attendance at a Police Court on the written request of the Magistrate is entitled to the following fees on completion of the case:

For receiving and examining information .....\$ 2.00

For attendance at Police Court, per case ..... 10.00

as provided by the tariff, R.S.O., page 1354, Item 12, as amended by Order-in-Council of 12th of June, to date from 28th of March, 1929. Three cases only allowed against one prisoner. In summary conviction cases there is no provision for the attendance of the Crown Attorney. If, however, it should be necessary for the Crown Attorney to attend in any special case, I assume his fee would be included in the costs under Sections 735 and 736 of the Criminal Code.

If the prosecution of cases under The Highway Traffic Act, if authorized by the Highways Department, a Crown Attorney is entitled to:

For all work preliminary to hearing and including examination,  
if necessary, of informations, depositions, etc.....\$ 2.00

For conducting the prosecution to judgment..... 10.00

Where case is heard away from County Town and actual  
travelling expenses not exceeding 20 cents per mile one way. 15.00

Where proceedings are taken by a local Constable, I presume the fees of the Crown Attorney, if he attends, would be included in the costs otherwise payable by the Municipality.

#### RE FEES

There seems to be some doubt in the minds of officials as to what fees they should account for, and what fees accrue to them personally, and in regard to this I would again quote the ruling of the Honourable the Attorney General, made in 1926. This ruling is still in force.

"It is my opinion that all public officers should include in their returns made under The Public Officers Fees Act all fees earned by them by virtue of any office held by them under the gift of the Ontario Government.

"This would include any fees earned by virtue of the sale of law stamps; any fees earned by virtue of proceedings under The Dominion Naturalization Act; any fees earned by virtue of Election proceedings, either Provincial or Dominion; and any fees earned by Crown Attorneys in matters where a duty is cast upon them by virtue of their holding the office of Crown Attorney, and likewise any fees earned by any officer where a duty is cast upon him by virtue of his holding office under the gift of the Province of Ontario."

#### MAGISTRATES

##### RE CONCURRENT SENTENCES

A Magistrate wrote in regarding his sentences. In one case he sentenced a man to six months determinate and twelve months indeterminate, and he pointed out that under Section 780 his power to impose sentences was limited to any term not exceeding six months. I pointed out to the Magistrate that

he had not made any blunder, and obtained a ruling from the Deputy Attorney General, which is as follows:

"It is quite true that Section 780 of the Code, and particularly Section 778, dealing with offences under paragraphs (a) and (b) of Section 773, provides that the Magistrate shall convict the prisoner, or the person charged, and commit him to the common gaol or other place of confinement, there to be imprisoned with or without hard labour for any term not exceeding six months. This, however, is subject to certain provisions of The Prisons and Reformatories Act, Cap. 163, Dominion Statutes. There are three Sections to which I would refer you.

"1. SECTION 30. This Section deals with imprisonment in the Reformatory, where the offender at the time of trial does not in age exceed sixteen years, and applies to any offence punishable by imprisonment, and provides for sentence for not less than two years or more than five years, and it is substituted for any other imprisonment provided.

"2. SECTION 46. It is a general Section, which gives every Court in the Province of Ontario, before which any person is convicted for an offence against the laws of Canada, punishable by imprisonment in the common gaol for the term of three months or for any longer term, power to sentence such person to a term of not less than three months and for an indeterminate period thereafter of not more than two years less one day in the Ontario Reformatory, instead of the common gaol where the offence was committed or was tried.

"3. SECTION 51. This Section deals with sentencing boys under sixteen years of age to Industrial Schools."

#### RE JUVENILE COURTS

The Minister of Public Welfare wrote to the Attorney General as follows:

"It has come to the attention of the officials of my Department that when Judges of the Juvenile Courts throughout the Province deal with juvenile offenders, they hesitate to commit them to Corrective Institutions, fearing that such action of theirs will constitute a criminal record against the children in the Department of Justice at Ottawa.

"As a result of this feeling, we have from time to time received children, particularly boys, who are passed the stage of delinquency, and have become hardened criminals.

"It is not our desire to criticize the Judges, as we feel that they are doing a particularly good job, but knowing their hesitation in committing children, only doing so as a last resort, we made inquiries at Ottawa and discovered that records of these commitments are not required by the Federal authorities."

As a result of this letter a memorandum was sent to all Judges of Juvenile Courts, as follows:

"The Attorney General desires to bring to your attention a letter which he has received from the Minister of Public Welfare. The letter is as follows: (As quoted above). We feel that if this information were passed on to the Juvenile Courts, their whole attitude in respect to commitments to Juvenile Institutions will be changed."

# INDEX

---

A	PAGE
Appointments.....	74-76
Annual Returns—Fees to be included—Ruling by the Attorney General.....	89
B	
Bills of Sale and Chattel Mortgages Act, searches under.....	78
C	
Commuted Crown Attorneys.....	34
Crown Attorneys—Financial Statement.....	14-31
Copying mortgage in full.....	84
Costs of Writ of Possession—re Landlord and Tenant.....	86
Cost of holding prisoners—query by Sheriff.....	87
Concurrent sentences by Magistrates—re ruling of Deputy Attorney General.....	89
D	
Division Courts—Statement re.....	46-56
Discharge of Mortgage—Will proved in Manitoba.....	83
Duty of Registrar of Deeds—Not to search before registration.....	83
Discharge of Mortgage—Defective—ruled out.....	84
F	
Financial Statement—Sheriffs, etc.....	14-31
Financial Statement—Commuted Crown Attorneys.....	34
Financial Statement—Registrars of Deeds.....	36-39
Financial Statement—Local Masters of Titles.....	42-43
Financial Statement—Division Courts.....	46-56
Financial Statement—Magistrates.....	58-60
Fee for Registering Final Order of Foreclosure.....	84
Farmers' Creditors Arrangement Act.....	85
Fees for serving subpoenas.....	87
Fees under The Jurors' Act.....	87
Fees of Crown Attorney for attendance Magistrates' Court.....	89
Fees of Public Officers to be included and accounted for in annual returns.....	89
J	
Justices of the Peace—List of.....	66-71
Jurors' Act—Fees under.....	87
Juvenile Courts—re sending offenders to Corrective Institutions.....	90
L	
Local Registrars, etc.—Financial statement.....	14-31
Local Masters of Titles—Financial statement.....	42-43
Landlord and Tenant—Costs of Writ of Possession.....	86
M	
Magistrates—Statement re.....	58-60
Mortgagors and Purchasers Relief Act.....	78
Mortgage—Copied in full.....	84
Magistrates—re concurrent sentences.....	89
N	
Notice of Trial—To be given ten days before sittings.....	78
O	
Osgoode Hall Offices.....	10-11
Observations, etc., by Inspector.....	78-90
P	
Production of Mortgage—Not necessary.....	85
Plans—Search of ownership before registration.....	85
Prisoners to be examined by Doctor before admission to penitentiary.....	86

INDEX—*Continued*

	PAGE
R	
Registrars of Deeds—Statement re.....	36-39
Refusal of Registrar of Deeds to mark original mortgage discharged.....	85
Registration of lots on property not patented.....	86
Religious return of prisoners.....	86
Ruling of Attorney General regarding fees to be included in annual returns.....	89
S	
Statement re Juvenile Courts.....	62-64
Searches under Bills of Sale and Chattel Mortgages Act.....	78
Surrogate Fees on Company's shares held by an estate.....	79
Subpoenas—Fees for serving.....	87
W	
Woodmans' Lien for Wages Act.....	79
Writ of Possession—Costs of.....	86















Fifty-eighth  
ANNUAL REPORT  
OF THE  
Superintendent of Insurance  
FOR THE PROVINCE OF  
ONTARIO  
1937  
(Business of 1936)

PRINTED BY ORDER OF  
THE LEGISLATIVE ASSEMBLY OF ONTARIO  
SESSIONAL PAPER No. 6, 1937



ONTARIO

TORONTO

Printed and Published by T. E. Bowman, Printer to the King's Most Excellent Majesty

1937







ONTARIO

## DEPARTMENT OF INSURANCE

---

TO THE HONOURABLE GORDON D. CONANT, K.C.,  
*Minister in Charge of the Department of Insurance.*

I have the honour to submit herewith the Fifty-eighth Annual Report of the Superintendent of Insurance for the year 1937 (business for the year ended December 31st, 1936). This Report includes the Preliminary Tables respecting 1936 business as printed under date April 26th, 1937.

The Report is arranged in five divisions, in addition to an index of all insurers licensed to carry on business in Ontario and classes of insurance for which authorized, as follows:

- I. Annual Statements.
- II. Annual Statement Abstracts.
- III. Movement of Securities.
- IV. Statistical Tables.
- V. Appendices.

The first division, entitled "Annual Statements," contains extracts from the Annual Statements filed with the Department by all licensed insurers, arranged alphabetically by class of insurer. Insurers registered under *The Canadian and British Insurance Companies Act, 1932*, or *The Foreign Insurance Companies Act, 1932* (Dominion Acts), have been required to file only Modified Statements, summarizing their assets and liabilities and showing their underwriting experience within the Province only, with the Department, and this skeleton information only has been included in this Report.

Division II, entitled "Annual Statement Abstracts," contains tabulated summaries showing the financial condition of all joint stock and cash-mutual fire insurance companies and fraternal societies not registered under the above mentioned Dominion Insurance Acts. Some discrepancies will be observed between the figures shown in these tables and those shown in the statements of individual insurers in Division I, the latter containing changes made as a result of inspection reports. In such cases the figures included in Division I should be understood to prevail.

Division III, entitled "Movement of Securities," shows for Ontario companies (except purely mutual fire insurance corporations) the details of stocks, bonds and debentures purchased, sold or matured during 1936.

Division IV, entitled "Statistical Tables," shows in tabular form the premiums and losses of and other information pertaining to all licensed insurers, except mutual benefit societies.

Division V includes, as "Appendices," certain miscellaneous information and a review of insurance legislation enacted at the 1937 session of the Legislative Assembly of this Province.

## LIFE INSURANCE

The number of companies licensed to write life insurance in Ontario during 1936 was the same as in 1935, namely, forty-seven. Premium income received by these companies from Ontario policyholders during 1936 showed an increase of approximately one and one-half per cent over 1935. The 1936 premium income totalled \$88,397,000, as compared to \$87,158,000 in 1935. The total increase was the result of a general increase in all types of assurances, particularly marked with respect to ordinary and group policies, while annuity premium income remained about the same as in 1935.

An amount of \$61,954,000 was paid to Ontario policyholders and their beneficiaries in 1936. This figure represents a decrease of some \$3,500,000 from that paid in 1935. Death claims, matured endowments and sundry payments showed small increases, while dividends showed a slight decrease, and surrender values a decided decrease of more than \$4,000,000. It is interesting to note the manner in which the downward trend in cash surrender values corresponds with the upward trend of business activity and improvement in economic conditions.

The following is a comparative summary of premium income and disbursements for the years 1933 to 1936:

	1936	1935	1934	1933
Net Premium Income:				
—Ordinary.....	\$61,753,727 00	\$61,011,046 68	\$62,071,018 16	\$62,891,274 02
Assurances—Industrial.....	17,075,284 57	16,903,615 01	16,765,851 64	16,444,014 88
—Group.....	3,007,055 69	2,665,359 32	2,423,034 95	2,151,290 41
Annuities.....	6,561,166 42	6,578,552 72	7,929,309 93	5,198,011 75
Totals.....	\$88,397,233 68	\$87,158,573 73	\$89,189,214 68	\$86,684,591 06
Disbursements to Policyholders:				
Death claims.....	\$17,782,990 91	\$17,025,638 30	\$17,551,727 50	\$18,019,371 55
Matured endowments.....	5,985,803 81	5,757,537 38	5,327,020 46	5,619,167 95
Surrender values.....	24,081,802 16	28,189,254 90	28,511,521 53	33,262,640 48
Dividends.....	11,476,731 18	12,120,151 94	12,691,755 13	13,329,875 70
Other payments.....	2,627,086 83	2,294,927 47	2,135,284 54	1,768,379 56
Totals.....	\$61,954,414 89	\$65,387,509 99	\$66,217,309 16	\$71,999,435 24

New business written in 1936 amounted to \$300,981,000, an increase of approximately \$9,000,000 over 1935, but about \$10,000,000 less than that written in 1934 and 1933. Despite the fact that less business was written in 1935 and 1936 as compared to 1933 and 1934, business in force at the end of each year has shown a steady increase since 1933, due, no doubt, to the declining number of policies surrendered.

A comparative summary of new business issued, amount ceased by death, and business in force as at December 31st for the years 1933 to 1936, is given below:

Policies in Ontario		1936	1935	1934	1933
New issued:	Number.....	359,419	351,007	364,095	396,340
	Amount.....	\$300,981,447	\$291,952,463	\$311,025,759	\$310,492,120
Ceased by death:	Number.....	17,492	16,754	16,701	16,602
	Amount.....	\$18,536,210	\$18,022,699	\$19,538,349	\$19,222,792
In force Dec. 31st:	Number.....	2,768,997	2,742,484	2,708,758	2,688,200
	Amount.....	\$2,895,414,565	\$2,785,947,069	\$2,717,179,201	\$2,681,329,201

## FRATERNAL INSURANCE

Thirty-nine fraternal societies were licensed to operate in Ontario during 1936, an increase of two over the previous year. Included in this number are eight municipal pension fund societies.

Premium income received by these societies from Ontario members totalled \$2,580,000, as compared to \$2,739,000 in 1935. This decrease of \$160,000 represented a decrease in the premium income of the mortuary fund. Disbursements to policyholders, on the other hand, increased approximately \$117,000 to total \$3,400,000. The net increase was the result of an increase in mortuary fund of approximately \$50,000, an increase in general and other funds of approximately \$70,000, less a slight decrease in sick and funeral funds.

The total of mortuary certificates in force continued to decline in 1936, amounting to \$77,355,000 as at December 31st. The rate of decline, however, has been reduced, being only 2.1 per cent in 1936 as compared to 9.5 per cent in 1935.

## FIRE INSURANCE

Three hundred and thirty-one companies had licenses to transact fire insurance in Ontario during 1936. Premiums earned and losses incurred for the various classes of insurers defined by the Act are tabulated below, together with comparable figures for 1935. The experience of each insurer is shown in Table XI.

	1935			1936		
	Net premiums earned	Net losses incurred	Ratio net losses incurred to net premiums earned	Net premiums earned	Net losses incurred	Ratio net losses incurred to net premiums earned
	\$ c.	\$ c.	%	\$ c.	\$ c.	%
Joint Stock.....	13,331,547 27	4,630,208 08	34 73	13,062,480 16	4,778,820 02	36 58
Mutuals:						
(a) Farmers' Mutuals.....	1,598,002 54	972,707 67	60 87	1,631,546 38	927,560 35	56 85
(b) Associated New England Factory Mutuals*.....		22,400 57	.....		79,879 77	.....
(c) Other Mutuals.....	782,630 00	266,440 20	34 04	795,948 72	193,604 09	24 32
Cash Mutuals:						
(a) Without share capital.....	1,459,804 24	642,212 20	43 99	1,579,825 87	608,200 34	38 50
(b) With share capital.....	179,265 76	70,831 04	39 51	207,348 95	52,055 95	25 11
Reciprocal Exchanges.....	262,240 05	159,423 49	60 79	217,685 32	112,590 04	51 72
Lloyds.....	127,297 97	57,648 04	45 27	278,261 03	63,422 67	22 80

\*"Net premiums earned" was not calculated. The net losses incurred per \$100,000 of net amount at risk was \$27.32.

## AUTOMOBILE INSURANCE

The number of companies which transacted automobile insurance in Ontario during 1936 was 154. The premiums and losses of each insurer are shown in Table XII of this Report. Net premiums written during 1936 amounted to \$7,920,609.06, an increase of 12.8 per cent over 1935. Losses incurred amounted to \$4,717,954.86, an increase of 14.4 per cent over the previous year.

A comparison of premiums written and losses incurred and loss ratios with the figures of the ten preceding years is as follows:

	Net premiums written	Net premiums earned	Net losses incurred	Ratio of net losses incurred to net premiums earned
	\$	\$	\$	%
1926.....	3,743,532	3,657,994	2,037,903	55.7
1927.....	4,643,948	4,295,003	2,835,352	66.0
1928.....	6,280,675	5,670,656	3,603,260	63.5
1929.....	8,324,146	7,520,896	4,314,383	57.4
1930.....	9,361,901	8,934,508	4,378,698	49.0
1931.....	8,830,502	8,968,620	4,601,104	51.30
1932.....	7,769,765	8,017,672	3,805,268	47.46
1933.....	6,462,809	6,904,414	3,551,142	51.43
1934.....	6,931,896	6,748,426	4,007,387	59.38
1935.....	7,017,027	6,963,890	4,123,233	59.21
1936.....	7,920,609	7,553,033	4,717,954	62.46

The figures shown in the foregoing table afford a rough indication of the underwriting experience of the companies in the aggregate from the standpoint of the shareholders or members of the several companies; they do not indicate the reasonableness of the premium rates shown in any particular manual of rates or charged by any particular company, because a substantial minority of the business is written by "unassociated companies" at "non-tariff rates" and otherwise at special rates for special risks.

#### *Loss-Cost Experience*

The automobile loss-cost experience in the Province continues to be filed by insurers monthly with the statistical agency designated pursuant to Section 69a of *The Insurance Act* (The Canadian Underwriters' Association).

On June 12th, 1937, the statistical agency was instructed to tabulate the automobile insurance data in Ontario of all insurers transacting such business for the calendar year 1936, transactions in respect of 1932, 1933, 1934, 1935 and 1936 policy years, and for the first six months of calendar year 1937 transactions in respect of policy year 1936. The tabulated results so directed to be compiled were subsequently filed with the Department. Development factors to reduce the 1936 incomplete policy year experience (valued as at June 30th, 1937) to a complete policy year basis were approved by the Department on September 1st, 1937. During November, 1937, experience exhibits were received containing automobile insurance loss-cost indications directed to be developed from the tabulated results of the complete policy years 1932, 1933, 1934 and 1935, and the incomplete policy year 1936 (valued as of June 30th, 1937). Extracts from these exhibits are published in Appendix VII to this Report.

#### *Automobile Insurance Premium Rates*

Sections 274, 275 and 275a of the Act, providing for government regulation of automobile insurance premium rates, are not in force. Insurers and rating bureaux are not required to file their schedules of premium rates with the Department. Nevertheless, by analysis of the loss-cost experience data filed pursuant to Section 69a of the Act, the Department is in a position at all

times to report to you upon the reasonableness of automobile insurance premium rates fixed or charged in the Province. Complete loss-cost experience data for the automobile insurance business of all insurers in the Province, stock and mutual, tariff, non-tariff and Lloyd's, is presently on file, commencing with policy year 1927. The Provinces of Alberta, Manitoba, Saskatchewan and Prince Edward Island have now followed Ontario and require the compilation of similar data respecting automobile insurance in their respective jurisdictions. A tabular digest of automobile insurance premium rates charged in the Province by the associated insurers since April 1st, 1928, is contained in Appendix VIII to this Report.

### *Standard Forms*

The work of the Committee of Underwriters, which Committee makes recommendations from time to time respecting the forms of application, policy and endorsement to be used for the writing of automobile insurance in the several provinces under the "Uniform Automobile Insurance Act," has been covered in previous Reports since 1932. (For last reference see page vii of the 1936 Report.) A list of the "Standard" forms, revised to August 2nd, 1937, is given in Appendix VI to this Report.

In accordance with previous practice, the Committee was reorganized for the 1936-37 season on November 2nd, 1936. No changes in personnel have been made with respect to the current season, 1937-38. The following members now comprise the Committee:

H. L. Kearns, *Vice-Chairman* (American Automobile Insurance Company).

R. J. Bastedo (London Guarantee & Accident Company).

John Ratchford (Toronto General Insurance Company).

E. M. Hill (Dominion of Canada General Insurance Company).

Vance C. Smith (Lumbermen's Mutual Casualty Company).

R. A. Hudson (United States Fidelity & Guaranty Company).

W. C. Butler (Pearl Assurance Company, Ltd.).

R. C. Stevenson (Lloyd's of London).

David M. Dewar (Sun Insurance Office, Ltd.).

John Wilson (Western Assurance Company).

Rae Blight (Ontario Fire and Casualty Agents' Association).

*Chairman:* Hartley D. McNairn, Superintendent of Insurance.

*Secretary:* John Edwards, Casualty Actuary, Department of Insurance.

CASUALTY AND MISCELLANEOUS INSURANCE  
(OTHER THAN AUTOMOBILE)

The following table shows premiums and losses in Ontario for 1936 for the various casualty lines of insurance:

Class of Insurance	Net premiums written		Net premiums earned		Net losses incurred		Ratio of net losses incurred to net premiums earned
	\$	c.	\$	c.	\$	c.	%
Accident.....	1,334,787	01	1,304,090	14	585,518	89	44.90
Accident and Sickness Combined.....	1,034,761	47	1,020,755	03	603,881	34	59.16
Aircraft.....	55,249	80	48,028	68	12,225	34	25.45
Boiler and Machinery.....	327,285	85	367,769	51	45,319	58	12.32
Credit.....	97,789	28	94,771	97	1,251	60	1.32
Employers' Liability.....	122,778	24	118,301	77	47,492	09	40.15
Guarantee.....	956,115	56	927,572	00	165,238	28	17.81
Hail.....	165,543	42	165,541	42	63,815	48	38.55
Inland Transportation.....	698,864	59	703,442	39	329,902	45	46.90
Live Stock.....	30,351	89	27,951	67	22,552	44	80.33
Marine.....	644,442	42	623,168	03	428,179	86	68.71
Personal Property.....	7,203	01	5,430	31	3,168	94	58.36
Plate Glass.....	219,563	56	221,227	64	93,402	99	42.22
Property Damage.....	79,148	95	58,020	53	4,693	12	8.09
Public Liability.....	819,703	33	795,144	88	357,174	55	44.92
Sickness.....	531,621	01	523,143	08	335,512	71	64.13
Sprinkler Leakage.....	14,641	76	13,561	83	3,656	54	26.96
Theft.....	593,740	79	581,227	85	246,915	47	42.48
Weather Insurance.....	165,337	90	163,771	46	65,944	76	40.28
Workmen's Compensation.....	30,336	23	20,013	73	14,469	31	72.30
Totals.....	7,929,266	07	7,782,933	92	3,430,315	74	44.07

As compared with 1935, net-premiums written show an increase of \$523,878.42, or 7.07 per cent. The loss ratio on the basis of losses incurred to premiums earned was 44.07 per cent, as compared with 46.19 per cent for the previous year.

FARMERS' MUTUAL FIRE INSURANCE

For 1936 Abstract Tables of assets, liabilities, receipts and expenditures of the sixty-seven companies of this type see pages 94 to 101; for loss ratios of individual companies see pages 280 and 281; and for tables respecting aggregate resources (1904-1936), receipts and expenditures (1901-1936), and cost of insurance (1901-1936) see pages 268 to 270.

The favourable experience of the farmers' mutuals in 1934 and in 1935 continued in 1936, which, with the sole exception of 1926, proved to be in many respects the best year for these companies since 1920.

Net losses paid in 1936 amounted to \$917,834, which was a decrease of \$91,737 (9.1 per cent) from the 1935 figure. Net losses incurred in 1936 of \$927,560 showed a decrease of \$45,147 (4.6 per cent), as compared to 1935, and was less than 39 per cent of the peak 1931 figure of \$2,387,619. Cost of management was practically unchanged at \$296,616. In terms of cents per \$100 of the average net amount at risk during the year, the cost of insurance in 1936 was 23.04c. (losses, 17.46c.; management expenses, 5.58c.), as compared to 23.96c. in 1935, 24.73c. in 1934, 31.87c. in 1933, 34.42c. in 1932, and 45.51c. in 1931.

Net 1936 cash receipts from cash payments or instalments thereof, interest on investments, and other sources (except assessments) increased \$36,000 over

1935 to \$1,724,000. Interest receipts was up \$5,500 at \$85,500, and the remaining income increase of \$30,500 is a net result of new revenue from an increase of \$6,640,000 in net insurance in force to \$534,700,000, better collection of current premiums, increased miscellaneous receipts, and decreased return premiums, offset by downward rate adjustments by several companies during the year. Net earned income in 1936 increased \$41,200 to \$1,716,000. Thus, ordinary net earned income of 1936 exceeded net incurred losses and expenses of 1936 by \$491,000, as compared to excesses of \$410,000 in 1935, \$353,000 in 1934, and a deficiency of \$47,000 in 1933.

Aggregate surplus increased \$460,000 to \$1,926,000 as a result of 1936 operations of the companies. It had been \$1,466,000 in 1935, \$1,128,000 in 1934, and \$716,000 in 1933, so that during the past three years the increase has been \$1,210,000, or 169 per cent—a substantial recovery from the weakened financial position of the companies following the bad loss experience of 1930-33. Moreover, the improvement was aided by no special assessments in 1936, and there was only one special levy, amounting to \$4,400, in 1935, although there were three in 1934, totalling \$81,200. In connection with the 1936 surplus increase it should be noted that in the 1936 statements of the companies, bonds and debentures in default were written down to market values at December 31st, 1936—resulting in a total of \$95,700 of investment reserves, which is a considerable increase from investment reserves of \$74,000 at the end of 1935 and \$25,300 at the end of 1934.

The aggregate liquidity surplus at the end of 1936 reflects the above successful results of 1936 operations, with excess of bonds and cash over net outstanding losses and borrowed money increasing from \$1,309,000 in 1933, \$1,753,000 in 1934, and \$2,127,000 in 1935 to \$2,604,000 in 1936—an increase last year of \$477,000, or 22.4 per cent. This 1936 improvement consisted of an increase of \$99,000 in cash on hand and in bank (to \$754,700) and an increase of \$378,000 in bonds and debentures (to \$1,901,800, net). Net losses unpaid at the year-end increased \$9,700 to \$32,000, but this was offset by a decrease of \$9,700 in borrowed money to \$20,500.

The 1936 annual statements of these farmers' mutual fire insurance companies indicated in the aggregate that they were in a better position to meet losses than at any time since 1914 at least—probably than at any time in their history. The security behind the policy contracts of insurers of this type is twofold: the basic security afforded by the right of the directors to assess on premium note residues (totalling \$13,148,000) and the immediate security of the companies' surpluses (totalling \$1,926,000). During the years 1931 to 1933, the right of special assessment on premium notes was used by various companies, with such assessments proving to be readily collectible. And, as already indicated, aggregate surplus was at a record level at the end of 1936, equivalent to 36¼c. per \$100 of insurance in force during the year. Moreover, it should not be forgotten that since 1924 the companies have been required to set up in liabilities 80 per cent of unearned cash payments, and since 1931 80 per cent of unearned instalments of cash payments.

The 1936 ratio of losses incurred to premiums earned was 56.85 per cent, compared to 60.87 per cent in 1935, 60.86 per cent in 1934, and 81.43 per cent in 1933. Ratio of management expense to premiums earned continued almost unchanged at 18.18 per cent. With substantial interest income, these companies in the aggregate do not operate at a loss unless the loss ratio exceeds 80 per cent. It has been under that figure by one-fourth or more in each of the past three years.

Progress indicated by above aggregate figures was by no means uniformly distributed in 1936 among individual companies. Out of the sixty-seven companies, twenty-eight made substantial gains; thirty-seven showed little change; and two had set-backs. Fortunately, the latter both started 1936 with

good surpluses, and were well able to meet fairly heavy losses incurred during the year. The deficits decreased last year from twelve to ten in number, and from \$90,900 to \$59,300 in amount, while the surpluses increased from \$1,555,600 to \$1,985,600. The year-end showed thirty-six companies with substantial surpluses; twenty-six with small surpluses or deficits; and five with considerable deficits. When it is recalled that at the end of 1933 there were twenty-seven deficits, totalling \$322,500, it will be seen that many of the formerly weak companies have made real progress during the past three years.

As adequate surpluses are built up, the natural tendency is, of course, to reduce rates. There have been numerous downward rate adjustments among these companies in 1936 and at the beginning of 1937, but most of these rate adjustments have been in rates which still equal or exceed 30c. per \$100 of insurance per year, or 80c. per \$100 of insurance in advance for three years. At the end of 1935, fifteen companies had received approval of rates less than the minimum prescribed by Section 106 of *The Insurance Act*. The Caradoc Farmers' Mutual Fire Insurance Company has received approval of an annual instalment rate of 25c. per \$100, effective March 1st, 1937, but the surplus of the Westminster Mutual Fire Insurance Company was reduced to a point where it became necessary for the directors to raise the annual instalment rate from 25c. to 30c. per \$100 of insurance as of January 1st, 1937. The list of companies approved for rates less than the statutory minimum is, therefore, at the present time as follows: Blanshard, Caradoc, Culross, Downie, Dunwich, Easthope South, Hay, Hopewell Creek, Lobo, London, McGillivray, McKillop, Nissouri, Osborne and Hibbert, Walpole.

Another logical result of the improving financial condition of the farmers' mutuals is the legislation enacted at the session recently concluded, whereby provision is made for limiting surplus by way of refunds therefrom under specified safety conditions. This addition to Section 106 of *The Insurance Act* has during the past two years received careful consideration of the Department, a special committee of the Farmers' Mutual Underwriters' Association and the Board of each company concerned. It should not only provide a sound basis of limiting surplus to safety requirements by way of refunds, but should also minimize the disturbing effect of such refunds on neighbour companies not in the fortunate position of qualifying for making refunds.

#### LICENSING OF INSURANCE AGENTS

During the license term ending September 30th, 1937, approximately 7,800 life insurance and 6,300 other than life insurance agents were licensed under the Agents' Qualification Law. These figures represent a decrease of 1,100 when compared with those for the preceding term, published in the Report for 1936.

The Advisory Board, which functions under Section 256 (9) of the Act, held 52 meetings for the purpose of considering other than life applications. At these meetings a total of 428 applications for license and renewal of license were heard, which is an increase of 164 over the preceding term. This is accounted for by the fact that during the present term all new applications have been referred to the Advisory Board for consideration. Of these applications, 293 were granted, the majority subject to review at the close of the license term; 22 applications were withdrawn by the recommending company; 27 were withdrawn by the applicant himself; and 86 applications were declined by me upon the recommendation of the Board.

In addition to the figures quoted above, there were 35 agencies terminated by the recommending companies. As this results in the automatic suspension of an agent's license, it means that 170 persons were declined the right to enter or to continue in the other than life insurance agency business during the period under discussion.



The Advisory Board held four meetings during the same period to consider cases relating to life insurance. Only twelve cases were considered by the Board, and of these applications five were granted, subject to review at the close of the license term, and seven were declined by me upon the recommendation of the Board. As pointed out in preceding reports, doubtful applications and complaints respecting life insurance agents and their licenses are referred first of all to a Joint Committee representing the Canadian Life Insurance Officers' Association, the Life Agency Officers' Association and the Life Underwriters' Association of Canada. This Committee reviews these applications and complaints with the parties and companies interested, and in almost every case the matter is satisfactorily disposed of by it without the intervention of the Statutory Advisory Board. Only in cases where a doubtful application or a complaint cannot be settled "out of court" as it were by the Joint Committee is it referred to the Advisory Board.

During the period under discussion, the Department prosecuted four persons under Section 256 of *The Insurance Act* for having acted as insurance agents without the license required by this Section, and one under Section 266 of the said Act for having held himself out publicly as an insurance agent without the necessary license. In all cases convictions were registered. These cases were the direct result of the activities of a full-time inspector who is now attached to the agency branch.

The Department continued throughout the year ending September 30th, 1937, to call for Quarterly Returns of Agents' Balances more than ninety days overdue, and my report on the returns for the period ending on that date will be found in Appendix IX.

The revenue of the agents licensing branch has increased approximately \$75,000 since the operation of the new schedule of fees for agents' licenses which came into effect on October 1st, 1936, pursuant to an Order-in-Council dated June 3rd, 1936, which was published as Appendix X in my report for 1936.

Last year, in commenting on the administration of the Agents' Qualification Law, I stated that, after a careful review of the situation, I was convinced that the other than life insurance companies could exercise a great deal more care in the selection of agents, and, while there has been some improvement shown in this respect, there is still a tendency on the part of some companies to recommend for license persons who obviously are not suitable as agents. In signing the "Notice of Appointment of Agent" on the application forms the signatory official of the company makes the following statement: "The qualifications and record of the applicant have been investigated, and on behalf of this company I hereby recommend him as a trustworthy and competent person of sufficient insurance experience to entitle him to receive a license to act as an insurance agent for any classes of insurance other than life insurance." I would submit that the foregoing record clearly indicates that some of the signing officers of the companies have not made the investigation to which they have attested in the application. A little more care in the selection of agents would greatly facilitate the work of the Department in the administration of the Agents' Qualification Law. I must say, however, that some company managers have turned down unsuitable applicants for license and have written to the Department advising of their action. If all companies did the same we should be able to relieve the Advisory Board of a good deal of work.

#### VALUATION OF SECURITIES

This Report includes as Appendix II the report of the Standing Committee of the Association of Superintendents of Insurance of the Provinces of Canada on valuation of securities, dated December 30th, 1936.

## CONDITIONS IN FIRE AND CASUALTY INSURANCE BUSINESS


The attention of the Department has been drawn to the existence of undesirable conditions in the fire and casualty insurance business in this Province. A meeting was held with representative fire and casualty insurance executives to ascertain their views as to the existence of such conditions and to consider what action should be taken. The proceedings of this meeting, including the questions considered, are set out in Appendix X to this Report.

## COMPANY CHANGES

By a reinsurance agreement between the Federal Fire Insurance Company of Canada, an Ontario company incorporated under Letters Patent of the Province of Ontario, dated the 5th day of December, 1922, and the Federal Fire Insurance Company of Canada, incorporated by a Special Act of the Parliament of Canada, 1 Geo. VI, chapter 47, the Dominion company assumed the assets and liabilities of the provincial company. The agreement was approved by Order-in-Council dated the 14th day of September, 1937.

By a reinsurance agreement between the Wellington Fire Insurance Company, incorporated under Letters Patent of the Province of Ontario, dated the 31st day of December, 1927, and the Wellington Fire Insurance Company, incorporated by a Special Act of the Parliament of Canada, 1 Geo. VI, chapter 52, the Dominion company assumed the assets and liabilities of the provincial company upon the terms and conditions set out in the agreement. The agreement was approved by Order-in-Council dated the 14th day of September, 1937.

The Provident Assurance Company, a Quebec company which has been licensed in Ontario since 1917, gave notice of withdrawal of operations in Ontario on August 11th, 1936. The liability respecting contracts in force in Ontario was reinsured or assumed by the North Star Insurance Company, the General Reinsurance Corporation, and the Switzerland General Insurance Company, Limited, as of August 31st, 1936.

A handwritten signature in cursive script, reading "Harry M. Fair". The signature is written in dark ink and is positioned above a horizontal line that extends across the width of the signature.

*Superintendent of Insurance.*

Parliament Buildings, Toronto,  
December 15th, 1937.

# CONTENTS

Preliminary Text .....	iii
Index and License Register .....	xv

## I.—ANNUAL STATEMENTS

(a) <b>Joint Stock</b> insurance companies .....	1
(b) <b>Mutual</b> insurance corporations .....	93
I. <b>Farmers' Mutuals</b> —Fire (tables only) .....	94
II. <b>Farmers' Mutuals</b> —Weather (tables only) .....	102
III. <b>Associated New England Factory Mutuals</b> .....	104
IV. <b>Other Mutuals</b> .....	109
(c) <b>Cash-Mutual</b> insurance corporations .....	115
(d) <b>Fraternal</b> societies .....	127
(e) <b>Mutual benefit societies</b> .....	191
(f) <b>Companies</b> not within a, b, c, d and e .....	209
(g) <b>Reciprocal</b> or inter-insurance exchanges .....	215
(h) <b>Lloyd's</b> .....	223
(i) <b>Pension Fund</b> associations .....	227

## II.—ANNUAL STATEMENT ABSTRACTS

*(respecting insurers other than mutual benefit societies, pension fund associations and insurers filing modified statements only pursuant to Section 70 (2) of the Act).*

Assets and Liabilities; Income and Disbursements, etc., by classes of insurers .....	237
Development of Claims Valuations .....	244

## III.—MOVEMENT OF SECURITIES

Movement of Securities—Respecting Joint Stock and Cash-Mutual insurers not licensed under the Dominion Insurance Acts .....	253
---	-----

## IV.—STATISTICAL TABLES

Comparative Summaries for Mutual fire insurance corporations not licensed under Dominion Insurance Acts:	
Table I—Assets, Liabilities, amount at risk, etc. (1904-1936) .....	268
" II—Receipts and Expenditures, cost of management, etc. (1901-1936) .....	269
" III—Cost of Insurance (1901-1936) .....	270
" IV—Comparative summary of amounts at risk, premium notes, etc.; mutual business of Mutual and Cash-Mutual Fire Insurance Corporations .....	271

Underwriting experience (premiums and losses) for year 1936 by classes of insurance, reported by all insurers operating in Ontario:

Table V—Life Insurance Companies—Premium Income .....	272
" VI—Life Insurance Companies—Disbursements to Policyholders .....	273
" VII—Life Insurance Companies—Exhibit of Policies .....	274
" VIII—Fraternal Societies—Premium Income and Disbursements to Certificate Holders .....	275
" IX—Fraternal Societies—Exhibit of Mortuary Certificates .....	276
" X—Fraternal Societies—Exhibit of Certificates other than Mortuary .....	277
" XI—Fire insurance .....	278
" XII—Automobile insurance .....	284
" XIII—Casualty and miscellaneous insurance (other than automobile) .....	286
" XIV—Summary of Premiums and Losses (all classes except Life) .....	305

## V.—APPENDICES

I. Review of 1937 insurance legislation .....	306
II. Valuation of Securities .....	308
III. Unlicensed insurance placed by Special Insurance Brokers, 1936 .....	311
IV. Head offices, principal offices, etc.: insurers incorporated by Ontario except Mutual Benefit Societies .....	312
V. Classification of Experience on Fire Risks (1931-35) .....	318
VI. Standard Automobile Policy Forms, etc. .....	325
VII. Automobile Loss-Cost Experience .....	327
VIII. Representative Automobile Insurance Premium Rates, 1928-37 .....	335
IX. Report re Agents' Balances .....	341
X. Conditions in Fire and Casualty Insurance Business .....	344
XI. Underwriters' Agencies .....	348
XII. Brokers licensed for business with unlicensed insurers .....	348
XIII. Guarantee bonds—List of insurers whose bonds are authorized by Order-in-Council for court and other special purposes .....	348



# INDEX AND LICENSE REGISTER

## INCLUDING LIST OF ALL INSURERS LICENSED TO CARRY ON BUSINESS IN ONTARIO, AND CLASSES OF INSURANCE FOR WHICH AUTHORIZED, AS AT DECEMBER 31, 1936\*

By way of analysis, the following table indicates the number of insurers, by classes, authorized to transact each class of insurance as at December 31, 1936:

Class of Insurance	A	B	C	D	E	F	G	H	I	Total
	Joint Stock	Mutuals	Cash Mutuals	Fraternals	Mutual Benefit	Miscellaneous	Reciprocal	Lloyds	Pension Fund Associations	
Accident.....	83	5	1	4	...	...	...	...	...	93
Aircraft.....	18	..	..	..	..	..	..	..	..	18
Automobile.....	161	7	2	..	..	..	1	..	..	171
Boiler and Machinery.....	22	..	..	..	..	..	..	..	..	22
Credit.....	1	..	..	..	..	..	..	..	..	1
Employers' Liability.....	59	1	1	..	..	..	..	..	..	61
Fire.....	208	100	7	..	..	2	13	..	..	330
Guarantee.....	61	..	..	..	..	..	..	..	..	61
Hail.....	43	1	..	..	..	..	..	..	..	44
Inland Transportation.....	97	4	..	..	..	..	..	..	..	101
Life.....	36	7	..	37	..	2	..	..	2	84
Live Stock.....	4	..	..	..	..	..	..	..	..	4
Marine.....	59	..	..	..	..	..	..	..	..	59
Plate Glass.....	78	1	2	..	..	..	..	..	..	81
Property Damage.....	130	9	1	..	..	..	2	..	..	142
Public Liability.....	66	1	2	..	..	..	..	..	..	69
Sickness.....	70	4	1	2	..	..	..	..	..	77
Sick and Funeral Benefit.....	..	..	..	19	112	..	..	..	..	131
Sprinkler Leakage.....	156	8	1	..	..	..	..	..	..	165
Theft.....	87	..	1	..	..	..	..	..	..	88
Weather.....	149	10	3	..	..	..	1	..	..	163
Workmen's Compensation.....	36	..	..	..	..	..	..	..	..	36

\*See Index Addenda for lists of insurers newly licensed, withdrawn, or licensed for additional classes of insurance between January 1, 1937, and date of this report.

N.B.—Insurers discontinuing the business of life insurance in Ontario and confining their business to the renewal from time to time of life insurance policies are not required to be licensed under *The Insurance Act (Ont.)*. (Vide R.S.O. 1927, c. 222, s. 20.)

## INDEX AND LICENSE REGISTER

## CLASS A—JOINT STOCK INSURANCE COMPANIES

Ref. No.	Name of Insurer	Classes of Insurance	Annual Statement (Page No.)
1	Acadia Fire Insurance.....	Fire, Property Damage, Sprinkler Leakage and Weather.....	3
2	Aetna Casualty and Surety.....	Guarantee and Automobile Insurance.....	3
3	Aetna Insurance Company.....	Fire, Automobile, Hail, Inland Transportation, Marine, Property Damage, Sprinkler Leakage and Weather.....	3
4	Aetna Life Insurance Company.....	Life, Accident, Sickness, Employers' Liability and Public Liability Insurance.....	3
5	Agricultural Insurance Company.....	Fire, Automobile, Inland Transportation, Sprinkler Leakage and Weather Insurance.....	4
6	Alliance Assurance Company.....	Fire, Accident, Automobile, Employers' Liability, Guarantee, Inland Transportation, Plate Glass, Property Damage, Public Liability, Sickness, Sprinkler Leakage, Theft and Weather Ins.	4
7	Alliance Insurance of Philadelphia.....	Fire, Automobile, Hail, Inland Transportation, Marine, Property Damage, Sprinkler Leakage and Weather Insurance.....	4
8	American Alliance Insurance.....	Fire, Automobile, Inland Transportation, Property Damage, Sprinkler Leakage and Weather Insurance.....	4
9	American Automobile Fire.....	Automobile Insurance.....	4
10	American Automobile Insurance.....	Automobile Insurance.....	5
11	American Central Insurance.....	Fire, Automobile, Hail, Sprinkler Leakage and Weather Ins.	5
12	American Credit Indemnity.....	Credit Insurance.....	5
13	American Equitable Assurance.....	Fire, Property Damage, Sprinkler Leakage and Weather Ins.	5
14	American Home Fire.....	Fire, Automobile, Inland Transportation, Property Damage and Sprinkler Leakage Insurance.....	5
15	American Insurance Company.....	Fire, Automobile, Hail, Property Damage, Sprinkler Leakage and Weather Insurance.....	6
16	American Surety Company.....	Theft and Guarantee Insurance.....	6
17	Anglo-Scottish Insurance.....	Fire, Accident, Automobile, Plate Glass, Property Damage, Sprinkler Leakage, Theft and Weather Insurance.....	6
18	Atlas Assurance Company.....	Fire, Automobile, Accident, Inland Transportation, Plate Glass, Sprinkler Leakage, Theft and Weather Insurance.....	6
19	Automobile Insurance Company.....	Fire, Inland Transportation, Marine, Property Damage, Theft and Weather Insurance.....	6
20	Baloise Fire Insurance Company.....	Fire Insurance.....	7
21	Bankers and Shippers Insurance.....	Fire Insurance.....	7
22	Beaver Fire Insurance Company.....	Fire, Sprinkler Leakage and Weather Insurance.....	7
23	Bee Fire Insurance Company.....	Fire, Property Damage, Sprinkler Leakage and Weather Ins.	7
24	Boiler Inspection and Insurance.....	Boiler and Machinery Insurance.....	7
25	Boston Insurance Company.....	Fire, Automobile, Property Damage and Weather Insurance.....	8
26	British America Assurance.....	Fire, Accident, Automobile, Employers' Liability, Guarantee, Inland Transportation, Plate Glass, Marine, Property Damage, Public Liability, Sickness, Sprinkler Leakage, Theft, Weather and Workmen's Compensation Insurance.....	8
27	British Canadian Insurance.....	Fire, Accident, Automobile, Boiler and Machinery, Employers' Liability, Guarantee, Inland Transportation, Marine, Plate Glass, Property Damage, Public Liability, Sickness, Sprinkler Leakage, Theft, Weather and Workmen's Compensation Ins.	8
28	British Crown Assurance.....	Fire, Sprinkler Leakage and Weather Insurance.....	8
29	British Empire Assurance.....	Fire, Accident, Automobile, Employers' Liability, Guarantee, Inland Transportation, Marine, Plate Glass, Property Damage, Public Liability, Sickness, Sprinkler Leakage, Theft, Weather and Workmen's Compensation Insurance.....	9
30	British and European Insurance.....	Fire, Automobile, Sprinkler Leakage and Weather Insurance.....	9
31	British and Foreign Marine Ins.....	Inland Transportation and Marine Insurance.....	9
32	British General Insurance.....	Fire, Automobile, Sprinkler Leakage and Weather Insurance.....	9
33	British Law Insurance.....	Fire, Automobile, Property Damage, Sprinkler Leakage and Weather Insurance.....	9
34	British Northwestern Fire.....	Fire, Accident, Inland Transportation, Plate Glass, Sickness, Sprinkler Leakage, Theft and Weather Insurance.....	10
35	British Oak Insurance.....	Fire, Automobile and Inland Transportation Insurance.....	10
36	British Traders Insurance.....	Fire, Automobile, Marine, Property Damage and Weather Ins.	10
37	Caledonian-American Insurance.....	Fire, Sprinkler Leakage and Weather Insurance.....	10
38	Caledonian Insurance Company.....	Fire, Automobile, Sprinkler Leakage and Weather Insurance.....	10
39	California Insurance Company.....	Fire, Sprinkler Leakage and Weather Insurance.....	11
40	Camden Fire Insurance Association.....	Fire, Automobile and Property Damage Insurance.....	11
41	Canada Accident and Fire Ass'ce.....	Fire, Accident, Automobile, Boiler and Machinery, Guarantee, Employers' Liability, Plate Glass, Public Liability, Sickness, Sprinkler Leakage, Theft, Weather and Workmen's Compensation Insurance.....	11
42	Canada Life Assurance.....	Life Insurance.....	11
43	Canada Security Assurance.....	Fire, Accident, Automobile, Employers' Liability, Guarantee, Hail, Inland Transportation, Plate Glass, Property Damage, Public Liability, Sprinkler Leakage, Sickness, Theft, Weather and Workmen's Compensation Insurance.....	12
44	Canadian Fire Insurance.....	Fire, Accident, Automobile, Guarantee, Plate Glass, Property Damage, Public Liability, Sprinkler Leakage, Theft and Weather Insurance.....	12
45	Canadian General Insurance.....	Fire, Accident, Automobile, Employers' Liability, Guarantee, Inland Transportation, Plate Glass, Public Liability, Sprinkler Leakage, Theft, Weather and Workmen's Compensation Ins.	12
46	Canadian Indemnity Company.....	Fire, Accident, Automobile, Guarantee, Hail, Inland Transportation, Plate Glass, Property Damage, Sickness and Theft Insurance.....	12
47	Canadian Surety Company.....	Fire, Automobile, Employers' Liability, Guarantee, Plate Glass, Property Damage, Public Liability, Sprinkler Leakage and Theft Insurance.....	12

INDEX AND LICENSE REGISTER—Continued  
CLASS A—JOINT STOCK INSURANCE COMPANIES

Ref. No.	Name of Insurer	Classes of Insurance	Annual Statement (Page No.)
48	Car and General Insurance	Fire, Accident, Automobile, Employers' Liability, Public Liability, Sickness, Sprinkler Leakage and Weather Insurance.	13
49	Casualty Company of Canada	Fire, Accident, Automobile, Employers' Liability, Guarantee, Plate Glass, Public Liability, Sickness and Theft Insurance.	13
50	Central Insurance Company	Fire and Automobile Insurance.	13
51	Central Union Insurance	Fire, Property Damage, Sprinkler Leakage and Weather Ins.	13
52	Century Insurance Company	Fire, Accident, Automobile, Guarantee, Plate Glass, Property Damage, Sprinkler Leakage, Theft and Weather Insurance.	13
53	China Fire Insurance	Fire, Automobile, Property Damage and Weather Insurance.	14
54	Citizens Insurance Company	Fire, Hail, Inland Transportation, Property Damage, Sprinkler Leakage and Weather Insurance.	14
55	City of New York Insurance	Fire, Hail, Marine, Sprinkler Leakage and Weather Insurance.	14
56	Columbia Insurance Company	Fire, Inland Transportation, Marine, Property Damage, Sprinkler Leakage and Weather Insurance.	14
57	Commercial Union Assurance Co.	Fire, Life, Accident, Automobile, Inland Transportation, Plate Glass, Public Liability, Sickness, Sprinkler Leakage, Theft and Weather Insurance.	15
58	Confederation Life Association	Life, Accident and Sickness Insurance.	15
59	Connecticut Fire Insurance	Fire, Hail, Inland Transportation, Marine, Property Damage, Sprinkler Leakage and Weather Insurance.	15
60	Consolidated Fire and Casualty	Fire, Accident, Automobile, Guarantee, Plate Glass and Sickness Insurance.	15
61	Continental Assurance	Life Insurance.	16
62	Continental Casualty	Accident, Automobile, Employers' Liability, Plate Glass, Property Damage, Public Liability, Sickness and Theft Ins.	16
63	Continental Insurance	Fire, Aircraft, Automobile, Hail, Inland Transportation, Marine, Property Damage, Sprinkler Leakage and Weather Insurance.	16
64	Continental Life Insurance	Life Insurance.	16
65	Cornhill Insurance Company	Fire and Automobile Insurance.	16
66	County Fire Insurance	Fire, Automobile, Inland Transportation, Sprinkler Leakage and Weather Insurance.	17
67	Crown Life Insurance	Life Insurance.	17
68	Dominion of Canada General	Fire, Life, Accident, Automobile, Boiler and Machinery, Employers' Liability, Guarantee, Inland Transportation, Plate Glass, Public Liability, Sickness and Theft Insurance.	17
69	Dominion Fire Insurance	Fire, Accident, Automobile and Plate Glass Insurance.	17
70	Dominion Life Assurance	Life Insurance.	18
71	*Eagle, Star and British Dom.	Fire, Marine, Plate Glass, Property Damage, Sprinkler Leakage and Weather Insurance.	18
72	T. Eaton General Insurance	Inland Transportation Insurance.	18
73	T. Eaton Life Assurance	Life Insurance.	18
74	Empire Life Insurance	Life Insurance.	19
75	Employers' Liability Assurance	Fire, Accident, Automobile, Boiler and Machinery, Employers' Liability, Guarantee, Plate Glass, Property Damage, Public Liability, Sickness, Sprinkler Leakage, Theft, Weather and Workmen's Compensation Insurance.	30
76	Employers' Reinsurance Corp.	Accident, Automobile, Employers' Liability, Guarantee, Property Damage, Public Liability, Theft and Workmen's Compensation (limited to contracts of reinsurance).	30
77	Ensign Insurance Company	Fire and Sprinkler Leakage Insurance.	31
78	Equitable Fire and Marine	Fire, Hail, Inland Transportation, Marine, Property Damage, Sprinkler Leakage and Weather Insurance.	31
79	Equitable Life Insurance	Life Insurance.	31
80	Essex and Suffolk Equitable	Fire and Sprinkler Leakage Insurance.	31
81	Eureka-Security Fire and Marine	Fire and Property Damage Insurance.	31
82	Excelsior Life Insurance	Life Insurance.	32
83	Excess Insurance Company	Fire Insurance.	32
84	Federal Fire Insurance	Fire, Plate Glass, Public Liability and Theft Insurance.	32
85	Federal Insurance Company	Fire, Automobile, Inland Transportation, Marine and Property Damage Insurance.	35
86	Fidelity and Casualty Company	Accident, Aircraft, Automobile, Boiler and Machinery, Employers' Liability, Guarantee, Plate Glass, Public Liability, Sickness, Theft and Workmen's Compensation Insurance.	35
87	Fidelity Insurance of Canada	Accident, Aircraft, Automobile, Employers' Liability, Guarantee, Plate Glass, Property Damage, Public Liability, Sickness, Theft and Workmen's Compensation Insurance.	35
88	Fidelity-Phenix Fire	Fire, Automobile, Hail, Inland Transportation, Marine, Property Damage, Sprinkler Leakage and Weather Insurance.	35
89	Fire Association of Philadelphia	Fire, Automobile, Inland Transportation, Marine, Sprinkler Leakage and Weather Insurance.	36
90	Fire Insurance Co. of Canada	Fire, Property Damage and Sprinkler Leakage Insurance.	36
91	Fireman's Fund Insurance Co.	Fire, Automobile, Inland Transportation, Marine, Property Damage, Sprinkler Leakage and Weather Insurance.	36
92	Firemen's Insurance of Newark	Fire, Automobile, Hail, Sprinkler Leakage and Weather Ins.	36
93	First American Fire	Fire, Hail, Inland Transportation, Sprinkler Leakage and Weather Insurance.	36
94	First National Insurance	Fire, Automobile, Property Damage, Sprinkler Leakage and Weather Insurance.	37
95	Fonciere Fire of Paris, France	Fire Insurance.	37
96	Fonciere Transport & Accident	Accident, Automobile and Theft Insurance.	37
97	Franklin Fire Insurance Co.	Fire, Automobile, Hail, Inland Transportation, Marine, Property Damage, Sprinkler Leakage and Weather Insurance.	37
98	General Accident Assurance	Fire, Accident, Automobile, Boiler and Machinery, Employers' Liability, Guarantee, Plate Glass, Property Damage, Public Liability, Sickness, Sprinkler Leakage, Theft and Weather Ins.	37

\*Name changed to Eagle Star Insurance Company, Limited, March 16th, 1937.

INDEX AND LICENSE REGISTER—Continued  
CLASS A—JOINT STOCK INSURANCE COMPANIES

Ref. No.	Name of Insurer	Classes of Insurance	Annual Statement (Page No.)
99	General Accident, Fire and Life . . .	Fire, Accident, Automobile, Employers' Liability, Inland Transportation, Plate Glass, Property Damage, Public Liability, Sickness, Sprinkler Leakage, Theft and Weather Ins.	38
100	General Casualty of America . . . . .	Automobile and Plate Glass Insurance . . . . .	38
101	General Casualty of Paris . . . . .	Accident, Automobile, Employers' Liability, Guarantee, Hail, Inland Transportation, Plate Glass, Public Liability, Sickness and Theft Insurance . . . . .	38
102	General Exchange Ins. Corp. . . . .	Automobile Insurance . . . . .	38
103	General Fire of Paris, France . . . . .	Fire, Automobile, Sprinkler Leakage and Weather Insurance . . . . .	38
104	General Insurance of America . . . . .	Fire, Automobile, Inland Transportation, Property Damage, Sprinkler Leakage and Weather Insurance . . . . .	39
105	Girard Fire and Marine . . . . .	Fire, Hail and Weather Insurance . . . . .	39
106	Glens Falls Insurance . . . . .	Fire, Automobile, Inland Transportation, Property Damage, Sprinkler Leakage, Theft and Weather Insurance . . . . .	39
107	Globe Indemnity of Canada . . . . .	Fire, Accident, Automobile, Boiler and Machinery, Employers' Liability, Guarantee, Inland Transportation, Plate Glass, Property Damage, Public Liability, Sickness, Sprinkler Leakage, Theft and Weather Insurance . . . . .	39
108	Grain Insurance and Guarantee . . . . .	Fire, Guarantee and Theft Insurance (only as a discontinuing Company) . . . . .	39
109	Granite State Fire . . . . .	Fire Insurance . . . . .	40
110	Guarantee Co. of North America . . . . .	Aircraft, Automobile and Plate Glass Insurance . . . . .	40
111	Great American Insurance . . . . .	Fire, Aircraft, Automobile, Hail, Inland Transportation, Marine, Property Damage, Sprinkler Leakage and Weather Insurance . . . . .	40
112	Great West Life Assurance . . . . .	Life Insurance . . . . .	40
113	Guarantee Co. of North America . . . . .	Guarantee and Theft Insurance . . . . .	40
114	Guardian Assurance . . . . .	Fire, Property Damage, Sprinkler Leakage and Weather Ins. . . . .	41
115	Guardian Insurance . . . . .	Fire, Accident, Automobile, Boiler and Machinery, Employers' Liability, Guarantee, Inland Transportation, Plate Glass, Property Damage, Public Liability, Sickness, Sprinkler Leakage, Theft and Weather Insurance . . . . .	41
116	Guildhall Insurance Co. . . . .	Fire, Accident, Automobile, Employers' Liability, Plate Glass, Property Damage, Public Liability, Sickness, Sprinkler Leakage, Theft and Weather Insurance . . . . .	41
117	Halifax Fire . . . . .	Fire, Automobile and Plate Glass Insurance . . . . .	41
118	Hand-in-Hand . . . . .	Fire, Automobile, Hail and Plate Glass Insurance . . . . .	41
119	Hanover Fire . . . . .	Fire Insurance . . . . .	44
120	Hartford Accident and Indemnity . . . . .	Accident, Aircraft, Automobile, Employers' Liability, Guarantee, Live Stock, Plate Glass, Public Liability, Sickness, Theft and Workmen's Compensation Insurance . . . . .	44
121	Hartford Fire . . . . .	Fire, Aircraft, Automobile, Hail, Inland Transportation, Marine, Property Damage, Sprinkler Leakage and Weather Insurance . . . . .	44
122	Hartford Live Stock . . . . .	Live Stock Insurance . . . . .	44
123	Hartford Steam Boiler . . . . .	Boiler and Machinery (limited to contracts of reinsurance) . . . . .	45
124	Home Fire and Marine . . . . .	Fire, Automobile, Marine, Property Damage, Sprinkler Leakage and Weather Insurance . . . . .	45
125	Home Insurance Co. . . . .	Fire, Automobile, Hail, Inland Transportation, Marine, Property Damage, Sprinkler Leakage, Theft and Weather Insurance . . . . .	45
126	Homestead Fire Insurance . . . . .	Fire, Automobile, Marine, Sprinkler Leakage and Weather Ins. . . . .	45
127	Hudson Bay Insurance . . . . .	Fire, Accident, Automobile, Boiler and Machinery, Employers' Liability, Guarantee, Plate Glass, Public Liability, Sickness, Sprinkler Leakage, Theft, Weather and Workmen's Compensation Insurance . . . . .	45
128	Imperial Assurance Company . . . . .	Fire, Property Damage, Sprinkler Leakage and Weather Ins. . . . .	46
129	Imperial Guarantee and Accident . . . . .	Fire, Accident, Automobile, Employers' Liability, Guarantee, Inland Transportation, Marine, Plate Glass, Property Damage, Public Liability, Sickness, Sprinkler Leakage, Theft, Weather and Workmen's Compensation Insurance . . . . .	46
130	Imperial Insurance Office . . . . .	Fire, Accident, Automobile, Employers' Liability, Guarantee, Plate Glass, Public Liability, Sickness, Sprinkler Leakage, Theft, Weather and Workmen's Compensation Insurance . . . . .	46
131	Imperial Life Assurance . . . . .	Life Insurance . . . . .	46
132	Indemnity Insurance of N. America . . . . .	Accident, Automobile, Guarantee, Live Stock, Plate Glass, Property Damage, Public Liability, Sickness and Theft Ins. . . . .	47
133	Indemnity Marine Assurance . . . . .	Inland Transportation, Marine and Property Damage Insurance . . . . .	47
134	Insurance Co. of North America . . . . .	Fire, Automobile, Hail, Inland Transportation, Marine, Property Damage, Sprinkler Leakage and Weather Insurance . . . . .	47
135	International Fidelity Insurance . . . . .	Guarantee Insurance . . . . .	47
136	International Insurance Company . . . . .	Fire Insurance . . . . .	47
137	Law, Union and Rock Insurance . . . . .	Fire, Accident, Automobile, Employers' Liability, Guarantee, Inland Transportation, Plate Glass, Public Liability, Property Damage, Sickness, Sprinkler Leakage, Theft, Weather and Workmen's Compensation Insurance . . . . .	48
138	Legal and General Assurance Society . . . . .	Fire, Accident, Automobile, Inland Transportation, Plate Glass, Property Damage, Public Liability, Sickness, Sprinkler Leakage and Theft Insurance . . . . .	48
139	Liverpool and London and Globe . . . . .	Fire, Life, Accident, Automobile, Boiler and Machinery, Employers' Liability, Guarantee, Inland Transportation, Marine, Plate Glass, Property Damage, Public Liability, Sickness, Sprinkler Leakage, Theft and Weather Insurance . . . . .	48
140	Liverpool-Manitoba Assurance . . . . .	Fire and Automobile Insurance . . . . .	48
141	Local Government Guar. Society . . . . .	Fire, Sprinkler Leakage and Weather Insurance . . . . .	49
142	London Assurance . . . . .	Fire, Accident, Automobile, Employers' Liability, Inland Transportation, Marine, Plate Glass, Property Damage, Public Liability, Sickness, Sprinkler Leakage, Theft and Weather Insurance . . . . .	49



INDEX AND LICENSE REGISTER—Continued  
CLASS A—JOINT STOCK INSURANCE COMPANIES

Ref. No.	Name of Insurer	Classes of Insurance	Annual Statement (Page No.)
143	London-Canada Insurance.....	Fire, Automobile, Hail, Inland Transportation, Property Damage, Sprinkler Leakage and Weather Insurance.....	49
144	London and County.....	Fire, Automobile, Sprinkler Leakage and Weather Insurance....	49
145	London Guarantee and Accident....	Fire, Accident, Aircraft, Automobile, Boiler and Machinery, Guarantee, Inland Transportation, Plate Glass, Property Damage, Sickness, Sprinkler Leakage, Theft and Weather Ins.	49
146	London and Lanc. Guar. and Acc...	Fire, Accident, Automobile, Employers' Liability, Guarantee, Inland Transportation, Plate Glass, Public Liability, Sickness and Theft Insurance.....	50
147	London and Lancashire Insurance...	Fire, Automobile, Inland Transportation, Property Damage, Sprinkler Leakage and Weather Insurance.....	50
148	London Life Insurance.....	Life, Accident and Sickness Insurance.....	50
149	London and Provincial.....	Fire, Accident, Automobile, Guarantee, Hail, Plate Glass, Property Damage, Sprinkler Leakage, Sickness and Theft Ins.	50
150	London and Scottish Assurance.....	Fire, Life, Accident, Automobile, Hail, Plate Glass, Property Damage, Sickness and Theft Insurance.....	51
151	Loyal Life Insurance.....	Life Insurance.....	51
152	Loyal Protective Insurance.....	Accident and Sickness Insurance.....	51
153	Lumbermen's Insurance Company..	Fire Insurance.....	51
154	Manufacturers Life Insurance.....	Life Insurance.....	52
155	Marine Insurance Company.....	Fire, Aircraft, Automobile, Inland Transportation, Marine and Property Damage Insurance.....	52
156	Maryland Casualty Company.....	Accident, Aircraft, Automobile, Boiler and Machinery, Employers' Liability, Guarantee, Plate Glass, Property Damage, Public Liability, Sickness, Sprinkler Leakage, Theft and Workmen's Compensation Insurance.....	52
157	Maryland Insurance Company.....	Fire, Hail, Inland Transportation, Sprinkler Leakage and Weather Insurance.....	52
158	Mercantile Insurance Company.....	Fire, Accident, Employers' Liability, Property Damage, Sprinkler Leakage, Weather and Workmen's Compensation Insurance....	52
159	Merchants Casualty Insurance.....	Accident, Automobile, Employers' Liability, Property Damage, Public Liability and Sickness Insurance.....	53
160	Merchants Fire Assurance Corp.....	Fire, Property Damage and Sprinkler Leakage Insurance.....	53
161	Merchants Fire Insurance.....	Fire and Automobile Insurance.....	53
162	Merchants and Manufacturers Fire..	Fire, Property Damage and Sprinkler Leakage Insurance.....	56
163	Merchants Marine Insurance.....	Fire, Automobile, Property Damage, Sprinkler Leakage and Weather Insurance.....	56
164	Mercury Insurance Company.....	Fire, Automobile, Property Damage, Sprinkler Leakage and Weather Insurance.....	57
165	Metropolitan Casualty.....	Accident, Automobile, Employers' Liability, Guarantee, Plate Glass, Property Damage, Public Liability, Sickness and Theft Insurance.....	57
166	Michigan Fire and Marine.....	Fire, Hail, Property Damage, Sprinkler Leakage and Weather Ins.	57
167	Monarch Life Assurance.....	Life Insurance.....	57
168	Montreal Life Insurance.....	Life Insurance.....	57
169	Motor Union Insurance.....	Fire, Accident, Automobile, Marine, Plate Glass, Public Liability, Sprinkler Leakage and Weather Insurance.....	58
170	Mutual Life and Citizens'.....	Life Insurance.....	58
171	National-Ben Franklin Fire.....	Fire, Automobile and Sprinkler Leakage Insurance.....	58
172	National Fire of Hartford.....	Fire, Aircraft, Automobile, Inland Transportation and Property Damage Insurance.....	58
173	National Liberty Insurance.....	Fire, Automobile, Hail, Inland Transportation, Marine, Property Damage, Sprinkler Leakage and Weather Insurance.....	58
174	National Life Assurance.....	Life Insurance.....	59
175	National-Liverpool.....	Fire Insurance.....	59
176	National Provincial.....	Fire, Plate Glass, Sprinkler Leakage and Weather Insurance....	59
177	National Security Fire.....	Fire Insurance.....	59
178	National Surety Corporation.....	Guarantee and Theft Insurance (as a discontinuing company only)	59
179	National Union Fire.....	Fire, Automobile, Inland Transportation and Weather Insurance	60
180	Nationale Fire of Paris, France....	Fire, Property Damage and Sprinkler Leakage Insurance.....	60
181	Newark Fire.....	Fire, Automobile, Sprinkler Leakage and Weather Insurance....	60
182	New Brunswick Fire.....	Fire, Hail, Inland Transportation, Marine, Sprinkler Leakage and Weather Insurance.....	60
183	New Hampshire Fire.....	Fire and Automobile Insurance.....	60
184	New Jersey Insurance.....	Fire, Automobile and Sprinkler Leakage Insurance.....	61
185	New York Fire Insurance.....	Fire, Property Damage and Sprinkler Leakage Insurance.....	61
186	New York Underwriters.....	Fire, Aircraft, Automobile, Hail, Inland Transportation, Marine, Property Damage, Sprinkler Leakage and Weather Insurance.	61
187	Niagara Fire Insurance.....	Fire, Automobile, Hail, Inland Transportation, Property Damage, Sprinkler Leakage and Weather Insurance.....	61
188	North American Accident.....	Accident and Sickness Insurance.....	61
189	North British and Mercantile.....	Fire, Accident, Automobile, Employers' Liability, Guarantee, Inland Transportation, Plate Glass, Property Damage, Public Liability, Sickness, Sprinkler Leakage, Theft, Weather and Workmen's Compensation Insurance.....	62
190	North Empire Fire.....	Fire, Property Damage, Sprinkler Leakage and Weather Ins.	62
191	North River Insurance.....	Fire, Inland Transportation, Property Damage, Sprinkler Leakage and Weather Insurance.....	62
192	North West Fire.....	Fire, Sprinkler Leakage and Weather Insurance.....	63
193	Northern Assurance.....	Fire, Accident, Automobile, Boiler and Machinery, Employers' Liability, Guarantee, Inland Transportation, Marine, Plate Glass, Property Damage, Public Liability, Sickness, Sprinkler Leakage, Theft, Weather and Workmen's Compensation Ins.	63
194	Northern Life Assurance.....	Life Insurance.....	63
195	Northwest Casualty.....	Automobile, Plate Glass and Theft Insurance.....	62

INDEX AND LICENSE REGISTER—Continued  
CLASS A—JOINT STOCK INSURANCE COMPANIES

Ref. No.	Name of Insurer	Classes of Insurance	Annual Statement (Page No.)
196	Northwestern National.....	Fire, Automobile, Inland Transportation, Property Damage, Sprinkler Leakage and Weather Insurance.....	63
197	Norwich Union Fire.....	Fire, Accident, Automobile, Employers' Liability, Guarantee, Hail, Inland Transportation, Marine, Plate Glass, Property Damage, Public Liability, Sickness, Sprinkler Leakage, Theft, Weather and Workmen's Compensation Insurance.....	63
198	Occidental Fire.....	Fire, Accident, Automobile, Employers' Liability, Hail, Plate Glass, Property Damage, Public Liability, Sickness, Sprinkler Leakage, Theft, Weather and Workmen's Compensation Ins.....	64
199	Occidental Life.....	Life, Accident and Sickness Insurance.....	64
200	Ocean Accident and Guar. Corp.....	Fire, Accident, Automobile, Boiler and Machinery, Guarantee, Inland Transportation, Plate Glass, Property Damage, Sickness, Sprinkler Leakage, Theft, Weather and Workmen's Compensation Insurance.....	64
201	Pacific Coast Fire.....	Fire, Accident, Automobile, Property Damage, Sprinkler Leakage and Weather Insurance.....	64
202	Pacific Fire Insurance.....	Fire, Property Damage and Sprinkler Leakage Insurance.....	65
203	Palatine Insurance.....	Fire, Automobile, Sprinkler Leakage and Weather Insurance.....	65
204	Patriotic Assurance.....	Fire, Automobile, Sprinkler Leakage and Weather Insurance.....	65
205	Pearl Assurance Company.....	Fire, Accident, Automobile, Guarantee, Inland Transportation, Property Damage and Theft Insurance.....	65
206	Phenix Fire of Paris, France.....	Fire and Automobile Insurance.....	65
207	Philadelphia Fire and Marine.....	Fire, Inland Transportation, Marine, Property Damage, Sprinkler Leakage and Weather Insurance.....	66
208	Phoenix Assurance, Lon., Eng.....	Life, Fire, Accident, Aircraft, Automobile, Employers' Liability, Guarantee, Inland Transportation, Marine, Plate Glass, Property Damage, Public Liability, Sickness, Sprinkler Leakage, Theft and Weather Insurance.....	66
209	Phoenix Insurance Co. of Hartford.....	Fire, Hail, Inland Transportation, Marine, Property Damage, Sprinkler Leakage and Weather Insurance.....	66
210	Pilot Insurance Company.....	Fire, Accident, Aircraft, Automobile, Boiler and Machinery, Employers' Liability, Guarantee, Hail, Inland Transportation, Marine, Plate Glass, Property Damage, Public Liability, Sickness, Sprinkler Leakage, Theft, Weather and Workmen's Compensation Insurance.....	66
211	Pioneer Insurance Company.....	Fire, Automobile, Sprinkler Leakage and Weather Insurance.....	69
212	Planet Assurance Company.....	Fire, Sprinkler Leakage and Weather Insurance.....	69
213	Protective Assoc. of Canada.....	Accident and Sickness Insurance.....	70
214	Providence Fire of Paris, France.....	Fire Insurance.....	70
215	Providence Washington Insurance.....	Fire, Automobile, Hail, Inland Transportation, Marine, Property Damage and Weather Insurance.....	70
216	Provident Assurance Company.....	Fire, Accident, Automobile, Employers' Liability, Guarantee, Inland Transportation, Marine, Plate Glass, Property Damage, Public Liability, Sickness, Theft, Weather and Workmen's Compensation Insurance.....	70
217	Provincial Insurance Company.....	Fire and Automobile Insurance.....	70
218	Prudential Assurance Company.....	Fire, Life, Accident, Automobile, Employers' Liability, Guarantee, Inland Transportation, Plate Glass, Property Damage, Public Liability, Sickness, Sprinkler Leakage, Theft, Weather and Workmen's Compensation Insurance.....	71
219	Quebec Fire Assurance.....	Fire, Sprinkler Leakage and Weather Insurance.....	71
220	Queen City Fire.....	Fire and Hail Insurance.....	71
221	Queen Insurance of America.....	Fire, Automobile, Inland Transportation, Marine, Property Damage, Sprinkler Leakage and Weather Insurance.....	74
222	Railway Passengers' Assurance.....	Fire, Accident, Automobile, Employers' Liability, Guarantee, Inland Transportation, Plate Glass, Property Damage, Public Liability, Sickness, Sprinkler Leakage, Theft, Weather and Workmen's Compensation Insurance.....	74
223	Reliance Insurance Co. of Can.....	Fire, Hail, Property Damage, Sprinkler Leakage, Theft and Weather Insurance.....	74
224	Rhode Island Insurance.....	Fire, Sprinkler Leakage and Weather Insurance.....	75
225	Royal Exchange Assurance.....	Fire, Accident, Automobile, Employers' Liability, Guarantee, Inland Transportation, Marine, Public Liability, Sickness, Sprinkler Leakage, Theft, Weather and Workmen's Compensation Insurance.....	75
226	Royal Insurance Co., Limited.....	Fire, Life, Accident, Automobile, Boiler and Machinery, Employers' Liability, Guarantee, Inland Transportation, Marine, Plate Glass, Property Damage, Public Liability, Sickness, Sprinkler Leakage, Theft, Weather and Workmen's Compensation Insurance.....	75
227	Royal Scottish Insurance Company.....	Fire, Sprinkler Leakage and Weather Insurance.....	75
228	St. Paul Fire and Marine.....	Fire, Automobile, Inland Transportation, Marine, Property Damage, Sprinkler Leakage and Weather Insurance.....	76
229	Saint Paul-Mercury Indemnity.....	Automobile Insurance.....	76
230	Sauvegarde, La, Life.....	Life Insurance.....	76
231	Scottish Canadian Assurance Corp.....	Fire, Sprinkler Leakage and Weather Insurance.....	76
232	Scottish Metropolitan Assurance.....	Fire, Accident, Automobile, Employers' Liability, Guarantee, Inland Transportation, Plate Glass, Public Liability, Sickness, Sprinkler Leakage, Weather and Workmen's Compensation Ins.....	76
233	Scottish Union and National.....	Fire, Automobile, Property Damage, Sprinkler Leakage and Weather Insurance.....	77
234	Sea Insurance Company.....	Fire, Inland Transportation, Marine, Property Damage and Weather Insurance.....	77
235	Security Insurance of New Haven.....	Fire, Automobile, Inland Transportation, Marine, Sprinkler Leakage and Weather Insurance.....	77
236	Security National Insurance.....	Fire, Sprinkler Leakage and Weather Insurance.....	77

INDEX AND LICENSE REGISTER—Continued  
 CLASS A—JOINT STOCK INSURANCE COMPANIES

Ref. No.	Name of Insurer	Classes of Insurance	Annual Statement (Page No.)
237	Sentinel Fire Insurance.....	Fire, Hail, Property Damage, Sprinkler Leakage and Weather Ins.	77
238	Southern Insurance Company.....	Fire, Automobile, Plate Glass, Property Damage, Sprinkler Leakage and Weather Insurance.....	78
239	Sovereign Life Assurance.....	Life Insurance.....	78
240	Springfield Fire and Marine.....	Fire, Hail, Inland Transportation, Property Damage, Sprinkler Leakage and Weather Insurance.....	78
241	Standard Marine Insurance.....	Inland Transportation and Marine Insurance.....	78
242	State Assurance Company.....	Fire, Sprinkler Leakage and Weather Insurance.....	78
243	Sun Insurance Office.....	Fire, Accident, Automobile, Employers' Liability, Guarantee, Inland Transportation, Marine, Plate Glass, Property Damage, Public Liability, Sickness, Sprinkler Leakage, Theft, Weather and Workmen's Compensation Insurance.....	79
244	Sun Life Assurance Company.....	Life Insurance.....	79
245	Sussex Fire Insurance Company.....	Fire Insurance.....	79
246	Svea Fire and Life Insurance.....	Fire, Automobile, Sprinkler Leakage and Weather Insurance.....	79
247	Switzerland General Insurance.....	Fire Insurance.....	79
248	Tokio Marine and Fire.....	Fire, Inland Transportation, Marine and Property Damage Ins.	80
249	Toronto General Insurance.....	Fire, Accident, Automobile, Employers' Liability, Guarantee, Inland Transportation, Plate Glass, Public Liability, Sickness, Sprinkler Leakage, Theft, Weather and Workmen's Compensation Insurance.....	80
250	Travelers Fire Insurance.....	Fire, Aircraft, Automobile, Inland Transportation, Property Damage and Weather Insurance.....	84
251	Travelers Indemnity Company.....	Accident, Automobile, Boiler and Machinery, Plate Glass, Property Damage, Public Liability and Theft Insurance....	84
252	Travelers Insurance Company.....	Life, Accident, Automobile, Employers' Liability, Public Liability and Sickness Insurance.....	85
253	Union Assurance Society.....	Fire, Accident, Automobile, Inland Transportation, Plate Glass, Public Liability, Sickness, Sprinkler Leakage, Theft and Weather Insurance.....	85
254	Union Fire, Acc. and Gen. Insur. Co. of Paris.....	Fire, Automobile and Theft Insurance.....	85
255	Union Insurance Society of Canton.....	Fire, Accident, Automobile, Employers' Liability, Guarantee, Inland Transportation, Marine, Plate Glass, Property Damage, Public Liability, Sickness, Theft, Weather and Workmen's Compensation Insurance.....	85
256	Union Labor Life.....	Life Insurance.....	86
257	Union Marine and General.....	Fire, Accident, Automobile, Employers' Liability, Guarantee, Inland Transportation, Marine, Plate Glass, Property Damage, Public Liability, Sickness, Sprinkler Leakage, Theft and Weather Insurance.....	86
258	United British Insurance.....	Fire, Automobile, Sprinkler Leakage and Weather Insurance...	86
259	United Firemen's Insurance.....	Fire, Property Damage, Sprinkler Leakage and Weather Ins.	86
260	United States Fidelity & Guaranty.....	Accident, Aircraft, Automobile, Employers' Liability, Guarantee, Plate Glass, Property Damage, Public Liability, Sickness, Theft and Workmen's Compensation Insurance...	86
261	United States Fire.....	Fire, Aircraft, Automobile, Inland Transportation, Marine, Property Damage, Sprinkler Leakage and Weather Insurance.....	87
262	United States Guarantee Company.....	Automobile, Public Liability and Theft Insurance.....	87
263	United States Life.....	Life Insurance.....	87
264	Urbaine Fire Insurance.....	Fire and Sprinkler Leakage Insurance.....	87
265	Wapiti Insurance Company.....	Fire, Automobile, Sprinkler Leakage and Weather Insurance...	87
266	Wellington Fire Insurance.....	Fire and Automobile Insurance.....	88
267	Westchester Fire Insurance.....	Fire, Aircraft, Hail, Inland Transportation, Marine, Property Damage, Sprinkler Leakage and Weather Insurance.....	90
268	Western Assurance Company.....	Fire, Accident, Automobile, Boiler and Machinery, Employers' Liability, Guarantee, Inland Transportation, Marine, Plate Glass, Property Damage, Public Liability, Sickness, Sprinkler Leakage, Theft, Weather and Workmen's Compensation Ins.	90
269	Western Life Assurance Company.....	Life Insurance.....	91
270	Westminster Fire Office.....	Fire, Automobile, Property Damage, Sprinkler Leakage and Weather Insurance.....	91
271	World Fire and Marine.....	Fire, Automobile, Hail, Inland Transportation, Marine, Property Damage, Sprinkler Leakage and Weather Insurance.....	91
272	World Marine & General Insurance.....	Fire, Accident, Automobile, Boiler and Machinery, Employers' Liability, Guarantee, Inland Transportation, Plate Glass, Property Damage, Public Liability, Sickness, Sprinkler Leakage, Theft, Weather and Workmen's Compensation Ins.	91
273	Yorkshire Insurance Company.....	Fire, Accident, Automobile, Boiler and Machinery, Employers' Liability, Guarantee, Hail, Inland Transportation, Live Stock, Plate Glass, Marine, Property Damage, Public Liability, Sickness, Sprinkler Leakage and Theft Insurance.....	92
274	Zurich General Acc. & Liability.....	Accident, Automobile, Employers' Liability, Plate Glass, Property Damage, Public Liability, Sickness and Theft Ins.	92

INDEX AND LICENSE REGISTER—Continued  
CLASS B—MUTUAL INSURANCE CORPORATIONS

Ref. No.	Name of Insurer	Classes of Insurance	Annual Statement (Page No.)
<i>Farmers' Mutual Fire</i>			
1	Algoma.....	Fire Insurance.....	94
2	Amherst Island.....	Fire Insurance.....	94
3	Ayr Farmers'.....	Fire Insurance.....	94
4	Bay of Quinte Agricultural.....	Fire Insurance.....	94
5	Bertie and Willoughby Farmers'.....	Fire Insurance.....	94
6	Blanshard.....	Fire Insurance.....	94
7	Blenheim, North.....	Fire Insurance.....	94
8	Brant County Farmers'.....	Fire Insurance.....	94
9	Canadian Millers'.....	Fire Insurance limited to insuring on the premium note plan against fire and lightning, buildings, plant and stocks of millers and grain dealers used in connection with the milling or grain trade.....	94
10	Caradoc Farmers'.....	Fire Insurance.....	94
11	Clinton.....	Fire Insurance.....	94
12	Culross.....	Fire Insurance.....	94
13	Dereham and West Oxford.....	Fire Insurance.....	94
14	Dorchester, North and South.....	Fire Insurance.....	94
15	Downie.....	Fire Insurance.....	94
16	Dufferin Farmers'.....	Fire Insurance.....	94
17	Dumfries, North, and Waterloo, South.....	Fire Insurance.....	94
18	Dunwich Farmers'.....	Fire Insurance.....	94
19	Easthope, South, Farmers'.....	Fire Insurance.....	94
20	Ekfrid.....	Fire Insurance.....	94
21	Elma Farmers'.....	Fire Insurance.....	94
22	Eramosa.....	Fire Insurance.....	94
23	Erie Farmers'.....	Fire Insurance.....	94
24	Farmers' Central.....	Fire Insurance.....	94
25	Farmers' Union.....	Fire Insurance.....	94
26	Formosa.....	Fire Insurance.....	94
27	Germania Farmers'.....	Fire Insurance.....	94
28	Glengarry Farmers'.....	Fire Insurance.....	94
29	Grand River.....	Fire Insurance.....	94
30	Grenville Patron.....	Fire Insurance.....	94
31	Grey and Bruce.....	Fire Insurance.....	94
32	Guelph Township.....	Fire Insurance.....	95
33	Halton Union.....	Fire Insurance.....	95
34	Hamilton Township.....	Fire Insurance.....	95
35	Hay Township.....	Fire Insurance.....	95
36	Hopewell Creek.....	Fire Insurance.....	95
37	Howard Farmers'.....	Fire Insurance.....	95
38	Howick.....	Fire Insurance.....	95
39	Kent and Essex.....	Fire Insurance.....	95
40	Lambton.....	Fire Insurance.....	95
41	Lanark County.....	Fire Insurance.....	95
42	Lennox and Addington.....	Fire Insurance.....	95
43	Lobo.....	Fire Insurance.....	95
44	London Township.....	Fire Insurance.....	95
45	McGillivray.....	Fire Insurance.....	95
46	McKillop.....	Fire Insurance.....	95
47	Maple Leaf.....	Fire Insurance.....	95
48	Nissouri.....	Fire Insurance.....	95
49	Norfolk.....	Fire Insurance.....	95
50	North Kent.....	Fire Insurance.....	95
51	Oneida.....	Fire Insurance.....	95
52	Ontario Threshermen's.....	Fire Insurance.....	95
53	Otter.....	Fire Insurance.....	95
54	Peel County.....	Fire Insurance.....	95
55	Peel and Maryborough.....	Fire Insurance.....	95
56	Prescott Farmers'.....	Fire Insurance.....	95
57	Puslinch.....	Fire Insurance.....	95
58	Saltfleet and Binbrook.....	Fire Insurance.....	95
59	Southwold.....	Fire Insurance.....	95
60	Townsend Farmers'.....	Fire Insurance.....	95
61	Usborne and Hibbert.....	Fire Insurance.....	95
62	Walpole Farmers'.....	Fire Insurance.....	95
63	Waterloo, North.....	Fire Insurance.....	95
64	Wawanosh, West.....	Fire Insurance.....	95
65	Westminster Township.....	Fire Insurance.....	95
66	Williams, East.....	Fire Insurance.....	95
67	Yarmouth.....	Fire Insurance.....	95
<i>Farmers' Mutual—Weather</i>			
1	*Huron Weather.....	Weather.....	103
2	Ontario Farmers' Weather.....	Weather.....	102
3	Western Farmers' Weather.....	Weather.....	102
<i>Associated New England Factory Mutuals</i>			
1	American Mutual, Providence, R.I.....	Fire Insurance.....	104
2	Arkwright Mutual, Boston, Mass.....	Fire Insurance.....	104

\*Reinsured with Western Farmers' Weather Insurance Mutual Company as of July 1st, 1936.

INDEX AND LICENSE REGISTER—Continued  
CLASS B—MUTUAL INSURANCE CORPORATIONS

Ref. No.	Name of Insurer	Classes of Insurance	Annual Statement (Page No.)
3	Blackstone Mutual Fire, Providence, R.I.	Fire Insurance	104
4	Boston Manufacturers' Mutual, Boston, Mass.	Fire Insurance	104
5	Cotton and Woolen Manufacturers', Boston, Mass.	Fire Insurance	105
6	Enterprise Mutual, Providence, R.I.	Fire Insurance	105
7	Fall River Manufacturers', Fall River, Mass.	Fire Insurance	105
8	Firemen's Mutual, Providence, R.I.	Fire Insurance	105
9	Hope Mutual Fire, Providence, R.I.	Fire Insurance	105
10	Industrial Mutual, Boston, Mass.	Fire Insurance	106
11	Manufacturers' Mutual Fire, Providence, R.I.	Fire Insurance	106
12	Mechanics' Mutual Fire, Providence, R.I.	Fire Insurance	106
13	Merchants' Mutual Fire, Providence, R.I.	Fire Insurance	106
14	Mill Owners' Mutual Fire, Chicago, Ill.	Fire Insurance	106
15	Paper Mill Mutual Insurance, Boston, Mass.	Fire Insurance	107
16	Philadelphia Mfgs.' Mutual, Philadelphia, Pa.	Fire Insurance	107
17	Protection Mutual Fire, Chicago, Ill.	Fire Insurance	107
18	Rhode Island Mutual Fire, Providence, R.I.	Fire Insurance	107
19	Rubber Manufacturers' Mutual, Boston, Mass.	Fire Insurance	107
20	State Mutual Fire, Providence, R.I.	Fire Insurance	108
21	What Cheer Mutual, Providence, R.I.	Fire Insurance	108
22	Worcester Manufacturers' Mutual, Worcester, Mass.	Fire Insurance	108
<i>Other Mutuials</i>			
1	Ancient Foresters' Mutual Life	Life Insurance	109
2	Central Manufacturers' Mutual	Fire, Automobile, Sprinkler Leakage Insurance.	109
3	Hardware Dealers' Mutual	Fire, Automobile, Inland Transportation, Property Damage, Sprinkler Leakage and Weather Insurance.	109
4	Hardware Mutual Fire	Fire, Automobile, Inland Transportation, Property Damage, Sprinkler Leakage and Weather Insurance	109
5	Indiana Lumbermen's Mutual	Fire, Hail, Property Damage, Weather Insurance	109
6	Lumber Mutual Fire	Fire, Property Damage, Sprinkler Leakage and Weather Insurance	110
7	Lumbermens Mutual Casualty	Accident, Automobile, Employers' Liability, Plate Glass, Property Damage and Public Liability Insurance.	110
8	Lumbermens Mutual Insurance Company	Fire and Automobile Insurance	110
9	Metropolitan Life Insurance	Life, Accident and Sickness Insurance	110
10	Mill Owners' Mutual of Iowa	Fire, Property Damage, Sprinkler Leakage and Weather Insurance	111
11	Minnesota Implement Mutual	Fire, Automobile, Inland Transportation, Property Damage, Sprinkler Leakage and Weather Insurance	111
12	Mutual Benefit Health and Accident	Accident and Sickness Insurance	111
13	*Mutual Relief Life	Life Insurance	111
14	New York Life	Life Insurance	112
15	Northwestern Mutual Fire Assn.	Fire, Automobile, Inland Transportation, Property Damage, Sprinkler Leakage and Weather Insurance	112
16	Pennsylvania Lumbermen's Mutual	Fire, Property Damage, Sprinkler Leakage and Weather Insurance	113
17	Prudential Insurance Company	Life, Accident and Sickness Insurance	113
18	Royal Guardians	Life, Accident and Sickness Insurance	113
19	Standard Life Assurance	Life Insurance	113
20	State Life Insurance	Life Insurance	114
21	United Mutual Fire	Fire Insurance	114

CLASS C—CASH MUTUAL INSURANCE CORPORATIONS

Ref. No.	Name of Insurer	Classes of Insurance	Annual Statement (Page No.)
1	Economical Mutual Fire Insurance Company	Fire, Accident, Automobile, Employers' Liability, Plate Glass, Property Damage, Public Liability, Sickness and Weather Insurance.	117
2	Gore District Mutual Fire Insurance Company	Fire Insurance	119
3	Millers' National Insurance Company	Fire Insurance	120
4	Perth Mutual Fire Insurance Company	Fire Insurance	120
5	Portage la Prairie Mutual Insurance Company	Fire and Weather (limited to the Cash Plan) Ins.	123
6	Waterloo Mutual Fire Insurance Company	Fire Insurance	123
7	Wawanesa Mutual Insurance Company	Fire, Automobile, Plate Glass, Public Liability, Sprinkler Leakage, Theft and Weather (limited to the Cash Plan) Insurance.	126

\*Reinsured in the Empire Life Insurance Company, May 20th, 1936.

## INDEX AND LICENSE REGISTER—Continued

## CLASS D—FRATERNAL SOCIETIES

Ref. No.	Name of Insurer	Classes of Insurance	Annual Statement (Page No.)
1	Aid Association for Lutherans.....	Life Insurance, Sick and Funeral Benefits.....	129
2	Alliance Nationale.....	Life Insurance, Sick and Funeral Benefits.....	129
3	Artisans la Societe des Canadiens Francais.....	Life Insurance, Sick and Funeral Benefits.....	129
4	Canadian Order of Chosen Friends.....	Life Insurance, Sick and Funeral Benefits.....	129
5	Canadian Order of Foresters.....	Life Insurance, Sick and Funeral Benefits.....	137
6	Canadian Woodmen of the World.....	Life Insurance, Sick and Funeral Benefits.....	148
7	Catholic Mutual Benefit Association.....	Life Insurance, Sick and Funeral Benefits.....	148
8	Catholic Order of Foresters.....	Life Insurance.....	148
9	Civil Service Mutual Benefit Society.....	Life Insurance.....	149
10	Commercial Travelers' Mutual Accident Association of America.....	Accident Insurance.....	152
11	Commercial Travellers' Association of Canada.....	Life Insurance.....	152
12	Croatian Fraternal Union of America.....	Life Insurance, Sick and Funeral Benefits.....	153
13	First Catholic Slovak Union.....	Life Insurance.....	153
14	Hamilton Firemen's Benefit Fund.....	Life Insurance.....	153
15	Hamilton Police Benefit Fund.....	Life Insurance.....	155
16	Independent Order of Foresters.....	Life Insurance, Sick and Funeral Benefits.....	156
17	Jewish National Workers' Alliance of America.....	Life Insurance, Sick and Funeral Benefits.....	157
18	Knights of Columbus.....	Life Insurance.....	157
19	London Police Benefit Fund.....	Life Insurance.....	157
20	Lutheran Brotherhood.....	Life Insurance.....	159
21	Lutheran Mutual Aid Society.....	Life Insurance, Sick and Funeral Benefits.....	159
22	Maccabees, The.....	Life Insurance, Sick and Funeral Benefits.....	159
23	Ministers' Life and Casualty Union.....	Life, Accident and Sickness Insurance.....	159
24	National Fraternal Society of the Deaf.....	Life Insurance, Sick and Funeral Benefits.....	159
25	Ontario Commercial Travellers' Association.....	Life Insurance.....	160
26	Orange Grand Lodge of British America.....	Life Insurance, Sick and Funeral Benefits.....	162
27	Ottawa Firemen's Superannuation and Benefit Fund.....	Life Insurance, Sick and Funeral Benefits.....	163
28	Ottawa Police Benefit Fund Association.....	Life Insurance.....	164
29	Royal Arcanum, Supreme Council.....	Life Insurance.....	166
30	St. Joseph Union of Canada.....	Life Insurance, Sick and Funeral Benefits.....	182
31	Slovene National Benefit Society.....	Life, Accident and Sickness Insurance.....	166
32	Sons of England Benefit Society.....	Life Insurance, Sick and Funeral Benefits.....	166
33	Sons of Scotland Benevolent Association.....	Life Insurance, Sick and Funeral Benefits.....	171
34	Stratford, City of, Municipal Benefit Fund.....	Life Insurance, Sick and Funeral Benefits.....	175
35	Toronto Firemen's Benefit Fund.....	Life Insurance.....	177
36	Toronto Police Benefit Fund.....	Life Insurance.....	179
37	United Commercial Travelers of America, Order of.....	Accident Insurance.....	189
38	Woman's Benefit Association.....	Life Insurance.....	190
39	Workmen's Circle.....	Life Insurance.....	190

## CLASS E—MUTUAL BENEFIT SOCIETIES

Ref. No.	Name of Insurer	When Organized or Incorporated	Classes of Insurance	Annual Statement (Page No.)
1	A. & P. (Toronto) Managers' Mutual Benefit Society.....	1935	Sick and Funeral Benefits.....	196
2	A. & P. (Toronto) Mutual Benefit Society.....	1935	Sick and Funeral Benefits.....	196
3	Army and Navy Veterans, Hamilton.....	1888	Sick and Funeral Benefits.....	196
4	Army and Navy Veterans, Toronto.....	1897	Sick and Funeral Benefits.....	196
5	Beaver Sick and Funeral Benefit Club.....	1917	Sick and Funeral Benefits.....	196
6	Border Cities Italian Club Mutual Benefit Society.....	1933	Sick and Funeral Benefits.....	196
7	Brantford Carriage Company, Limited, Relief Association.....	1920	Sick and Funeral Benefits.....	196
8	Brantford Hungarian Mutual Benefit Society.....	1926	Sick and Funeral Benefits.....	196
9	Brantford Polish Mutual Benefit and Friendly Society.....	1932	Sick and Funeral Benefits.....	196
10	Brown Bros., Limited, Employees' Benefit Society.....	1903	Sick and Funeral Benefits.....	196
11	Brunner Mond Mutual Benefit Society.....	1918	Sick and Funeral Benefits.....	196
12	Canada Cycle and Motor Company, Limited, Employees' Mutual Benefit Society.....	1918	Sick and Funeral Benefits.....	196
13	Canadian Acme Screw & Gear Employees' Mutual Benefit Society.....	1920	Sick and Funeral Benefits.....	196
14	Canadian Allis-Chalmers, Limited, Employees' Mutual Benefit Society.....	1897	Sick and Funeral Benefits.....	196
15	Canadian General Electric Company, Ward Street Works Division, Employees' Sick Benefit Society.....	1920	Sick and Funeral Benefits.....	196
16	Canadian Hebrew Benevolent Society.....	1920	Sick and Funeral Benefits.....	196
17	Canadian National Expressmen's Mutual Benefit Assn.....	1928	Sick and Funeral Benefits.....	196
18	Canadian Order of Rechabites.....	1912	Sick and Funeral Benefits.....	196
19	Canadian Pacific Expressmen's Sick Benefit Association.....	1893	Sick and Funeral Benefits.....	196
20	Canadian Slovenian Mutual Benefit Society.....	1935	Sick and Funeral Benefits.....	196
21	Citizens' Mutual Benefit Association.....	1933	Sick and Funeral Benefits.....	196
22	Cobban Mfg. Company's Employees' Mutual Benefit Society.....	1888	Sick and Funeral Benefits.....	196
23	Cockshutt Plow Company Relief Association.....	1899	Sick and Funeral Benefits.....	196
24	Consumers' Gas Company's Employees' Mutual Benefit Society.....	1918	Sick and Funeral Benefits.....	196
25	Croatian Mutual Benefit Society of Canada.....	1933	Sick and Funeral Benefits.....	196
26	Czenstochower Aid Society.....	1916	Sick and Funeral Benefits.....	196
27	Daughters of England Benevolent Society.....	1895	Sick and Funeral Benefits.....	196
28	Dominion Forge and Stamping Company, Ltd., Employees' Mutual Benefit Association.....	1920	Sick and Funeral Benefits.....	196
29	Dunlop Tire and Rubber Goods Employees' Mutual Benefit Society.....	1913	Sick and Funeral Benefits.....	196

## INDEX AND LICENSE REGISTER—Continued

## CLASS E—MUTUAL BENEFIT SOCIETIES

Ref. No.	Name of Insurer	When Organized or Incorporated	Classes of Insurance	Annual Statement (Page No.)
30	Engineers' Mutual Benefit Fund	1912	Sick and Funeral Benefits	196
31	Evening Telegram Employees' Benefit Society	1912	Sick and Funeral Benefits	196
32	Foresters, Subsid. High Court of the Ancient Order of	1935	Sick and Funeral Benefits	196
33	Globe Printing Company's Employees' Benefit Society	1896	Sick and Funeral Benefits	196
34	Grand Order of Israel Benefit Society	1908	Sick and Funeral Benefits	196
35	B. Greening Wire Company, Limited, Employees' Benefit Society	1910	Sick and Funeral Benefits	196
36	Gutta Percha and Rubber Mfg. Company of Toronto, Limited, Employees' Sick Benefit Society	1901	Sick and Funeral Benefits	196
37	*H.A. Mutual Benefit Association	1918	Sick and Funeral Benefits	196
38	Hamilton St. Stanislaus Mutual Benefit Society	1916	Sick and Funeral Benefits	196
39	Hebrew Friendly Society of Toronto	1909	Sick and Funeral Benefits	196
40	Hebrew Sick Benefit Society	1918	Sick and Funeral Benefits	196
41	Hibernians, Ancient Order of	1893	Sick and Funeral Benefits	196
42	Imperial Varnish and Colour Sick Benefit Society	1911	Sick and Funeral Benefits	196
43	Independent Mutual Benefit Federation	1934	Sick and Funeral Benefits	196
44	Italian Brotherly Mutual Benefit Society	1930	Sick and Funeral Benefits	196
45	Italian Mutual Benefit Society of Port Arthur	1930	Sick and Funeral Benefits	196
46	Italo-Canadese Benevolent Society	1919	Sick and Funeral Benefits	197
47	Iwasker Mutual Benefit Society	1934	Sick and Funeral Benefits	197
48	Judean Benevolent and Friendly Society	1919	Sick and Funeral Benefits	197
49	Kieltzer Sick Benefit Society of Toronto	1914	Sick and Funeral Benefits	197
50	†Knights of Malta, Chapter General of Canada	1932	Sick and Funeral Benefits	197
51	Knights of Pythias, Grand Lodge	1916	Sick and Funeral Benefits	197
52	Labour League Mutual Benefit Society	1927	Sick and Funeral Benefits	197
53	Lagover Mutual Benefit Society	1933	Sick and Funeral Benefits	197
54	Leaside Mutual Aid Society	1923	Sick and Funeral Benefits	197
55	Limitzer Sick Benefit Society	1916	Sick and Funeral Benefits	197
56	Loyal Orange Young Britons, Lodge No. 33	1895	Sick and Funeral Benefits	197
57	Loyal Order of Moose of Ontario	1917	Sick and Funeral Benefits	197
58	Loyal True Blue Association	1893	Sick and Funeral Benefits	197
59	MacLean Publishing Company, Limited, Mechanical Division, Mutual Benefit Association	1923	Sick and Funeral Benefits	197
60	Massey-Harris Company (Verity Works) Sick and Funeral Mutual Benefit Association	1899	Sick and Funeral Benefits	197
61	Massey-Harris Company, Limited (Brantford), Employees' Benefit Association	1894	Sick and Funeral Benefits	197
62	Massey-Harris (Toronto) Employees' Mutual Benefit Society	1883	Sick and Funeral Benefits	197
63	Mazzer Sick Benefit Society	1906	Sick and Funeral Benefits	197
64	Mutual Benefit Society of Alumnae Association, Victoria Hospital School of Nursing	1932	Sick and Funeral Benefits	197
65	Mutual Masonic Compact of St. Catharines and Niagara District	1893	Sick and Funeral Benefits	197
66	National Cash Register Employees' Benefit Society	1907	Sick and Funeral Benefits	197
67	National Slovak Mutual Benefit Society	1934	Sick and Funeral Benefits	197
68	Oddfellows, Independent Order of	1875	Sick and Funeral Benefits	197
69	Order of Sons of Italy of Ontario Mutual Benefit Society	1928	Sick and Funeral Benefits	197
70	Ostrowetz Independent Mutual Benefit Society	1926	Sick and Funeral Benefits	197
71	Ottawa Hebrew Benefit Society	1915	Sick and Funeral Benefits	197
72	Polish Alliance Friendly Society of Canada	1907	Sick and Funeral Benefits	197
73	Polish Veterans' Mutual Benefit Society	1930	Sick and Funeral Benefits	197
74	Postal Benefit Association of Toronto	1894	Sick and Funeral Benefits	197
75	Pride of Israel Sick Benefit Society	1905	Sick and Funeral Benefits	197
76	Provincial Grand Lodge, Manchester Unity, Independent Order of Oddfellows of Ontario	1893	Sick and Funeral Benefits	197
77	Radomer Mutual Benefit Society	1935	Sick and Funeral Benefits	197
78	Rani Ghar Grotto Mutual Benefit Society	1934	Sick and Funeral Benefits	197
79	Rogers, Wm., Manufacturing Company, Welfare Society	1919	Sick and Funeral Benefits	197
80	Sawyer-Massey Company, Limited, Employees' Mutual Benefit Association	1911	Sick and Funeral Benefits	197
81	Slingsby Manufacturing Company, Limited, Employees' Sick Benefit Society	1920	Sick and Funeral Benefits	197
82	Societa Figli d'Italia di Mutuo Soccorso St. Antonio, Ottawa	1919	Sick and Funeral Benefits	197
83	Societa Italiana di M. S. Guglielmo Marconi	1917	Sick and Funeral Benefits	197
84	Societa di Mutuo Soccorso Racalmuto	1919	Sick and Funeral Benefits	197
85	Societa di Mutuo Soccorso la Trinacria, Toronto	1914	Sick and Funeral Benefits	197
86	Sons and Daughters of Canadian Lithuanian Mutual Benefit Society	1914	Sick and Funeral Benefits	197
87	Sons and Daughters of Ireland Protestant Association	1893	Sick and Funeral Benefits	197
88	Sons of Abraham Mutual Benefit Society	1936	Sick and Funeral Benefits	197
89	Sons of David Mutual Benefit Society	1933	Sick and Funeral Benefits	197
90	Sons of Jacob Benevolent Society	1918	Sick and Funeral Benefits	197
91	St. Albert Friendly Society	1909	Sick and Funeral Benefits	197
92	St. Boniface Benefit Society	1894	Sick and Funeral Benefits	197
93	St. David's Mutual Benefit Society	1914	Sick and Funeral Benefits	197
94	St. Joseph Aid Society (Formosa)	1887	Sick and Funeral Benefits	197
95	Star of Italy Mutual Aid and Benevolent Society	1918	Sick and Funeral Benefits	197
96	Star Mutual Benefit Society	1926	Sick and Funeral Benefits	197
97	Theatrical Mutual Association of Hamilton	1907	Sick and Funeral Benefits	197
98	Theatrical Mutual Association, Toronto	1886	Sick and Funeral Benefits	197
99	Toronto Civic Employees' Benefit Association	1893	Sick and Funeral Benefits	197
100	Toronto Hebrew Benevolent Society	1899	Sick and Funeral Benefits	197

\*Name changed to Canada Packers Mutual Benefit Association, July 2nd, 1937.

†Name changed to Ancient and Illustrious Order, Knights of Malta of Canada.

## INDEX AND LICENSE REGISTER—Continued

## CLASS E—MUTUAL BENEFIT SOCIETIES

Ref. No.	Name of Insurer	When Organized or Incorporated	Classes of Insurance	Annual Statement (Page No.)
101	Toronto Hydro-Electric System Employees' Mutual Benefit Society.....	1914	Sick and Funeral Benefits....	197
102	Toronto Independent Benevolent Association.....	1911	Sick and Funeral Benefits....	197
103	Toronto Musical Protective Association.....	1894	Sick and Funeral Benefits....	197
104	Transportation Club of Toronto.....	1917	Sick and Funeral Benefits....	197
105	Ukrainian National Mutual Benefit Association.....	1933	Sick and Funeral Benefits....	198
106	Ulga Mutual Benefit Society.....	1924	Sick and Funeral Benefits....	198
107	Union of Ukrainian Brotherhoods.....	1911	Sick and Funeral Benefits....	198
108	United Mutual Benefit Society of A. Pushkin.....	1931	Sick and Funeral Benefits....	198
109	Vitese Mutual Benefit Society.....	1935	Sick and Funeral Benefits....	198
110	Warsaw Lodzer Mutual Benefit Association.....	1930	Sick and Funeral Benefits....	198
111	Young Men's Hebrew Association.....	1912	Sick and Funeral Benefits....	198
112	Zion Benevolent Society.....	1911	Sick and Funeral Benefits....	198

## CLASS F—COMPANIES DULY INCORPORATED TO UNDERTAKE INSURANCE CONTRACTS AND NOT WITHIN ANY OF THE CLASSES MENTIONED IN CLASSES A, B, C, D AND E

Ref. No.	Name of Insurer	Classes of Insurance	Annual Statement (Page No.)
1	Commerce Mutual Fire Insurance Company.....	Fire Insurance.....	211
2	Mutual Life Assurance Company of Canada.....	Life Insurance.....	211
3	North American Life Assurance Company.....	Life Insurance.....	211
4	Stanstead and Sherbrooke Fire Insurance Co.....	Fire Insurance (limited to the Cash Plan).....	211

## CLASS G—RECIPROCAL OR INTER-INSURANCE EXCHANGES

Ref. No.	Name of Insurer	Classes of Insurance	Annual Statement (Page No.)
1	Affiliated Underwriters.....	Fire Insurance.....	217
2	American Exchange Underwriters.....	Fire Insurance.....	217
3	Canadian Reciprocal Underwriters.....	Fire Insurance.....	217
4	Canners' Exchange.....	Fire Insurance.....	219
5	Detroit Automobile Inter-Insurance Exchange.....	Automobile Insurance, limited to persons who are members of the Detroit Automobile Club and members of other clubs in Michigan which are affiliated with the American Automobile Association.....	219
6	Fireproof-Sprinklered Underwriters.....	Fire Insurance.....	220
7	Individual Underwriters.....	Fire Insurance.....	220
8	*Inter-Insurer's Exchange.....	Fire Insurance.....	220
9	Lumbermen's Underwriting Alliance.....	Fire Insurance.....	220
10	Manufacturing Lumbermen's Underwriters.....	Fire Insurance.....	221
11	Metropolitan Inter-Insurers.....	Fire Insurance.....	221
12	New York Reciprocal Underwriters.....	Fire Insurance.....	221
13	Tornado Inter-Insurance Exchange.....	Weather, limited to loss or damage arising from tornado or cyclone and including resultant fire loss.....	221
14	Underwriters' Exchange.....	Fire Insurance.....	221
15	Warner Reciprocal Insurers.....	Fire Insurance.....	222

\*License not renewed in 1937. Consolidated with Underwriters' Exchange as of December 31st, 1936.

## CLASS H—LLOYD'S

Ref. No.	Name of Insurer	Classes of Insurance	Annual Statement (Page No.)
1	Non-Marine Underwriters, Members of Lloyd's, London, England.....	All classes except Life Insurance.....	225

## CLASS I—PENSION FUND ASSOCIATIONS

Ref. No.	Name of Insurer	Classes of Insurance	Annual Statement (Page No.)
1	Prevoyants du Canada (Les).....	Life Insurance.....	229
2	Societe Saint Jean Baptiste de Montreal Caisse National.....	Life Insurance.....	232



## INDEX ADDENDA

NAMES OF INSURERS AUTHORIZED TO TRANSACT ADDITIONAL CLASSES OF INSURANCE  
BETWEEN JANUARY 1st, 1937, AND DATE OF THIS REPORT

Name of Insurer	Effective Date of Supplementary License	Additional Classes of Insurance for which Authorized
<i>Class A</i>		
British Oak Insurance Company . . . . .	Apr. 29, 1937	Property Damage Insurance.
Caledonian-American Insurance Company . . . . .	Aug. 10, 1937	Property Damage Insurance.
Century Insurance Company, Limited . . . . .	Sept. 23, 1937	Inland Transportation and Marine Ins.
Columbia Insurance Company . . . . .	Sept. 10, 1937	Theft and Property Damage Insurance.
Cornhill Insurance Company . . . . .	Apr. 29, 1937	Property Damage Insurance.
Federal Fire Insurance Company . . . . .	May 23, 1937	Property Damage Insurance.
Home Fire and Marine Insurance Company . . . . .	Sept. 16, 1937	Inland Transportation and Theft Ins.
Insurance Company of North America . . . . .	Dec. 13, 1937	Aircraft Insurance.
Merchants Fire Insurance Company . . . . .	May 11, 1937	Inland Transportation, Property Damage and Theft Insurance.
Pacific Coast Fire Insurance Company, Limited . . . . .	Sept. 30, 1937	Inland Transportation, Marine and Theft Insurance.
Provincial Insurance Company . . . . .	Apr. 29, 1937	Property Damage Insurance.
Scottish Union and National Insurance Company . . . . .	Mar. 19, 1937	Inland Transportation and Theft Ins.
Wellington Fire Insurance Company . . . . .	Mar. 23, 1937	Property Damage Insurance.
<i>Class B</i>		
Canadian Millers Mutual Fire Insurance Company . . . . .	Mar. 25, 1937	Fire Insurance, limited to insuring, on the premium note plan against fire and lightning, dwellings, outbuildings and contents thereof owned by such millers and grain dealers or their employees.
Lumbermen's Mutual Casualty Company . . . . .	Aug. 31, 1937	Theft Insurance.

NAMES OF INSURERS NEWLY LICENSED BETWEEN JANUARY 1st, 1937,  
AND DATE OF THIS REPORT

Name of Insurer	Effective Date of License	Classes of Insurance
<i>Class A</i>		
Arex Indemnity Company . . . . .	Apr. 10, 1937	Automobile, Employers' Liability, Public Liability and Workmen's Compensation Insurance.
Baltimore American Insurance Company of New York . . . . .	Sept. 30, 1937	Fire, Inland Transportation and Property Damage Insurance.
Eagle Fire Company of New York . . . . .	Feb. 17, 1937	Fire, Automobile and Inland Transportation Insurance.
Federal Fire Insurance Company of Canada . . . . .	July 29, 1937	Fire, Accident, Plate Glass, Public Liability and Theft Insurance.
Loyal Protective Life Insurance Company . . . . .	July 1, 1937	Life, Accident and Sickness Insurance.
Wellington Fire Insurance Company . . . . .	July 29, 1937	Fire and Automobile Insurance.
<i>Class B</i>		
Liberty Mutual Insurance Company . . . . .	Feb. 10, 1937	Accident, Automobile, Employers' Liability, Property Damage, Public Liability and Workmen's Compensation Ins.
Mutual Boiler Insurance Company of Boston . . . . .	July 16, 1937	Boiler and Machinery Insurance.
National Retailers' Mutual Insurance Company . . . . .	Oct. 20, 1937	Fire and Automobile Insurance.
<i>Class C</i>		
Gore District Mutual Fire Insurance Company . . . . .	Dec. 9, 1937	Fire Insurance.
<i>Class E</i>		
Beizetchiner Benei Yankov Mutual Benefit Society . . . . .	July 1, 1937	Sick and Funeral Benefits.
Drlitzer Young Men's Mutual Benefit Society . . . . .	July 1, 1937	Sick and Funeral Benefits.
Ozrower Mutual Benefit Society . . . . .	Aug. 30, 1937	Sick and Funeral Benefits.
York Township Civic Mutual Benefit Society . . . . .	Jan. 29, 1937	Sick and Funeral Benefits.

NAMES OF INSURERS WITHDRAWN OR CEASED TO TRANSACT BUSINESS BETWEEN  
JANUARY 1ST, 1937, AND DATE OF THIS REPORT

Name of Insurer	
<i>Class A</i>	
Continental Assurance Company.....	License not renewed in 1937.
First National Insurance Company of America.....	Reinsured in Halifax Fire Insurance Company, December 1st, 1936.
General Insurance Company of America.....	Reinsured in Halifax Fire Insurance Company, December 1st, 1936.
Loyal Life Insurance Company.....	Merged with Loyal Protective Insurance Company into a new company, Loyal Protective Life Insurance Company, as of July 1st, 1937.
Loyal Protective Insurance Company.....	Merged with Loyal Life Insurance Company into a new company, Loyal Protective Life Insurance Company, as of July 1st, 1937.
Merchants Casualty Insurance Company.....	Reinsured with Economical Mutual Fire Insurance Company as of January 1st, 1937.
Provident Assurance Company.....	Ontario business reinsured by the North Star Insurance Company, General Reinsurance Corporation and Switzerland General Insurance Company Limited, as of August, 31st, 1936.
Union Labor Life Insurance Company.....	Ceased business in Canada, April 1st, 1937. Canadian business reinsured with Metropolitan Life Assurance Company.
United States Life Insurance Company.....	License not renewed in 1937. Canadian business reinsured in Confederation Life Association.
<i>Class E</i>	
St. Albert Friendly Society.....	License not renewed in 1937—winding up.

---

---

I  
ANNUAL STATEMENTS

---

A  
JOINT STOCK INSURANCE  
COMPANIES

---

---

N.B.—The following is the note referred to at the foot of certain pages pertaining to Joint Stock, Mutual, Cash-Mutual, Fraternal, Reciprocal and Miscellaneous Insurers, viz.:

The insurer is also registered pursuant to the *Canadian and British Insurance Companies Act, 1932*, or the *Foreign Insurance Companies Act, 1932*, as the case may be, and its affairs are reported upon in detail in the Annual Report of the Dominion Superintendent of Insurance. Accordingly it has been required to file only a modified statement with the Ontario Department as authorized by Regulations passed under Section 70 (2) of the Act.



# A

## ACADIA FIRE INSURANCE COMPANY\*

HEAD OFFICE, HALIFAX, N.S.

*Officers.*—President, W. M. P. Webster, Halifax, N.S.; Vice-President, T. F. Tobin, K.C. Halifax, N.S.; Secretary-Treasurer, G. R. Wilson, Halifax, N.S.

*Directors.*—T. F. Tobin, K.C., Halifax, N.S.; A. N. Jones, Halifax, N.S.; W. M. P. Webster, Halifax, N.S.; C. W. C. Tyre, Montreal, Que.; M. S. Clarke, Halifax, N.S.

*Chief or General Agent in Ontario.*—Percy E. Henderson, 18 Toronto St., Toronto.

*Date of Incorporation.*—March 31, 1862. *Date commenced business in Canada.*—1862.

	<b>PREMIUMS WRITTEN—CLAIMS INCURRED</b>
Capital stock paid in cash.....	\$400,000
Total assets.....	1,141,993
Total liabilities.....	172,987
Surplus protection—Policyholders.	969,006
	Premiums—Ontario (net)..... \$52,089
	Premiums—Total business (net).. 190,050
	Claims—Ontario (net)..... 15,481
	Claims—Total business (net).... 60,797

## AETNA CASUALTY AND SURETY COMPANY\*

HEAD OFFICE, HARTFORD, CONN.,

Principal Office in Canada, Montreal, Que.

*Manager or Chief Executive Officer in Canada.*—E. J. Christmas, Montreal.

*Chief or General Agent in Ontario.*—Ian Armour, C.P.R. Bldg., Toronto.

*Date of Incorporation.*—May 2, 1883. *Date commenced business in Canada.*—May 26, 1921.

	<b>PREMIUMS WRITTEN—CLAIMS INCURRED</b>
Capital stock paid in cash.....	\$3,000,000
Assets in Canada.....	106,631
Liabilities in Canada.....	5,442
	Premiums—Ontario (net)..... \$1,671
	Premiums—Canada (net)..... 36,965
	Claims—Ontario (net)..... 910
	Claims—Canada (net)..... 26,258

## AETNA INSURANCE COMPANY\*

HEAD OFFICE, HARTFORD, CONN.

Principal Office in Canada, Toronto, Ont.

*Manager or Chief Executive Officer in Canada.*—T. W. Gooding, 15 Toronto St., Toronto.

*Chief or General Agent in Ontario.*—A. M. M. Kirkpatrick, 15 Toronto St., Toronto.

*Date of Incorporation.*—June 5, 1819. *Date commenced business in Canada.*—1821.

	<b>PREMIUMS WRITTEN—CLAIMS INCURRED</b>
Capital stock paid in cash.....	\$7,500,000
Assets in Canada.....	990,577
Liabilities in Canada.....	383,015
	Premiums—Ontario (net)..... \$285,326
	Premiums—Canada (net)..... 535,682
	Claims—Ontario (net)..... 144,254
	Claims—Canada (net)..... 234,077

## AETNA LIFE INSURANCE COMPANY\*

HEAD OFFICE, HARTFORD, CONN.

Principal Office in Canada, Montreal, Que.

*Manager or Chief Executive Officer in Canada.*—E. J. Christmas, Montreal.

*Chief or General Agent in Ontario.*—Ian Armour, C.P.R. Building, Toronto.

*Date of Incorporation.*—June, 1850. *Date commenced business in Canada.*—1850.

	<b>PREMIUMS WRITTEN—CLAIMS INCURRED</b>
Capital stock paid in cash.....	\$15,000,000
<i>Life:</i>	<i>Life:</i>
Assets in Canada.....	13,823,672
Ontario business in force (gross)...	57,286,941
Canadian business in force (gross)...	105,201,939
	Premiums—Ontario (net)..... \$573,609
	Premiums—Canada (net)..... 1,778,283
	Death Claims—Ontario (net).... 417,980
	Death Claims—Canada (net).... 932,071
<i>Other than Life:</i>	<i>Other than Life:</i>
Assets in Canada.....	140,687
Liabilities in Canada.....	9,645
	Premiums—Ontario (net)..... 42,828
	Premiums—Canada (net)..... 61,285
	Claims—Ontario (net)..... 27,890
	Claims—Canada (net)..... 40,212

\*See note on page 1.

**AGRICULTURAL INSURANCE COMPANY\***

HEAD OFFICE, WATERTOWN, N.Y.

Principal Office in Canada, Toronto, Ont.

*Manager or Chief Executive Officer in Canada.*—Percy S. Grant, Toronto.*Chief or General Agent in Ontario.*—Percy S. Grant, 12 Wellington St. E., Toronto.*Date of Incorporation.*—1863. *Date commenced business in Canada.*—1870.

Capital stock paid in cash.....	\$3,000,000	PREMIUMS WRITTEN—CLAIMS INCURRED	
Assets in Canada.....	188,920	Premiums—Ontario (net).....	\$17,054
Liabilities in Canada.....	44,032	Premiums—Canada (net).....	61,837
		Claims—Ontario (net).....	68
		Claims—Canada (net).....	25,052

**ALLIANCE ASSURANCE COMPANY, LIMITED\***

HEAD OFFICE, LONDON, ENGLAND

Principal Office in Canada, Montreal, Que.

*Manager or Chief Executive Officer in Canada.*—E. E. Kenyon, Montreal.*Chief or General Agent in Ontario.*—Heber R. Smith, 36 Toronto St., Toronto.*Date of Incorporation.*—August 4, 1824. *Date commenced business in Canada.*—March 1, 1892.

Capital stock paid in cash.....	£1,000,000	PREMIUMS WRITTEN—CLAIMS INCURRED	
Assets in Canada.....	\$1,271,145	Premiums—Ontario (net).....	\$132,175
Liabilities in Canada.....	427,864	Premiums—Canada (net).....	621,508
		Claims—Ontario (net).....	64,810
		Claims—Canada (net).....	260,220

**ALLIANCE INSURANCE COMPANY OF PHILADELPHIA\***

HEAD OFFICE, PHILADELPHIA, PA.

Principal Office in Canada, Toronto, Ont.

*Manager or Chief Executive Officer in Canada.*—H. C. Mills, 100 Adelaide St. W., Toronto.*Chief or General Agent in Ontario.*—H. C. Mills, 100 Adelaide St. W., Toronto.*Date of Incorporation.*—Dec. 5, 1904. *Date commenced business in Canada.*—Oct., 1918.

Capital stock paid in cash.....	\$1,000,000	PREMIUMS WRITTEN—CLAIMS INCURRED	
Assets in Canada.....	444,110	Premiums—Ontario (net).....	\$70,859
Liabilities in Canada.....	160,346	Premiums—Canada (net).....	223,994
		Claims—Ontario (net).....	26,993
		Claims—Canada (net).....	74,849

**AMERICAN ALLIANCE INSURANCE COMPANY\***

HEAD OFFICE, NEW YORK, N.Y.

Principal Office in Canada, Montreal, Que.

*Manager or Chief Executive Officer in Canada.*—Adam McBride, 465 St. John St., Montreal.*Chief or General Agent in Ontario.*—J. H. Harvey, 1515 Metropolitan Bldg., Toronto.*Date of Incorporation.*—1897. *Date commenced business in Canada.*—1919.

Capital stock paid in cash.....	\$3,000,000	PREMIUMS WRITTEN—CLAIMS INCURRED	
Assets in Canada.....	308,741	Premiums—Ontario (net).....	\$12,707
Liabilities in Canada.....	41,552	Premiums—Canada (net).....	57,003
		Claims—Ontario (net).....	4,880
		Claims—Canada (net).....	26,986

**AMERICAN AUTOMOBILE FIRE INSURANCE COMPANY\***

HEAD OFFICE, ST. LOUIS, MO.

Principal Office in Canada, Toronto, Ont.

*Manager or Chief Executive Officer in Canada.*—H. Begg, Toronto.*Chief or General Agent in Ontario.*—H. Begg, 14 Toronto St., Toronto.*Date of Incorporation.*—1927. *Date commenced business in Canada.*—1927.

Capital stock paid in cash.....	\$300,000	PREMIUMS WRITTEN—CLAIMS INCURRED	
Assets in Canada.....	195,711	Premiums—Ontario (net).....	\$92,208
Liabilities in Canada.....	76,506	Premiums—Canada (net).....	138,636
		Claims—Ontario (net).....	33,472
		Claims—Canada (net).....	54,660

\*See note on page 1.

**THE AMERICAN AUTOMOBILE INSURANCE COMPANY\***

HEAD OFFICE, ST. LOUIS, MISSOURI

Principal Office in Canada, Toronto, Ont.

*Manager or Chief Executive Officer in Canada.*—H. Begg, Toronto.*Chief or General Agent in Ontario.*—H. Begg, 14 Toronto St., Toronto.*Date of Incorporation.*—1911. *Date commenced business in Canada.*—March 20, 1923.

Capital stock paid in cash.....	\$1,000,000	PREMIUMS WRITTEN—CLAIMS INCURRED	
Assets in Canada.....	517,170	Premiums—Ontario (net).....	\$351,459
Liabilities in Canada.....	357,267	Premiums—Canada (net).....	472,942
		Claims—Ontario (net).....	163,737
		Claims—Canada (net).....	236,123

**AMERICAN CENTRAL INSURANCE COMPANY\***

HEAD OFFICE, ST. LOUIS, MISSOURI

Principal Office in Canada, Montreal, Que.

*Manager or Chief Executive Officer in Canada.*—John Holroyde, 276 St. James St. West, Montreal.*Chief or General Agent in Ontario.*—Dale & Co., Ltd., Metropolitan Bldg., Toronto.*Date of Incorporation.*—1853. *Date commenced business in Canada.*—April, 1909.

Capital stock paid in cash.....	\$1,000,000	PREMIUMS WRITTEN—CLAIMS INCURRED	
Assets in Canada.....	257,168	Premiums—Ontario (net).....	\$20,845
Liabilities in Canada.....	55,565	Premiums—Canada (net).....	64,066
		Claims—Ontario (net).....	8,272
		Claims—Canada (net).....	23,122

**AMERICAN CREDIT INDEMNITY COMPANY OF NEW YORK\***

HEAD OFFICE, ST. LOUIS, MISSOURI

Principal Office in Canada, Toronto, Ont.

*Manager or Chief Executive Officer in Canada.*—O. B. Thibaudeau, Toronto.*Chief or General Agent in Ontario.*—O. B. Thibaudeau, Metropolitan Bldg., Toronto.*Date of Incorporation.*—1893. *Date commenced business in Canada.*—March 6, 1923.

Capital stock paid in cash.....	\$1,500,000	PREMIUMS WRITTEN—CLAIMS INCURRED	
Assets in Canada.....	338,844	Premiums—Ontario (net).....	\$96,789
Liabilities in Canada.....	215,988	Premiums—Canada (net).....	171,809
		Claims—Ontario (net).....	1,252
		Claims—Canada (net).....	Cr. 6,100

**AMERICAN EQUITABLE ASSURANCE COMPANY OF NEW YORK\***

HEAD OFFICE, NEW YORK, N.Y.

Principal Office in Canada, Montreal, Que.

*Manager or Chief Executive Officer in Canada.*—J. Marchand, 276 St. James St., Montreal.*Chief or General Agent in Ontario.*—C. M. Henderson, Metropolitan Bldg., Toronto.*Date of Incorporation.*—1919. *Date commenced business in Canada.*—November 6, 1919.

Capital stock paid in cash.....	\$1,000,000	PREMIUMS WRITTEN—CLAIMS INCURRED	
Assets in Canada.....	306,617	Premiums—Ontario (net).....	\$76,608
Liabilities in Canada.....	162,496	Premiums—Canada (net).....	210,047
		Claims—Ontario (net).....	35,594
		Claims—Canada (net).....	148,578

**AMERICAN HOME FIRE ASSURANCE COMPANY\***

HEAD OFFICE, NEW YORK CITY, N.Y.

Principal Office in Canada, Montreal, Que.

*Manager or Chief Executive Officer in Canada.*—R. E. Schofield, 465 St. John St., Montreal.*Chief or General Agent in Ontario.*—R. E. Schofield, Montreal.*Date of Incorporation.*—May 29, 1928. *Date commenced business in Canada.*—October 16, 1929.

Capital stock paid in cash.....	\$1,000,000	PREMIUMS WRITTEN—CLAIMS INCURRED	
Assets in Canada.....	290,629	Premiums—Ontario (net).....	\$102,807
Liabilities in Canada.....	170,434	Premiums—Canada (net).....	220,890
		Claims—Ontario (net).....	54,772
		Claims—Canada (net).....	153,498

\*See note on page 1.

**AMERICAN INSURANCE COMPANY\***

HEAD OFFICE, NEWARK, N.J.

Principal Office in Canada, Toronto, Ont.

*Manager or Chief Executive Officer in Canada.*—Wm. Thompson, Toronto.*Chief or General Agent in Ontario.*—Wm. Thompson, 805 Metropolitan Bldg., Toronto.*Date of Incorporation.*—Feb. 20, 1846. *Date commenced business in Canada.*—June 28, 1912.

Capital stock paid in cash.....	\$3,343,740	PREMIUMS WRITTEN—CLAIMS INCURRED	
Assets in Canada.....	276,070	Premiums—Ontario (net).....	\$31,199
Liabilities in Canada.....	62,905	Premiums—Canada (net).....	84,510
		Claims—Ontario (net).....	6,784
		Claims—Canada (net).....	21,563

**AMERICAN SURETY COMPANY OF NEW YORK\***

HEAD OFFICE, NEW YORK, N.Y.

Principal Office in Canada, Toronto, Ont.

*Manager or Chief Executive Officer in Canada.*—John B. Alexander, 803 Canada Permanent Bldg., Toronto.*Chief or General Agent in Ontario.*—John B. Alexander, 803 Canada Permanent Bldg., Toronto.*Date of Incorporation.*—April 1, 1884. *Date commenced business in Canada.*—July, 1887.

Capital stock paid in cash.....	\$7,500,000	PREMIUMS WRITTEN—CLAIMS INCURRED	
Assets in Canada.....	128,644	Premiums—Ontario (net).....	\$10,597
Liabilities in Canada.....	39,278	Premiums—Canada (net).....	36,666
		Claims—Ontario (net).....	7,982
		Claims—Canada (net).....	5,738

**ANGLO-SCOTTISH INSURANCE COMPANY, LIMITED\***

HEAD OFFICE, LONDON, ENGLAND

Principal Office in Canada, Vancouver, B.C.

*Manager or Chief Executive Officer in Canada.*—Thos. W. Greer, 325 Howe St., Vancouver.*Chief or General Agent in Ontario.*—Armstrong, De Witt & Crossin, Ltd., Excelsior Life Bldg., Toronto.*Date of Incorporation.*—1909. *Date commenced business in Canada.*—May, 1923.

Capital stock paid in cash.....	£105,000	PREMIUMS WRITTEN—CLAIMS INCURRED	
Assets in Canada.....	\$466,249	Premiums—Ontario (net).....	\$80,718
Liabilities in Canada.....	162,104	Premiums—Canada (net).....	191,827
		Claims—Ontario (net).....	43,293
		Claims—Canada (net).....	86,291

**THE ATLAS ASSURANCE COMPANY, LIMITED\***

HEAD OFFICE, LONDON, ENGLAND

Principal Office in Canada, Montreal, Que.

*Manager or Chief Executive Officer in Canada.*—Clarence E. Sanders, Montreal.*Chief or General Agent in Ontario.*—Irving W. Smith, 54 Adelaide St. E., Toronto.*Date of Incorporation.*—1808. *Date commenced business in Canada.*—March 7, 1887.

Capital stock paid in cash.....	£550,000	PREMIUMS WRITTEN—CLAIMS INCURRED	
Assets in Canada.....	\$1,258,766	Premiums—Ontario (net).....	\$223,935
Liabilities in Canada.....	441,935	Premiums—Canada (net).....	589,382
		Claims—Ontario (net).....	96,852
		Claims—Canada (net).....	235,489

**AUTOMOBILE INSURANCE COMPANY OF HARTFORD, CONNECTICUT\***

HEAD OFFICE, HARTFORD, CONN.

Principal Office in Canada, Montreal, Que.

*Manager or Chief Executive Officer in Canada.*—Chas. G. Ross, Montreal.*Chief or General Agent in Ontario.*—Arthur Tucker, 1601 Metropolitan Bldg., Toronto.*Date of Incorporation.*—1907. *Date commenced business in Canada.*—May 17, 1924.

Capital stock paid in cash.....	\$5,000,000	PREMIUMS WRITTEN—CLAIMS INCURRED	
Assets in Canada.....	231,284	Premiums—Ontario (net).....	\$14,256
Liabilities in Canada.....	19,309	Premiums—Canada (net).....	54,023
		Claims—Ontario (net).....	Cr. 566
		Claims—Canada (net).....	9,244

\*See note on page 1.



**BALOISE FIRE INSURANCE COMPANY\***

HEAD OFFICE, BASLE, SWITZERLAND

Principal Office in Canada, Montreal, Que.

*Manager or Chief Executive Officer in Canada.*—A. H. Johnstone, Insurance Exchange Bldg., Montreal.*Chief or General Agent in Ontario.*—Herbert H. Begg, 14 Toronto St., Toronto.*Date of Incorporation.*—1863. *Date commenced business in Canada.*—March 1, 1922.

	Swiss		PREMIUMS WRITTEN—CLAIMS INCURRED	
Capital stock paid in cash..	Frcs.	4,000,000	Premiums—Ontario (net).....	\$44,635
Assets in Canada.....		\$184,910	Premiums—Canada (net).....	123,295
Liabilities in Canada.....		104,105	Claims—Ontario (net).....	9,060
			Claims—Canada (net).....	60,271

**BANKERS & SHIPPERS INSURANCE COMPANY OF NEW YORK\***

HEAD OFFICE, NEW YORK, N.Y.

Principal Office in Canada, Toronto, Ont.

*Officers.*—President, C. V. Meserole, New York; Vice-Pres., R. Cholmmeley-Jones, New York.*Manager or Chief Executive Officer in Canada.*—H. Begg, 14-24 Toronto St., Toronto.*Date of Incorporation.*—December 20, 1918. *Date commenced business in Canada.*—1935.

			PREMIUMS WRITTEN—CLAIMS INCURRED	
Capital stock paid in cash.....	\$1,000,000		Premiums—Ontario (net).....	\$41,504
Assets in Canada.....	121,504		Premiums—Canada (net).....	90,082
Liabilities in Canada.....	53,269		Claims—Ontario (net).....	11,920
			Claims—Canada (net).....	34,604

**BEAVER FIRE INSURANCE COMPANY\***

HEAD OFFICE, WINNIPEG, MAN.

*Officers.*—President, G. W. Allan, K.C., Winnipeg; Vice-Presidents, A. Gouzee, Winnipeg, and C. E. Sword, Toronto; Managing Director, A. DeJardin, Winnipeg; Secretary, G. DeJardin, Winnipeg.*Directors.*—N. C. Byers, A. Gouzee, G. W. Allan, K.C., A. DeJardin, G. DeJardin, D. H. Laird, K.C., E. D. McCallum, C. E. Sword, G. H. Griffin, Toronto.*Chief or General Agent in Ontario.*—C. E. Sword, Metropolitan Bldg., Toronto.*Date of Incorporation.*—May, 1913. *Date commenced business in Canada.*—Dec., 1913.

			PREMIUMS WRITTEN—CLAIMS INCURRED	
Capital stock paid in cash.....	\$300,500		Premiums—Ontario (net).....	\$3,033
Total assets.....	478,616		Premiums—Total business (net)..	22,437
Total liabilities.....	51,789		Claims—Ontario (net).....	1,697
Surplus protection of policyholders.	426,827		Claims—Total business (net)....	8,267

**THE BEE FIRE INSURANCE COMPANY\***

HEAD OFFICE, PARIS, FRANCE

Principal Office in Canada, Montreal, Que.

*Manager or Chief Executive Officer in Canada.*—R. S. Thorp, 465 St. John St., Montreal.*Chief or General Agent in Ontario.*—W. G. Wilson, Canada Permanent Bldg., Toronto.*Date of Incorporation.*—May 27, 1857. *Date commenced business in Canada.*—Dec. 22, 1932.

	French		PREMIUMS WRITTEN—CLAIMS INCURRED	
Capital stock paid in cash..	Frcs.	30,000,000	Premiums—Ontario (net).....	\$76,825
Assets in Canada.....		\$154,295	Premiums—Canada (net).....	161,233
Liabilities in Canada.....		109,955	Claims—Ontario (net).....	31,445
			Claims—Canada (net).....	81,762

**BOILER INSPECTION & INSURANCE COMPANY OF CANADA\***

HEAD OFFICE, TORONTO, ONT.

*Officers.*—President and General Manager, Henry N. Roberts, Toronto; Vice-President, J. R. L. Starr, K.C., Toronto; Secretary, J. P. Byrne, Toronto.*Directors.*—Henry N. Roberts, Toronto; J. J. Graham, Hartford, Conn.; W. R. C. Corson, Hartford, Conn.; J. R. L. Starr, K.C., Toronto; R. R. Corson, Toronto; J. P. Byrne, Toronto; H. Mudge, Montreal.*Date of Incorporation.*—April 8, 1875. *Date commenced business in Canada.*—October 9, 1875.

			PREMIUMS WRITTEN—CLAIMS INCURRED	
Capital stock paid in cash.....	\$100,100		Premiums—Ontario (net).....	\$146,262
Total assets.....	999,954		Premiums—Total business (net)..	277,870
Total liabilities.....	430,694		Claims—Ontario (net).....	17,598
Surplus protection of policyholders.	569,260		Claims—Total business (net)....	56,049

\*See note on page 1.

**BOSTON INSURANCE COMPANY\***

HEAD OFFICE, BOSTON, MASS.

Principal Office in Canada, Winnipeg, Man.

*Manager or Chief Executive Officer in Canada.*—Geo. J. K. Irvine, 701 Lindsay Bldg., Winnipeg.  
*Chief or General Agent in Ontario.*—Murphy, Love, Hamilton & Bascom, Dominion Bank Building, Toronto.

*Date of Incorporation.*—1873. *Date commenced business in Canada.*—1918.

Capital stock paid in cash.....	\$3,000,000	PREMIUMS WRITTEN—CLAIMS INCURRED	
Assets in Canada.....	156,918	Premiums—Ontario (net).....	\$9,298
Liabilities in Canada.....	39,454	Premiums—Canada (net).....	57,224
		Claims—Ontario (net).....	2,556
		Claims—Canada (net).....	26,458

**BRITISH AMERICA ASSURANCE COMPANY\***

HEAD OFFICE, TORONTO, ONT.

*Officers.*—President, E. A. Brownell, Toronto; Vice-Presidents, H. C. Cox, Toronto, Geo. A. Morrow, Toronto; General Manager, Kenneth Thom, Toronto; Asst. General Manager, G. Stubington, Toronto; Secretary, C. R. Morrow.

*Directors.*—E. A. Brownell, Sir John Aird, Toronto; D. B. Hanna, Toronto; Miller Lash, K.C., Toronto; Major-Gen. Sir Henry M. Pellatt, C.V.O., Toronto; E. R. Wood, Toronto; E. Willans, Toronto; Geo. A. Morrow, Toronto; H. C. Cox, Toronto; W. M. Cox, Toronto; D. G. Wakeman, New York; H. J. Wyatt, New York; J. L. Parsons, New York; W. H. McWilliams, Winnipeg; C. S. Wainwright, Toronto; W. E. Meikle, Winnipeg; Hon. G. Howard Ferguson.

*Date of Incorporation.*—Feb. 13, 1833. *Date commenced business in Canada.*—June 10, 1833.

Capital stock paid in cash.....	\$750,000	PREMIUMS WRITTEN—CLAIMS INCURRED	
Total assets.....	5,743,825	Premiums—Ontario (net).....	\$311,969
Total liabilities.....	2,706,853	Premiums—Total business (net)..	2,267,427
Surplus protection of policyholders.	3,036,972	Claims—Ontario (net).....	146,944
		Claims—Total business (net)....	1,047,070

**BRITISH CANADIAN INSURANCE COMPANY\***

HEAD OFFICE, MONTREAL, QUE.

*Officers.*—President, E. A. Brownell; General Manager, Kenneth Thom, Toronto; Vice-Presidents, Geo. A. Morrow, Toronto; H. C. Cox, Toronto; Assistant General Manager, G. Stubington; Secretary, C. R. Morrow.

*Directors.*—E. A. Brownell, H. C. Cox, G. A. Morrow, E. R. Wood, E. Willans, C. S. Wainwright, all of Toronto.

*Chief or General Agent in Ontario.*—E. A. Brownell, 16-22 Wellington St. E., Toronto.

*Date of Incorporation.*—1928. *Date commenced business in Canada.*—June 2, 1928.

Capital stock paid in cash.....	\$300,000	PREMIUMS WRITTEN—CLAIMS INCURRED	
Total assets.....	586,484	Premiums—Ontario (net).....	\$34,748
Total liabilities.....	148,344	Premiums—Total business (net)..	119,564
Surplus protection of policyholders.	438,141	Claims—Ontario (net).....	16,632
		Claims—Total business (net)....	48,925

**BRITISH CROWN ASSURANCE CORPORATION, LIMITED\***

HEAD OFFICE, GLASGOW, SCOTLAND

Principal Office in Canada, Toronto, Ont.

*Manager or Chief Executive Officer in Canada.*—J. H. Riddell, Toronto.

*Chief or General Agent in Ontario.*—J. H. Riddell, 217 Bay St., Toronto.

*Date of Incorporation.*—March, 1907. *Date commenced business in Canada.*—Jan. 4, 1919.

Capital stock paid in cash.....	\$121,667	PREMIUMS WRITTEN—CLAIMS INCURRED	
Assets in Canada.....	429,163	Premiums—Ontario (net).....	\$107,400
Liabilities in Canada.....	212,150	Premiums—Canada (net).....	248,132
		Claims—Ontario (net).....	51,660
		Claims—Canada (net).....	92,302

\*See note on page 1.

**BRITISH EMPIRE ASSURANCE COMPANY\***

HEAD OFFICE, TORONTO, ONT.

*Officers.*—President, E. A. Brownell, Toronto; Vice-Presidents, H. C. Cox, G. A. Morrow, Toronto; Secretary, C. R. Morrow, Toronto; General Manager, Kenneth Thom, Toronto; Assistant General Manager, G. Stubington.

*Directors.*—E. A. Brownell, W. M. Cox, H. C. Cox, G. A. Morrow, E. R. Wood, E. Willans, C. S. Wainwright, all of Toronto; and J. Lester Parsons and H. J. Wyatt, of New York.

*Chief or General Agent in Ontario.*—E. A. Brownell, 16-22 Wellington St. E., Toronto.

*Date of Incorporation.*—June 11, 1928. *Date commenced business in Canada.*—June 25, 1928.

Capital stock paid in cash.....	\$100,000	PREMIUMS WRITTEN—CLAIMS INCURRED	
Total assets.....	501,358	Premiums—Ontario (net).....	\$85,051
Total liabilities.....	182,543	Premiums—Total business (net).....	183,965
Surplus protection of policyholders.....	318,815	Claims—Ontario (net).....	30,285
		Claims—Total business (net).....	\$1,983

**THE BRITISH & EUROPEAN INSURANCE COMPANY, LIMITED\***

HEAD OFFICE, LONDON, ENGLAND

Principal Office in Canada, Montreal, Que.

*Manager or Chief Executive Officer in Canada.*—John Holroyde, Montreal.

*Chief or General Agent in Ontario.*—Stanley Moss, c/o Fidelity Agency of Canada, Ltd., 53 Adelaide St. E., Toronto.

*Date of Incorporation.*—1908. *Date commenced business in Canada.*—July 7, 1923.

Capital stock paid in cash.....	£50,000	PREMIUMS WRITTEN—CLAIMS INCURRED	
Assets in Canada.....	\$112,787	Premiums—Ontario (net).....	\$12,507
Liabilities in Canada.....	43,529	Premiums—Canada (net).....	38,439
		Claims—Ontario (net).....	4,964
		Claims—Canada (net).....	13,873

**BRITISH AND FOREIGN MARINE INSURANCE COMPANY, LTD.\***

HEAD OFFICE, LIVERPOOL, ENGLAND

Principal Office in Canada, Montreal, Que.

*Manager or Chief Executive Officer in Canada.*—Chas. G. Ross, Coristine Bldg., Montreal, Que.

*Chief or General Agent in Ontario.*—Arthur Tucker, Metropolitan Bldg., Toronto, Ont.

*Date of Incorporation.*—Aug. 5, 1867. *Date commenced business in Canada.*—May 16, 1888.

Capital stock paid in cash.....	\$6,521,333	PREMIUMS WRITTEN—CLAIMS INCURRED	
Assets in Canada.....	123,971	Premiums—Ontario (net).....	\$252
Liabilities in Canada.....	4,740	Premiums—Canada (net).....	32,405
		Claims—Ontario (net).....	Nil
		Claims—Canada (net).....	12,274

**THE BRITISH GENERAL INSURANCE COMPANY, LIMITED\***

HEAD OFFICE, LONDON, ENGLAND

Principal Office in Canada, Montreal, Que.

*Manager or Chief Executive Officer in Canada.*—John Holroyde, Montreal.

*Chief or General Agent in Ontario.*—E. P. Beatty, Temple Bldg., Toronto.

*Date of Incorporation.*—1904. *Date commenced business in Canada.*—January 1, 1920.

Capital stock paid in cash.....	£175,000	PREMIUMS WRITTEN—CLAIMS INCURRED	
Assets in Canada.....	\$199,836	Premiums—Ontario (net).....	\$26,540
Liabilities in Canada.....	88,530	Premiums—Canada (net).....	90,332
		Claims—Ontario (net).....	10,702
		Claims—Canada (net).....	44,381

**THE BRITISH LAW INSURANCE COMPANY, LIMITED\***

HEAD OFFICE, LONDON, ENGLAND

Principal Office in Canada, Montreal, Que.

*Manager or Chief Executive Officer in Canada.*—C. J. R. Coyle, 469 St. John St., Montreal.

*Chief or General Agent in Ontario.*—D. L. Durrant, 36 Toronto St., Toronto.

*Date of Incorporation.*—1888. *Date commenced business in Canada.*—January 15, 1925.

Capital stock paid in cash.....	\$1,459,980	PREMIUMS WRITTEN—CLAIMS INCURRED	
Assets in Canada.....	201,813	Premiums—Ontario (net).....	\$20,524
Liabilities in Canada.....	72,755	Premiums—Canada (net).....	82,292
		Claims—Ontario (net).....	4,250
		Claims—Canada (net).....	35,175

\*See note on page 1.

**BRITISH NORTHWESTERN FIRE INSURANCE COMPANY\***

HEAD OFFICE, TORONTO, ONT.

*Officers.*—President, J. H. Riddel, Toronto; Vice-President, S. Fairley; Managing Director, J. H. Riddel, Toronto; Secretary, S. Fairley.

*Directors.*—J. H. Riddel, Toronto; H. T. Fairley, Toronto; S. Fairley, Toronto; F. S. Corrigan, Toronto; S. A. Bennett, London, England; Brian E. S. Mountain, London, England; W. E. Young, Toronto; Sir E. M. Mountain, London, England; W. H. Despard, Toronto; H. J. Humphrey, Montreal.

*Date of Incorporation.*—1906. *Date commenced business in Canada.*—February 20, 1912†.

		PREMIUMS WRITTEN—CLAIMS INCURRED	
Capital stock paid in cash.....	\$248,699	Premiums—Ontario (net).....	\$67,828
Total assets.....	998,031	Premiums—Total business (net)..	158,341
Total liabilities.....	294,443	Claims—Ontario (net).....	30,175
Surplus protection of policyholders.	703,588	Claims—Total business (net)....	57,740

**BRITISH OAK INSURANCE COMPANY, LIMITED\***

HEAD OFFICE, LONDON, ENGLAND

Principal Office in Canada, Montreal, Que.

*Manager or Chief Executive Officer in Canada.*—O. W. Dettmers, Montreal.

*Chief or General Agent in Ontario.*—H. Begg, 14 Toronto St., Toronto.

*Date of Incorporation.*—1908. *Date commenced business in Canada.*—September 3, 1921.

		PREMIUMS WRITTEN—CLAIMS INCURRED	
Capital stock paid in cash.....	£175,000	Premiums—Ontario (net).....	\$42,284
Assets in Canada.....	\$328,559	Premiums—Canada (net).....	209,917
Liabilities in Canada.....	148,874	Claims—Ontario (net).....	27,224
		Claims—Canada (net).....	113,236

**BRITISH TRADERS INSURANCE COMPANY, LIMITED\***

HEAD OFFICE, VICTORIA, IN THE COLONY OF HONG KONG

Principal Office in Canada, Toronto, Ont.

*Manager or Chief Executive Officer in Canada.*—Colin E. Sword, Toronto.

*Chief or General Agent in Ontario.*—Colin E. Sword, 44 Victoria St., Toronto.

*Date of Organization.*—1865. *Date commenced business in Canada.*—February 20, 1918.

		PREMIUMS WRITTEN—CLAIMS INCURRED	
Capital stock paid in cash.....	£192,000	Premiums—Ontario (net).....	\$102,253
Assets in Canada.....	\$1,493,820	Premiums—Canada (net).....	245,573
Liabilities in Canada.....	169,866	Claims—Ontario (net).....	29,161
		Claims—Canada (net).....	78,998

**CALEDONIAN AMERICAN INSURANCE COMPANY\***

HEAD OFFICE, NEW YORK, N. Y.

Principal Office in Canada, Montreal, Que.

*Manager and Chief Executive Officer in Canada.*—Douglas Cownie, Bank of Nova Scotia Bldg., Montreal.

*Chief or General Agent in Ontario.*—Thomas Irvine Company, Limited, Excelsior Life Bldg., Toronto.

*Date of Incorporation.*—1897. *Date commenced business in Canada.*—February 10, 1920.

		PREMIUMS WRITTEN—CLAIMS INCURRED	
Capital stock paid in cash.....	\$200,000	Premiums—Ontario (net).....	\$12,044
Assets in Canada.....	96,035	Premiums—Canada (net).....	51,593
Liabilities in Canada.....	43,921	Claims—Ontario (net).....	7,875
		Claims—Canada (net).....	17,543

**CALEDONIAN INSURANCE COMPANY\***

HEAD OFFICE, EDINBURGH, SCOTLAND

Principal Office in Canada, Montreal, Que.

*Manager or Chief Executive Officer in Canada.*—Douglas Cownie, Montreal.

*Chief or General Agent in Ontario.*—Geo. H. Muntz, Temple Bldg., Toronto.

*Date of Organization.*—1810. *Date commenced business in Canada.*—February, 1883.

		PREMIUMS WRITTEN—CLAIMS INCURRED	
Capital stock paid in cash.....	\$754,323	Premiums—Ontario (net).....	\$108,211
Assets in Canada.....	427,596	Premiums—Canada (net).....	281,754
Liabilities in Canada.....	254,165	Claims—Ontario (net).....	58,729
		Claims—Canada (net).....	140,852

\*See note on page 1.

†Prior to date business was confined to Province of Manitoba.

**CALIFORNIA INSURANCE COMPANY\***

HEAD OFFICE, SAN FRANCISCO, CAL.

Principal Office in Canada, Montreal, Que.

*Manager or Chief Executive Officer in Canada.*—John Holroyde, 276 St. James St. W., Montreal.

*Chief or General Agent in Ontario.*—W. H. Hargraft, 49 Wellington St. E., Toronto.

*Date of Incorporation.*—1864. *Date commenced business in Canada.*—November 18, 1912.

Capital stock paid in cash.....	\$1,000,000
Assets in Canada.....	153,102
Liabilities in Canada.....	32,744

PREMIUMS WRITTEN—CLAIMS INCURRED	
Premiums—Ontario (net).....	\$12,507
Premiums—Canada (net).....	38,439
Claims—Ontario (net).....	4,964
Claims—Canada (net).....	13,872

**CAMDEN FIRE INSURANCE ASSOCIATION\***

HEAD OFFICE, CAMDEN, N.J.

Principal Office in Canada, Toronto, Ont.

*Manager or Chief Executive Officer in Canada.*—John B. Alexander, 802 Canada Permanent Bldg., Toronto.

*Chief or General Agent in Ontario.*—John B. Alexander, Toronto.

*Date of Incorporation.*—March, 1841. *Date commenced business in Canada.*—Feb. 26, 1930.

Capital stock paid in cash.....	\$2,000,000
Assets in Canada.....	161,438
Liabilities in Canada.....	46,819

PREMIUMS WRITTEN—CLAIMS INCURRED	
Premiums—Ontario (net).....	\$21,334
Premiums—Canada (net).....	73,750
Claims—Ontario (net).....	8,319
Claims—Canada (net).....	24,430

**CANADA ACCIDENT AND FIRE ASSURANCE COMPANY\***

HEAD OFFICE, MONTREAL, QUE.

*Officers.*—President, C. H. Godfrey, Montreal; Vice-President, John Holroyde, Montreal; Secretary, H. F. Roden, Montreal; General Manager, John Holroyde, Montreal.

*Directors.*—C. H. Godfrey, Montreal; John Holroyde, Montreal; Alfred Lambert, R. F. Roden.

*Chief or General Agent in Ontario.*—H. S. Thorne, 100 Adelaide St. W., Toronto.

*Date of Incorporation.*—June 23, 1887. *Date commenced business in Canada.*—September 10, 1888.

Capital stock paid in cash.....	\$43,320
Total assets.....	1,383,080
Total liabilities.....	422,631
Surplus protection of policyholders.	960,449

PREMIUMS WRITTEN—CLAIMS INCURRED	
Premiums—Ontario (net).....	\$145,892
Premiums—Total business (net).....	448,349
Claims—Ontario (net).....	79,566
Claims—Total business (net).....	198,627

**THE CANADA LIFE ASSURANCE COMPANY\***

HEAD OFFICE, TORONTO, ONT.

*Officers.*—President, Leighton McCarthy, K.C., Toronto, Ont.; Vice-President, E. R. Wood, Toronto; General Manager, A. N. Mitchell, Toronto; Secretary, J. H. Domelle.

*Directors.*—H. C. Cox, Oakville; Leighton McCarthy, K.C., Toronto; Aimé Geoffrion, K.C., B.C.L., Montreal; E. R. Wood, LL.D., Toronto; Hon. Chas. Stewart, P.C., M.P., Ottawa; J. A. McLeod, Toronto; R. A. Laidlaw, Toronto; W. E. Rundle, Toronto; John Stuart, Chicago; Rt. Hon. Sir Thomas White, K.C.M.G., Toronto; E. G. Baker, Toronto; C. A. Bogert, Toronto; A. V. Davis, Pittsburgh, Pa.; A. N. Mitchell; W. N. Tilley, K.C.

*Date of Incorporation.*—Aug. 21, 1847. *Date commenced business in Canada.*—Aug. 21, 1847.

Capital stock paid in cash.....	\$1,000,000
Total assets.....	252,513,546
Ontario business in force (gross).....	217,845,710
Total business in force (gross).....	809,329,964

PREMIUMS WRITTEN—CLAIMS INCURRED	
Premiums—Ontario (net).....	\$6,167,101
Premiums—Total business (net).....	26,040,923
Death Claims—Ontario (net).....	1,729,933
Death Claims—Total business (net).....	7,265,553

\*See note on page 1.

## CANADA SECURITY ASSURANCE COMPANY\*

HEAD OFFICE, TORONTO, ONT.

*Officers.*—President and General Manager, E. M. Whitley, Toronto; Vice-President, John B. Laidlaw; Secretary, Thos. James, Toronto.

*Directors.*—E. M. Whitley, Toronto; C. C. Paull, Toronto; G. B. Patteson, Ottawa, Ont.; J. E. Hoskins, Winnipeg, Man.; C. D. Henderson, Toronto; Fred W. Lamont, Toronto; Dr. W. E. Ferguson, Toronto; John B. Laidlaw, Toronto; Donald B. Sinclair, Toronto.

*Date of Incorporation.*—May 11, 1920. *Date commenced business in Canada.*—October 1, 1920.

		PREMIUMS WRITTEN—CLAIMS INCURRED	
Capital stock paid in cash.....	\$500,000	Premiums—Ontario (net).....	\$83,835
Total assets.....	925,713	Premiums—Total business (net)..	249,691
Total liabilities.....	189,074	Claims—Ontario (net).....	27,999
Surplus protection of policyholders.	736,639	Claims—Total business (net)....	94,525

## THE CANADIAN FIRE INSURANCE COMPANY\*

HEAD OFFICE, WINNIPEG, MAN.

*Officers.*—President, R. T. Riley, Winnipeg; Vice-President, C. S. Riley, Winnipeg; General Manager, A. L. Denison, Winnipeg; Secretary, Jas. A. Dowler, Winnipeg.

*Directors.*—A. L. Denison, Winnipeg; R. R. Wilson, Winnipeg; H. C. Ashdown, Winnipeg; W. A. Murphy, Winnipeg; James A. Richardson, Winnipeg.

*Chief or General Agent in Ontario.*—F. N. Boyd, Federal Bldg., Toronto.

*Date of Incorporation.*—1887. *Date commenced business in Canada.*—1895.

		PREMIUMS WRITTEN—CLAIMS INCURRED	
Capital stock paid in cash.....	\$1,000,000	Premiums—Ontario (net).....	\$176,057
Total assets.....	2,811,084	Premiums—Total business (net)..	662,761
Total liabilities.....	1,005,344	Claims—Ontario (net).....	78,220
Surplus protection of policyholders.	1,805,740	Claims—Total business (net)....	222,796

## CANADIAN GENERAL INSURANCE COMPANY\*

HEAD OFFICE, TORONTO, ONT.

*Officers.*—President, G. Larratt Smith, Toronto; Vice-President, W. P. Fess; Secretary-Treasurer, C. E. Sykes.

*Directors.*—E. R. Bremner, Ottawa; R. H. Hommel, Toronto; W. P. Fess, Toronto; A. E. Naylor, Toronto; N. M. Patterson, Fort William; R. G. Ivey, London; Senator Lorne C. Webster, Montreal; E. W. Kneeland, Winnipeg; G. Larratt Smith, Toronto.

*Date of Incorporation.*—April 27, 1907. *Date commenced business in Canada.*—April 27, 1907.

		PREMIUMS WRITTEN—CLAIMS INCURRED	
Capital stock paid in cash.....	\$500,000	Premiums—Ontario (net).....	\$328,516
Total assets.....	1,642,416	Premiums—Total business (net)..	834,857
Total liabilities.....	782,925	Claims—Ontario (net).....	151,438
Surplus protection of policyholders.	859,491	Claims—Total business (net)....	391,031

## CANADIAN INDEMNITY COMPANY\*

HEAD OFFICE, WINNIPEG, MAN.

*Officers.*—President, R. T. Riley, Winnipeg; Vice-President and Managing Director, C. S. Riley, Winnipeg; General Manager, A. L. Denison, Winnipeg; Secretary, Jas. A. Dowler, Winnipeg.

*Directors.*—R. T. Riley, Winnipeg; C. S. Riley, Winnipeg; R. R. Wilson, Winnipeg; J. H. Riley, Winnipeg; A. L. Denison, Winnipeg; A. F. Culver, Montreal, J. A. Crowe, Winnipeg; W. A. Murphy, Winnipeg; G. H. Aikins, Winnipeg.

*Chief or General Agent in Ontario.*—W. C. Riley, Canadian Indemnity Co., Toronto, Ont.

*Date of Incorporation.*—March 23, 1918. *Date commenced business in Canada.*—Dec. 1, 1919.

		PREMIUMS WRITTEN—CLAIMS INCURRED	
Capital stock paid in cash.....	\$500,000	Premiums—Ontario (net).....	\$184,054
Total assets.....	1,652,932	Premiums—Total business (net)..	837,100
Total liabilities.....	837,845	Claims—Ontario (net).....	75,847
Surplus protection of policyholders.	815,088	Claims—Total business (net)....	313,322

## THE CANADIAN SURETY COMPANY\*

HEAD OFFICE, TORONTO, ONT.

*Officers.*—President, A. F. Lafrentz, New York; Vice-President, John B. Alexander, Toronto; General Manager, John B. Alexander, Toronto; Secretary, Geo. F. Gregory, Toronto; Treasurer, E. C. Tyrrell.

*Directors.*—F. W. Lafrentz, New York; A. F. Lafrentz, D. H. Cook, New York; A. C. Matthews, Toronto; F. G. Osler, Toronto; F. J. Parry, New York; Paul J. Myler, T. Bradshaw, Toronto; John B. Alexander, Toronto.

*Date of Incorporation.*—May 19, 1911. *Date commenced business in Canada.*—July, 1913.

		PREMIUMS WRITTEN—CLAIMS INCURRED	
Capital stock paid in cash.....	\$500,000	Premiums—Ontario (net).....	\$134,075
Total assets.....	1,436,841	Premiums—Total business (net)..	523,308
Total liabilities.....	496,425	Claims—Ontario (net).....	42,747
Surplus protection of policyholders.	940,416	Claims—Total business (net)....	112,074

\*See note on page 1.

**CAR & GENERAL INSURANCE CORPORATION, LIMITED\***

HEAD OFFICE, LONDON, ENGLAND

Principal Office in Canada, Montreal, Que.

*Manager or Chief Executive Officer in Canada.*—C. Stuart Malcolm, Montreal.*Chief or General Agent in Ontario.*—H. B. Rowe, Concourse Bldg., Toronto.*Date of Incorporation.*—1903. *Date commenced business in Canada.*—January, 1919.

Capital stock paid in cash.....	\$636,292	PREMIUMS WRITTEN—CLAIMS INCURRED	
Assets in Canada.....	455,753	Premiums—Ontario (net).....	\$28,806
Liabilities in Canada.....	143,277	Premiums—Canada (net).....	186,648
		Claims—Ontario (net).....	8,646
		Claims—Canada (net).....	53,749

**CASUALTY COMPANY OF CANADA\***

HEAD OFFICE, TORONTO, ONT.

*Officers.*—President, Commodore G. H. Gooderham, Toronto; Vice-Presidents, Col. A. E. Gooderham, D. G. Ross, M.P., Toronto; Managing Director, A. W. Eastmure, Toronto; Treasurer, J. C. Dodds.*Directors.*—G. H. Gooderham, E. D. Gooderham, H. W. Falconer, D. G. Ross, Col. A. E. Gooderham, Sr., A. W. Eastmure, J. P. Nicolls, H. G. Gooderham, Col. G. G. Blackstock.*Date of Incorporation.*—May 19, 1911. *Date commenced business in Canada.*—Jan. 1, 1916.

Capital stock paid in cash.....	\$201,600	PREMIUMS WRITTEN—CLAIMS INCURRED	
Total assets.....	411,883	Premiums—Ontario (net).....	\$151,378
Total liabilities.....	228,215	Premiums—Total business (net)...	234,836
Surplus protection of policyholders.	183,668	Claims—Ontario (net).....	47,541
		Claims—Total business (net)....	90,584

**THE CENTRAL INSURANCE COMPANY, LIMITED\***

HEAD OFFICE, LONDON, ENGLAND

Principal Office in Canada, Montreal, Que.

*Manager or Chief Executive Officer in Canada.*—R. Forster Smith.*Chief or General Agent in Ontario.*—F. S. McDermott, Metropolitan Bldg., Toronto.*Date of Incorporation.*—June 25, 1907. *Date commenced business in Canada.*—June 25, 1923.

Capital stock paid in cash.....	\$100,000	PREMIUMS WRITTEN—CLAIMS INCURRED	
Assets in Canada.....	\$295,203	Premiums—Ontario (net).....	\$31,945
Liabilities in Canada.....	81,896	Premiums—Canada (net).....	94,792
		Claims—Ontario (net).....	9,562
		Claims—Canada (net).....	35,059

**CENTRAL UNION INSURANCE COMPANY\***

HEAD OFFICE, JERSEY CITY, N.J.

Principal Office in Canada, Toronto, Ont.

*Manager or Chief Executive Officer in Canada.*—G. W. Pearson, Mail Bldg., Toronto.*Chief or General Agent in Ontario.*—W. A. Medland, Mail Building, Toronto.*Date of Incorporation.*—1928. *Date commenced business in Canada.*—January 2, 1930.

Capital stock paid in cash.....	\$500,000	PREMIUMS WRITTEN—CLAIMS INCURRED	
Assets in Canada.....	139,667	Premiums—Ontario (net).....	\$4,898
Liabilities in Canada.....	11,840	Premiums—Canada (net).....	11,474
		Claims—Ontario (net).....	1,974
		Claims—Canada (net).....	3,488

**CENTURY INSURANCE COMPANY, LIMITED\***

HEAD OFFICES, EDINBURGH, SCOTLAND, AND LONDON, ENGLAND

Principal Office in Canada, Vancouver, B.C.

*Manager or Chief Executive Officer in Canada.*—T. W. Greer, 325 Howe St., Vancouver, B.C.*Chief or General Agent in Ontario.*—Reed, Shaw & McNaught, 64 Wellington St. W., Toronto.*Date of Incorporation.*—1885. *Date commenced business in Canada.*—1917.

Capital stock paid in cash.....	\$400,000	PREMIUMS WRITTEN—CLAIMS INCURRED	
Assets in Canada.....	\$708,538	Premiums—Ontario (net).....	\$109,188
Liabilities in Canada.....	209,123	Premiums—Canada (net).....	266,950
		Claims—Ontario (net).....	51,058
		Claims—Canada (net).....	145,106

\*See note on page 1.

**CHINA FIRE INSURANCE COMPANY, LIMITED\***

HEAD OFFICE, VICTORIA, COLONY OF HONG KONG

Principal Office in Canada, Toronto, Ont.

*Manager or Chief Executive Officer in Canada.*—Colin E. Sword, Toronto.*Chief or General Agent in Ontario.*—Colin E. Sword, 44 Victoria St., Toronto.*Date of Incorporation.*—1865. *Date commenced business in Canada.*—July 2, 1918.

		PREMIUMS WRITTEN—CLAIMS INCURRED	
Capital stock paid in cash.....	\$2,000,000	Premiums—Ontario (net).....	\$8,358
Assets in Canada.....	131,314	Premiums—Canada (net).....	22,305
Liabilities in Canada.....	18,105	Claims—Ontario (net).....	1,788
		Claims—Canada (net).....	6,000

**THE CITIZENS INSURANCE COMPANY OF NEW JERSEY\***

HEAD OFFICE, JERSEY CITY, N.J.

Principal Office in Canada, Toronto, Ont.

*Manager or Chief Executive Officer in Canada.*—B. W. Ballard, 24 Wellington St. E., Toronto.*Chief or General Agent in Ontario.*—B. W. Ballard, Toronto.*Date of Incorporation.*—1929. *Date commenced business in Canada.*—January, 1930.

		PREMIUMS WRITTEN—CLAIMS INCURRED	
Capital stock paid in cash.....	\$1,000,000	Premiums—Ontario (net).....	\$5,930
Assets in Canada.....	176,557	Premiums—Canada (net).....	38,066
Liabilities in Canada.....	14,668	Claims—Ontario (net).....	3,217
		Claims—Canada (net).....	14,483

**CITY OF NEW YORK INSURANCE COMPANY\***

HEAD OFFICE, NEW YORK, N.Y.

*Manager or Chief Executive Officer in Canada.*—F. W. Evans, Montreal.*Chief or General Agent in Ontario.*—A. M. M. Kirkpatrick, 15 Toronto St., Toronto.*Date of Incorporation.*—1905. *Date commenced business in Canada.*—July 1, 1927.

		PREMIUMS WRITTEN—CLAIMS INCURRED	
Capital stock paid in cash.....	\$1,500,000	Premiums—Ontario (net).....	\$7,267
Assets in Canada.....	174,690	Premiums—Canada (net).....	†.....
Liabilities in Canada.....	Nil	Claims—Ontario (net).....	753
		Claims—Canada (net).....	†.....

**COLUMBIA INSURANCE COMPANY\***

HEAD OFFICE, JERSEY CITY, N.J.

Principal Office in Canada, Montreal, Que.

*Manager or Chief Executive Officer in Canada.*—C. W. C. Tyre, Montreal.*Chief or General Agent in Ontario.*—W. Rae Blight, 22 Toronto St., Toronto.*Date of Incorporation.*—1901. *Date commenced business in Canada.*—October 11, 1917.

		PREMIUMS WRITTEN—CLAIMS INCURRED	
Capital stock paid in cash.....	\$1,000,000	Premiums—Ontario (net).....	\$17,363
Assets in Canada.....	329,014	Premiums—Canada (net).....	62,239
Liabilities in Canada.....	56,322	Claims—Ontario (net).....	5,800
		Claims—Canada (net).....	20,118

\*See note on page 1.

†Included in Home Insurance figures.



**COMMERCIAL UNION ASSURANCE COMPANY, LIMITED\***

HEAD OFFICE, LONDON, ENGLAND

Principal Office in Canada, Montreal, Que.

Manager or Chief Executive Officer in Canada.—John Holroyde, Montreal.

Chief or General Agent in Ontario.—W. M. Hargraff, 49 Wellington St. E., Toronto.

Date of Incorporation.—Sept. 28, 1861. Date commenced business in Canada.—Sept. 11, 1863.

Capital stock paid in cash..... £3,540,000

*Life:*  
Assets in Canada..... \$2,013,867  
Ontario business in force (gross)... 26,684  
Canadian business in force (gross)... 285,812

*Other than Life:*  
Assets in Canada..... 1,541,552  
Liabilities in Canada..... 571,217

PREMIUMS WRITTEN—CLAIMS INCURRED

*Life:*  
Premiums—Ontario (net)..... \$252  
Premiums—Canada (net)..... 4,000  
Death Claims—Ontario (net).... Nil  
Death Claims—Canada (net).... 73

*Other than Life:*  
Premiums—Ontario (net)..... 235,190  
Premiums—Canada (net)..... 714,605  
Claims—Ontario (net)..... 128,411  
Claims—Canada (net)..... 307,821

**CONFEDERATION LIFE ASSOCIATION\***

HEAD OFFICE, TORONTO, ONT.

Officers.—President, Chas. S. Macdonald, Toronto; Vice-Presidents, Col. J. F. Michie and R. S. Waldie, Toronto; General Manager, V. R. Smith, M.A., Toronto; Secretary, Chas. Reade Dent, Toronto.

Directors.—Charles S. Macdonald, Toronto; Col. J. F. Michie, Toronto; John Firstbrook, Toronto; James E. Ganong, Toronto; A. C. Matthews, Toronto; R. S. Waldie, Toronto; Walter C. Laidlaw, Toronto; Arthur F. White, Toronto; V. R. Smith, Toronto; P. A. Thomson, Montreal; R. V. LeSuer, Toronto; F. Grenville Rolph, Toronto.

Date of Incorporation.—April 14, 1871. Date commenced business in Canada.—Oct. 31, 1871.

Capital stock paid in cash..... \$200,000

*Life:*  
Total assets..... 112,545,182  
Ontario business in force (gross)... 102,851,834  
Total business in force (gross).... 398,499,573

*Other than Life:*  
Total assets..... 112,505  
Total liabilities..... 15,765  
Surplus protection of policyholders. 96,740

PREMIUMS WRITTEN—CLAIMS INCURRED

*Life:*  
Premiums—Ontario (net)..... \$3,278,416  
Premiums—Total business (net).. 15,704,609  
Death Claims—Ontario (net).... 626,073  
Death Claims—Total business (net) 2,983,021

*Other than Life:*  
Premiums—Ontario (net)..... 41,629  
Premiums—Canada (net)..... 57,360  
Claims—Ontario (net)..... 27,472  
Claims—Canada (net)..... 36,358

**CONNECTICUT FIRE INSURANCE COMPANY\***

HEAD OFFICE, HARTFORD, CONN.

Principal Office in Canada, Montreal, Que.

Joint Managers or Chief Executive Officers in Canada.—S. M. Elliott and A. H. Vallance, Montreal.

Chief or General Agent in Ontario.—S. W. Ashley, 60 Wellington St. W., Toronto.

Date of Incorporation.—June, 1850. Date commenced business in Canada.—1886.

Capital stock paid in cash..... \$2,000,000  
Assets in Canada..... 391,156  
Liabilities in Canada..... 121,891

PREMIUMS WRITTEN—CLAIMS INCURRED

Premiums—Ontario (net)..... \$54,422  
Premiums—Canada (net)..... 195,918  
Claims—Ontario (net)..... 19,755  
Claims—Canada (net)..... 64,497

**CONSOLIDATED FIRE AND CASUALTY INSURANCE COMPANY\***

HEAD OFFICE, TORONTO, ONT.

Officers.—President, H. Begg, Toronto; 1st Vice-President, P. R. Gardiner, Toronto; 2nd Vice-President, J. C. H. Dussault, Montreal; Managing Director, H. Begg, Toronto.

Directors.—J. C. H. Dussault, Montreal; Leigh M. McCarthy, Toronto; H. C. Edgar, Toronto; J. M. Pigott, Hamilton; P. R. Gardiner, Toronto; H. Begg, Toronto; W. R. Begg, Toronto; Geo. McNamara, Toronto; J. G. Hutchinson, Toronto; W. H. Buscombe, Toronto; H. L. Kearns, Toronto; Col. K. R. Marshall, C.M.G., D.S.O., Toronto.

Date of Incorporation.—May 30, 1930. Date commenced business in Canada.—Jan. 1, 1931.

Capital stock paid in cash..... \$220,000  
Total assets..... 462,379  
Total liabilities..... 192,190  
Surplus protection of policyholders. 270,189

PREMIUMS WRITTEN—CLAIMS INCURRED

Premiums—Ontario (net)..... \$177,572  
Premiums—Canada (net)..... 290,808  
Claims—Ontario (net)..... 87,785  
Claims—Canada (net)..... 167,031

\*See note on page 1.

**THE CONTINENTAL ASSURANCE COMPANY\***

HEAD OFFICE, CHICAGO, ILL.

Principal Office in Canada, Toronto, Ont.

*Manager or Chief Executive Officer in Canada.*—R. D. Bedolfe, Toronto.  
*Chief or General Agent in Ontario.*—R. D. Bedolfe, Federal Building, Toronto.  
*Date of Incorporation.*—April 26, 1911. *Date commenced business in Canada.*—1934.

Capital stock paid in cash.....	\$1,000,000	PREMIUMS WRITTEN—CLAIMS INCURRED	
Assets in Canada.....	114,479	Premiums—Ontario (net).....	Nil
Liabilities in Canada.....	Nil	Premiums—Canada (net).....	Nil
		Claims—Ontario (net).....	Nil
		Claims—Canada (net).....	Nil

**CONTINENTAL CASUALTY COMPANY\***

HEAD OFFICE, CHICAGO, ILL.

Principal Office in Canada, Toronto, Ont.

*Manager or Chief Executive Officer in Canada.*—R. D. Bedolfe, Toronto.  
*Chief or General Agent in Ontario.*—R. D. Bedolfe, Federal Building, Toronto.  
*Date of Incorporation.*—1897. *Date commenced business in Canada.*—November 6, 1917.

Capital stock paid in cash.....	\$1,750,000	PREMIUMS WRITTEN—CLAIMS INCURRED	
Assets in Canada.....	628,014	Premiums—Ontario (net).....	\$255,687
Liabilities in Canada.....	331,294	Premiums—Canada (net).....	574,680
		Claims—Ontario (net).....	136,878
		Claims—Canada (net).....	302,398

**THE CONTINENTAL INSURANCE COMPANY OF NEW YORK\***

HEAD OFFICE, NEW YORK, N.Y.

Principal Office in Canada, Montreal, Que.

*Manager or Chief Executive Officer in Canada.*—W. E. Baldwin, Montreal.  
*Chief or General Agent in Ontario.*—Gilbert S. Percy, 36 Toronto St., Toronto.  
*Date of Incorporation.*—Jan., 1853. *Date commenced business in Canada.*—Nov. 25, 1910.

Capital stock paid in cash.....	\$5,000,000	PREMIUMS WRITTEN—CLAIMS INCURRED	
Assets in Canada.....	897,219	Premiums—Ontario (net).....	\$116,459
Liabilities in Canada.....	245,466	Premiums—Canada (net).....	381,474
		Claims—Ontario (net).....	41,071
		Claims—Canada (net).....	166,516

**CONTINENTAL LIFE INSURANCE COMPANY\***

HEAD OFFICE, TORONTO, ONT.

*Officers.*—President, John W. Hobbs, Toronto; 1st Vice-President, Dr. H. W. Aikins, Toronto; Assistant General Manager and Secretary, Chas. H. Fuller.

*Directors.*—N. J. Lander, Toronto; W. A. Medland, Toronto; Dr. H. W. Aikins, Toronto; Sidney Jones, Toronto; Sir George Garneau, Quebec; G. H. Fensom, Toronto; G. H. Muntz, Toronto; Richard Southam, Toronto; E. E. Sharpe, Winnipeg; John W. Hobbs, Toronto; Wm. A. Dryden, Brooklin, Ont.; John T. Richardson, Toronto; T. D'Arcy Leonard, Toronto; John A. Rowland, K.C., Toronto; Chast McHattie, Vancouver, B.C.

*Date of Incorporation.*—1899. *Date commenced business in Canada.*—November, 1899.

Capital stock paid in cash.....	\$200,000	PREMIUMS WRITTEN—CLAIMS INCURRED	
Total assets.....	8,817,441	Premiums—Ontario (net).....	\$647,865
Ontario business in force (gross)....	21,074,702	Premiums—Total business (net)...	1,203,833
Total business in force (gross).....	38,369,821	Death Claims—Ontario (net).....	90,487
		Death Claims—Total business (net)	176,694

**THE CORNHILL INSURANCE COMPANY, LIMITED\***

HEAD OFFICE, LONDON, ENGLAND

Principal Office in Canada, Montreal, Que.

*Manager or Chief Executive Officer in Canada.*—Willis Faber & Co., Montreal.  
*Chief or General Agent in Ontario.*—Grover Leyland, Metropolitan Bldg., Toronto.  
*Date of Incorporation.*—1905. *Date commenced business in Canada.*—June 22, 1922.

Capital stock paid in cash.....	£250,000	PREMIUMS WRITTEN—CLAIMS INCURRED	
Assets in Canada.....	\$428,612	Premiums—Ontario (net).....	\$95,548
Liabilities in Canada.....	210,536	Premiums—Canada (net).....	283,393
		Claims—Ontario (net).....	44,346
		Claims—Canada (net).....	138,698

\*See note on page 1.

## COUNTY FIRE INSURANCE COMPANY OF PHILADELPHIA\*

HEAD OFFICE, PHILADELPHIA, PA.

Principal Office in Canada, Montreal, Que.

*Manager or Chief Executive Officer in Canada.*—Adam McBride, 465 St. John St., Montreal.

*Chief or General Agent in Ontario.*—J. H. Harvey, Metropolitan Bldg., Toronto.

*Date of Incorporation.*—1832. *Date commenced business in Canada.*—November, 1931.

	<b>PREMIUMS WRITTEN—CLAIMS INCURRED</b>	
Capital stock paid in cash.....	\$1,000,000	Premiums—Ontario (net).....
Assets in Canada.....	340,520	Premiums—Canada (net).....
Liabilities in Canada.....	8,326	Claims—Ontario (net).....
		Claims—Canada (net).....
		\$2,541
		11,401
		976
		5,397

## CROWN LIFE INSURANCE COMPANY\*

HEAD OFFICE, TORONTO, ONT.

*Officers.*—President, Sir Robert L. Borden, Ottawa; Vice-President, C. W. Somers, Toronto, General Manager, H. R. Stephenson.

*Directors.*—Sir Robert L. Borden, Ottawa; H. R. Stephenson, Toronto; G. O. Somers, Pasadena, Cal.; Geo. A. Morson, Havana, Cuba; W. R. Morson, Toronto; F. R. McD. Russell, Vancouver; C. W. Somers, Toronto; W. F. Watkins, Toronto; F. Erickson Brown, Toronto; H. D. Burns, Toronto; G. E. Spragge, Toronto; Hon. G. Howard Ferguson, Toronto; Hon. E. L. Patenaude, Quebec; Norman F. Wilson, Ottawa.

*Date of Incorporation.*—June 14, 1900. *Date commenced business in Canada.*—Sept. 10, 1901.

	<b>PREMIUMS WRITTEN—CLAIMS INCURRED</b>	
Capital stock paid in cash.....	\$278,440	Premiums—Ontario (net).....
Total assets.....	27,192,879	Premiums—Total business (net)..
Ontario business in force (gross)...	39,095,174	Death Claims—Ontario (net)....
Total business in force (gross)....	170,268,583	Death Claims—Total business (net)
		\$1,286,122
		6,130,043
		347,317
		854,558

## THE DOMINION OF CANADA GENERAL INSURANCE COMPANY\*

HEAD OFFICE, TORONTO, ONT.

*Officers.*—President, Commodore G. H. Gooderham; Vice-Presidents, Col. A. E. Gooderham, D. G. Ross, M.P.; General Manager, H. W. Falconer.

*Directors.*—Comm. G. H. Gooderham, Toronto; D. G. Ross, M.P., Toronto; E. D. Gooderham, Toronto; Col. G. G. Blackstock, Toronto; Col. Albert E. Gooderham, Toronto; H. S. Gooderham, Toronto; H. W. Falconer, Toronto; J. P. Nicolls, Vancouver, B.C.; A. F. Ball and F. W. Bartram, Toronto.

*Date of Incorporation.*—June 23, 1887. *Date commenced business in Canada.*—Nov. 5, 1887.

	<b>PREMIUMS WRITTEN—CLAIMS INCURRED</b>	
Capital stock paid in cash.....	\$1,005,300	
<i>Life:</i>		<i>Life:</i>
Total assets.....	1,305,000	Premiums—Ontario (net).....
Ontario business in force (gross)...	6,722,711	Premiums—Total business (net)..
Total business in force (gross)....	10,718,570	Death Claims—Ontario (net)....
		Death Claims—Total business (net)
		\$180,654
		301,891
		9,200
		31,683
<i>Other than Life:</i>		<i>Other than Life:</i>
Total assets.....	2,929,492	Premiums—Ontario (net).....
Total liabilities.....	1,229,103	Premiums—Total business (net)..
Surplus protection of policyholders.	1,700,389	Claims—Ontario (net).....
		Claims—Total business (net)....
		788,308
		1,470,373
		267,948
		591,084

## THE DOMINION FIRE INSURANCE COMPANY\*

HEAD OFFICE, TORONTO, ONT.

*Officers.*—President, C. S. Macdonald; 1st Vice-President, R. H. L. Massie, Toronto; 2nd Vice-President, F. J. Cuthbertson, Montreal.

*Directors.*—R. H. L. Massie, Toronto; R. A. Brock, Montreal; Hamilton Cassels, K.C., Toronto; Geo. J. Cuthbertson, Montreal; Alfred F. James, Milwaukee; Howard Greene, Milwaukee; Dr. Thaddeus Walker, Detroit; John A. Fraser, Toronto; C. S. Macdonald, Toronto.

*Date of Incorporation.*—1904. *Date commenced business in Canada.*—May 11, 1907.

	<b>PREMIUMS WRITTEN—CLAIMS INCURRED</b>	
Capital stock paid in cash.....	\$300,000	Premiums—Ontario (net).....
Total assets.....	1,143,491	Premiums—Total business (net)..
Total liabilities.....	378,797	Claims—Ontario (net).....
Surplus protection of policyholders.	764,693	Claims—Total business (net)....
		\$208,841
		329,721
		61,505
		98,719

\*See note on page 1.

## THE DOMINION LIFE ASSURANCE COMPANY\*

HEAD OFFICE, WATERLOO, ONT.

*Officers.*—President and Managing Director, Ford S. Kumpf; Vice-President, G. A. Dobbie; Secretary and Asst. General Manager, J. K. Pickett.

*Directors.*—A. J. Andrews, K. C., Winnipeg; W. L. Hilliard, M. D., Waterloo; J. H. Gundy, Toronto; H. M. Snyder, Waterloo; C. Gordon Cockshutt, Brantford; W. H. Malkin, Vancouver; Ford S. Kumpf, Waterloo; G. Alex. Forbes, Hespeler; G. A. Dobbie, Galt; Hon. W. D. Euler, Kitchener; J. E. F. Seagram, Waterloo.

*Date of Incorporation.*—March 20, 1889. *Date commenced business in Canada.*—July 12, 1889.

Capital stock paid in cash.....	\$200,000
Total assets.....	33,758,945
Ontario business in force (gross)...	77,889,042
Total business in force (gross).....	163,955,962

PREMIUMS WRITTEN—CLAIMS INCURRED	
Premiums—Ontario (net).....	\$2,187,048
Premiums—Total business (net)...	5,028,123
Death Claims—Ontario (net).....	447,954
Death Claims—Total business (net)	919,294

## EAGLE, STAR & BRITISH DOMINIONS INSURANCE COMPANY, LIMITED\*

HEAD OFFICE, LONDON, ENGLAND

Principal Office in Canada, Toronto, Ont.

*Manager or Chief Executive Officer in Canada.*—J. H. Riddel, Toronto.

*Chief or General Agent in Ontario.*—J. H. Riddel, 217 Bay St., Toronto.

*Date of Incorporation.*—1904. *Date commenced business in Canada.*—May, 1912.

Capital stock paid in cash.....	\$14,539,854
Assets in Canada.....	489,474
Liabilities in Canada.....	277,524

PREMIUMS WRITTEN—CLAIMS INCURRED	
Premiums—Ontario (net).....	\$135,119
Premiums—Canada (net).....	449,586
Claims—Ontario (net).....	40,439
Claims—Canada (net).....	223,527

## THE T. EATON GENERAL INSURANCE COMPANY\*

HEAD OFFICE, TORONTO, ONT.

*Officers.*—President, R. Y. Eaton; Vice-President, H. McGee; Secretary-Treasurer, J. J. Vaughan, Toronto.

*Directors.*—R. Y. Eaton, Toronto; H. McGee, Toronto; J. J. Vaughan, Toronto; J. A. Livingstone, Toronto; J. Elliott, Toronto; G. D. Adams, Toronto; J. G. McKee, Toronto; A. E. Stuart, Toronto; T. C. Musgrave, Toronto.

*Date of Incorporation.*—May 11, 1920. *Date commenced business in Canada.*—July 1, 1926.

Capital stock paid in cash.....	\$86,000
Total assets.....	161,673
Total liabilities.....	9,102
Surplus protection of policyholders.	152,571

PREMIUMS WRITTEN—CLAIMS INCURRED	
Premiums—Ontario (net).....	\$7,391
Premiums—Total business (net)...	7,391
Claims—Ontario (net).....	186
Claims—Total business (net)....	186

## THE T. EATON LIFE ASSURANCE COMPANY\*

HEAD OFFICE, TORONTO, ONT.

*Officers.*—President, R. Y. Eaton, Toronto; 1st Vice-President and Secretary-Treasurer, J. J. Vaughan, Toronto; 2nd Vice-President, J. D. Eaton; Manager, J. A. Livingstone, Toronto.

*Directors.*—H. M. Tucker, Winnipeg; R. Y. Eaton, Toronto; J. J. Vaughan, Toronto; Mrs. J. S. Burnside, Toronto; J. Elliott, Toronto; J. A. Livingstone, Toronto; T. C. Musgrave, Toronto; J. E. Dodds, Montreal; J. G. McKee, Toronto; Lady Eaton, Toronto; J. D. Eaton, Toronto; C. H. Boothe, Hamilton.

*Date of Incorporation.*—June 22, 1920. *Date commenced business in Canada.*—August 20, 1920.

Capital stock paid in cash.....	\$100,000
Total assets.....	6,710,770
Ontario business in force (gross)...	14,750,188
Total business in force (gross).....	28,385,786

PREMIUMS WRITTEN—CLAIMS INCURRED	
Premiums—Ontario (net).....	\$438,967
Premiums—Total business (net)...	928,957
Death Claims—Ontario (net).....	53,043
Death Claims—Total business (net)	109,119

\*See note on page 1.

## THE EMPIRE LIFE INSURANCE COMPANY

HEAD OFFICE, KINGSTON, ONTARIO

*Incorporated.*—January 11, 1923. *Date commenced business in the province.*—January 30, 1923.

*Officers.*—President, C. P. Fell; Vice-President, A. H. Keith Russell; Secretary, W. T. Fortye; Treasurer, J. R. Paterson; General Manager, L. T. Boyd; Actuary, H. H. Blakeman.

*Directors.*—C. P. Fell, Toronto; A. H. Keith Russell, Toronto; J. M. Campbell, Kingston; Newman A. Fairhead, Toronto; George J. Guy, Hamilton; W. A. Mackintosh, Kingston; B. R. McKenzie, Windsor; D. W. McCormick, Galt; D. R. McLaughlin, Toronto; George, M. Orr, Toronto; J. M. Vaughan, Toronto.

*Auditors.*—E. J. Howson, F.C.A., and A. B. Shepard, F.C.A., of Thorne, Mulholland, Howson and McPherson.

### Statement for Year Ending 31st December, 1936

#### Capital Stock

	Amount Subscribed for	Amount Paid in Cash
Amount of capital stock authorized, \$2,500,000.00.		
No. of shares, 50,000. Par value, \$50.		
Capital stock at beginning of year.....	\$1,308,500 00	\$312,962 50
Calls on capital received during year.....	Nil	157 50
Capital stock at end of year.....	\$1,308,500 00	\$313,120 00

#### Premium on Capital Stock

Total amount paid as premium on capital stock at beginning of year.....	\$928,720 00
Amount received during the year.....	Nil
Total amount paid to December 31, 1936.....	\$928,720 00

#### Synopsis of Ledger Accounts

<p>As at December 31, 1935:</p> <table style="width: 100%; border-collapse: collapse;"> <tr><td>Net ledger assets.....</td><td style="text-align: right;">\$3,102,353 71</td></tr> <tr><td>Policy proceeds left with Co. ....</td><td style="text-align: right;">18,310 73</td></tr> <tr><td>Balances due agents.....</td><td style="text-align: right;">699 22</td></tr> <tr><td>Reserve for depreciation....</td><td style="text-align: right;">418,215 69</td></tr> <tr><td><b>Total Ledger Assets...</b></td><td style="text-align: right; border-top: 1px solid black; border-bottom: 1px solid black;"><b>\$3,539,579 35</b></td></tr> </table> <p>Increase in ledger assets in 1936:</p> <table style="width: 100%; border-collapse: collapse;"> <tr><td>Income.....</td><td style="text-align: right;">\$1,297,900 60</td></tr> <tr><td>†Amount by which ledger assets were written up.....</td><td style="text-align: right;">5,325,049 40</td></tr> <tr><td>Increase in capital stock....</td><td style="text-align: right;">157 50</td></tr> <tr><td><b>Total Increase.....</b></td><td style="text-align: right; border-top: 1px solid black; border-bottom: 1px solid black;"><b>\$6,623,107 50</b></td></tr> <tr><td><b>Total.....</b></td><td style="text-align: right; border-top: 1px solid black; border-bottom: 3px double black;"><b>\$10,162,686 85</b></td></tr> </table>	Net ledger assets.....	\$3,102,353 71	Policy proceeds left with Co. ....	18,310 73	Balances due agents.....	699 22	Reserve for depreciation....	418,215 69	<b>Total Ledger Assets...</b>	<b>\$3,539,579 35</b>	Income.....	\$1,297,900 60	†Amount by which ledger assets were written up.....	5,325,049 40	Increase in capital stock....	157 50	<b>Total Increase.....</b>	<b>\$6,623,107 50</b>	<b>Total.....</b>	<b>\$10,162,686 85</b>	<p>Decrease in ledger assets in 1936:</p> <table style="width: 100%; border-collapse: collapse;"> <tr><td>Disbursements.....</td><td style="text-align: right;">\$1,203,557 17</td></tr> <tr><td>Amount by which ledger assets were written down...</td><td style="text-align: right;">31,381 19</td></tr> <tr><td><b>Total Decrease.....</b></td><td style="text-align: right; border-top: 1px solid black; border-bottom: 1px solid black;"><b>\$1,234,938 36</b></td></tr> </table> <p>As at December 31, 1936:</p> <table style="width: 100%; border-collapse: collapse;"> <tr><td>Net ledger assets.....</td><td style="text-align: right;">\$8,862,322 10</td></tr> <tr><td>Policy proceeds left with Co. ....</td><td style="text-align: right;">63,983 07</td></tr> <tr><td>Balances due agents.....</td><td style="text-align: right;">568 51</td></tr> <tr><td>Suspense accounts.....</td><td style="text-align: right;">874 81</td></tr> <tr><td><b>Total Ledger Assets.....</b></td><td style="text-align: right; border-top: 1px solid black; border-bottom: 1px solid black;"><b>\$8,927,748 49</b></td></tr> <tr><td><b>Total.....</b></td><td style="text-align: right; border-top: 1px solid black; border-bottom: 3px double black;"><b>\$10,162,686 85</b></td></tr> </table>	Disbursements.....	\$1,203,557 17	Amount by which ledger assets were written down...	31,381 19	<b>Total Decrease.....</b>	<b>\$1,234,938 36</b>	Net ledger assets.....	\$8,862,322 10	Policy proceeds left with Co. ....	63,983 07	Balances due agents.....	568 51	Suspense accounts.....	874 81	<b>Total Ledger Assets.....</b>	<b>\$8,927,748 49</b>	<b>Total.....</b>	<b>\$10,162,686 85</b>
Net ledger assets.....	\$3,102,353 71																																						
Policy proceeds left with Co. ....	18,310 73																																						
Balances due agents.....	699 22																																						
Reserve for depreciation....	418,215 69																																						
<b>Total Ledger Assets...</b>	<b>\$3,539,579 35</b>																																						
Income.....	\$1,297,900 60																																						
†Amount by which ledger assets were written up.....	5,325,049 40																																						
Increase in capital stock....	157 50																																						
<b>Total Increase.....</b>	<b>\$6,623,107 50</b>																																						
<b>Total.....</b>	<b>\$10,162,686 85</b>																																						
Disbursements.....	\$1,203,557 17																																						
Amount by which ledger assets were written down...	31,381 19																																						
<b>Total Decrease.....</b>	<b>\$1,234,938 36</b>																																						
Net ledger assets.....	\$8,862,322 10																																						
Policy proceeds left with Co. ....	63,983 07																																						
Balances due agents.....	568 51																																						
Suspense accounts.....	874 81																																						
<b>Total Ledger Assets.....</b>	<b>\$8,927,748 49</b>																																						
<b>Total.....</b>	<b>\$10,162,686 85</b>																																						

† Assets taken over from Mutual Relief Life Insurance Co.

#### Assets

<i>Ledger Assets</i>		
Book value of real estate:		
Office premises.....		\$123,428 64
Held for sale.....		357,866 18
Mortgage loans on real estate:		
First mortgages.....	\$948,951 02	
Agreements for sale.....	17,788 08	
		966,739 10
Loans secured by stocks, bonds and other collateral.....		14,500 00
Amount secured by the Company's policies in force, the reserve on each policy being in excess of all indebtedness:		
Loans to policyholders.....	\$617,287 52	
Advances to policyholders under automatic nonforfeiture provisions.....	129,673 35	
		746,960 87
Amortized book value of bonds, debentures and debenture stocks owned:		
Not in default.....	\$3,766,877 77	
In default.....	1,411,321 48	
		5,178,199 25
Book value of stocks owned.....		1,285,431 85
Cash on hand and in banks:		
On hand at Head Office.....	\$200 00	
In chartered banks of Canada in Canada.....	243,123 80	
In all other banks and depositories.....	2,795 00	
		246,118 80
Advances to agents.....		4,089 00
Accounts receivable.....		4,414 80
<b>Total Ledger Assets.....</b>		<b>\$8,927,748 49</b>

*Non-Ledger Assets*

Interest due and accrued.....	\$89,813 76
Dividends due.....	5,000 00
Rents due.....	2,018 92
Net premiums due and uncollected and deferred.....	119,467 83
Net consideration for annuities due and uncollected and deferred.....	1,715 42
Excess of market value over book value of stocks.....	15,101 40
<b>Total Non-Ledger Assets.....</b>	<b>\$233,117 33</b>
<b>Total Assets.....</b>	<b>\$9,160,865 82</b>

**Liabilities**

Net liability under assurance annuity and supplementary contracts in force for payments not due, dependent on life, disability or other contingency, or on a term certain.....	\$7,716,612 00
Net liability for payments due under contracts.....	103,441 00
Amounts left with Company (arising out of assurance contracts), including interest accumulations: Dividends, \$4,142.94; amounts assured, \$59,840.13.....	63,983 07
Premiums received from policyholders in advance.....	31,808 63
Provincial, municipal and other taxes due and accrued.....	13,000 00
Dividends to shareholders due and unpaid.....	23 60
Salaries, rents and office expenses due and accrued.....	2,818 84
Medical examiners' fees due and accrued.....	99 00
Legal fees due and accrued.....	216 50
Commissions to agents due and accrued.....	568 51
Reserve for loss on investments.....	105,000 00
Deficiency of market under book value of bonds and debentures.....	523,504 29
Miscellaneous accounts payable.....	874 81
Surplus contingently allotted to deferred dividend policyholders.....	40,000 00
Capital stock paid in cash.....	\$313,120 00
Undivided surplus.....	245,795 57
	558,915 57
<b>Total Liabilities, Surplus and Capital.....</b>	<b>\$9,160,865 82</b>

**Income Receipts**

	First Year	Renewals	Single	Totals
Assurance premiums.....	\$71,798 44	\$718,348 99	\$31,910 77	\$822,058 20
Less reinsurance premiums paid... ..	917 29	17,432 36	Nil	18,349 65
<b>Total net premiums.....</b>	<b>70,881 15</b>	<b>700,916 63</b>	<b>31,910 77</b>	<b>803,708 55</b>
Consideration for annuities.....	8,272 59	16,458 32	13,379 50	38,110 41
<b>Total net premium income and consideration for annuities.....</b>				<b>\$841,818 96</b>
Amounts left with the Company at interest (arising out of assurance contracts)— dividends, \$1,888.68; amounts assured, \$44,191.97.....				46,080 65
Interest and dividends.....				280,161 51
Gross rents from Company's property, less \$15,913.09 for taxes, expenses and repairs in connection with such properties.....				4,392 67
Miscellaneous income.....				280 42
Gross profit on sale or maturity of real estate, bonds and stocks.....				125,166 39
<b>Total Income.....</b>				<b>\$1,297,900 60</b>

**Expenditure Disbursements**

	Death Claims	Matured Endowments	Disability Claims	Total
In respect of assurance contracts: Amount assured—Ordinary... ..	\$335,078 81	\$18,290 00	\$5,386 96	\$358,755 77
Net surrender values.....				209,677 86
Net dividends: In cash.....			\$7,587 64	
Left with the company at interest.....			1,310 35	
Applied as single premiums: To purchase bonus addition.....			1,002 75	
To purchase premium reduction.....			540 72	
				\$10,441 46
<b>Total net disbursements in respect of assurance contracts.....</b>				<b>\$578,875 09</b>
Waiver of premiums.....				5,015 69
Cash payments to annuitants.....				4,071 34
<b>Total Net Disbursements in Respect of Assurance and Annuity Contracts</b>				<b>\$ 587,962 12</b>

Net reduction in premiums resulting from application of dividends.....	154 42
Amounts left with the company and interest accumulations withdrawn—dividends, \$420.51; amounts assured, \$15,888.82.....	16,309 33
Taxes, licenses and fees.....	15,890 25
Head office expenses:—Salaries, \$55,685.36; auditors' fees, \$1,452.35; rents, \$4,574.54; directors' fees, \$1,399.00; travelling expenses, \$3,478.87; miscellaneous, \$8,121.87.....	74,711 99
Branch office and agency expenses:—Assurance commissions: first year, \$44,942.00; renewal, \$15,785.59; single, \$1,705.30; salaries, \$52,887.84; travelling expenses, \$8,877.43; Annuity commissions: first year, \$125.31; single, \$51.25; advanced to agents, \$8,286.93; rents, \$5,957.91; miscellaneous, \$16,569.24.....	155,188 80
All other expenses:—Advertising, \$3,461.74; books and periodicals, \$227.45; express, telegrams and telephones, \$1,554.47; legal fees, \$2,340.89; medical fees, \$3,664.00; office furniture, \$1,695.17; postage, \$2,552.84; printing and stationery, \$8,129.94; miscellaneous, \$31,833.01.....	55,459 51
Gross loss on sale or maturity of stocks, bonds and real estate.....	297,880 75
<b>Total Disbursements.....</b>	<b>\$1,203,557 17</b>

Exhibit of Annuities

Classification	Arising out of Life Assurance Contracts								Totals	
	Life Annuities Proper		Involving Life Contingencies (Supplementary Contracts)		Not Involving Life Contingencies (Supplementary Contracts)		Disability Annuities			
	No.	Annual Payment	No.	Annual Payment	No.	Annual Payment	No.	Annual Payment	No.	Annual Payment
At end of 1935.....	16	\$ 2,100 00	1	\$ 120 00	9	\$ 1,157 40	12	\$ 4,800 00	38	\$ 8,177 40
New issued.....	11	2,257 58			8	1,347 60	2	840 00	21	4,445 18
Reinsurance.....	1	60 00					3	720 00	4	780 00
Totals.....	28	4,417 58	1	120 00	17	2,505 00	17	6,360 00	63	13,402 58
Less ceased by:										
Expiry.....			1	120 00					1	120 00
Recovery from disability.....							1	240 00	1	240 00
Total ceased....			1	120 00			1	240 00	2	360 00
At end of 1936.....	28	4,417 58			17	2,505 00	16	6,120 00	61	13,042 58
Reinsured.....								600 00		600 00

Exhibit of Policies (Ordinary)

Classification	Whole Life		Endowment Assurances		Term and Other		Bonus Additions	Totals	
	No.	Amount	No.	Amount	No.	Amount		No.	Amount
At end of 1935....	7,468	\$ 11,883,244	2,499	\$ 4,676,007	189	\$ 700,652	22,691	\$ 10,156	\$ 17,282,594
New issued.....	1,543	2,177,610	729	1,346,327	33	167,833	2,922	2,305	3,694,692
Old revived.....	451	600,540	86	161,478	6	24,000		543	786,018
†Reinsurance assumed.....	12,998	15,405,755	1,528	2,072,410	66	230,211	4,810	14,592	17,713,186
Old increased.....		5,130		22,172		1,000			28,302
Transferred to....	77	204,158	17	47,625	2	8,875		96	260,658
Totals.....	22,537	30,276,437	4,859	8,326,019	296	1,132,571	30,423	27,692	39,765,450
Less ceased by:									
Death.....	304	371,462	13	40,536	2	12,500		319	424,498
Maturity.....			12	14,270				12	14,270
Expiry.....					5	20,500		5	20,500
Surrender.....	519	921,768	190	364,557			1,228	709	1,287,553
Lapse.....	1,290	1,692,773	213	391,671	37	149,853		1,540	2,234,297
Decrease.....		101,085		37,981		21,387			160,453
Not taken.....	182	254,679	101	233,870	6	41,000		289	529,549
Transferred from	27	60,500	39	99,438	30	100,720		96	260,658
Total ceased....	2,322	3,402,267	568	1,182,323	80	345,960	1,228	2,970	4,931,778
At end of 1936....	20,215	26,874,170	4,291	7,143,696	216	786,611	29,195	24,722	34,833,672
Reinsured.....		501,423		38,803		41,000			581,226

Miscellaneous

New policies issued and paid for in cash:—Number, 1964; gross amount, \$3,103,919; reinsured, \$17,500. Death claims reinsured, \$52,795. Total amount in force divided as to dividend plan:—Annual, \$454,875; quinquennial, \$5,442,935; deferred, \$6,094,590; non-participating, \$2,841,272; total, \$34,833,672. Additional accidental death benefits:—Gross amount issued, \$596,844; reinsured, \$42,870; terminated by accidental death, \$1,000; reinsured, nil; in force, \$4,670,256; reinsured, \$568,370.

†Empire Life Insurance Company reinsured the outstanding contracts of The Mutual Relief Life Insurance Company, Kingston, as of May 20th, 1936.

## Statement of Actuarial Liabilities

## Assurance Section

Class of Contract	Gross in Force			Reinsured in Companies Licensed in the Province	
	Number	Amount	Reserve	Amount	Reserve
<i>Ordinary with Profits:</i>		\$	\$	\$	\$
Life.....	5,468	9,369,113	1,167,010	252,695	36,183
Endowment Assurance.....	1,615	2,450,796	563,304	19,979	2,986
Term, etc.....	52	172,491	951		
Bonus Addition.....		29,195	14,073		
Premium reduction.....			985		
Additional accidental death benefits.....		(2,514,620)	1,976	(141,370)	79
Extra premiums.....			397		
Disability Ben.—Active lives.....			24,619		342
Dis. waiver of prems.—disabled.....			3,102		
Totals.....	7,135	12,021,595	1,776,417	272,674	39,590
<i>Ordinary without Profits:</i>					
Life.....	14,747	17,505,057	5,107,406	248,728	20,682
Endowment assurance.....	2,676	4,692,900	864,215	18,824	2,644
Term, etc.....	164	614,120	17,152	41,000	216
Additional accidental death benefits.....		(2,155,636)	1,884	(427,000)	251
Extra Premiums.....			636		
Disability Ben.—Active lives.....			26,943		95
Dis. waiver of prems.—disabled.....			35,810		446
Totals.....	17,587	22,812,077	6,054,046	308,552	24,334
Grand Totals.....	24,722	34,833,672	7,830,463	581,226	63,924

## Annuity Section

Class of Annuity	Gross in Force			Reinsured in Companies Licensed in the Province	
	Number	Annual Payment	Reserve	Annual Payment	Reserve
<i>With Profits:</i>		\$ c.	\$ c.	\$ c.	\$ c.
Life annuities proper.....	1	200 00	1,695 00		
Disability annuities.....	8	2,880 00	19,227 00		
Totals.....	9	3,080 00	20,922 00		
<i>Without Profits:</i>					
Life annuities proper.....	27	4,217 58	42,592 00		
Disability annuities.....	8	3,240 00	13,606 00	600 00	2,550 00
Annuities certain.....	17	2,505 00	16,210 00		
Totals.....	52	9,962 58	72,408 00	600 00	2,550 00
Grand Totals.....	61	13,042 58	93,330 00	600 00	2,550 00

## Summary of Reserve

	With Profits	Without Profits	Total
Total reserve, assurance and annuity contracts.....	\$1,797,339	\$6,126,454	\$7,923,793
Total reserve on reinsured contracts.....	39,590	26,884	66,474
Total net reserve on the Company's basis of valuation before deduction permitted by statute.....	1,757,749	6,099,570	7,857,319
Deduction made therefrom (permitted under The Ontario Insurance Act).....	73,622	67,085	140,707
Full deduction permitted, adjusted for reinsured, being.....	(73,622)	(67,085)	(140,707)
Net reserve carried in the liabilities.....	\$1,684,127	\$6,032,485	\$7,716,612
Net reserve computed on the statutory basis (without deduction).....	1,757,749	6,099,570	7,857,319
Reserve maintained by the Company in excess of the statutory reserve.....	Nil	Nil	Nil



## Miscellaneous Statement

## I. The calculation of the "Reserve" in the "Statement of Actuarial Liabilities."

## (1) Method of valuation of policies of life insurance and annuities:

For the regular line business, the policies in force were grouped for valuation purposes according to the year of issue, plan and age nearest birthday in the year of issue. Prepared tables of mean reserves were used, taking advantage of the deductions permitted by the Ontario Insurance Act. Except in respect of the business of the former Mutual Relief Life Insurance Company reinsured by this Company during 1936, the basis of valuation was as follows: Policies issued prior to 1931 were valued on the OM (5) Table of Mortality with interest at  $3\frac{1}{2}\%$  per annum and those issued in 1931 and subsequent years were valued on the AM (5) Table of Mortality with interest at  $3\frac{1}{2}\%$  per annum. A limited number of special contracts were valued throughout on the OM (5) Table of Mortality with interest at  $3\frac{1}{2}\%$  per annum. The business of the former Mutual Relief Life Insurance Company reinsured during 1936 and issued in 1929 and years subsequent was valued according to the AM (5) Table of Mortality with interest at the rate of  $3\frac{1}{2}\%$  per annum. Contracts issued as annual premium deferred annuities not involving life contingencies during the deferred period, were valued by accumulating the net premiums with interest at the rate of  $3\frac{1}{2}\%$  per annum. Through reinsurance of the Canadian Order of Oddfellows and the Mutual Relief Life Insurance Company, the Company has on its books some fraternal insurance for part of which the premiums are payable annually and for part of which the premiums are payable monthly. In respect of policies in this section on the Whole Life plan, the business was grouped according to the attained age in 1936, and the sums assured and the net premiums were valued separately. For business on other plans in this section, the policies were grouped for valuation purposes according to the year of issue, plan and age at issue and prepared tables of mean reserves were employed. All policies in force in this section were valued according to the AM (5) Table of Mortality with interest at the rate of  $4\%$  per annum.

For the valuation of life annuity contracts in force, the basis used was the Table of Mortality of Annuitants, 1900-1920, with interest at  $3\frac{1}{2}\%$  per annum. Contracts for immediate annuities certain were valued with interest at  $3\frac{1}{2}\%$  per annum.

## Special Classes:

- (a) For policies issued on lives resident in tropical or sub-tropical countries an extra premium is charged. See T.A.S.A. Volume XXIX, page 4.
  - (b) Where policies have been issued at rated-up ages, the reserves are taken as of the rated-up age used for computing the premium.
  - (c) Policies issued subject to a lien were valued for the full amount of insurance.
  - (d) Policies issued subject to an extra premium (1) payable in one sum, not issued; (2) payable annually, a reserve equal to 45% of the gross extra premium is provided.
  - (e) The sub-standard business issued all comes under the above 4 classes and practically all is on the rated-up age plan.
  - (f) For policies issued to include disability benefits (waiver of premiums only and waiver of premiums with monthly income without deduction from the sum assured) the additional liability was determined as follows:
    - (1) Before the occurrence of disability by the accumulation of 50% of the gross extra premium for disability on the policies in force from the date of issue;
    - (2) After the occurrence of disability the reserve provided was the present value of the future income payments and premiums waived on the basis of Hunter's Disability Table with interest at the rate of 3% per annum adjusted as follows, according to the year preceding the date of valuation that the claim was incurred: 50% first year, 75% second year, 85% third year, 95% fourth year and 100% in the fifth year of disability and thereafter.
  - (g) There is one annuity in force issued on a sub-standard basis. This contract was valued at the rated-up age on the basis of which it was issued.
  - (h) For policies issued to include the additional accidental death benefit a reserve of 50% of the gross extra premiums for this benefit was provided.
- (2) Items of special reserve:
- (a) No reserve is maintained on account of loadings on single premium policies, limited payment policies or annuities.
  - (b) Where the guaranteed values in certain policies exceeded the reserve according to the basis of valuation a pure endowment reserve was provided for the excess of the guaranteed value over the reserve.
  - (c) For lapsed policies eligible for reinstatement and not continued in force under the automatic non-forfeiture provisions, no reserve is provided for the excess of the statutory reserve over the guaranteed value.
  - (d) No reserve was held to cover the option of renewal under term policies.
  - (e) No reserve was held to cover the option of conversions under term policies.
  - (f) There are no items of special reserve to which reference has not already been made.

II. Modifications or limitations under special class policies referred to in I. (1), (a) to (f) above. Where a policy was issued on a rated-up age, the guarantees contained in the contract are for the same age as was used in calculating the premium. For other special class policies, the values as for the age and year of issue were used.

III. The average rate of interest earned during the year on the basis of the amount of net ledger assets was 4.53% according to the formula  $\frac{2I}{A+B-I}$ . In computing the denominator for this purpose, the assets were taken at the authorized values allowed by the Department rather than the book values. A special adjustment in the calculation was made on account of assuming the assets of the former Mutual Relief Life, as of May 20, 1936.

## IV. The distribution of surplus:

- (a) A separation of the funds of the Company as between the policyholders and shareholders has not been made.
- (b) A nominal scale of dividends has been provided in accordance with the attached schedule of dividends. The cash dividends shown in the schedule have been converted into bonus additions (paid-up insurance), on the basis of the AM (5)  $3\frac{1}{2}\%$  table, and have been converted into premium reductions on the basis of annuities certain with  $3\frac{1}{2}\%$  interest. An amount of \$40,000 has been provided in the Balance Sheet towards the payment of dividends which become due during 1937, and on account of the accrued amounts for policies on the quinquennial and deferred dividend plans where dividends will become due in later years.
- (c) There is only one participating annuity in force and dividends are not yet due on this contract.

## Bonds and Debentures Owned by the Company (not in default)

	Par Value	Book Value
Dominion of Canada, 3%, 1955	\$25,000 00	\$25,250 00
Dominion of Canada, 4½%, 1958	39,000 00	44,070 00
Dominion of Canada, 3%, 1955	75,000 00	75,750 00
Dominion of Canada, 3%, 1955	25,000 00	25,343 75
Dominion of Canada, 3%, 1955	50,000 00	50,625 00
Dominion of Canada, 3%, 1950-55	25,000 00	25,156 25
Dominion of Canada, 3%, 1950-55	50,000 00	49,550 00
Dominion of Canada Conversion Loan, 4½%, 1959	5,000 00	5,000 00
Province of New Brunswick, 5%, 1957	25,000 00	24,935 35
Province of Nova Scotia, 3%, 1950	25,000 00	22,340 00
Province of Ontario, 3%, 1951	70,000 00	69,825 00
Province of Prince Edward Island, 5%, 1950	1,000 00	1,103 50
Province of Prince Edward Island, 6%, 1947	10,000 00	10,641 00
Province of Prince Edward Island, 6%, 1947	2,000 00	2,289 20
Province of Quebec, 3%, 1951	25,000 00	24,750 00
Province of Saskatchewan, 4%, 1960	70,000 00	61,887 00
City of Belleville, 5%, 1949	2,000 00	2,094 80
City of Belleville, 5%, 1940	1,000 00	1,019 30
City of Calgary, 5½%, 1944	1,000 00	1,031 00
City of Calgary, 5½%, 1954	3,000 00	3,173 70
City of Calgary, 5½%, 1954	2,000 00	2,115 80
City of Edmonton, 5½%, 1953	5,000 00	5,337 00
City of Edmonton, 5½%, 1945	5,000 00	5,179 50
City of Edmonton, 5½%, 1964	1,500 00	1,566 00
City of Edmonton, 5½%, 1964	2,000 00	2,088 00
City of Edmonton, 5½%, 1964	1,000 00	1,043 60
City of Edmonton, 5½%, 1945	5,000 00	5,016 50
City of Fort William, 5%, 1955	1,000 00	1,012 30
City of Fort William, 5%, 1956	2,000 00	2,025 40
City of Fort William, 5%, 1957	2,000 00	2,026 00
City of Galt, 5½%, 1939	5,042 85	5,147 23
City of Galt, 5%, 1943	1,000 00	1,014 70
City of Galt, 5%, 1953	2,000 00	2,068 40
City of Halifax, 5%, 1965	12,000 00	13,806 00
City of Halifax, 5%, 1961	1,000 00	1,123 00
City of Hamilton, 5%, 1937	1,000 00	1,001 00
City of Hamilton, 5%, 1938	1,000 00	1,002 90
City of Hamilton, 5%, 1939	1,000 00	1,004 70
City of Hamilton, 5%, 1940	1,000 00	1,006 40
City of Hamilton, 5%, 1941	4,000 00	4,008 00
City of Hamilton, 5%, 1941	2,000 00	2,016 00
City of Hamilton, 5%, 1943	3,000 00	3,000 00
City of Hamilton, 5%, 1948	1,000 00	1,017 50
City of Hamilton, 5½%, 1938	1,000 00	1,010 00
City of Hamilton, 5½%, 1941	1,000 00	1,019 90
City of Hamilton, 6%, 1939	1,000 00	1,013 70
City of Hamilton, 6%, 1940	14,000 00	14,249 07
City of Hamilton, 6%, 1941	1,000 00	1,048 15
City of Kitchener, 5%, 1954	1,000 00	1,113 83
City of Kitchener, 5%, 1952	1,000 00	1,104 88
City of Kitchener, 5%, 1945	1,000 00	1,067 20
City of Kitchener, 6%, 1949	2,000 00	2,184 33
City of London, 5%, 1940	5,000 00	5,045 11
City of London, 5%, 1942	1,000 00	1,001 59
City of London, 5%, 1944	1,000 00	1,002 22
City of London, 5%, 1945	5,637 95	5,637 95
City of Moncton, 5%, 1954	3,000 00	3,180 31
City of Montreal, 6%, 1941	1,000 00	1,055 16
City of Montreal, 6%, 1941	10,000 00	10,416 59
City of Montreal, 5%, 1945	5,000 00	4,915 14
City of Moose Jaw, 5½%, 1939	1,000 00	1,011 69
City of Moose Jaw, 5%, 1944	1,000 00	996 71
City of North Bay, 6%, 1950	14,000 00	15,031 70
City of North Bay, 5%, 1937	2,548 47	2,545 67
City of North Bay, 5%, 1941	3,097 69	3,080 65
City of North Bay, 5%, 1944	858 65	851 61
City of North Bay, 5%, 1940	500 00	500 00
City of Regina, 5%, 1957	2,000 00	2,025 69
City of Regina, 6½%, 1938	1,000 00	1,028 36
City of St. Catharines, 5%, 1945	1,000 00	1,078 89
City of St. John, 5%, 1957	3,000 00	3,241 64
City of Sault Ste. Marie, 5½%, 1945	2,000 00	2,054 60
City of Sault Ste. Marie, No. 35, 6%, 1948	1,000 00	1,066 15
City of St. Thomas, 6%, 1939	1,000 00	1,032 86
City of St. Thomas, 6%, 1940	3,500 00	3,657 11
City of Sherbrooke, 5%, 1952	1,000 00	1,086 32
City of Sherbrooke, 5%, 1964	4,000 00	4,384 41
City of Stratford, 5%, 1944	4,000 00	4,160 57
City of Toronto, 5%, 1941	1,000 00	1,000 00
City of Toronto, 6%, 1940	1,000 00	1,045 21
City of Toronto, 6%, 1942	2,000 00	2,085 38
City of Toronto, 6%, 1944	2,000 00	2,165 01
City of Toronto, 6%, 1950	2,000 00	2,255 10
City of Toronto, 6%, 1951	1,000 00	1,129 96
City of Vancouver, 5½%, 1938	5,000 00	5,046 66
Corporation of Point Grey, 5%, 1943	10,000 00	9,603 90
City of Victoria, 5½%, 1944	4,000 00	4,149 29
City of Victoria, 5½%, 1943	1,000 00	1,035 22
City of Winnipeg, 6%, 1942	15,000 00	15,210 26
City of Woodstock, 5%, 1948	6,000 00	5,796 33

## Bonds and Debentures Owned by the Company (not in default)—Continued

	Par Value	Book Value
City of Woodstock, 5%, 1937.....	\$3,000 00	\$2,993 97
Town of Bowmanville, 5 1/2%, 1942.....	1,000 00	1,011 50
Town of Carleton Place, 5 1/2%, 1946.....	1,518 31	1,541 69
Town of Clinton, 4 1/2%, 1937.....	5,000 00	4,951 00
Town of Clinton, 4 1/2%, 1937.....	1,000 00	992 30
Town of Collingwood, 5 1/2%, 1938.....	2,000 00	2,003 80
Town of Collingwood, 5 1/2%, 1937.....	2,000 00	2,000 00
Town of Collingwood, 5%, 1953.....	4,000 00	3,910 40
Town of Collingwood, 5 1/2%, 1939.....	1,000 00	1,002 70
Town of Gananoque, 5%, 1939.....	1,000 00	1,017 40
Town of Gananoque, 6%, 1949.....	743 56	852 42
Town of Georgetown, 5 1/2%, 1937.....	2,452 15	2,461 46
Town of Grimsby, 6%, 1958.....	2,000 00	2,062 00
Town of Grimsby, 6%, 1959.....	2,000 00	2,063 40
Town of Isle of Maligne, 4%, 1942.....	5,000 00	5,000 00
Town of Kincardine, 6%, 1944.....	1,000 00	1,051 80
Town of Kincardine, 6%, 1945.....	1,000 00	1,056 90
Town of New Waterford, 5%, 1956.....	8,000 00	8,000 00
Town of Orillia, 5 1/2%, 1949.....	500 00	509 05
Town of Port Hope, 5%, 1943.....	1,000 00	1,038 90
Town of Preston, 5%, 1950.....	1,000 00	1,062 20
County of Lincoln, 5 1/2%, 1943.....	25,000 00	25,447 45
County of Ontario, 5%, 1937.....	1,000 00	1,003 60
County of Ontario, 5%, 1938.....	1,000 00	1,007 00
County of Wentworth, 5%, 1937-43.....	4,131 25	4,150 39
County of Wentworth, 5%, 1942.....	8,000 00	8,095 64
County of Wentworth, 5%, 1943.....	10,000 00	10,138 41
Village of Acton, 6 1/2%, 1945.....	1,000 00	1,138 84
Village of Bath, 5 1/2%, 1937-52.....	6,566 01	6,451 06
Village of Forest Hill, 5%, 1940.....	5,000 00	4,911 06
Village of Forest Hill, 6%, 1946.....	1,000 00	1,152 59
Village of Forest Hill, 6%, 1938.....	5,000 00	5,035 66
Village of Glencoe, 6%, 1952.....	1,000 00	1,025 41
Village of Glencoe, 6%, 1955.....	1,000 00	1,028 27
Village of Madoc, 5%, 1941.....	701 96	711 24
Village of Madoc, 5%, 1942.....	737 06	748 50
Village of Madoc, 5%, 1943.....	773 91	787 62
Village of Madoc, 5%, 1944.....	812 60	828 70
Village of Madoc, 5%, 1945.....	853 23	871 84
Village of Madoc, 5%, 1946.....	895 90	917 13
Village of Norwich, 6%, 1937.....	359 40	361 44
Village of Waterdown, 5 1/2%, 1937.....	1,000 00	1,004 87
Calgary Power Company, 5%, 1964.....	25,000 00	24,096 83
Canada Northern Power Company, 5%, 1953.....	10,000 00	9,563 49
Gatineau Power Company, 5%, 1956.....	10,000 00	7,642 55
Gatineau Power Company, 5%, 1956.....	5,000 00	4,755 92
Gatineau Power Company, 5%, 1956.....	10,000 00	9,406 45
Great Lakes Power Company, 4 1/4%, 1956.....	25,000 00	24,875 00
Hydro-Electric Power Company, 3 1/2%, 1952.....	10,000 00	6,591 77
Hydro-Electric Power Company, 6%, 1940.....	6,000 00	6,215 94
McLaren-Quebec Power Company, 5 1/2%, 1964.....	15,000 00	15,586 20
Nova Scotia Light & Power, 5%, 1958.....	10,000 00	10,251 46
Nova Scotia Light & Power, 5%, 1958.....	5,000 00	4,934 06
Nova Scotia Light & Power, 5%, 1958.....	4,000 00	3,474 02
Nova Scotia Light & Power, 5%, 1958.....	1,000 00	872 38
Ottawa Light, Heat & Power, 5%, 1957.....	10,000 00	9,471 57
Quebec Power Company, 5%, 1968.....	10,000 00	9,803 86
Saguenay Power Company, series "A", 4 1/4%, 1966.....	25,000 00	24,875 00
Shawinigan Water & Power, 4%, 1961.....	25,000 00	24,875 00
Shawinigan Water & Power, 4 1/2%, 1967.....	10,000 00	9,851 07
American Telephone & Telegraph, 3 1/4%, 1966.....	10,000 00	10,200 00
Atlantic Sugar Refineries, 4%, 1951.....	15,000 00	14,962 50
British Columbia Telephone Company, 5%, 1960.....	2,000 00	2,105 28
British Columbia Telephone Company, 5%, 1960.....	3,000 00	3,157 91
Canada Bread Co., 6%, 1941.....	1,000 00	1,038 24
Canada Bread Company, 6%, 1941.....	5,000 00	5,199 36
Canada Bread Company, 6%, 1941.....	2,000 00	2,133 23
Canada Bread Company, 6%, 1941.....	1,000 00	1,066 61
Canada Bread Company, 6%, 1941.....	1,000 00	1,061 84
Canadian Cannery, 4%, 1951.....	25,000 00	24,437 50
Canada Cement Company, 4 1/4%, 1951.....	10,000 00	10,000 00
Canadian Northern Pacific Railway, 4%, 1950.....	2,320 00	2,622 45
Dominion Realty Company, 5 1/2%, 1945.....	1,000 00	1,034 29
Dominion Realty Company, 5 1/2%, 1950.....	1,000 00	1,054 82
Dominion Realty Company, 5 1/2%, 1945.....	4,000 00	4,263 32
Dominion Realty Company, 5 1/2%, 1945.....	5,000 00	5,387 13
Dominion Realty Company, 5 1/2%, 1950.....	9,000 00	9,927 62
Hamilton By-Product Coke Ovens, 5%, 1955.....	5,000 00	4,927 16
Hamilton Cottons Company, 5 1/2%, 1948.....	5,000 00	5,000 00
Inter-City Baking Company, 5 1/2%, 1948.....	5,000 00	5,007 40
McCull-Fontenac, Series "A", 6%, 1949.....	10,000 00	9,929 83
Montreal Protestant Central School, 5%, 1943.....	8,000 00	7,994 40
J. R. Moodie Company, 6%, 1948.....	5,000 00	4,983 97
Ottawa Roman Catholic School, 6%, 1962.....	12,000 00	12,485 02
Provincial Paper Company, Ltd., 5 1/2%, 1947.....	10,000 00	10,261 40
Richmond-Bay Building, 6 1/2%, 1947.....	5,000 00	4,908 85
Richmond-Bay Building, 6 1/2%, 1947.....	5,000 00	4,976 36
Richmond-Bay Building, 6 1/2%, 1947.....	7,000 00	7,210 00
Richmond-Bay Building, 6 1/2%, 1947.....	3,000 00	3,090 00
Rolland Paper Company, 4 1/2%, 1951.....	8,000 00	7,960 00

## Bonds and Debentures Owned by the Company (not in default)—Continued

	Par Value	Book Value
Roman Catholic Separate Schools of Toronto, 6%, 1941.....	\$1,000 00	\$1,071 11
St. Luke's Hospital, 6%, 1942.....	2,000 00	2,095 29
St. Luke's Hospital, 6%, 1945.....	10,000 00	10,615 22
Silverwood Dairies, Ltd., 5%, 1947.....	5,000 00	5,000 00
Simpsons, Ltd., 4 1/2%, 1951.....	10,000 00	10,000 00
Simpsons, Ltd., 4 1/2%, 1951.....	5,000 00	5,000 00
Simpsons, Ltd., 4 1/2%, 1951.....	5,000 00	5,000 00
Simpsons, Ltd., 4 1/2%, 1951.....	5,000 00	5,000 00
Timiskaming & Northern Ontario Rly. (Guar. Ont.), 4%, 1953....	35,000 00	36,201 60
Toronto Housing Company (Guar. Toronto), 5%, 1953.....	5,000 00	5,017 32
Wabasso Cotton Company, 4%, 1947.....	5,000 00	4,792 66
Wabasso Cotton Company, 4%, 1948.....	5,000 00	4,692 00
Western Grain Company, 6%, 1949.....	5,000 00	4,966 04
Windsor Gas Company, 5%, 1966.....	10,000 00	9,650 00
Winnipeg Electric Company, 4-5%, 1965.....	5,000 00	4,790 45
Youngstown Sheet & Tube Company, 4%, 1961.....	23,000 00	22,658 97
City of Sault Ste. Marie, 5%, 1941.....	1,400 00	1,369 76
City of Sault Ste. Marie, 5%, 1940.....	1,000 00	982 70
Town of Drumheller, 6%, 1937-49.....	11,576 81	12,192 32
Town of Dryden, 5 1/2%, 1950.....	1,000 00	1,049 50
Town of Glace Bay, 6%, 1950.....	10,000 00	11,000 06
Town of Kerrobert, Sask., 6%, 1950-53.....	11,124 52	11,692 01
Town of The Pas, 6%, 1959.....	12,000 00	13,400 75
Town of Sydney Mines, 6%, 1941.....	2,000 00	2,063 45
Town of Sydney Mines, 5 1/2%, 1944.....	1,000 00	1,000 00
Township of Teck, 6%, 1946-49.....	18,194 02	19,587 20
Township of Teck, 6%, 1939-40.....	4,749 09	4,857 83
Village of Romauld, 5%, 1939.....	5,000 00	5,015 02
North Kildonan School District, 6%, 1962.....	5,000 00	5,414 02
R. M. of East Kildonan, 6%, 1942.....	3,000 00	3,070 37
R. M. of North Kildonan, 6%, 1945.....	5,000 00	5,209 47
Dominion of Canada Conversion Loan, 4 1/2%, 1959.....	15,000 00	15,200 25
Dominion of Canada Conversion Loan, 4 1/2%, 1959.....	5,000 00	4,974 09
Dominion of Canada Conversion Loan, 4 1/2%, 1958.....	11,000 00	10,974 45
Dominion of Canada Conversion Loan, 3%, 1955.....	50,000 00	49,037 86
Dominion of Canada War Loan, 4 1/2%, 1959.....	8,000 00	8,000 00
Canadian National Railway, No. 1, 5%, 1969.....	15,000 00	15,947 23
Canadian National Railway, No. 6, 4 1/2%, 1957.....	10,000 00	11,131 21
Canadian National Railway, No. 7, 5%, 1954.....	25,000 00	28,543 03
Canadian National Railway, No. 8, 5%, 1954.....	25,000 00	28,543 03
Canadian National Railway, No. 9, 4 1/2%, 1957.....	10,000 00	10,932 70
Canadian National Railway, No. 10, 5%, 1969.....	10,000 00	11,371 98
Canadian National Railway, No. 11, 5%, 1969.....	10,000 00	11,371 98
Canadian National Railway, No. 12, 5%, 1969.....	5,000 00	5,685 99
Canadian National Railway, No. 13, 5%, 1954.....	10,000 00	11,467 11
Canadian National Railway, No. 14, 5%, 1954.....	39,000 00	43,874 73
Canadian National Railway, No. 15, 5%, 1954.....	10,000 00	11,215 33
Province of Manitoba, No. 6, 5 1/2%, 1958.....	10,000 00	10,675 40
Province of Manitoba, No. 7, 6%, 1947.....	10,000 00	10,812 51
Province of Manitoba, No. 8, 5 1/2%, 1958.....	6,000 00	6,405 24
Province of Manitoba, No. 10, 5 1/2%, 1955.....	5,000 00	5,318 22
Province of Manitoba, No. 12, 6%, 1947.....	10,000 00	10,859 44
Province of New Brunswick, No. 2, 5 1/2%, 1950.....	7,000 00	6,697 52
Province of New Brunswick, No. 3, 5 1/2%, 1950.....	15,000 00	14,351 77
Province of New Brunswick, No. 5, 5%, 1957.....	6,000 00	5,808 22
Province of New Brunswick, No. 6, 5 1/2%, 1950.....	15,000 00	15,568 54
Province of New Brunswick, No. 7, 4 1/2%, 1961.....	4,000 00	4,260 91
Province of New Brunswick, No. 8, 5 1/2%, 1952.....	3,000 00	3,452 10
Province of New Brunswick, No. 9, 5 1/2%, 1952.....	2,000 00	1,890 36
Province of Nova Scotia, No. 1, 4 1/2%, 1943.....	5,000 00	4,944 55
Province of Ontario, No. 11, 5%, 1948.....	10,000 00	10,102 29
Province of Ontario, No. 13, 4 1/2%, 1949.....	25,000 00	24,341 18
Province of Ontario, No. 14, 4%, 1961.....	1,000 00	991 66
Province of Prince Edward Island, No. 1, 4%, 1938.....	6,000 00	5,880 71
Province of Prince Edward Island, No. 2, 4%, 1939.....	4,000 00	3,907 01
Province of Saskatchewan, 4 1/2%, 1951.....	21,000 00	20,045 21
Province of Saskatchewan, 4 1/2%, 1951.....	22,000 00	21,051 95
Province of Saskatchewan, 4%, 1960.....	47,000 00	41,422 65
Tisdale (Guar. Prov. Ontario), 6%, 1937-43.....	12,167 47	12,386 57
Government of Argentine Nation, 5 1/2%, 1962.....	50,000 00	50,000 00
State of San Paulo, 7%, 1940.....	8,000 00	7,837 87
City of Belleville, 5%, 1941-44.....	5,080 80	5,208 61
City of Belleville, 5%, 1946-50.....	5,000 00	5,204 31
City of Brantford, 5 1/2%, 1956.....	19,000 00	20,432 79
City of Brantford, 4%, 1951.....	2,000 00	1,781 78
City of Brantford, 5%, 1958.....	2,000 00	1,994 45
City of Brantford, 5%, 1946.....	2,000 00	1,983 90
City of Brantford, 5%, 1937.....	1,000 00	996 15
City of Brantford, 5%, 1941.....	1,000 00	982 67
City of Brantford, 5%, 1945.....	1,000 00	982 28
City of Brantford, 6%, 1940.....	1,000 00	1,022 10
City of Charlottetown, 4 1/2%, 1954.....	10,000 00	10,298 61
City of Edmonton, 5 1/2%, 1947.....	10,000 00	10,301 60
City of Edmonton, 5 1/2%, 1952.....	5,000 00	5,198 98
City of Fort William, 6%, 1962.....	10,000 00	10,260 67
City of Galt, 5 1/2%, 1939.....	2,000 00	2,017 70
City of Galt, 5%, 1960.....	5,000 00	5,683 18
City of Hamilton, 5%, 1939.....	10,000 00	9,965 04
City of Hamilton, 5%, 1947.....	2,000 00	2,000 00
City of Hamilton, 5%, 1949.....	1,000 00	1,000 00

## Bonds and Debentures Owned by the Company (not in default)—Continued

	Par Value	Book Value
City of Hamilton, 4 ½%, 1947	\$20,000 00	\$20,850 56
City of Hull, 5 ½%, 1947	20,000 00	21,144 01
City of Kingston, 6%, 1940	37,000 00	36,677 16
City of Kingston, 5%, 1943	1,000 00	1,017 85
City of Kingston, 5%, 1941	2,000 00	1,986 92
City of Kingston, 6%, 1948	1,000 00	1,085 67
City of Kitchener, 5%, 1940	5,000 00	5,034 41
City of Lethbridge, 6%, 1937	475 38	478 77
City of Montreal, 6%, 1941	5,000 00	5,174 14
City of Montreal, 4 ½%, 1943	25,000 00	23,895 77
City of Montreal, 6%, 1941	7,000 00	7,243 72
City of Montreal, 6%, 1944	10,000 00	10,792 00
City of Montreal, 5%, 1954	10,000 00	10,396 84
City of North Bay, 5 ½%, 1939	174 73	174 17
City of North Bay, 5 ½%, 1944	4,000 00	4,104 56
City of Oshawa, 5%, 1937-52	7,800 00	7,608 96
City of Ottawa, 5 ½%, 1946	5,000 00	5,185 15
City of Ottawa, 5 ½%, 1946	2,000 00	2,245 27
City of Owen Sound, 5 ½%, 1945	10,000 00	10,330 28
City of Port Arthur, 5 ½%, 1945	1,064 09	1,035 02
City of Port Arthur, 5 ½%, 1957	2,023 06	1,927 04
City of Port Arthur, 5 ½%, 1958	2,134 33	2,030 62
City of Prince Albert, 4%, 1966	10,577 96	10,577 96
City of St. Catharines, 5%, 1943	1,000 00	1,000 00
City of St. Hyacinthe, 4 ½%, 1951	10,000 00	10,250 93
City of St. John, 6%, 1948	2,000 00	2,228 24
City of St. John, 5%, 1969	1,000 00	1,122 54
City of Summerside, 4 ½%, 1954	15,000 00	15,469 17
City of Sydney, 6%, 1951	14,000 00	15,309 86
City of Sydney, 6%, 1951	7,000 00	7,654 93
City of Sydney, 6%, 1948	3,000 00	3,240 12
City of Sydney, 6%, 1948	4,000 00	4,264 60
City of Sydney, 6%, 1951	6,000 00	6,463 19
City of Toronto, 5 ½%, 1951	1,000 00	1,033 18
City of Toronto, 5 ½%, 1938	2,000 00	2,016 92
City of Toronto, 5 ½%, 1940	2,000 00	2,031 80
City of Victoria, 6%, 1946	25,000 00	25,565 68
City of Welland, 5%, 1951-55	20,740 72	20,701 50
City of Winnipeg, 6%, 1941	15,000 00	15,536 76
City of Woodstock, 5%, 1947	4,000 00	3,873 19
Town of Carleton Place, 5%, 1937-40	14,348 24	14,348 24
Town of Collingwood, 5%, 1937-45	3,236 63	3,183 26
Town of Glace Bay, 5%, 1938	5,000 00	5,028 74
Town of Glace Bay, 5%, 1938	5,000 00	4,930 10
Town of Glace Bay, 6%, 1950	25,000 00	27,363 37
Town of Glace Bay, 5 ½%, 1944	16,000 00	16,416 18
Town of Haileybury, 5%, 1937	371 66	370 77
Town of Haileybury, 6%, 1940-48	14,825 05	15,551 96
Town of Haileybury, 6%, 1937-39	1,249 32	1,249 32
Town of Hanover, 5 ½%, 1939-44	10,566 05	10,664 52
Town of Inverness, 5%, 1950	1,500 00	1,500 00
Town of Kenora, 5%, 1942-46	19,156 40	19,156 40
Town of Lindsay, 6%, 1937-39	5,000 00	5,045 20
Town of New Waterford, 6%, 1943	11,000 00	11,576 70
Town of New Waterford, 5%, 1947	8,000 00	7,933 28
Town of New Waterford, 5 ½%, 1955	8,000 00	8,505 36
Town of Oakville, 5 ½%, 1937-42	5,998 54	6,026 29
Town of Portage la Prairie, 5%, 1948	10,000 00	9,786 22
Town of Portage la Prairie, 5%, 1948	30,000 00	30,000 00
Town of Portage la Prairie, 5%, 1946	9,000 00	9,000 00
Town of Port Hope, 5%, 1937	1,016 26	1,012 12
Town of Port Hope, 5%, 1942	1,000 00	989 26
Town of Renfrew, 5%, 1937-41	1,408 15	1,370 15
Town of Renfrew, 5%, 1937-45	1,526 96	1,493 69
Town of Renfrew, 6 ½%, 1937-48	6,872 54	6,872 54
Town of Renfrew, 5%, 1937-50	3,050 91	2,736 35
Town of Renfrew, 5%, 1937-43	1,286 97	1,209 15
Town of St. Michel, 6%, 1956	15,000 00	16,459 61
Town of Sarnia, 6%, 1937	3,011 24	3,022 64
Town of Shelburne, 4%, 1937-39	962 89	955 95
Town of Smith's Falls, 5 ½%, 1937-42	1,439 52	1,442 53
Town of Smith's Falls, 6%, 1937-39	2,377 78	2,399 93
Town of Strathroy, 6 ½%, 1937-38	2,286 01	2,286 01
Town of Tillsonburg, 5%, 1937-42	2,476 29	2,442 23
Town of Timmins, 5 ½%, 1937-43	20,665 16	20,776 83
Town of Trail, 5 ½%, 1945	10,000 00	10,285 85
Town of Trail, 6%, 1943	17,000 00	17,891 24
Town of Trenton, 5 ½%, 1942-47	5,000 00	4,956 68
Town of Trenton, 5 ½%, 1947	2,000 00	1,970 40
Town of Yorkton, 5%, 1937-41	1,436 37	1,433 40
Village of Brooks, 6%, 1937-38	498 21	498 21
R. M. of East Kildonan, 5%, 1937-60	11,748 60	11,748 60
Village of Forest Hill, 6%, 1940	10,000 00	10,157 24
Village of Forest Hill, 5%, 1937	4,000 00	3,996 10
Village of Forest Hill, 5%, 1950	2,000 00	1,971 11
Hanna School District (No. 2912), 6%, 1937-47	812 06	812 06
Village of Madoc, 5%, 1953-59	10,263 93	10,798 60
Village of Strathcona, 4 ½%, 1937-56	6,791 13	6,717 56
Village of Tompkins, 7 ½%, 1936-38	666 67	680 55
County of Elgin, 5%, 1937-40	2,307 43	2,320 21
County of Frontenac, 5 ½%, 1937	600 00	608 75

Bonds and Debentures Owned by the Company (*not in default*)—Continued

	Par Value	Book Value
County of Frontenac, 5 1/2 %, 1942.....	\$1,000 00	\$1,062 83
Counties of Leeds and Grenville, 5 1/2 %, 1939.....	10,000 00	10,122 38
County of Northumberland, 6 %, 1943.....	10,000 00	10,000 00
County of Ontario, 5 %, 1939-40.....	9,709 42	9,722 08
Township of Teck, 5 1/2 %, 1944-47.....	14,225 87	14,658 80
Township of Teck, 6 %, 1938-43.....	15,846 12	16,257 56
Township of Tisdale, 6 %, 1938-40.....	24,000 00	24,591 09
Township of York, 5 %, 1953.....	5,000 00	5,200 07
British Columbia Power Corporation, 5 1/2 %, 1960.....	10,000 00	9,820 22
British Columbia Power Corporation, 5 1/2 %, 1960.....	25,000 00	26,139 77
Calgary Power Company, 5 %, 1964.....	10,000 00	10,072 61
Calgary Power Company, 5 %, 1964.....	5,000 00	5,036 30
Calgary Power Company, 5 %, 1964.....	10,000 00	10,072 61
Canada Northern Power Corporation, 5 %, 1953.....	15,000 00	14,387 49
Canada Northern Power Corporation, 5 %, 1953.....	5,000 00	5,000 00
Gatineau Power Company, 5 %, 1956.....	25,000 00	23,875 78
Gatineau Power Company, 5 %, 1956.....	25,000 00	24,763 58
International Power Co., 6 %, 1957.....	50,000 00	47,190 75
International Power & Paper Co., of Nfld., 5 %, 1968.....	7,000 00	6,673 20
Lower St. Lawrence Power, 5 %, 1955.....	10,000 00	9,902 98
National Light & Power Company, 6 %, 1949.....	10,000 00	9,921 24
National Light & Power Company, 6 %, 1949.....	15,000 00	14,881 88
Power Corporation of Canada, 4 1/2 %, 1959.....	5,000 00	4,013 95
Power Corporation of Canada, 4 1/2 %, 1959.....	5,000 00	4,013 95
British American Oil Company, 4 %, 1945.....	10,000 00	10,000 00
British American Oil Company, 4 %, 1945.....	5,000 00	4,994 54
Canadian International Paper Company, 6 %, 1949.....	50,000 00	47,828 35
Canadian Vickers, Ltd., 6 %, 1947.....	25,000 00	24,801 75
Dominion Realty Corporation, 5 1/2 %, 1945.....	10,000 00	9,966 48
Donnacona Paper Company, 3-4 1/2 %, 1956.....	50,000 00	49,580 18
Federal Grain, Ltd., 6 %, 1949.....	25,000 00	24,010 69
General Steel Wares, Ltd., 6 %, 1952.....	50,000 00	50,202 66
Howard Smith Paper Mills, 4 1/4 %, 1951.....	50,000 00	50,500 00
Kingston Elevator Company, 6 %, 1950.....	25,000 00	24,214 60
Lord Nelson Hotel Company, 4 %, 1947.....	30,000 00	30,908 06
Metropolitan Corporation of Canada, 6 %, 1947.....	39,000 00	38,384 65
Montreal Apartments, Ltd., 5 1/2 %, 1948.....	50,000 00	49,439 35
Montreal Metropolitan Commission, 4 1/2 %, 1965.....	5,000 00	5,000 00
Montreal Tramways Company, 5 %, 1955.....	25,000 00	24,153 43
McColl-Frontenac Company, 6 %, 1949.....	5,000 00	5,022 41
McColl-Frontenac Company, 6 %, 1949.....	15,000 00	15,067 23
McColl-Frontenac Company, 6 %, 1949.....	10,000 00	10,245 21
McColl-Frontenac Company, 6 %, 1949.....	3,000 00	3,122 71
McColl-Frontenac Company, 6 %, 1949.....	15,000 00	15,647 67
McColl-Frontenac Company, 6 %, 1949.....	7,000 00	7,286 35
Viceroy Manufacturing Company, 6 1/2 %, 1950.....	10,000 00	9,793 56
Winnipeg Electric Co. of Rossland, 4 %, 1965.....	61,000 00	58,443 73
Winnipeg Electric Co. of Rossland, 5 1/2 %, 1947.....	15,000 00	15,299 70
Totals.....	\$3,735,472 31	\$3,766,877 77

Bonds and Debentures Owned by the Company (*in default*)

	Par Value	Book Value	Market Value
Province of Alberta, 5 %, 1959.....	\$12,000 00	\$11,435 25	\$8,640 00
City of Sudbury, 5 %, 1933.....	1,004 41	1,004 41	954 18
City of Windsor, 6 %, 1937.....	15,000 00	15,482 85	9,750 00
City of Niagara Falls, 5 %, 1938.....	3,000 00	2,964 98	2,550 00
City of Niagara Falls, 5 %, 1939.....	3,000 00	2,950 83	2,550 00
City of Niagara Falls, 5 %, 1940.....	3,000 00	2,935 94	2,550 00
City of Niagara Falls, 5 %, 1941.....	3,000 00	2,922 32	2,550 00
City of Niagara Falls, 5 %, 1942.....	3,000 00	2,909 02	2,550 00
City of Niagara Falls, 5 %, 1943.....	3,000 00	2,896 66	2,550 00
City of Niagara Falls, 6 %, 1941.....	5,000 00	5,046 60	4,250 00
Town of Bridgeburg, 5 %, 1957.....	5,000 00	4,966 00	2,500 00
Village of Fort Erie, 5 1/2 %, 1954.....	2,213 85	2,281 81	1,106 92
Village of Fort Erie, 5 1/2 %, 1955.....	2,335 61	2,409 42	1,167 80
Village of Fort Erie, 5 1/2 %, 1956.....	2,464 07	2,543 91	1,232 03
Village of Fort Erie, 5 1/2 %, 1957.....	2,599 59	2,685 90	1,299 79
Township of East York, 5 1/2 %, 1934.....	846 99	846 99	465 84
Township of East York, 5 1/2 %, 1935.....	810 09	810 09	445 55
Township of East York, 5 1/2 %, 1937.....	840 30	844 41	462 16
Township of East York, 5 1/2 %, 1941.....	966 89	982 84	531 78
Township of East York, 5 1/2 %, 1943.....	4,000 00	4,123 60	2,200 00
Township of East York, 5 1/2 %, 1947.....	971 54	1,000 68	534 34
Township of East York, 5 %, 1944.....	4,000 00	4,028 80	2,200 00
Township of East York, 5 %, 1945.....	10,000 00	10,078 00	5,500 00
Township of East York, 5 %, 1946.....	1,000 00	1,008 40	550 00
Township of York, 5 %, 1957.....	3,000 00	3,000 00	2,040 00
Ottawa Valley Power Company, 5 1/2 %, 1970.....	10,000 00	10,460 00	9,000 00
Ottawa Valley Power Company, 5 1/2 %, 1970.....	5,000 00	4,871 50	4,500 00
Ottawa Valley Power Company, 5 1/2 %, 1970.....	5,000 00	4,905 00	4,500 00
Great Lakes Paper Company, 5 %, 1955.....	20,000 00	14,700 00	17,600 00
Great Lakes Paper Company, 5 %, 1955.....	10,000 00	7,350 00	8,800 00
Burns and Company, Series "A", 5 %, 1958.....	5,000 00	4,847 50	4,250 00
Maple Leaf Milling Company, 5 1/2 %, 1949.....	2,000 00	1,990 90	1,640 00
Town of East End, 6 %, 1937.....	747 29	753 66	298 91
Town of Hawkesbury, 6 %, 1939.....	1,000 00	1,028 41	450 00

## Bonds and Debentures Owned by the Company (not in default)—Continued

	Par Value	Book Value	Market Value
Town of Sandwich, 5 1/2 %, 1942.....	\$1,000 00	\$1,020 69	\$280 00
Town of Sandwich, 5 1/2 %, 1943.....	1,000 00	1,022 05	280 00
Town of Watrous, 5 1/2 %, 1958.....	495 66	495 66	272 61
Town of Watrous, 5 1/2 %, 1937-56.....	19,236 05	19,236 05	10,579 84
Town of Watrous, 5 1/2 %, 1957.....	1,337 23	1,337 23	735 47
Township of Calvert, 5 1/2 %, 1944-55.....	7,000 00	7,339 75	4,900 00
Township of Calvert, 5 1/2 %, 1946-52.....	12,000 00	12,665 29	8,400 00
Delisle School District, 5 1/2 %, 1932-41.....	7,509 43	7,618 69	4,505 65
Denzil School District, 6 %, 1933-49.....	9,134 56	9,829 17	4,567 28
East Kildonan School District, 6 %, 1948-56.....	4,500 00	4,871 09	3,150 00
East Kildonan School District, 6 %, 1944-45.....	2,000 00	1,930 77	1,400 00
East Kildonan School District, 6 %, 1951.....	19,000 00	20,517 26	13,300 00
School District, East Kildonan, 5 %, 1965.....	1,390 41	1,390 41	1,042 81
Town of East Kildonan, 5 %, 1937-54.....	2,918 43	2,918 43	2,188 82
Smiley Consolidated School District, 6 %, 1933-50.....	3,775 98	4,076 62	2,265 58
Smiley Consolidated School District, 6 %, 1950.....	9,440 00	10,191 56	5,664 00
Beaver Hills School District, 6 %, 1934-41.....	2,281 35	2,258 74	1,140 67
Norquay School District, 8 %, 1933-47.....	3,500 00	4,003 18	2,100 00
Falher Consolidated School Dist., 6 1/2 %, 1934-45.....	10,860 00	11,433 83	6,516 00
Woodlea R. M., 6 %, 1940-61.....	12,882 18	13,138 50	9,017 52
Town of Watrous, 5 1/2 %, 1959.....	522 92	522 92	287 60
Province of Alberta, 6 %, 1951.....	15,000 00	16,569 77	10,800 00
Province of Alberta, 5 %, 1943.....	5,000 00	4,759 76	3,600 00
Province of Alberta (Guar. Lethbridge Northern Irrigation Dist., 6 %, 1951.....	15,000 00	15,138 77	10,800 00
Province of Alberta, 5 %, 1950.....	10,000 00	10,253 45	7,200 00
Province of Alberta, 6 %, 1947.....	10,000 00	10,819 07	7,300 00
Province of Alberta, 6 %, 1947.....	25,000 00	26,934 49	18,250 00
Province of Alberta, 6 %, 1947.....	10,000 00	10,797 02	7,300 00
Province of Alberta, 6 %, 1947.....	45,000 00	48,428 55	32,850 00
Province of Alberta, 6 %, 1947.....	20,000 00	20,751 42	14,600 00
United States of Brazil, 6 1/2 %, 1957.....	30,000 00	25,494 82	12,075 00
United States of Brazil, 5 %, 1951.....	5,850 00	5,850 00	4,504 50
State of San Paulo, 6 %, 1968.....	25,000 00	21,114 32	6,437 50
Republic of Uruguay, 6 %, 1964.....	10,000 00	9,663 13	6,900 00
Republic of Uruguay, 6 %, 1964.....	15,000 00	14,495 93	10,350 00
City of Windsor, 5 1/2 %, 1944-45.....	14,000 00	14,219 78	9,100 00
City of Windsor, 5 %, 1933-52.....	9,870 31	9,568 26	6,415 70
Town of Bridgeburg, 6 %, 1944-50.....	20,277 68	20,277 68	10,138 84
Town of Bridgeburg, 5 1/2 %, 1938-41.....	10,000 00	10,195 98	5,000 00
Town of Leamington, 5 1/2 %, 1936-39.....	12,000 00	12,089 09	7,800 00
Town of Midland, 4 %, 1938-41.....	11,003 70	11,081 68	5,611 88
Town of Midland, 6 1/2 %, 1934-35.....	2,030 04	2,033 33	1,035 32
Town of Midland, 6 1/2 %, 1934-40.....	6,968 58	6,993 53	3,553 97
Town of Mimico, 6 %, 1940-41.....	4,560 72	4,657 81	3,420 54
Town of Mimico, 6 %, 1940-41.....	3,015 93	3,080 15	2,261 95
Town of St. Lambert, 5 1/2 %, 1952.....	5,000 00	5,192 94	3,000 00
Town of St. Lambert, 5 1/2 %, 1954-62.....	4,000 00	4,172 07	2,400 00
Town of Sandwich, 5 1/2 %, 1932-40.....	16,823 81	17,050 64	4,710 66
Town of Sandwich, 5 1/2 %, 1935-47.....	51,000 00	51,000 00	14,280 00
Town of Sudbury, 5 %, 1933-34.....	2,984 08	2,937 13	2,834 87
Town of Sudbury, 5 %, 1934.....	764 21	756 09	726 00
Town of Sudbury, 5 %, 1946.....	20,000 00	19,846 20	19,000 00
Town of Thorold, 5 %, 1955-58.....	13,840 15	14,025 13	7,612 08
Town of Weston, 6 %, 1947-48.....	10,132 74	10,755 15	7,092 91
Town of Weston, 6 %, 1942-48.....	10,608 88	11,174 07	7,424 81
Village of Blind River, 5 1/2 %, 1942-57.....	12,000 00	12,242 36	6,000 00
Village of Herbert, 5 1/2 %, 1932-41.....	1,501 94	1,466 57	750 97
Village of La Salle, 5 1/2 %, 1943-47.....	10,177 37	10,386 66	1,831 92
Village of St. Vital, 5 1/2 %, 1956.....	8,400 00	8,400 00	2,520 00
Township of East York, 5 1/2 %, 1938.....	25,000 00	25,240 29	13,750 00
Township of East York, 5 1/2 %, 1956-66.....	19,779 01	20,927 69	10,878 45
Township of North York, 5 1/2 %, 1945-57.....	20,035 60	21,136 56	16,028 48
Township of Scarborough, 6 %, 1936-45.....	12,091 72	12,528 13	6,650 44
Township of Scarborough, 5 %, 1936-50.....	17,899 79	17,899 79	9,844 88
Township of Scarborough, 5 %, 1936-45.....	8,045 53	8,045 53	4,425 04
Township of Scarborough, 5 1/2 %, 1936-45.....	12,378 02	12,751 82	6,807 91
Township of York, 6 %, 1945-46.....	32,986 67	32,673 88	22,430 93
Abitibi Power & Paper, 5 %, 1953.....	75,000 00	69,019 34	62,250 00
Abitibi Power & Paper, 5 %, 1953.....	25,000 00	23,892 73	20,750 00
Essex Border Commission, 5 3/4 %, 1950.....	10,000 00	10,368 70	3,800 00
Essex Border Commission, 5 1/2 %, 1947-48.....	25,000 00	25,837 37	9,500 00
Lake St. John Power & Paper, 6 1/2 %, 1947.....	11,000 00	11,000 00	14,410 00
Ottawa Valley Power Company, 5 1/2 %, 1970.....	10,000 00	10,590 89	9,000 00
Ottawa Valley Power Company, 5 1/2 %, 1970.....	15,000 00	15,886 34	13,500 00
Burns & Co., Ltd., 5 %, 1958.....	25,000 00	21,635 59	18,750 00
Burns & Co., Ltd., 5 %, 1958.....	25,000 00	26,830 22	21,250 00
Canada Steamship Lines, 6 %, 1941.....	10,000 00	9,954 95	6,500 00
Detroit International Bridge, 6 1/2 %, 1952.....	25,000 00	22,270 60	2,687 50
Gleneagles Investment Company, 5 %, 1944.....	19,400 00	18,936 19	11,640 00
Great Lakes Paper Company, 5 %, 1955.....	15,000 00	15,000 00	13,275 00
P. T. Legare Company, 6 %, 1947.....	15,000 00	15,000 00	4,500 00
Peel Street Realities, 6 1/2 %, 1950.....	25,000 00	24,439 60	13,750 00
Stock Exchange Building, 6 %, 1944.....	25,000 00	24,557 25	16,000 00
Western Steel Products, 6 %, 1948.....	10,000 00	9,860 55	4,500 00
Windsor Hotel of Sault Ste. Marie, 6 1/2 %, 1950.....	25,000 00	24,777 07	3,750 00
Windsor Hotel of Sault Ste. Marie, 6 1/2 %, 1950.....	25,000 00	24,777 07	3,750 00
Consolidated Paper Corporation, 5 1/2 %, 1961.....	50,000 00	50,000 00	36,500 00
Town of Souris, 5 %, 1937-40.....	2,816 40	2,777 91	2,534 76
Town of Souris, 5 %, 1937-40.....	3,097 82	3,014 17	2,788 04
Town of Walkerville, 4 1/2 %, 1940-43.....	4,404 91	4,101 58	2,863 19
Town of Walkerville, 5 %, 1939.....	10,000 00	9,982 30	6,500 00
Totals.....	\$1,418,330 44	\$1,411,321 48	\$877,817 19

## Stocks Owned by the Company

	Book Value	Market Value
Allied Chemical & Dye Corporation (Common).....	\$3,391 80	\$4,500 00
American Telephone & Telegraph (Cap. Stock).....	17,311 59	18,600 00
Canadian Pacific Railway (Common).....	22,500 00	5,850 00
Donnacona Paper, Class A (Common).....	1 00	31,762 50
Gleneagles Investment, Class A.....	1 00	97 00
Great Lakes Paper (Common).....	450 00	2,400 00
International Petroleum Company (Common).....	38,470 62	34,500 00
Bank of Montreal (Common).....	7,875 00	5,500 00
National Public Service Corporation (Con. Preferred).....	4,837 50	25 00
Pacific Coast Terminals (Ordinary).....	1 00	3,262 50
Shawinigan Water & Power (Common).....	10,000 00	2,850 00
Robt. Simpson Company (6% Cum. Preferred).....	15,675 00	17,700 00
Allied Chemical & Dye Corporation (Common).....	40,055 50	63,000 00
American Can Company (Common).....	56,478 13	59,000 00
American Tobacco B. (Common).....	51,797 29	47,500 00
Anaconda Copper Mining Company (Common).....	21,450 00	21,550 00
Bank of Montreal (Common).....	5,000 00	5,500 00
Bell Telephone Company (Common).....	119,382 75	126,600 00
The Borden Company (Common).....	31,345 93	13,375 00
Brazilian Traction L. & P. (Common).....	92,292 50	49,698 75
British American Oil (Common).....	23,910 00	22,625 00
F. N. Burt Company (Common).....	40,650 75	43,000 00
Canadian Bank of Commerce (Common).....	34,326 00	36,600 00
Consumers Gas Company of Toronto (Common).....	19,028 12	20,400 00
Dominion Bridge (Common).....	25,570 00	27,000 00
Eastman Kodak Company (Common).....	122,275 00	120,400 00
Goodyear Tire & Rubber (5% Cum. Preferred).....	7,900 95	11,200 00
B. Greening Wire Company (7% Preferred).....	2,587 50	2,712 50
Imperial Bank of Canada (Common).....	42,147 50	47,600 00
Imperial Oil Company, Ltd. (Common).....	20,748 12	20,750 00
Imperial Tobacco (Common).....	14,000 00	14,125 00
International Milling Company (5% Cum. Preferred).....	29,535 00	31,050 00
International Petroleum Company (Common).....	34,823 75	34,500 00
Loblaws Groceries Co., Class B (Common).....	20,000 00	21,000 00
Loblaws Groceries Co., Class A (Common).....	39,745 62	45,500 00
Moore Corporation, Class B (Preferred).....	12,000 00	12,500 00
National Dairy Products (Common).....	19,149 70	11,750 00
North American Company (Common).....	90,382 23	91,500 00
Page-Hersey Tubes (Common).....	46,415 00	50,750 00
Provincial Paper Company, Ltd. (7% Preferred).....	10,406 25	10,450 00
Robt. Simpson Company, Ltd. (6% Preferred).....	10,712 50	11,800 00
Steel of Canada (Ordinary).....	60,332 50	70,550 00
Westinghouse Electric & Manufacturing (Common).....	20,468 75	29,500 00
Totals.....	<u>\$1,285,431 85</u>	<u>\$1,300,533 25</u>

## EMPLOYERS' LIABILITY ASSURANCE CORPORATION, LIMITED\*

HEAD OFFICE, LONDON, ENGLAND

Principal Office in Canada, Montreal, Que.

Manager or Chief Executive Officer in Canada.—John Jenkins, Insurance Exchange Bldg., Montreal.

Chief or General Agent in Ontario.—S. G. Reid, Canada Life Bldg., Toronto.

Date of Incorporation.—Oct. 25, 1880. Date commenced business in Canada.—Oct. 25, 1894.

Capital stock paid in cash.....	£384,772	PREMIUMS WRITTEN—CLAIMS INCURRED	
Assets in Canada.....	\$3,073,797	Premiums—Ontario (net).....	\$844,202
Liabilities in Canada.....	1,681,957	Premiums—Canada (net).....	1,728,737
		Claims—Ontario (net).....	358,175
		Claims—Canada (net).....	753,486

## EMPLOYERS' REINSURANCE CORPORATION\*

HEAD OFFICE, KANSAS CITY, MISSOURI

Principal Office in Canada, Toronto, Ont.

Manager or Chief Executive Officer in Canada.—None.

Chief or General Agent in Ontario.—R. Douglas Hill, 340 Confederation Life Bldg., Toronto.

Date of Incorporation.—January 30, 1914. Date commenced business in Canada.—May 9, 1927.

Capital stock paid in cash.....	\$1,500,000	PREMIUMS WRITTEN—CLAIMS INCURRED	
Assets in Canada.....	413,403	Premiums—Ontario (net).....	\$73,954
Liabilities in Canada.....	195,856	Premiums—Canada (net).....	195,081
		Claims—Ontario (net).....	32,172
		Claims—Canada (net).....	146,349

\*See note on page 1.



**ENSIGN INSURANCE COMPANY\***

HEAD OFFICE, TORONTO, ONT.

*Officers.*—President, Alfred F. James, Milwaukee; Vice-President and Manager, R. H. L. Massie, Toronto.

*Directors.*—Robert Camp, Milwaukee; Major Howard Green, Milwaukee; G. M. Kelley, Toronto; Wm. D. Reed, Milwaukee; Alfred F. James, Milwaukee; R. H. L. Massie, Toronto; Jno. B. Kay, V. R. Smith, Dunlop Stewart.

*Date of Incorporation.*—June 4, 1921. *Date commenced business in Canada.*—March 7, 1922.

Capital stock paid in cash.....	\$250,000	PREMIUMS WRITTEN—CLAIMS INCURRED	
Total assets.....	531,619	Premiums—Ontario (net).....	\$33,684
Total liabilities.....	80,183	Premiums—Total business (net)..	64,519
Surplus protection of policyholders.	451,436	Claims—Ontario (net).....	9,524
		Claims—Total business (net)....	21,742

**EQUITABLE FIRE & MARINE INSURANCE COMPANY\***

HEAD OFFICE, PROVIDENCE, RHODE ISLAND

Principal Office in Canada, Montreal, Que.

*Managers or Chief Executive Officers in Canada.*—S. M. Elliott and H. Vallance, Montreal.

*Chief or General Agent in Ontario.*—L. H. Whittemore, 17 Queen St. E., Toronto.

*Date of Incorporation.*—1859. *Date commenced business in Canada.*—April 3, 1913.

Capital stock paid in cash.....	\$1,000,000	PREMIUMS WRITTEN—CLAIMS INCURRED	
Assets in Canada.....	225,982	Premiums—Ontario (net).....	\$18,884
Liabilities in Canada.....	30,678	Premiums—Canada (net).....	39,184
		Claims—Ontario (net).....	3,951
		Claims—Canada (net).....	12,899

**EQUITABLE LIFE INSURANCE COMPANY OF CANADA\***

HEAD OFFICE, WATERLOO, ONT.

*Officers.*—President, J. L. Ralston, K.C.; Vice-Presidents, J. C. Haight, K.C., J. C. Breithaupt, Senator H. W. Laird; Secretary, H. E. Power; General Manager, M. J. Smith.

*Directors.*—Herbert Begg, Toronto; H. G. Bertram, Dundas; Hon. F. C. Biggs, Dundas; A. W. Briggs, K.C., Toronto; J. A. Martin, Kitchener; E. C. Mitchell, London; Hon. Harold Macpherson, St. Johns, Newfoundland; Charles S. Morton, M.D., F.R.C.S., Halifax, N.S.; W. B. Payne, K.C., Red Deer, Alta.; E. K. Rainer, Wellesley, Ont.; J. M. Walton, Aurora, Ont.

*Date of Incorporation.*—Nov. 19, 1920. *Commenced business in Canada.*—Nov. 19, 1920.

Capital stock paid in cash.....	\$327,793	PREMIUMS WRITTEN—CLAIMS INCURRED	
Total assets.....	10,302,438	Premiums—Ontario (net).....	\$786,343
Ontario business in force (gross)...	32,020,571	Premiums—Total business (net)..	1,120,181
Total business in force (gross).....	40,759,347	Death Claims—Ontario (net)....	132,267
		Death Claims—Total business (net)	198,277

**ESSEX AND SUFFOLK EQUITABLE INSURANCE SOCIETY, LIMITED\***

HEAD OFFICE, COLCHESTER, ENGLAND

Principal Office in Canada, Montreal, Que.

*Manager or Chief Executive Officer in Canada.*—Clarence E. Sanders, Montreal.

*Chief or General Agent in Ontario.*—Douglas G. Ross, 26 Adelaide St. W., Toronto.

*Date of Incorporation.*—1906. *Date commenced business in Canada.*—March 11, 1920.

Capital stock paid in cash.....	£56,000	PREMIUMS WRITTEN—CLAIMS INCURRED	
Assets in Canada.....	\$181,490	Premiums—Ontario (net).....	\$19,108
Liabilities in Canada.....	54,349	Premiums—Canada (net).....	58,772
		Claims—Ontario (net).....	7,039
		Claims—Canada (net).....	19,453

**EUREKA-SECURITY FIRE & MARINE INSURANCE COMPANY\***

HEAD OFFICE, CINCINNATI, OHIO

Principal Office in Canada, Toronto, Ont.

*Manager or Chief Executive Officer in Canada.*—Lawson T. Hargreaves, Metropolitan Bldg., Toronto.

*Chief or General Agent in Ontario.*—Lawson T. Hargreaves, Toronto.

*Date of Incorporation.*—April 11, 1856. *Date commenced business in Canada.*—February, 1935.

Capital stock paid in cash.....	\$1,000,000	PREMIUMS WRITTEN—CLAIMS INCURRED	
Assets in Canada.....	105,185	Premiums—Ontario (net).....	\$7,722
Liabilities in Canada.....	6,518	Premiums—Canada (net).....	9,070
		Claims—Ontario (net).....	322
		Claims—Canada (net).....	352

\*See note on page 1.

## EXCELSIOR LIFE INSURANCE COMPANY\*

HEAD OFFICE, TORONTO, ONT.

*Officers.*—President, Alex. Fasken, B.A., K.C., Toronto; 1st Vice-President, J. L. Ross, B.A.; 2nd Vice-President, Geo. R. Warwick; Secretary-Treasurer, C. P. Muckle; General Manager, Major A. C. Galbraith.

*Directors.*—Alex. Fasken, B.A., K.C., Toronto; G. S. Kilbourn; George E. Weir, Dresden, Ont.; H. S. Gooderham, Toronto; George R. Warwick, Toronto; James L. Ross, Toronto; S. F. Duncan, Toronto; Frank E. Maulson, Toronto; Hon. P. F. Casgrain, K.C., Montreal; Albert Matthews, Toronto; R. S. Robertson, K.C.; J. W. Spencer, Victoria, B.C.

*Date of Incorporation.*—August 7, 1889. *Date commenced business in Canada.*—Oct. 15, 1890

Capital stock paid in cash.....	\$150,000	PREMIUMS WRITTEN—CLAIMS INCURRED	
Total assets.....	20,769,061	Premiums—Ontario (net).....	\$1,200,078
Ontario business in force (gross)....	48,916,337	Premiums—Total business (net)...	2,760,647
Total business in force (gross).....	98,229,239	Death Claims—Ontario (net).....	263,861
		Death Claims—Total business (net)	540,640

## EXCESS INSURANCE COMPANY, LIMITED\*

HEAD OFFICE, LONDON, ENGLAND

Principal Office in Canada, Montreal, Que.

*Manager or Chief Executive Officer in Canada.*—J. A. Blondeau, Montreal.

*Chief or General Agent in Ontario.*—Grover Leyland, 312 Metropolitan Bldg., Toronto.

*Date of Incorporation.*—1894. *Date commenced business in Canada.*—May, 1935.

Capital stock paid in cash.....	£500,000	PREMIUMS WRITTEN—CLAIMS INCURRED	
Assets in Canada.....	\$194,993	Premiums—Ontario (net).....	\$19,993
Liabilities in Canada.....	25,099	Premiums—Canada (net).....	43,339
		Claims—Ontario (net).....	2,568
		Claims—Canada (net).....	4,571

## FEDERAL FIRE INSURANCE COMPANY OF CANADA

HEAD OFFICE, 14 TORONTO STREET, TORONTO, ONT.

*Incorporated.*—December 5, 1922. *Date commenced business.*—January 2, 1923.

*Officers.*—President, Col. Hon. H. A. Bruce, M.D.; Vice-President, J. J. Warren; Secretary, W. H. Buscombe; Managing Director, Herbert Begg; Assistant Secretary, John G. Hutchinson; Treasurer, Alan Coatsworth; Assistant Secretary, George A. Gordon.

*Directors (as at date of filing statement).*—Col. Hon. H. A. Bruce, M.D., Herbert Begg, W. R. Begg, H. C. Edgar, Col. K. R. Marshall, C. M. G., D.S.O., F. K. Morrow, Leigh McCarthy, Frank Shannon, E. B. Stockdale, J. J. Warren.

*Auditors.*—Neff Robertson & Company.

## Statement for Year Ending 31st December, 1936

## Capital Stock

	Amount Subscribed for	Amount Paid in Cash
Amount of capital stock authorized, \$1,000,000.		
Number of shares, 10,000. Par value, \$100.		
Capital stock at beginning of year.....	\$500,000 00	\$125,000 00
Capital stock at end of year.....	\$500,000 00	\$125,000 00

## Premium on Capital Stock

Total amount paid as premium on capital stock at beginning of year.....	\$65,471 48
Total amount paid to December 31, 1936.....	\$65,471 48

## Balance Sheet—Assets

Amortized book value of bonds, debentures and debenture stocks owned:		
Not in default.....	\$364,627 73	
In default.....	19,783 30	
Book value of stocks owned.....		\$384,411 03
Cash on hand and in banks:		83,922 43
On hand at Head Office.....	\$15,922 70	
In chartered banks of Canada in Canada.....	16,723 95	
Interest accrued.....		3,443 16
Agents' balances and premiums uncollected, written on or after October 1, 1936...		43,246 03
Amount due from reinsurance companies' received business.....		4,945 56
Excess of market over book value of stocks.....		12,227 57
Total Admitted Assets.....		\$564,842 43

\*See note on page 1.

**Balance Sheet—Liabilities**

	In Canada	Total Liabilities
Total provision for unpaid claims.....	\$4,666 47	\$4,666 47
Total net reserve, \$232,300.75; carried out at 80 % thereof.....	185,840 59	185,840 59
Reserve and unpaid losses under unlicensed reinsurance unsecured.....		589 89
Taxes due and accrued.....		9,514 76
Reinsurance companies' ceded business.....		6,764 96
Return premiums and balances due agents.....		192 30
Total Liabilities (excluding capital stock).....		\$207,568 97
Capital stock paid in cash.....	\$125,000 00	
Surplus in profit and loss account.....	232,273 46	
Excess of assets over liabilities (surplus for protection of policyholders).....		357,273 46
Total Liabilities.....		\$564,842 43

**Profit and Loss Account**

	In Canada	All Business
Net premiums written.....	\$232,277 32	\$232,277 32
Reserve of unearned premiums (80 %):		
At beginning of year.....	\$177,690 19	\$177,690 19
At end of year.....	185,840 59	185,840 59
Increase.....	\$8,150 40	\$8,150 40
Net premiums earned.....	\$224,126 92	\$224,126 92
Net losses and claims incurred.....	\$98,118 88	\$98,118 88
Net adjustment expenses.....	4,289 26	4,289 26
Commissions.....	56,195 87	56,195 87
Taxes (excluding taxes on real estate).....	12,819 40	12,819 40
Salaries, fees and travelling expenses.....	7,456 38	7,456 38
Management fee.....		18,000 00
All other expenses.....		13,545 72
Total claims and expenses.....		\$210,425 51
Underwriting profit.....		\$13,701 41
Other revenue:		
Interest earned:		
Cash and accruals.....	\$17,831 55	
Adjustment by amortization.....	314 97	
Dividends earned.....	\$17,516 58	
Profit on sale of securities.....	3,699 35	
Increase in market value of stocks.....	701 74	
	11,518 13	
		33,435 80
Other expenditure:		
Increase in deficiency of market under book value of securities..	\$10,035 70	
Life insurance premiums.....	1,336 95	
		11,372 65
Net Profit for the Year.....		\$35,764 56

**Surplus for Protection of Policyholders**

Surplus of assets over liabilities (excluding capital stock from liabilities) at beginning of year.....	\$337,039 44
Net profit for the year brought down.....	35,764 56
Dividends declared to shareholders.....	\$372,804 00
	12,500 00
	\$360,304 00
Deduct:	
Increase in unadmitted ledger assets.....	\$2,440 65
Increase in unlicensed reinsurance unsecured.....	589 89
	3,030 54
Surplus of Assets over Liabilities (excluding capital stock from liabilities) at End of Year.....	\$357,273 46

**Summary of Risks—Fire**

	In Ontario	Elsewhere	Total
Gross in force, December 31, 1935.....	\$62,549,771	\$2,206,255	\$64,756,026
Taken in 1936, new and renewed.....	34,974,784	5,604,511	40,579,295
Totals.....	\$97,524,555	\$7,810,766	\$105,335,321
Ceased in 1936.....	33,812,587	2,523,500	36,336,087
Gross in force, December 31, 1936.....	\$63,711,968	\$5,287,266	\$68,999,234
Reinsurance in force, December 31, 1936.....	17,458,196	1,719,318	19,177,514
Net in Force, December 31, 1936.....	\$46,253,772	\$3,567,948	\$49,821,720

Exhibit of Premiums

Class of Insurance	Gross in Force, Dec. 31, 1935		Taken in 1936, Including Renewed		Ceased in 1936		Gross in Force, Dec. 31, 1936		Reinsurance in Force, Dec. 31, 1936		Net in Force, Dec. 31, 1936	
	\$	c.	\$	c.	\$	c.	\$	c.	\$	c.	\$	c.
Fire:												
Ontario.....	516,181	01	283,600	86	288,601	93	511,179	94	136,083	76	375,096	18
Elsewhere.....	24,280	01	67,108	52	30,719	37	60,669	16	20,575	55	40,093	61
Totals.....	540,461	02	350,709	38	319,321	30	571,849	10	156,659	31	415,189	79
Plate Glass:												
Ontario.....	10,534	30	7,834	15	6,074	70	12,293	75	.....	.....	12,293	75
Elsewhere.....	2,212	64	3,319	75	1,533	58	3,998	81	.....	.....	3,998	81
Totals.....	12,746	94	11,153	90	7,608	28	16,292	56	.....	.....	16,292	56
Public Liability:												
Ontario.....	5,023	82	4,544	86	4,140	96	5,427	72	695	65	4,732	07
Elsewhere.....	548	69	88	56	548	69	88	56	27	80	60	76
Totals.....	5,572	51	4,633	42	4,689	65	5,516	28	723	45	4,792	83
Theft:												
Ontario.....	9,921	13	8,742	74	6,759	26	11,904	61	1,019	05	10,885	56
Elsewhere.....	1,629	27	3,766	95	2,379	42	3,016	80	.....	.....	3,016	80
Totals.....	11,550	40	12,509	69	9,138	68	14,921	41	1,019	05	13,902	36
All Business:												
Ontario.....	541,660	26	304,722	61	305,576	85	540,806	02	137,798	46	403,007	56
Elsewhere.....	28,670	61	74,283	78	35,181	06	67,773	33	20,603	35	47,169	98
Totals.....	570,330	87	379,006	39	340,757	91	608,579	35	158,401	81	450,177	54

Schedule "D"

Bonds and Debentures Owned by the Company (not in default)

	Par Value	Book Value
Dominion of Canada 1931 National Service Loan, 5%, 1941.....	\$15,000 00	\$14,861 10
Dominion of Canada 1931 National Service Loan, 4½%, 1959.....	30,000 00	32,366 49
Dominion of Canada 1931 Conversion Loan, 3½%, 1949.....	16,500 00	15,995 91
Dominion of Canada 1931 Conversion Loan, 4½%, 1944.....	1,500 00	1,460 68
Dominion of Canada 1931 Conversion Loan, 4½%, 1959.....	35,000 00	35,531 79
Dominion of Canada, 4½%, 1959.....	52,000 00	49,270 00
Dominion of Canada, 3%, 1955.....	10,000 00	9,875 00
Dominion of Canada, 3%, 1955.....	10,000 00	10,185 00
Canadian National Rlys. (Dom. guar.), 5%, 1969.....	10,000 00	10,000 00
Province of Ontario, 6%, 1941.....	6,000 00	6,489 73
Province of Ontario, 4½%, 1946.....	5,000 00	4,769 50
Province of Ontario, 5%, 1948.....	50,000 00	53,496 65
Province of Ontario, 5%, 1959.....	15,000 00	15,000 00
Province of Ontario, 4½%, 1950.....	10,000 00	9,598 18
Province of Ontario, 5½%, 1947.....	14,000 00	13,480 46
Province of Quebec, 4½%, 1958.....	10,000 00	9,653 00
City of Belleville, 6%, 1942.....	1,000 00	1,064 86
City of Belleville, 6%, 1942.....	4,000 00	4,259 42
City of Brantford, 4½%, 1940.....	5,000 00	4,788 07
City of Galt, 6%, 1938.....	3,000 00	3,152 72
Town of Mimico (County of York guar.), 5%, 1948-50.....	5,000 00	5,000 00
City of Montreal, 5%, 1945.....	10,000 00	10,086 14
City of Niagara Falls, 5%, 1949.....	1,000 00	955 06
City of Niagara Falls, 5½%, 1935-36.....	2,000 00	2,034 38
City of Toronto, 5%, 1937.....	3,000 00	3,015 00
City of Toronto, 5%, 1938.....	5,000 00	4,929 28
City of Toronto, 6%, 1938-40.....	3,000 00	3,199 58
City of Toronto, 5%, 1945.....	1,000 00	1,000 00
City of Toronto, 5%, 1945.....	1,000 00	1,000 00
City of Toronto, 5%, 1949.....	1,000 00	1,000 00
City of Toronto, 5½%, 1941.....	6,000 00	5,917 95
City of Toronto, 5%, 1950.....	20,000 00	21,211 78
Totals.....	\$361,000 00	\$364,627 73

Bonds and Debentures Owned by the Company (in default)

	Par Value	Book Value	Market Value
City of Windsor, 5½%, 1951-52.....	\$25,435 85	\$25,435 85	\$16,533 30
City of Windsor, 4½%, 1960.....	5,000 00	4,383 15	3,250 00
Totals.....	\$30,435 85	\$29,819 00	\$19,783 30

## Schedule "E"

## Stocks Owned by the Company

	Book Value	Market Value
Consumers' Gas Co., Ltd., 100 shs.....	\$18,850 00	\$20,500 00
British American Oil, 200 shs.....	3,300 00	4,500 00
Imperial Oil Co., 400 shs.....	8,100 00	8,400 00
International Petroleum, 500 shs.....	17,437 50	17,500 00
Standard Oil of New Jersey, 300 shs.....	15,000 00	20,700 00
Shawinigan Water & Power Co., 300 shs.....	6,000 00	8,700 00
Bank of Canada, 50 shs.....	2,915 00	2,900 00
Imperial Tobacco Co., Ltd., 500 shs.....	7,044 37	6,875 00
Consolidated Bakeries, 300 shs.....	5,985 00	6,075 00
<b>Totals.....</b>	<b>\$84,631 87</b>	<b>\$96,150 00</b>

## FEDERAL INSURANCE COMPANY\*

HEAD OFFICE, JERSEY CITY, N.J.

Principal Office in Canada, Montreal, Que.

*Manager or Chief Executive Officer in Canada.*—Alfred Powis, Jr., Royal Bank Bldg., Montreal.*Chief or General Agent in Ontario.*—W. S. Tomenson, Hermant Bldg., Toronto.*Date of Incorporation.*—1901. *Date commenced business in Canada.*—June, 1919.

		PREMIUMS WRITTEN—CLAIMS INCURRED	
Capital stock paid in cash.....	\$4,000,000	Premiums—Ontario (net).....	\$41,961
Assets in Canada.....	172,794	Premiums—Canada (net).....	50,046
Liabilities in Canada.....	25,421	Claims—Ontario (net).....	29,389
		Claims—Canada (net).....	29,490

## THE FIDELITY &amp; CASUALTY COMPANY OF NEW YORK\*

HEAD OFFICE, NEW YORK, N.Y.

Principal Office in Canada, Montreal, Que.

*Manager or Chief Executive Officer in Canada.*—W. E. Baldwin, 465 St. John St., Montreal.*Chief or General Agent in Ontario.*—G. S. Percy, Excelsior Life Bldg., Toronto.*Date of Incorporation.*—March 20, 1876. *Date commenced business in Canada.*—May 15, 1905.

		PREMIUMS WRITTEN—CLAIMS INCURRED	
Capital stock paid in cash.....	\$2,250,000	Premiums—Ontario (net).....	\$2,098
Assets in Canada.....	289,629	Premiums—Canada (net).....	6,953
Liabilities in Canada.....	14,496	Claims—Ontario (net).....	2,098
		Claims—Canada (net).....	Cr. 11,644

## FIDELITY INSURANCE COMPANY OF CANADA\*

HEAD OFFICE, TORONTO, ONT.

*Officers.*—President and Manager, Col. A. E. Kirkpatrick, Toronto; Vice-President, Sidney W. Band, Toronto; Secretary, L. M. Watson, Toronto.*Directors.*—S. W. Band, Brig.-Gen. Chas. H. Mitchell, Toronto; Gerard B. Strathy, Toronto; Lt.-Col. E. G. Hanson, Montreal; Chas. L. Phillips, Baltimore; Alfred C. Bethune, Ottawa; Alfred Savard, K.C., Quebec; G. Porter Houston, Baltimore; L. B. Campbell; Cecil Bethune, Ottawa; Col. A. E. Kirkpatrick, Toronto; R. H. Bland, E. A. Davis, Baltimore; F. D. Knowles, Montreal; Jos. F. Natthai, Baltimore; J. Allan Ross, Toronto.*Date of Incorporation.*—Dec. 11, 1921. *Date commenced business in Canada.*—April 1, 1922.

		PREMIUMS WRITTEN—CLAIMS INCURRED	
Capital stock paid in cash.....	\$250,000	Premiums—Ontario (net).....	\$119,556
Total assets.....	467,348	Premiums—Canada (net).....	188,277
Total liabilities.....	183,592	Claims—Ontario (net).....	42,427
Surplus protection of policyholders.....	283,756	Claims—Total business (net)....	96,189

## FIDELITY-PHENIX FIRE INSURANCE COMPANY OF NEW YORK\*

HEAD OFFICE, NEW YORK, N.Y.

Principal Office in Canada, Montreal, Que.

*Manager or Chief Executive Officer in Canada.*—W. E. Baldwin, Montreal.*Chief or General Agent in Ontario.*—G. S. Percy, 36 Toronto St., Toronto.*Date of Incorporation.*—March 1, 1910. *Date commenced business in Canada.*—March 1, 1910.

		PREMIUMS WRITTEN—CLAIMS INCURRED	
Capital stock paid in cash.....	\$3,750,000	Premiums—Ontario (net).....	\$116,895
Assets in Canada.....	760,743	Premiums—Canada (net).....	351,712
Liabilities in Canada.....	252,778	Claims—Ontario (net).....	34,106
		Claims—Canada (net).....	122,095

\*See note on page 1.

**FIRE ASSOCIATION OF PHILADELPHIA\***

HEAD OFFICE, PHILADELPHIA, PA.

Principal Office in Canada, Toronto, Ont.

*Manager or Chief Executive Officer in Canada.*—Wm. Thompson, Metropolitan Bldg., Toronto.*Chief or General Agent in Ontario.*—Wm. Thompson, Metropolitan Bldg., Toronto.*Date of Incorporation.*—March 10, 1820. *Date commenced business in Canada.*—March 10, 1918.

Capital stock paid in cash.....	\$2,000,000	PREMIUMS WRITTEN—CLAIMS INCURRED	
Assets in Canada.....	403,099	Premiums—Ontario (net).....	\$84,748
Liabilities in Canada.....	113,101	Premiums—Canada (net).....	148,302
		Claims—Ontario (net).....	26,954
		Claims—Canada (net).....	56,878

**THE FIRE INSURANCE COMPANY OF CANADA\***

HEAD OFFICE, MONTREAL, QUE.

*Officers.*—President, Hon. Sen. R. Dandurand, K.C., P.C., Montreal; Vice-President and Manager, J. A. Blondeau, Montreal; Secretary, H. Clement.*Directors.*—Hon. C. P. Beaubien, Montreal; S. Godin, Jr., Montreal; Hon. Sen. R. Lemieux, K.C., P.C., Montreal; Hon. Sen. Donat Raymond, Montreal; Hon. Sen. R. Dandurand, K.C., P.C., Montreal; J. A. Blondeau, Montreal; Ernest R. Decary; H. H. Bradburn, Winnipeg; Hon. Raoul C. Grothe, Montreal.*Chief or General Agent in Ontario.*—Grover D. Leyland, Metropolitan Bldg., Toronto.*Date of Incorporation.*—May 18, 1916. *Date commenced business in Canada.*—Oct. 28, 1918.

Capital stock paid in cash.....	\$500,000	PREMIUMS WRITTEN—CLAIMS INCURRED	
Total assets.....	1,528,741	Premiums—Ontario (net).....	\$177,584
Total liabilities.....	633,142	Premiums—Total business (net).....	280,232
Surplus protection of policyholders.....	895,599	Claims—Ontario (net).....	78,868
		Claims—Total business (net).....	116,582

**FIREMAN'S FUND INSURANCE COMPANY\***

HEAD OFFICE, SAN FRANCISCO, CAL.

Principal Office in Canada, Toronto, Ont.

*Manager or Chief Executive Officer in Canada.*—W. Rae Blight, 22 Toronto St., Toronto.*Chief or General Agent in Ontario.*—W. Rae Blight, 22 Toronto St., Toronto.*Date of Incorporation.*—May 6, 1863. *Date commenced business in Canada.*—Nov. 30, 1912.

Capital stock paid in cash.....	\$7,500,000	PREMIUMS WRITTEN—CLAIMS INCURRED	
Assets in Canada.....	420,554	Premiums—Ontario (net).....	\$69,159
Liabilities in Canada.....	223,928	Premiums—Canada (net).....	311,952
		Claims—Ontario (net).....	24,913
		Claims—Canada (net).....	171,581

**FIREMEN'S INSURANCE COMPANY OF NEWARK, N.J.\***

HEAD OFFICE, NEWARK, N.J.

Principal Office in Canada, Toronto, Ont.

*Manager or Chief Executive Officer in Canada.*—R. H. L. Massie, Toronto.*Chief or General Agent in Ontario.*—R. H. L. Massie, 465 Bay St., Toronto.*Date of Incorporation.*—December 3, 1855. *Date commenced business in Canada.*—April, 1910.

Capital stock paid in cash.....	\$9,397,690	PREMIUMS WRITTEN—CLAIMS INCURRED	
Assets in Canada.....	415,294	Premiums—Ontario (net).....	\$39,453
Liabilities in Canada.....	151,144	Premiums—Canada (net).....	155,383
		Claims—Ontario (net).....	13,212
		Claims—Canada (net).....	53,066

**FIRST AMERICAN FIRE INSURANCE COMPANY\***

HEAD OFFICE, NEW YORK, N.Y.

Principal Office in Canada, Montreal, Que.

*Manager or Chief Executive Officer in Canada.*—Wm. E. Baldwin, 465 St. John St., Montreal.*Chief or General Agent in Ontario.*—Gilbert Sanderson Peary, 37 Toronto St., Toronto.*Date of Incorporation.*—July 25, 1925. *Date commenced business in Canada.*—April 12, 1926.

Capital stock paid in cash.....	\$1,000,000	PREMIUMS WRITTEN—CLAIMS INCURRED	
Assets in Canada.....	237,243	Premiums—Ontario (net).....	\$12,650
Liabilities in Canada.....	36,442	Premiums—Canada (net).....	75,915
		Claims—Ontario (net).....	8,268
		Claims—Canada (net).....	34,551

\*See note on page 1.

**FIRST NATIONAL INSURANCE COMPANY OF AMERICA\***

HEAD OFFICE, SEATTLE, WASH.

Principal Office in Canada, Vancouver, B.C.

*Manager or Chief Executive Officer in Canada.*—E. L. Morley, Standard Bank Bldg., Vancouver.*Chief or General Agent in Ontario.*—C. E. Price, 34 Toronto St., Toronto.*Date of Incorporation.*—1928. *Date commenced business in Canada.*—April 11, 1930.

Capital stock paid in cash.....	\$250,000	PREMIUMS WRITTEN—CLAIMS INCURRED	
Assets in Canada.....	126,190	Premiums—Ontario (net).....	Nil
Liabilities in Canada.....	Nil	Premiums—Canada (net).....	Nil
		Claims—Ontario (net).....	Nil
		Claims—Canada (net).....	Nil

**FONCIERE FIRE INSURANCE COMPANY OF PARIS, FRANCE\****(La Fonciere Compagnie d'Assurances Mobiliers et Immobiliers a Primes Fixes)*

HEAD OFFICE, PARIS, FRANCE

Principal Office in Canada, Montreal, Que.

*Manager or Chief Executive Officer in Canada.*—P. J. Perrin, Montreal.*Chief or General Agent in Ontario.*—W. H. Hedges & Son, Metropolitan Bldg., Toronto.*Date of Organization.*—May 23, 1877. *Date commenced business in Canada.*—April 7, 1926.

Capital stock paid in cash....	Frcs. 15,000,000	PREMIUMS WRITTEN—CLAIMS INCURRED	
Assets in Canada.....	\$338,418	Premiums—Ontario (net).....	\$32,465
Liabilities in Canada.....	164,983	Premiums—Canada (net).....	222,183
		Claims—Ontario (net).....	8,877
		Claims—Canada (net).....	73,183

**FONCIERE TRANSPORT AND ACCIDENT INSURANCE COMPANY\***

HEAD OFFICE, PARIS, FRANCE

Principal Office in Canada, Montreal, Que.

*Manager or Chief Executive Officer in Canada.*—P. J. Perrin, Montreal.*Chief or General Agent in Ontario.*—W. H. Hedges & Son, Metropolitan Bldg., Toronto.*Date of Incorporation.*—1879. *Date commenced business in Canada.*—January 1, 1934.

Capital stock paid in cash....	Frcs. 18,750,000	PREMIUMS WRITTEN—CLAIMS INCURRED	
Assets in Canada.....	\$603,544	Premiums—Ontario (net).....	\$126,837
Liabilities in Canada.....	453,520	Premiums—Canada (net).....	562,436
		Claims—Ontario (net).....	90,935
		Claims—Canada (net).....	446,653

**THE FRANKLIN FIRE INSURANCE COMPANY OF PHILADELPHIA\***

HEAD OFFICE, PHILADELPHIA, PA.

Principal Office in Canada, Montreal, Que.

*Manager or Chief Executive Officer in Canada.*—Fred. W. Evans, Montreal.*Chief or General Agent in Ontario.*—A. M. M. Kirkpatrick, 15 Toronto St., Toronto.*Date of Incorporation.*—1829. *Date commenced business in Canada.*—February 27, 1922.

Capital stock paid in cash.....	\$3,000,000	PREMIUMS WRITTEN—CLAIMS INCURRED	
Assets in Canada.....	212,523	†Premiums—Ontario (net).....	\$29,487
†Liabilities in Canada.....	Nil	†Premiums—Canada (net).....	Nil
		†Claims—Ontario (net).....	29,797
		†Claims—Canada (net).....	Nil

**GENERAL ACCIDENT ASSURANCE COMPANY OF CANADA\***

HEAD OFFICE, TORONTO, ONT.

*Officers.*—President, Col. J. F. Michie, Toronto; 1st Vice-President, R. S. Waldie, Toronto; 2nd Vice-President, J. A. Northway, Toronto; Managing Directors, Thos. H. Hall and G. J. Malcolm, Toronto.*Directors.*—S. Norrie-Miller, F. Norrie-Miller, J.P., Perth, Scotland; J. A. Macintosh, K.C., Toronto; P. Richardson, Philadelphia, Pa.; J. A. Northway, Toronto; Col. J. F. Michie, Toronto; R. S. Waldie, Toronto; Thos. H. Hall, Toronto.*Date of Incorporation.*—July 13, 1906. *Date commenced business in Canada.*—Sept. 4, 1906.

Capital stock paid in cash.....	\$135,000	PREMIUMS WRITTEN—CLAIMS INCURRED	
Total assets.....	2,464,187	Premiums—Ontario (net).....	\$636,029
Total liabilities.....	1,085,976	Premiums—Total business (net)..	1,035,709
Surplus protection of policyholders.	1,378,211	Claims—Ontario (net).....	343,366
		Claims—Total business (net)....	516,308

\*See note on page 1.

†All business in Canada fully reinsured with the Home Insurance Company.

**GENERAL ACCIDENT, FIRE AND LIFE ASSURANCE CORPORATION, LIMITED\***

HEAD OFFICE, PERTH, SCOTLAND

Principal Office in Canada, Toronto, Ont.

*Manager or Chief Executive Officer in Canada.*—Thomas H. Hall, Toronto.*Chief or General Agent in Ontario.*—Thomas H. Hall, 357 Bay St., Toronto.*Date of Incorporation.*—Feb. 23, 1891. *Date commenced business in Canada.*—July 13, 1908.

Capital stock paid in cash.....	\$3,750,000	PREMIUMS WRITTEN—CLAIMS INCURRED	
Assets in Canada.....	1,255,857	Premiums—Ontario (net).....	\$247,724
Liabilities in Canada.....	571,802	Premiums—Canada (net).....	522,732
		Claims—Ontario (net).....	130,668
		Claims—Canada (net).....	240,995

**GENERAL CASUALTY COMPANY OF AMERICA\***

HEAD OFFICE, SEATTLE, WASH.

Principal Office in Canada, Vancouver, B.C.

*Manager or Chief Executive Officer in Canada.*—E. L. Morley, Standard Bank Bldg., Vancouver.*Chief or General Agent in Ontario.*—C. E. Price, 34 Toronto St., Toronto.*Date of Incorporation.*—1925. *Date commenced business in Canada.*—January 29, 1929.

Capital stock paid in cash.....	\$550,000	PREMIUMS WRITTEN—CLAIMS INCURRED	
Assets in Canada.....	215,216	Premiums—Ontario (net).....	\$10,972
Liabilities in Canada.....	98,930	Premiums—Canada (net).....	105,225
		Claims—Ontario (net).....	24,734
		Claims—Canada (net).....	114,536

**THE GENERAL CASUALTY INSURANCE COMPANY OF PARIS\****(Compagnie d'Assurances Generales Accidents: Vol-Maritimes, Risques, Divers-Reassurances)*

HEAD OFFICE, PARIS, FRANCE

Principal Office in Canada, Montreal, Que.

*Manager or Chief Executive Officer in Canada.*—A. Samoisette, Montreal.*Chief or General Agent in Ontario.*—E. A. Wilburn, 45 Richmond St. W., Toronto.*Date of Incorporation.*—1912. *Date commenced business in Canada.*—June 20, 1926.

Capital stock paid in cash.... Frcs.	24,000,000	PREMIUMS WRITTEN—CLAIMS INCURRED	
Assets in Canada.....	\$496,728	Premiums—Ontario (net).....	\$100,525
Liabilities in Canada.....	231,602	Premiums—Canada (net).....	362,725
		Claims—Ontario (net).....	62,983
		Claims—Canada (net).....	264,599

**GENERAL EXCHANGE INSURANCE CORPORATION\***

HEAD OFFICE, NEW YORK, N.Y.

Principal Office in Canada, Toronto, Ont.

*Manager or Chief Executive Officer in Canada.*—William Sheppard, 68-70 Richmond St. East, Toronto 2.*Chief or General Agent in Ontario.*—William Sheppard, 68-70 Richmond St. East, Toronto 2.*Date of Incorporation.*—July 6, 1925. *Date commenced business in Canada.*—April 1, 1926.

Capital stock paid in cash.....	\$4,000,000	PREMIUMS WRITTEN—CLAIMS INCURRED	
Assets in Canada.....	762,682	Premiums—Ontario (net).....	\$301,282
Liabilities in Canada.....	383,809	Premiums—Canada (net).....	641,970
		Claims—Ontario (net).....	157,317
		Claims—Canada (net).....	357,103

**THE GENERAL FIRE INSURANCE COMPANY OF PARIS, FRANCE\****(Compagnie d'Assurances Generales l'Incendie)*

HEAD OFFICE, PARIS, FRANCE

Principal Office in Canada, Montreal, Que.

*Manager or Chief Executive Officer in Canada.*—A. Samoisette, 276 St. James St., Montreal.*Chief or General Agent in Ontario.*—Reed, Shaw & McNaught, 64 Wellington St. W., Toronto.*Date of Incorporation.*—1819. *Date commenced business in Canada.*—July 20, 1912.

Capital stock paid in cash.... Frcs.	40,000,000	PREMIUMS WRITTEN—CLAIMS INCURRED	
Assets in Canada.....	\$237,264	Premiums—Ontario (net).....	\$24,683
Liabilities in Canada.....	125,139	Premiums—Canada (net).....	130,107
		Claims—Ontario (net).....	8,755
		Claims—Canada (net).....	51,556

\*See note on page 1.



**GENERAL INSURANCE COMPANY OF AMERICA\***

HEAD OFFICE, SEATTLE, STATE OF WASHINGTON

Principal Office in Canada, Vancouver, B.C.

*Manager or Chief Executive Officer in Canada.*—E. L. Morley, Standard Bank Bldg., Vancouver.*Chief or General Agent in Ontario.*—C. E. Price, 34 Toronto St., Toronto.*Date of Incorporation.*—February 28, 1923. *Date commenced business in Canada.*—Dec., 1926.

Capital stock paid in cash.....	\$1,000,000	PREMIUMS WRITTEN—CLAIMS INCURRED	
Assets in Canada.....	582,444	Premiums—Ontario (net).....	\$10,659
Liabilities in Canada.....	264,190	Premiums—Canada (net).....	381,305
		Claims—Ontario (net).....	35,105
		Claims—Canada (net).....	181,011

**GIRARD FIRE AND MARINE INSURANCE COMPANY\***

HEAD OFFICE, PHILADELPHIA, PA.

Principal Office in Canada, Toronto, Ont.

*Manager or Chief Executive Officer in Canada.*—R. H. L. Massie, Toronto.*Chief or General Agent in Ontario.*—R. H. L. Massie, 465 Bay St., Toronto.*Date of Incorporation.*—1853. *Date commenced business in Canada.*—April 30, 1917.

Capital stock paid in cash.....	\$1,000,000	PREMIUMS WRITTEN—CLAIMS INCURRED	
Assets in Canada.....	120,079	Premiums—Ontario (net).....	\$15,510
Liabilities in Canada.....	23,762	Premiums—Canada (net).....	30,016
		Claims—Ontario (net).....	6,366
		Claims—Canada (net).....	11,501

**GLENS FALLS INSURANCE COMPANY\***

HEAD OFFICE, GLENS FALLS, N.Y.

Principal Office in Canada, Toronto Ont.

*Manager or Chief Executive Officer in Canada.*—Geo. B. Kenney, Toronto.*Chief or General Agent in Ontario.*—Geo. B. Kenney, 36 Toronto St., Toronto.*Date of Organization.*—1850. *Date commenced business in Canada.*—November 28, 1913.

Capital stock paid in cash.....	\$2,500,000	PREMIUMS WRITTEN—CLAIMS INCURRED	
Assets in Canada.....	411,848	Premiums—Ontario (net).....	\$234,918
Liabilities in Canada.....	347,247	Premiums—Canada (net).....	516,223
		Claims—Ontario (net).....	117,919
		Claims—Canada (net).....	262,083

**THE GLOBE INDEMNITY COMPANY OF CANADA\***

HEAD OFFICE, MONTREAL, QUE.

*Officers.*—President, R. Forster Smith, Montreal; Vice-President, P. M. May, Montreal; Secretary, H. Churchill Smith, Montreal.*Directors.*—J. Theo LeClerc, Montreal; Frederick Edmund Meredith, Montreal; J. D. Simpson, Liverpool, Eng.; Hon. L. A. Taschereau, Quebec; Lt.-Col. H. Molson, LL.D., B.A.Sc. C.M.G., Montreal; P. M. May, Montreal; H. B. Purvis, Montreal; F. J. Williams, Liverpool, Eng.; R. Forster Smith, Montreal.*Chief or General Agent in Ontario.*—F. S. McDermott, 701 Metropolitan Bldg., Toronto.*Date of Incorporation.*—July 23, 1894. *Date commenced business in Canada.*—August 27, 1895.

Capital stock paid in cash.....	\$200,000	PREMIUMS WRITTEN—CLAIMS INCURRED	
Total assets.....	1,111,082	Premiums—Ontario (net).....	\$233,588
Total liabilities.....	624,718	Premiums—Total business (net)...	648,283
Surplus protection of policyholders.	486,364	Claims—Ontario (net).....	112,325
		Claims—Total business (net)....	331,997

**GRAIN INSURANCE AND GUARANTEE COMPANY\***

HEAD OFFICE, WINNIPEG, MAN.

*Officers.*—President, C. G. Spencer, Winnipeg; Vice-President, W. H. McWilliams, Winnipeg; General Manager, E. S. Craig, Winnipeg; Assistant General Manager, H. A. Roberts, Winnipeg.*Chief Agent in Ontario.*—J. Proctor, 100 Adelaide St. West, Toronto.*Directors.*—W. A. Anderson, H. E. Sellers, A. C. Reid, N. L. Leach, W. H. McWilliams, M. A. Smith, C. G. Spencer, C. E. Hayles, J. M. Gilchrist, W. A. Murphy, R. H. Moore, J. B. Richardson, W. McG. Rait, V. W. Tryon, G. W. P. Heffelfinger, all of Grain Exchange Bldg., Winnipeg.*Date of Incorporation.*—Aug., 1920. *Date commenced business in Canada.*—Aug. 13, 1920.

Capital stock paid in cash.....	\$1,482,170	PREMIUMS WRITTEN—CLAIMS INCURRED	
Assets in Canada.....	2,577,247	Premiums—Ontario (net).....	Nil
Liabilities in Canada.....	622,806	Premiums—Canada (net).....	568,487
Surplus protection of policyholders.	1,954,442	Claims—Ontario (net).....	Nil
		Claims—Canada (net).....	146,767

\*See note on page 1.

**GRANITE STATE FIRE INSURANCE COMPANY\***

HEAD OFFICE, PORTSMOUTH, N.H.

Principal Office in Canada, Montreal, Que.

*Manager or Chief Executive Officer in Canada.*—R. deGrandpré, 276 St. James St. W., Montreal.  
*Chief or General Agent in Ontario.*—A. M. Young, 73 Richmond St. W., Toronto.  
*Date of Incorporation.*—1885. *Date commenced business in Canada.*—1929.

		PREMIUMS WRITTEN—CLAIMS INCURRED	
Capital stock paid in cash.....	\$1,000,000	Premiums—Ontario (net).....	\$6,142
Assets in Canada.....	108,001	Premiums—Canada (net).....	32,402
Liabilities in Canada.....	34,687	Claims—Ontario (net).....	3,021
		Claims—Canada (net).....	21,850

**GREAT AMERICAN INDEMNITY COMPANY\***

HEAD OFFICE, NEW YORK, N.Y.

Principal Office in Canada, Montreal, Que.

*Manager or Chief Executive Officer in Canada.*—A. McBride, 465 St. John St., Montreal.  
*Chief or General Agent in Ontario.*—J. H. Harvey, Metropolitan Bldg., Toronto.  
*Date of Incorporation.*—April, 1926. *Date commenced business in Canada.*—Nov. 15, 1931.

		PREMIUMS WRITTEN—CLAIMS INCURRED	
Capital stock paid in cash.....	\$1,000,000	Premiums—Ontario (net).....	\$7,957
Assets in Canada.....	170,515	Premiums—Canada (net).....	53,632
Liabilities in Canada.....	52,549	Claims—Ontario (net).....	9,116
		Claims—Canada (net).....	37,401

**GREAT AMERICAN INSURANCE COMPANY\***

HEAD OFFICE, NEW YORK, N.Y.

Principal Office in Canada, Montreal, Que.

*Manager or Chief Executive Officer in Canada.*—Adam McBride, 465 St. John St., Montreal.  
*Chief or General Agent in Ontario.*—J. H. Harvey, Metropolitan Bldg., Toronto.  
*Date of Incorporation.*—March 6, 1872. *Date commenced business in Canada.*—Dec. 7, 1904.

		PREMIUMS WRITTEN—CLAIMS INCURRED	
Capital stock paid in cash.....	\$8,150,000	Premiums—Ontario (net).....	\$114,835
Assets in Canada.....	1,165,381	Premiums—Canada (net).....	523,930
Liabilities in Canada.....	375,959	Claims—Ontario (net).....	46,336
		Claims—Canada (net).....	246,105

**THE GREAT WEST LIFE ASSURANCE COMPANY\***

HEAD OFFICE, WINNIPEG, MAN.

*Officers.*—President, Geo. W. Allan, K.C., Winnipeg; Vice-Presidents, M. F. Christie, Winnipeg; R. T. Riley, Winnipeg; General Manager, C. C. Ferguson, Winnipeg.

*Directors.*—G. W. Allan, K.C., Winnipeg; M. F. Christie, Winnipeg; Hon. T. A. Crerar, N. J. Breen, Winnipeg; W. P. Riley, Winnipeg; Hugh F. Osler, Winnipeg; J. A. Richardson, Winnipeg; W. H. McWilliams, Winnipeg; R. T. Riley, Winnipeg; S. L. Cork, Winnipeg; F. E. Halls, Winnipeg; H. E. Sellers, Winnipeg.

*Chief or General Agent in Ontario.*—T. Milton Taylor, 36 Toronto St., Toronto.

*Date of Incorporation.*—Aug. 28, 1891. *Date commenced business in Canada.*—Aug. 18, 1892.

		PREMIUMS WRITTEN—CLAIMS INCURRED	
Capital stock paid in cash.....	\$1,000,000	Premiums—Ontario (net).....	\$4,107,012
Total assets.....	150,005,674	Premiums—Total business (net).....	16,985,015
Ontario business in force (gross).....	132,733,729	Death Claims—Ontario (net).....	761,570
Total business in force (gross).....	556,210,648	Death Claims—Total business (net).....	3,566,707

**THE GUARANTEE COMPANY OF NORTH AMERICA\***

HEAD OFFICE, MONTREAL, QUE.

*Officers.*—President and Managing Director, Henry E. Rawlings, Montreal; Vice-President, Sir Charles Gordon, G.B.E., Montreal.

*Directors.*—Frank Scott, Montreal; Philip Stockton, Boston; Henry Tatnal, Philadelphia; Geo. W. Allan, Winnipeg; Henry E. Rawlings, Montreal; Sir Charles Gordon, Montreal; Hon. Thos. Ahearn, P.C., Montreal; W. S. Chadwick; George H. Reaney, New York.

*Manager or Chief Executive Officer in Canada.*—H. E. Rawlings, 1111 Beaver Hall Hill, Montreal.

*Date of Incorporation.*—August 2, 1851. *Date commenced business in Canada.*—April, 1872.

		PREMIUMS WRITTEN—CLAIMS INCURRED	
Capital stock paid in cash.....	\$304,600	Premiums—Ontario (net).....	\$52,233
Total assets.....	4,470,585	Premiums—Total business (net).....	456,522
Total liabilities.....	1,556,729	Claims—Total Ontario (net).....	3,762
Surplus protection of policyholders.....	2,913,856	Claims—Total business (net).....	48,030

\*See note on page 1.

**GUARDIAN ASSURANCE COMPANY, LIMITED, OF LONDON, ENGLAND\***

HEAD OFFICE, LONDON, ENGLAND

Principal Office in Canada, Montreal, Que.

Manager or Chief Executive Officer in Canada.—J. V. Owen, Montreal.

Chief or General Agent in Ontario.—H. N. DeWitt, 36 Toronto St., Toronto.

Date of Organization.—Dec. 17, 1821. Date commenced business in Canada.—May 1, 1869.

Capital stock paid in cash.....	£1,024,578	PREMIUMS WRITTEN—CLAIMS INCURRED	
Assets in Canada.....	\$1,869,860	Premiums—Ontario (net).....	\$214,752
Liabilities in Canada.....	576,348	Premiums—Canada (net).....	671,611
		Claims—Ontario (net).....	86,785
		Claims—Canada (net).....	265,969

**THE GUARDIAN INSURANCE COMPANY OF CANADA\***

HEAD OFFICE, MONTREAL, QUE.

Officers.—President, D. Forbes Angus, Montreal; Vice-President, Zepherin Herbert, Montreal.

Directors.—Geo. W. Reynolds, London, England; Col. L. H. Hanbury, London, England;

A. G. Sweet, London, England; W. H. Clark Kennedy, D.S.O.; D. Forbes Angus, Montreal;

Zepherin Herbert, Montreal; Lionel O. P. Walsh, Montreal; J. V. Owen, Montreal; Archie E. Baillie, Montreal.

Chief or General Agent in Ontario.—H. N. DeWitt, 36 Toronto St., Toronto.

Date of Incorporation.—April 4, 1911. Date commenced business in Canada.—Nov. 17, 1911.

Capital stock paid in cash.....	\$375,000	PREMIUMS WRITTEN—CLAIMS INCURRED	
Total assets.....	2,090,562	Premiums—Ontario (net).....	\$168,845
Total liabilities.....	1,247,712	Premiums—Total business (net)..	747,124
Surplus protection of policyholders.	842,850	Claims—Ontario (net).....	84,040
		Claims—Total business (net)....	331,841

**THE GUILDHALL INSURANCE COMPANY, LIMITED\***

HEAD OFFICE, LONDON, ENGLAND

Principal Office in Canada, Montreal, Que.

Manager or Chief Executive Officer in Canada.—G. J. R. Coyle, 469 St. John St., Montreal.

Chief or General Agent in Ontario.—Mitchell & Ryerson, 90 Adelaide St. East, Toronto.

Date of Organization.—January, 1920. Date commenced business in Canada.—October 21, 1921.

Capital stock paid in cash.....	\$607,505	PREMIUMS WRITTEN—CLAIMS INCURRED	
Total assets.....	498,130	Premiums—Ontario (net).....	\$144,034
Total liabilities.....	190,194	Premiums—Canada (net).....	268,525
		Claims—Ontario (net).....	76,728
		Claims—Canada (net).....	160,261

**HALIFAX FIRE INSURANCE COMPANY\***

HEAD OFFICE, HALIFAX, N.S.

Officers.—President, Hon. F. B. McCurdy, P.C., Halifax, N.S.; Vice-President, H. McInnes,

K.C., Halifax, N.S.; General Manager and Secretary-Treasurer, A. G. Cross, Halifax, N.S.

Directors.—Hon. G. B. McCurdy, Halifax, N.S.; Hon. F. P. Blich, Halifax, N.S.; Hon. J. A.

Walker, K.C., Halifax, N.S.; A. G. Cross, Halifax, N.S.; H. McInnes, K.C., Halifax, N.S.; H. R.

Silver, Halifax, N.S.; T. W. Murphy, Halifax, N.S.; J. G. MacDougall, M.D., J. R. MacLeod,

Halifax, N.S.

Chief or General Agent in Ontario.—A. E. Peters, 88 King St. E., Toronto.

Date of Incorporation.—1809. Date commenced business in Canada.—1809.

Capital stock paid in cash.....	\$2,000,000	PREMIUMS WRITTEN—CLAIMS INCURRED	
Total assets.....	6,107,589	Premiums—Ontario (net).....	\$210,280
Total liabilities.....	1,523,364	Premiums—Total business (net)..	1,044,878
Surplus protection of policyholders.	4,584,225	Claims—Ontario (net).....	98,723
		Claims—Total business (net)....	396,175

**HAND-IN-HAND INSURANCE COMPANY**

HEAD OFFICE, 32 CHURCH STREET, TORONTO, ONT.

Incorporated.—June 3, 1873. Date commenced business.—July 1, 1873.

Officers.—President, W. R. Houghton; Vice-President, Joseph Walmsley; Secretary, C. H. C.

Fortner; Manager, Joseph Walmsley.

Directors (as at date of filing statement).—C. M. Horswell, W. R. Houghton, Joseph Walmsley,

Alfred Wright.

Auditors.—H. T. Jamieson & Co., C.A.

**Statement for Year Ending 31st December, 1936**

	<b>Capital Stock</b>	
	Amount Subscribed for	Amount Paid in Cash
Amount of capital stock authorized, \$500,000.		
Number of shares, 5,000. Par value, \$100.		
Capital stock at beginning of year.....	\$100,000 00	\$100,000 00
Capital stock at end of year.....	\$100,000 00	\$100,000 00

\*See note on page 1.

## Premium on Capital Stock

Total amount paid to December 31, 1936..... Nil

## Balance Sheet—Assets

Book value of real estate held for sale.....		\$5,200 00
Mortgage loans on real estate, first mortgages.....		3,000 00
Amortized book value of bonds, debentures and debenture stocks owned:		
Not in default.....	\$393,803 12	
In default.....	12,361 12	
		406,164 24
Book value of stocks owned.....		568 90
Cash on hand and in banks:		
On hand at Head Office.....	\$142 31	
In chartered banks of Canada in Canada.....	16,843 09	
In all other banks and depositories.....	10,223 60	
		27,209 00
Interest accrued.....	\$5,048 68	
Dividends due.....	12 00	
		5,060 68
Agents' balances and premiums uncollected:		
Written on or after October 1, 1936.....	\$6,583 74	
Premiums due from reinsuring companies:		
Written on or after October 1, 1936.....	760 10	
		7,343 84
Total Admitted Assets.....		<u>\$454,546 66</u>

## Balance Sheet—Liabilities

	In Canada	Total Liabilities
Total provision for unpaid claims.....	\$993 00	\$993 00
Total net reserve; carried out at 100% thereof.....	37,169 39	37,169 39
Expenses due and accrued.....		250 00
Taxes due and accrued.....		1,614 18
Reinsurance premiums.....		160 14
Return premiums and balances due agents.....		71 34
Queen City Fire Insurance Co.....		21 00
Bills payable—London & Lancashire Insurance Co., Ltd.....		166,982 13
Total Liabilities (excluding capital stock).....		\$207,261 18
Capital stock paid in cash.....	\$100,000 00	
Surplus in profit and loss account.....	147,285 48	
Excess of assets over liabilities (surplus for protection of policyholders).....		247,285 48
Total Liabilities.....		<u>\$454,546 66</u>

## Profit and Loss Account

	In Canada	All Business
Net premiums written.....	\$52,506 37	\$52,506 37
Reserve of unearned premiums (100%):		
At beginning of year.....	\$38,322 49	\$38,322 49
At end of year.....	37,169 39	37,169 39
Decrease.....	\$1,153 10	\$1,153 10
Net premiums earned.....	\$53,659 47	\$53,659 47
Net losses and claims incurred.....	\$29,911 95	\$29,911 95
Net adjustment expenses.....	1,159 31	1,159 31
Commissions.....	10,640 28	10,640 28
Taxes (excluding taxes on real estate).....	2,578 93	2,578 93
Salaries, fees and travelling expenses.....	12,594 92	12,594 92
All other expenses.....		5,229 53
Total claims and expenses.....		\$62,114 92
Underwriting loss.....		\$8,455 45
Other revenue:		
Interest earned:		
Cash and accruals.....	\$12,100 62	
Adjustment by amortization.....	714 78	
Dividends earned.....		48 00
Total.....	\$12,815 40	
Total.....		12,863 40
Other expenditure:		
Loss on sale of securities and real estate.....	\$31 71	
Increase in deficiency of market under book value of securities..	2,223 18	
Operating account—real estate.....	39 26	
Investment expenses.....	3 25	
Total.....		2,297 40
Net Profit for the Year.....		<u>\$2,110 55</u>

Surplus for Protection of Policyholders

Surplus of assets over liabilities (excluding capital stock from liabilities) at beginning of year.....	\$253,247 95
Net profit for the year brought down.....	2,110 55
<hr/>	
Dividends declared to shareholders.....	\$255,358 50
	10,000 00
<hr/>	
Add decrease in unadmitted ledger assets.....	\$245,358 50
	1,926 98
<hr/>	
Surplus of Assets over Liabilities (excluding capital stock from liabilities) at End of Year.....	<u>\$247,285 48</u>

Summary of Risks—Fire

	Ontario	Elsewhere	Total
Gross in force, December 31, 1935.....	\$9,186,002	\$38,562	\$9,224,564
Taken in 1936, new and renewed.....	8,238,877	38,704	8,277,581
<hr/>			
Totals.....	\$17,424,879	\$77,266	\$17,502,145
Ceased in 1936.....	7,655,671	38,562	7,694,233
<hr/>			
Gross in force, December 31, 1936.....	\$9,769,208	\$38,704	\$9,807,912
Reinsurance in force, December 31, 1936.....	887,132	.....	887,132
<hr/>			
Net in Force, December 31, 1936.....	<u>\$8,882,076</u>	<u>\$38,704</u>	<u>\$8,920,780</u>

Exhibit of Premiums

Class of Insurance	Gross in Force, Dec. 31, 1935	Taken in 1936, Including Renewed	Ceased in 1936	Gross in Force, Dec. 31, 1936	Reinsurance in Force, Dec. 31, 1936	Net in Force, Dec. 31, 1936
Fire:						
Ontario.....	\$ 67,832 10	\$ 55,817 63	\$ 53,948 27	\$ 69,701 46	\$ 3,100 46	\$ 66,601 00
Elsewhere.....	26 29	26 31	26 29	26 31	.....	26 31
Totals.....	67,858 39	55,843 94	53,974 56	69,727 77	3,100 46	66,627 31
Automobile:						
Ontario.....	4,889 13	5,159 23	5,556 39	4,491 97	.....	4,491 97
Elsewhere.....	.....	.....	.....	.....	.....	.....
Totals.....	4,889 13	5,159 23	5,556 39	4,491 97	.....	4,491 97
Plate Glass:						
Ontario.....	3,426 91	1,385 24	1,472 82	3,339 33	.....	3,339 33
Elsewhere.....	.....	.....	.....	.....	.....	.....
Totals.....	3,426 91	1,385 24	1,472 82	3,339 33	.....	3,339 33
All Business:						
Ontario.....	76,148 14	62,362 10	60,977 48	77,532 76	3,100 46	74,432 30
Elsewhere.....	26 29	26 31	26 29	26 31	.....	26 31
Totals.....	76,174 43	62,388 41	61,003 77	77,559 07	3,100 46	74,458 61

Schedule "D"

Bonds and Debentures Owned by the Company (not in default)

	Par Value	Book Value
Province of Saskatchewan, 5%, 1939.....	\$20,000 00	\$19,838 21
Hydro-Electric Power Comm. of Ontario, 4%, 1957.....	10,000 00	8,708 97
City of Toronto, 5½%, 1948-50.....	10,000 00	9,772 21
Town of Kenora, 5½%, 1937.....	2,000 00	2,012 68
Town of Morrisburg, 4½%, 1934-40.....	4,000 00	4,012 85
Town of Elmira, 6%, 1937-38.....	1,990 60	1,990 60
Dominion of Canada Conversion Loan, 4½%, 1949-59.....	112,000 00	108,871 26
Dominion of Canada Conversion Loan, 3½%, 1944-49.....	26,500 00	25,690 38
Dominion of Canada Conversion Loan, 4½%, 1949-59.....	15,000 00	15,000 00
Province of Saskatchewan, 5%, 1939.....	9,000 00	8,927 19
Province of Ontario, 6%, 1943.....	50,000 00	49,578 54
Province of Ontario, 6%, 1941.....	15,000 00	14,912 71
Province of Ontario, 5%, 1960.....	5,000 00	5,766 82
Province of British Columbia, 5%, 1949.....	15,000 00	15,069 28
Province of Nova Scotia, 5%, 1959.....	30,000 00	33,471 40
Province of Nova Scotia, 5%, 1960.....	5,000 00	5,593 78
Hydro-Electric Power Comm. of Ontario, 4%, 1957.....	15,000 00	12,716 28
Gatineau Power Co., 5%, 1956.....	10,000 00	9,756 73
City of Regina (£800-0-0), 4½%, 1952.....	3,893 33	3,398 50
City of Toronto, 5½%, 1950.....	5,000 00	5,000 00
City of Edmonton, 5½%, 1945.....	20,000 00	20,070 37
City of Kingston, 5%, 1943.....	10,000 00	9,970 82
Town of Kenora, 5½%, 1937.....	2,000 00	2,009 75
Town of Goderich, 5%, 1937-41.....	1,689 83	1,663 79
Totals.....	<u>\$398,073 76</u>	<u>\$393,803 12</u>

Bonds and Debentures Owned by the Company (*in default*)

	Par Value	Book Value	Market Value
Town of Bridgeburg, 5%, 1935-42.....	\$11,776 57	\$10,963 48	\$7,654 77
Town of Walkerville, 4 ½%, 1937-42.....	2,784 27	2,414 75	2,366 63
St. Paul's R.C. Schools, 5 ½%, 1935-56.....	4,679 43	4,486 67	2,339 72
Totals.....	<u>\$19,240 27</u>	<u>\$17,864 90</u>	<u>\$12,361 12</u>

## Schedule "E"

## Stocks Owned by the Company

	Par Value	Book Value	Market Value
Toronto Mortgage Co., 8 shs.....	<u>\$400 00</u>	<u>\$568 90</u>	<u>\$1,000 00</u>

## HANOVER FIRE INSURANCE COMPANY\*

HEAD OFFICE, NEW YORK, N.Y.

Principal Office in Canada, 44 Victoria St., Toronto, Ont.

*Manager or Chief Executive Officer in Canada.*—Arthur Tucker, Metropolitan Bldg., Toronto.  
*Chief or General Agent in Ontario.*—Arthur Tucker, Metropolitan Bldg., Toronto.  
*Date of Incorporation.*—1852. *Date commenced business in Canada.*—1929.

Capital stock paid in cash.....	\$4,000,000	PREMIUMS WRITTEN—CLAIMS INCURRED	
Assets in Canada.....	167,800	Premiums—Ontario (net).....	\$35,603
Liabilities in Canada.....	50,031	Premiums—Canada (net).....	82,914
		Claims—Ontario (net).....	33,682
		Claims—Canada (net).....	49,507

## HARTFORD ACCIDENT &amp; INDEMNITY COMPANY\*

HEAD OFFICE, HARTFORD, CONN.

Principal Office in Canada, Toronto, Ont.

*Manager or Chief Executive Officer in Canada.*—B. W. Ballard, 24 Wellington St. E., Toronto.  
*Chief or General Agent in Ontario.*—B. W. Ballard, Toronto.  
*Date of Incorporation.*—1913. *Date commenced business in Canada.*—August 10, 1920.

Capital stock paid in cash.....	\$3,000,000	PREMIUMS WRITTEN—CLAIMS INCURRED	
Assets in Canada.....	435,654	Premiums—Ontario (net).....	\$92,151
Liabilities in Canada.....	135,304	Premiums—Canada (net).....	177,312
		Claims—Ontario (net).....	50,501
		Claims—Canada (net).....	88,522

## HARTFORD FIRE INSURANCE COMPANY\*

HEAD OFFICE, HARTFORD, CONN.

Principal Office in Canada, Toronto, Ont.

*Manager or Chief Executive Officer in Canada.*—B. W. Ballard, 24 Wellington St. E., Toronto.  
*Chief or General Agent in Ontario.*—B. W. Ballard, Toronto.  
*Date of Incorporation.*—May, 1810. *Date commenced business in Canada.*—November, 1836.

Capital stock paid in cash.....	\$12,000,000	PREMIUMS WRITTEN—CLAIMS INCURRED	
Assets in Canada.....	2,737,615	Premiums—Ontario (net).....	\$286,232
Liabilities in Canada.....	497,347	Premiums—Canada (net).....	745,056
		Claims—Ontario (net).....	120,829
		Claims—Canada (net).....	310,978

## HARTFORD LIVE STOCK INSURANCE COMPANY\*

HEAD OFFICE, NEW YORK, N.Y.

Principal Office in Canada, Toronto, Ont.

*Manager or Chief Executive Officer in Canada.*—B. W. Ballard, 24 Wellington St. E., Toronto.  
*Chief or General Agent in Ontario.*—B. W. Ballard, Toronto.  
*Date of Incorporation.*—1916. *Date commenced business in Canada.*—January, 1921.

Capital stock paid in cash.....	\$500,000	PREMIUMS WRITTEN—CLAIMS INCURRED	
Assets in Canada.....	70,196	Premiums—Ontario (net).....	\$15,712
Liabilities in Canada.....	9,392	Premiums—Canada (net).....	20,729
		Claims—Ontario (net).....	12,559
		Claims—Canada (net).....	12,579

\*See note on page 1.

**THE HARTFORD STEAM BOILER INSPECTION AND INSURANCE COMPANY\***

HEAD OFFICE, HARTFORD, CONN.

Principal Office in Canada, 908 Federal Bldg., Toronto, Ont.

*Manager or Chief Executive Officer in Canada.*—H. N. Roberts, 908 Federal Bldg., Toronto.*Chief or General Agent in Ontario.*—H. N. Roberts, 908 Federal Bldg., Toronto.*Date of Incorporation.*—June, 1866. *Date commenced business in Canada.*—July 13, 1907.

Capital stock paid in cash.....	\$3,000,000	PREMIUMS WRITTEN—CLAIMS INCURRED	
Assets in Canada.....	122,529	Premiums—Ontario (net).....	\$5,849
Liabilities in Canada.....	22,656	Premiums—Canada (net).....	47,534
		Claims—Ontario (net).....	Nil
		Claims—Canada (net).....	25,480

**HOME FIRE & MARINE INSURANCE COMPANY\***

HEAD OFFICE, SAN FRANCISCO, CAL.

Principal Office in Canada, Toronto, Ont.

*Manager or Chief Executive Officer in Canada.*—W. R. Blight, Toronto.*Chief or General Agent in Ontario.*—W. R. Blight, Toronto.*Date of Incorporation.*—September 9, 1864. *Date commenced business in Canada.*—1931.

Capital stock paid in cash.....	\$1,000,000	PREMIUMS WRITTEN—CLAIMS INCURRED	
Assets in Canada.....	200,459	Premiums—Ontario (net).....	\$26,225
Liabilities in Canada.....	42,357	Premiums—Canada (net).....	62,954
		Claims—Ontario (net).....	9,596
		Claims—Canada (net).....	23,323

**HOME INSURANCE COMPANY\***

HEAD OFFICE, NEW YORK, N.Y.

Principal Office in Canada, Montreal, Que.

*Manager or Chief Executive Officer in Canada.*—Fred W. Evans, 414 St. James St. West, Montreal.*Chief or General Agent in Ontario.*—A. M. M. Kirkpatrick, 15 Toronto St., Toronto.*Date of Incorporation.*—1853. *Date commenced business in Canada.*—January 1, 1902.

Capital stock paid in cash.....	\$14,500,000	PREMIUMS WRITTEN—CLAIMS INCURRED	
Assets in Canada.....	2,884,012	Premiums—Ontario (net).....	\$356,617
Liabilities in Canada.....	1,138,773	Premiums—Canada (net).....	1,813,201
		Claims—Ontario (net).....	175,342
		Claims—Canada (net).....	852,448

**HOMESTEAD FIRE INSURANCE COMPANY\***

HEAD OFFICE, BALTIMORE, MD.

Principal Office in Canada, Montreal, Que.

*Manager or Chief Executive Officer in Canada.*—Fred W. Evans, 414 St. James St. West, Montreal.*Chief or General Agent in Ontario.*—A. M. M. Kirkpatrick, 15 Toronto St., Toronto.*Date of Incorporation.*—June 9, 1922. *Date commenced business in Canada.*—April 18, 1929.

Capital stock paid in cash.....	\$1,000,000	PREMIUMS WRITTEN—CLAIMS INCURRED	
Assets in Canada.....	160,567	†Premiums—Ontario (net).....	\$105,104
†Liabilities in Canada.....	Nil	†Premiums—Canada (net).....	Nil
		†Claims—Ontario (net).....	51,521
		†Claims—Canada (net).....	Nil

**HUDSON BAY INSURANCE COMPANY\***

HEAD OFFICE, MONTREAL, QUE.

*Officers.*—President, R. Forster Smith, Montreal; Vice-President, P. J. Quinn, Toronto; Manager, Percy M. May, Montreal.*Directors.*—P. R. Gault, Montreal; R. Forster Smith, Montreal; P. J. Quinn, Toronto; Percy M. May, Montreal; A. Houdon, Montreal; Chas. Duquette, J. H. Labelle, Montreal; F. J. Williams, Liverpool, Eng.; J. D. Hudson, Montreal.*Chief or General Agent in Ontario.*—P. J. Quinn, 29 Wellington St. East, Toronto.*Date of Incorporation.*—1905. *Date commenced business in Canada.*—1905.

Capital stock paid in cash.....	\$229,150	PREMIUMS WRITTEN—CLAIMS INCURRED	
Total assets.....	780,447	Premiums—Ontario (net).....	\$49,965
Total liabilities.....	145,792	Premiums—Total business (net)..	148,284
Surplus protection of policyholders.	634,654	Claims—Ontario (net).....	14,956
		Claims—Total business (net)....	54,840

\*See note on page 1.

†All business in Canada fully reinsured with the Home Insurance Company.

**IMPERIAL ASSURANCE COMPANY\***

HEAD OFFICE, NEW YORK, N. Y.

Principal Office in Canada, Montreal, Que.

*Manager or Chief Executive Officer in Canada.*—C. W. Tyre, Montreal.*Chief or General Agent in Ontario.*—Reed, Shaw & McNaught, 64 Wellington St. W., Toronto.*Date of Organization.*—1899. *Date commenced business in Canada.*—December 12, 1922.

Capital stock paid in cash.....	\$1,000,000	PREMIUMS WRITTEN—CLAIMS INCURRED	
Assets in Canada.....	213,175	Premiums—Ontario (net).....	\$34,726
Liabilities in Canada.....	112,541	Premiums—Canada (net).....	124,478
		Claims—Ontario (net).....	11,601
		Claims—Canada (net).....	40,236

**IMPERIAL GUARANTEE & ACCIDENT INSURANCE COMPANY\***

HEAD OFFICE, TORONTO, ONT.

*Officers.*—President, E. A. Brownell; General Manager, K. Thom, Toronto; Vice-Presidents, H. C. Cox, Geo. A. Morrow, Toronto; Secretary, C. R. Morrow; Assistant Secretaries, W. G. Chapman, W. T. Turvey and J. C. Greig.

*Directors.*—Wilfrid M. Cox, H. C. Cox, Geo. A. Morrow, C. S. Wainwright, E. R. Wood, E. Willans, E. A. Brownell, all of Toronto; and H. J. Wyatt, J. Lester Parsons, New York.

*Chief or General Agent in Ontario.*—E. A. Brownell, 22 Wellington St. E., Toronto.

*Date of Incorporation.*—1905. *Date commenced business in Canada.*—June 21, 1928.

Capital stock paid in cash.....	\$100,000	PREMIUMS WRITTEN—CLAIMS INCURRED	
Total assets.....	714,843	Premiums—Ontario (net).....	\$138,722
Total liabilities.....	330,604	Premiums—Total business (net)...	290,172
Surplus protection of policyholders.	384,240	Claims—Ontario (net).....	58,508
		Claims—Total business (net)....	129,187

**IMPERIAL INSURANCE OFFICE\***

HEAD OFFICE, TORONTO, ONT.

*Officer.*—President and Managing Director, R. L. Stailing, Toronto.

*Directors.*—Frank W. Gamble, Toronto; H. W. Muskett, Toronto; H. H. Heakes, Toronto; R. L. Stailing, Toronto; Wm. W. Otter-Barry; D. M. Dewar, V. E. Chute, H. R. Hobson, Harold W. Stokes.

*Date of Incorporation.*—1907. *Date commenced business in Canada.*—August 18, 1913.

Capital stock paid in cash.....	\$175,000	PREMIUMS WRITTEN—CLAIMS INCURRED	
Total assets.....	822,556	Premiums—Ontario (net).....	\$58,140
Total liabilities.....	228,679	Premiums—Total business (net)...	137,495
Surplus protection of policyholders.	685,523	Claims—Ontario (net).....	16,059
		Claims—Total business (net)....	45,279

**IMPERIAL LIFE ASSURANCE COMPANY OF CANADA\***

HEAD OFFICE, TORONTO, ONT.

*Officers.*—President, J. F. Weston, Toronto; Vice-Presidents, S. J. Moore, F. P. Wood and W. G. Morrow, Toronto; General Manager, G. Cecil Moore; Assistant General Manager, J. G. Parker, Toronto; Secretary, D. Matheson, Toronto.

*Directors.*—Sir John Aird, Toronto; P. Burns, Toronto; D. B. Hanna, Toronto; J. F. Weston, Toronto; S. J. Moore, Toronto; W. G. Morrow, Toronto; Mark H. Irish, Toronto; H. H. Williams, Toronto; G. A. Morrow, Toronto; Hon. Donat Raymond, F. P. Wood, J. W. Mitchell, J. P. Bickell, Hon. Chas. McCrea, K.C., John S. Norris.

*Date of Incorporation.*—April 23, 1896. *Date commenced business in Canada.*—October 1, 1897.

Capital stock paid in cash.....	\$1,000,000	PREMIUMS WRITTEN—CLAIMS INCURRED	
Total assets.....	79,100,809	Premiums—Ontario (net).....	\$3,190,716
Ontario business in force (gross)...	108,521,346	Premiums—Total business (net)...	9,660,983
Total business in force (gross)....	281,253,737	Death Claims—Ontario (net).....	657,672
		Death Claims—Total business (net)	2,233,239

\*See note on page 1.



## †INDEMNITY MARINE ASSURANCE COMPANY, LIMITED\*

HEAD OFFICE, LONDON, ENGLAND

Principal Office in Canada, Toronto, Ont.

*Manager or Chief Executive Officer in Canada.*—E. W. Schauffler, 18 Wellington St., Toronto.  
*Chief or General Agent in Ontario.*—E. W. Schauffler.

*Date of Incorporation.*—1887. *Date commenced business in Canada.*—August 1, 1933.

Capital stock paid in cash..... \$4,890,933  
 Assets in Canada..... 151,816  
 Liabilities in Canada..... 11,855

PREMIUMS WRITTEN—CLAIMS INCURRED  
 Premiums—Ontario (net)..... \$52,905  
 Premiums—Canada (net)..... 21,639  
 Claims—Ontario (net)..... 36,850  
 Claims—Canada (net)..... 7,600

## INDEMNITY INSURANCE COMPANY OF NORTH AMERICA\*

HEAD OFFICE, PHILADELPHIA, PA.

Principal Office in Canada, Toronto, Ont.

*Manager or Chief Executive Officer in Canada.*—H. C. Mills, 100 Adelaide St. West, Toronto.  
*Chief or General Agent in Ontario.*—H. C. Mills, 100 Adelaide St. West, Toronto.

*Date of Incorporation.*—1920. *Date commenced business in Canada.*—July 3, 1922.

Capital stock paid in cash..... \$1,000,000  
 Assets in Canada..... 349,915  
 Liabilities in Canada..... 117,012

PREMIUMS WRITTEN—CLAIMS INCURRED  
 Premiums—Ontario (net)..... \$76,254  
 Premiums—Canada (net)..... 142,933  
 Claims—Ontario (net)..... 20,887  
 Claims—Canada (net)..... 42,066

## INSURANCE COMPANY OF NORTH AMERICA\*

HEAD OFFICE, PHILADELPHIA, PA.

Principal Office in Canada, Toronto, Ont.

*Manager or Chief Executive Officer in Canada.*—H. C. Mills, 100 Adelaide St. W., Toronto.  
*Chief or General Agent in Ontario.*—H. C. Mills, 100 Adelaide St. W., Toronto.

*Date of Incorporation.*—April 14, 1794. *Date commenced business in Canada.*—Nov. 7, 1889.

Capital stock paid in cash..... \$12,000,000  
 Assets in Canada..... 814,690  
 Liabilities in Canada..... 403,459

PREMIUMS WRITTEN—CLAIMS INCURRED  
 Premiums—Ontario (net)..... \$281,752  
 Premiums—Canada (net)..... 709,739  
 Claims—Ontario (net)..... 117,728  
 Claims—Canada (net)..... 256,663

## INTERNATIONAL FIDELITY INSURANCE COMPANY\*

HEAD OFFICE, JERSEY CITY, N.J.

Principal Office in Canada, Toronto, Ont.

*Manager or Chief Executive Officer in Canada.*—J. G. Smith, Toronto.

*Chief or General Agent in Ontario.*—J. G. Smith, 36 King St. East, Toronto.

*Date of Incorporation.*—Dec. 27, 1904. *Date commenced business in Canada.*—June 2, 1905.

Capital stock paid in cash..... \$300,000  
 Assets in Canada..... 5,000  
 Liabilities in Canada..... 3,246

PREMIUMS WRITTEN—CLAIMS INCURRED  
 Premiums—Ontario (net)..... \$1,333  
 Premiums—Canada (net)..... 4,177  
 Claims—Ontario (net)..... Nil  
 Claims—Canada (net)..... Cr. 196

## INTERNATIONAL INSURANCE COMPANY\*

HEAD OFFICE, NEW YORK, N.Y.

Principal Office in Canada, Montreal, Que.

*Manager or Chief Executive Officer in Canada.*—R. E. Schofield, Montreal.

*Chief or General Agent in Ontario.*—John R. Cox, Federal Bldg., Toronto.

*Date of Incorporation.*—March 6, 1909. *Date commenced business in Canada.*—April 2, 1935.

Capital stock paid in cash..... \$1,000,000  
 Assets in Canada..... 131,135  
 Liabilities in Canada..... 41,326

PREMIUMS WRITTEN—CLAIMS INCURRED  
 Premiums—Ontario (net)..... \$10,953  
 Premiums—Canada (net)..... 47,644  
 Claims—Ontario (net)..... 10,119  
 Claims—Canada (net)..... 30,802

\*See note on page 1.

†Formerly Indemnity Mutual Marine Assurance Company, Limited.

**LAW, UNION & ROCK INSURANCE COMPANY, LIMITED\***

HEAD OFFICE, LONDON, ENGLAND

Principal Office in Canada, Toronto, Ont.

*Manager or Chief Executive Officer in Canada.*—W. R. Houghton, Toronto.*Chief or General Agent in Ontario.*—W. R. Houghton, 4 Richmond St. East, Toronto.*Date of Incorporation.*—1806. *Date commenced business in Canada.*—April, 1899.

Capital stock paid in cash.....	£165,000	PREMIUMS WRITTEN—CLAIMS INCURRED	
Assets in Canada.....	\$1,099,210	Premiums—Ontario (net).....	\$191,189
Liabilities in Canada.....	356,373	Premiums—Canada (net).....	413,102
		Claims—Ontario (net).....	108,077
		Claims—Canada (net).....	198,850

**LEGAL AND GENERAL ASSURANCE SOCIETY, LIMITED\***

HEAD OFFICE, LONDON, ENGLAND

Principal Office in Canada, Montreal, Que.

*Manager or Chief Executive Officer in Canada.*—G. W. Hadrill, 465 St. John St., Montreal.*Chief or General Agent in Ontario.*—W. T. Freeman, 80 King St., Toronto.*Date of Incorporation.*—1838. *Date commenced business in Canada.*—July 17, 1929.

Capital stock paid in cash.....	£200,000	PREMIUMS WRITTEN—LOSSES INCURRED	
Assets in Canada.....	\$512,477	Premiums—Ontario (net).....	\$74,363
Liabilities in Canada.....	259,703	Premiums—Canada (net).....	232,639
		Claims—Ontario (net).....	37,794
		Claims—Canada (net).....	131,349

**THE LIVERPOOL & LONDON & GLOBE INSURANCE COMPANY, LIMITED\***

HEAD OFFICE, LIVERPOOL, ENGLAND

Principal Office in Canada, Montreal, Que.

*Manager or Chief Executive Officer in Canada.*—R. Forster Smith, Montreal.*Chief or General Agent in Ontario.*—F. S. McDermott, Metropolitan Bldg., Toronto.*Date of Incorporation.*—May 21, 1836. *Date commenced business in Canada.*—June 4, 1851.

Capital stock paid in cash.....	£1,062,100	PREMIUMS WRITTEN—CLAIMS INCURRED	
<i>Life:</i>		<i>Life:</i>	
Assets in Canada (included in Other than Life).....		Premiums—Ontario (net).....	\$1,217
Ontario business in force (gross)...	\$37,952	Premiums—Canada (net).....	4,210
Canadian business in force (gross)...	157,278	Death Claims—Ontario (net)....	Nil
		Death Claims—Canada (net)....	300
<i>Other than Life:</i>		<i>Other than Life:</i>	
Assets in Canada.....	†2,463,972	Premiums—Ontario (net).....	368,692
Liabilities in Canada.....	†853,449	Premiums—Canada (net).....	1,074,419
		Claims—Ontario (net).....	140,522
		Claims—Canada (net).....	476,786

**THE LIVERPOOL-MANITOBA ASSURANCE COMPANY\***

HEAD OFFICE, MONTREAL, QUE.

*Officers.*—President, R. Forster Smith, Montreal; Vice-President, P. M. May, Montreal; Secretary, H. Churchill Smith, Montreal.*Directors.*—J. Theo LeClerc, Montreal; Lieut.-Col. Herbert Molson, Montreal; F. E. Meredith, K.C., Montreal; R. Forster Smith, Montreal; Hon. L. A. Taschereau, Quebec; F. J. Williams, Liverpool, Eng.; J. D. Simpson, Liverpool, Eng.; Arthur B. Purvis, Montreal; P. M. May, Montreal.*Chief or General Agent in Ontario.*—F. S. McDermott, Metropolitan Bldg., Toronto.*Date of Incorporation.*—March 12, 1912. *Date commenced business in Canada.*—Aug. 1, 1912.

Capital stock paid in cash.....	\$175,000	PREMIUMS WRITTEN—CLAIMS INCURRED	
Total assets.....	1,354,517	Premiums—Ontario (net).....	\$72,948
Total liabilities.....	208,126	Premiums—Total business (net)..	211,584
Surplus protection of policyholders.	1,354,517	Claims—Ontario (net).....	25,826
		Claims—Total business (net)....	85,562

\*See note on page 1.

†Respecting "Life" and "Other than Life" business.

**LOCAL GOVERNMENT GUARANTEE SOCIETY, LIMITED\***

HEAD OFFICE, LONDON, ENGLAND

Principal Office in Canada, Montreal, Que.

*Manager or Chief Executive Officer in Canada.*—C. Stuart Malcolm, Montreal.*Chief or General Agent in Ontario.*—H. B. Rowe, Confederation Life Bldg., Toronto.*Date of Incorporation.*—1890. *Date commenced business in Canada.*—January, 1924.

Capital stock paid in cash.....	£15,610	PREMIUMS WRITTEN—CLAIMS INCURRED	
Assets in Canada.....	\$128,595	Premiums—Ontario (net).....	\$5,247
Liabilities in Canada.....	56,945	Premiums—Canada (net).....	52,728
		Claims—Ontario (net).....	2,701
		Claims—Canada (net).....	16,904

**LONDON ASSURANCE\***

HEAD OFFICE, LONDON, ENGLAND

Principal Office in Canada, Montreal, Que.

*Manager or Chief Executive Officer in Canada.*—C. J. R. Coyle, 465 St. John St., Montreal.*Chief or General Agent in Ontario.*—H. L. Durrant, 36 Toronto St., Toronto.*Date of Incorporation.*—June 22, 1720. *Date commenced business in Canada.*—1862.

Capital stock paid in cash.....	\$8,311,687	PREMIUMS WRITTEN—CLAIMS INCURRED	
Assets in Canada.....	1,002,153	Premiums—Ontario (net).....	\$159,034
Liabilities in Canada.....	400,796	Premiums—Canada (net).....	537,884
		Claims—Ontario (net).....	105,133
		Claims—Canada (net).....	198,794

**LONDON-CANADA INSURANCE COMPANY\***

HEAD OFFICE, TORONTO, ONT.

*Officers.*—President, B. W. Ballard, Toronto; Vice-President, A. R. Martin, Toronto; Secretary, A. V. Stamper, Toronto.*Directors.*—B. W. Ballard, Toronto; W. H. Hunter, Toronto; A. R. Martin, Toronto; W. A. Clark, Toronto; J. R. Cartwright, K.C., Toronto; Harold Fry, J. G. Moore, Dr. V. F. Stock, Geo. E. Watson.*Date of Incorporation.*—1859. *Date commenced business in Canada.*—1859.

Capital stock paid in cash.....	\$200,000	PREMIUMS WRITTEN—CLAIMS INCURRED	
Total assets.....	1,019,089	Premiums—Ontario (net).....	\$80,737
Total liabilities.....	163,600	Premiums—Total business (net).....	171,724
Surplus protection of policyholders.....	907,395	Claims—Ontario (net).....	37,988
		Claims—Total business (net).....	93,472

**LONDON AND COUNTY INSURANCE COMPANY, LTD.\***

HEAD OFFICE, BLACKFRIARS, ENGLAND

Principal Office in Canada, Toronto, Ont.

*Manager or Chief Executive Officer in Canada.*—Robert L. Stailing, 15 Wellington St. E., Toronto.*Chief Agent in Ontario.*—R. L. Stailing, Toronto.*Date of Organization.*—1862. *Date commenced business in Canada.*—May, 1932.

Capital stock paid in cash.....	\$102,186	PREMIUMS WRITTEN—CLAIMS INCURRED	
Assets in Canada.....	170,326	Premiums—Ontario (net).....	\$14,011
Liabilities in Canada.....	83,322	Premiums—Canada (net).....	110,781
		Claims—Ontario (net).....	2,037
		Claims—Canada (net).....	44,302

**LONDON GUARANTEE & ACCIDENT COMPANY, LIMITED\***

HEAD OFFICE, LONDON, ENGLAND

Principal Office in Canada, Toronto, Ont.

*Manager or Chief Executive Officer in Canada.*—Leonard Weightman, Toronto.*Chief or General Agent in Ontario.*—Leonard Weightman, 465 Bay St., Toronto.*Date of Organization.*—1869. *Date commenced business in Canada.*—July, 1880.

Capital stock paid in cash.....	£250,000	PREMIUMS WRITTEN—CLAIMS INCURRED	
Assets in Canada.....	\$958,768	Premiums—Ontario (net).....	\$264,083
Liabilities in Canada.....	416,123	Premiums—Canada (net).....	540,746
		Claims—Ontario (net).....	127,208
		Claims—Canada (net).....	273,866

\*See note on page 1.

**LONDON & LANCASHIRE GUARANTEE & ACCIDENT COMPANY OF CANADA\***

HEAD OFFICE, TORONTO, ONT.

*Officers.*—President, W. R. Houghton, Toronto; Manager and Secretary, W. L. White, Toronto.

*Directors.*—Alfred Wright, Toronto; J. Walmsley, Toronto; A. S. Rogers, London, Eng.; W. R. Houghton, Toronto; C. M. Horswell, Toronto.

*Date of Incorporation.*—April 10, 1908. *Date commenced business in Canada.*—July 24, 1908.

Capital stock paid in cash.....	\$400,000	PREMIUMS WRITTEN—CLAIMS INCURRED	
Total assets.....	1,094,280	Premiums—Ontario (net).....	\$150,009
Total liabilities.....	412,331	Premiums—Total business (net)..	331,569
Surplus protection of policyholders.	581,948	Claims—Ontario (net).....	50,615
		Claims—Total business (net)....	125,237

**LONDON & LANCASHIRE INSURANCE COMPANY, LIMITED\***

HEAD OFFICE, LONDON, ENGLAND

Principal Office in Canada, Toronto, Ont.

*Manager or Chief Executive Officer in Canada.*—W. R. Houghton.

*Chief or General Agent in Ontario.*—W. R. Houghton, 4 Richmond St. E., Toronto.

*Date of Organization.*—December 10, 1861. *Date commenced business in Canada.*—April, 1880.

Capital stock paid in cash.....	£1,455,724	PREMIUMS WRITTEN—CLAIMS INCURRED	
Assets in Canada.....	\$2,055,298	Premiums—Ontario (net).....	\$418,070
Liabilities in Canada.....	763,457	Premiums—Canada (net).....	952,903
		Claims—Ontario (net).....	308,932
		Claims—Canada (net).....	526,871

**THE LONDON LIFE INSURANCE COMPANY\***

HEAD OFFICE, LONDON, ONT.

*Officers.*—President, J. E. Jeffrey, K.C., London, Ont.; Vice-President and Managing Director, E. E. Reid, B.A., A.I.A., London; General Manager, Edward E. Reid, London; Asst. General Manager and Actuary, J. D. Buchanan, B.A., F.A.S.

*Directors.*—J. E. Smallman, London; Edward E. Reid, London; J. Edgar Jeffrey, London; Arch. McPherson, London; Thos. W. Baker, Toronto; Wm. Gorman, London; C. L. Jeffrey, London; G. E. Reid, London; E. H. Jones, London.

*Date of Incorporation.*—1874. *Date commenced business in Canada.*—1874.

Capital stock paid in cash.....	\$200,000	PREMIUMS WRITTEN—CLAIMS INCURRED	
<i>Life:</i>		<i>Life:</i>	
Total assets.....	109,101,346	Premiums—Ontario (net).....	\$9,832,210
Ontario business in force (gross)...	345,406,340	Premiums—Total business (net)..	16,119,920
Total business in force (gross)....	550,302,941	Death Claims—Ontario business	
		(net).....	1,249,037
		Death Claims—Total business (net)	1,913,403
<i>Other than Life:</i>		<i>Other than Life:</i>	
Total assets.....	289,292	Premiums—Ontario (net).....	146,754
Total liabilities.....	144,402	Premiums—Total business (net)..	224,460
Surplus protection of policyholders.	144,890	Claims—Ontario (net).....	91,192
		Claims—Total business (net)....	145,813

**LONDON & PROVINCIAL MARINE & GENERAL INSURANCE COMPANY, LIMITED\***

HEAD OFFICE, LONDON, ENGLAND

Principal Office in Canada, Montreal, Que.

*Manager or Chief Executive Officer in Canada.*—F. E. Dufty, 210 St. James St., Montreal.

*Chief or General Agent in Ontario.*—Walter R. Purves, 510 Temple Bldg., Toronto.

*Date of Incorporation.*—1862. *Date commenced business in Canada.*—April 24, 1924.

Capital stock paid in cash.....	£300,000	PREMIUMS WRITTEN—CLAIMS INCURRED	
Assets in Canada.....	\$296,654	Premiums—Ontario (net).....	\$25,938
Liabilities in Canada.....	94,176	Premiums—Canada (net).....	90,546
		Claims—Ontario (net).....	15,740
		Claims—Canada (net).....	51,337

\*See note on page 1.

**LONDON & SCOTTISH ASSURANCE CORPORATION, LIMITED\***

HEAD OFFICE, LONDON, ENGLAND

Principal Office in Canada, Montreal, Que.

*Manager or Chief Executive Officer in Canada.*—A. H. P. Priddey, Northern Bldg., St. John St., Montreal.*Chief or General Agent in Ontario.*—Colborne Insurance Agencies, Limited, 100 Adelaide St. W., Toronto.*Date of Organization.*—1862. *Date commenced business in Canada.*—1863.

Capital stock paid in cash..... £120,000

*Life:*  
 Assets in Canada.....\$10,643,174  
 Ontario business in force (gross)... 6,560,256  
 Canadian business in force (gross). 17,462,613

*Other than Life:*  
 Assets in Canada..... 268,186  
 Liabilities in Canada..... 85,280

## PREMIUMS WRITTEN—CLAIMS INCURRED

*Life:*  
 Premiums—Ontario (net)..... \$136,418  
 Premiums—Canada (net)..... 557,744  
 Death Claims—Ontario (net).... 73,802  
 Death Claims—Canada (net).... 172,121

*Other than Life:*  
 Premiums—Ontario (net)..... 30,965  
 Premiums—Canada (net)..... 106,636  
 Claims—Ontario (net)..... 19,621  
 Claims—Canada (net)..... 37,846

**LOYAL LIFE INSURANCE COMPANY\***

HEAD OFFICE, BOSTON, MASS.

Principal Office in Canada, Toronto, Ont.

*Manager or Chief Executive Officer in Canada.*—E. M. Watt, 371 Bay St., Toronto.*Chief or General Agent in Ontario.*—E. M. Watt.*Date of Incorporation.*—May 14, 1935. *Date commenced business in Canada.*—Sept. 30, 1935.

Capital stock paid in cash..... \$200,000  
 Assets in Canada..... 107,390  
 Ontario business in force (gross)... 11,000  
 Canadian business in force (gross). 11,000

PREMIUMS WRITTEN—CLAIMS INCURRED  
 Premiums—Ontario (net)..... 535  
 Premiums—Canada (net)..... 535  
 Death Claims—Ontario (net).... Nil  
 Death Claims—Canada (net).... Nil

**LOYAL PROTECTIVE INSURANCE COMPANY\***

HEAD OFFICE, BOSTON, MASS.

Principal Office in Canada, Toronto, Ont.

*Manager or Chief Executive Officer in Canada.*—E. M. Watt, Continental Life Bldg., Toronto.*Chief or General Agent in Ontario.*—E. M. Watt, Continental Life Bldg., Toronto.*Date of Incorporation.*—1909. *Date commenced business in Canada.*—February 13, 1913.

Capital stock paid in cash..... \$200,000  
 Assets in Canada..... 174,292  
 Liabilities in Canada..... 78,428

PREMIUMS WRITTEN—CLAIMS INCURRED  
 Premiums—Ontario (net)..... \$127,749  
 Premiums—Canada (net)..... 189,668  
 Claims—Ontario (net)..... 75,441  
 Claims—Canada (net)..... 112,915

**LUMBERMEN'S INSURANCE COMPANY\***

HEAD OFFICE, PHILADELPHIA, PA.

Principal Office in Canada, Toronto, Ont.

*Manager or Chief Executive Officer in Canada.*—H. Begg, Toronto.*Chief or General Agent in Ontario.*—H. Begg, 14-24 Toronto St., Toronto.*Date of Incorporation.*—June 11, 1873. *Date commenced business in Canada.*—Nov. 5, 1926.

Capital stock paid in cash..... \$1,000,000  
 Assets in Canada..... 129,710  
 Liabilities in Canada..... 45,066

PREMIUMS WRITTEN—CLAIMS INCURRED  
 Premiums—Ontario (net)..... \$33,154  
 Premiums—Canada (net)..... 64,911  
 Claims—Ontario (net)..... 14,592  
 Claims—Canada (net)..... 37,097

\*See note on page 1.

## MANUFACTURERS LIFE INSURANCE COMPANY\*

HEAD OFFICE, TORONTO, ONT.

*Officers.*—President, M. R. Gooderham, K.C., Toronto; Vice-President, George G. Mitchell; General Manager, J. H. Lithgow.

*Directors.*—Geo. H. Cassels, F. G. Osler, Toronto; M. R. Gooderham, Toronto; D. G. Ross, Toronto; Col. A. L. Bishop, Toronto; R. A. Daly, Toronto; H. B. Henwood, Toronto; G. G. Mitchell, Toronto; J. H. Lithgow, Toronto.

*Date of Incorporation.*—June 23, 1887. *Date commenced business in Canada.*—Aug. 19, 1887.

Capital stock paid in cash..... \$1,500,000 Total assets..... 143,685,519 Ontario business in force (gross)... 115,878,067 Total business in force (gross).... 531,691,511	PREMIUMS WRITTEN—CLAIMS INCURRED Premiums—Ontario (net)..... \$3,291,410 Premiums—Total business (net).. 21,336,082 Death Claims—Ontario (net).... 798,257 Death Claims—Total business (net) 4,167,712
---	--

## MARINE INSURANCE COMPANY, LIMITED\*

HEAD OFFICE, LONDON, ENGLAND

Principal Office in Canada, Montreal, Que.

*Manager or Chief Executive Officer in Canada.*—Alfred Powis, Jr., Royal Bank Bldg., Montreal.  
*Chief or General Agent in Ontario.*—W. Rae Blight, 22 Toronto St., Toronto.

*Date of Organization.*—January, 1881. *Date commenced business in Canada.*—Dec. 14, 1896.

Capital stock paid in cash..... £1,000,000 Assets in Canada..... \$319,881 Liabilities in Canada..... 43,632	PREMIUMS WRITTEN—CLAIMS INCURRED Premiums—Ontario (net)..... \$25,384 Premiums—Canada (net)..... 113,926 Claims—Ontario (net)..... 18,692 Claims—Canada (net)..... 72,439
--	---

## MARYLAND CASUALTY COMPANY\*

HEAD OFFICE, BALTIMORE, MD.

Principal Office in Canada, Montreal, Que.

*Manager or Chief Executive Officer in Canada.*—Robt. Hampson, Montreal.

*Chief or General Agent in Ontario.*—J. W. Smith, 54 Adelaide St. East, Toronto.

*Date of Incorporation.*—March, 1898. *Date commenced business in Canada.*—May 12, 1903.

Capital stock paid in cash..... \$2,799,143 Assets in Canada..... 556,307 Liabilities in Canada..... 256,347	PREMIUMS WRITTEN—CLAIMS INCURRED Premiums—Ontario (net)..... \$75,162 Premiums—Canada (net)..... 226,883 Claims—Ontario (net)..... 26,285 Claims—Canada (net)..... 71,407
--	---

## MARYLAND INSURANCE COMPANY\*

HEAD OFFICE, NEW YORK, N.Y.

Principal Office in Canada, Montreal, Que.

*Manager or Chief Executive Officer in Canada.*—W. E. Baldwin, 465 St. John St., Montreal.  
*Chief or General Agent in Ontario.*—Willis Faber and Company of Ontario, Ltd., 36 Toronto St., Toronto.

*Date of Incorporation.*—1910. *Date commenced business in Canada.*—September 5, 1925.

Capital stock paid in cash..... \$1,000,000 Assets in Canada..... 215,512 Liabilities in Canada..... 67,606	PREMIUMS WRITTEN—CLAIMS INCURRED Premiums—Ontario (net)..... \$6,255 Premiums—Canada (net)..... 73,685 Claims—Ontario (net)..... 1,121 Claims—Canada (net)..... 36,056
---	--

## THE MERCANTILE FIRE INSURANCE COMPANY\*

HEAD OFFICE, TORONTO, ONT.

*Officers.*—President and Managing Director, W. R. Houghton, Toronto; Secretary, P. L. Waylett, Toronto.

*Directors.*—A. S. Booth, Montreal; C. M. Horswell, Toronto; W. R. Houghton, Toronto; Alfred Wright, Toronto; Joseph Walmesley, Toronto.

*Date of Incorporation.*—1874. *Date commenced business in Canada.*—November 1, 1875.

Capital stock paid in cash..... \$100,000 Total assets..... 693,962 Total liabilities..... 114,171 Surplus protection of policyholders. 579,791	PREMIUMS WRITTEN—CLAIMS INCURRED Premiums—Ontario (net)..... \$53,349 Premiums—Total business (net).. 117,117 Claims—Ontario (net)..... 24,702 Claims—Total business (net).... 44,063
--	---

\*See note on page 1.

## MERCHANTS CASUALTY INSURANCE COMPANY\*

HEAD OFFICE, WATERLOO, ONT.

*Officers.*—President, E. F. Seagram, Waterloo; Vice-President, J. C. Haight, K.C., Waterloo; General Manager, R. E. Patterson, Waterloo.

*Directors.*—Thos. W. Seagram, Waterloo; William Henderson, Waterloo; J. A. Martin, Kitchener; E. M. Arnold, Elmira; W. G. Weichel, Waterloo; P. V. Wilson, Waterloo; W. J. Stevenson; R. E. Patterson.

*Date of Incorporation.*—1924. *Date commenced business in Canada.*—December 17, 1925.

Capital stock paid in cash.....	\$146,400	PREMIUMS WRITTEN—CLAIMS INCURRED	
Total assets.....	207,153	Premiums—Ontario (net).....	\$190,989
Total liabilities.....	158,695	Premiums—Total business (net)..	284,389
Surplus protection of policyholders.	48,458	Claims—Ontario (net).....	110,613
		Claims—Total business (net)....	181,005

## MERCHANTS FIRE ASSURANCE CORPORATION\*

HEAD OFFICE, NEW YORK, N.Y.

Principal Office in Canada, Toronto, Ont.

*Manager or Chief Executive Officer in Canada.*—H. Begg, Toronto.

*Chief or General Agent in Ontario.*—H. Begg, 14-24 Toronto St., Toronto.

*Date of Incorporation.*—1910. *Date commenced business in Canada.*—December 26, 1917.

Capital stock paid in cash.....	\$2,500,000	PREMIUMS WRITTEN—CLAIMS INCURRED	
Assets in Canada.....	357,123	Premiums—Ontario (net).....	\$72,142
Liabilities in Canada.....	143,239	Premiums—Canada (net).....	183,539
		Claims—Ontario (net).....	17,684
		Claims—Canada (net).....	53,776

## MERCHANTS FIRE INSURANCE COMPANY

HEAD OFFICE, TORONTO, ONT.

*Incorporated.*—1898. *Date commenced business.*—January 31, 1898.

*Officers.*—President, W. R. Houghton; Acting Secretary, Charles M. Horswell; Manager, Charles M. Horswell.

*Directors (as at date of filing statement).*—C. M. Horswell, W. R. Houghton, Joseph Walmsley, Alfred Wright.

*Auditors.*—Rutherford Williamson, F.C.A., and Harold A. Shiach, F.C.A.

## Statement for Year Ending 31st December, 1936

## Capital Stock

	Amount Subscribed for	Amount Paid in Cash
Amount of capital stock authorized, \$500,000.		
Number of shares, 10,000. Par value, \$50.		
Capital stock at beginning of year.....	\$300,000 00	\$150,000 00
Capital stock at end of year.....	\$300,000 00	\$150,000 00

## Premium on Capital Stock

Total amount paid as premium on capital stock at beginning of year.....	\$150,000 00
Total amount paid to December 31, 1936.....	\$150,000 00

## Balance Sheet—Assets

Book value of real estate, office premises.....	\$100,000 00
Mortgage loans on real estate, first mortgages.....	13,000 00
Amortized book value of bonds, debentures and debenture stocks owned:	
Not in default.....	\$476,347 48
In default.....	82,705 83
	559,053 31
Cash on hand and in banks:	
On hand at Head Office.....	\$497 04
In chartered banks of Canada in Canada.....	12,329 48
In all other banks and depositories.....	56,583 40
	69,409 92
Interest accrued.....	\$6,344 68
Rents due.....	8 00
	6,352 68
Agents' balances and premiums uncollected:	
Written on or after October 1, 1936.....	\$11,585 40
Premiums due from reinsuring companies:	
Written on or after October 1, 1936.....	2,076 13
	13,661 53
Total Admitted Assets.....	\$761,477 44

\*See note on page 1.

## Balance Sheet—Liabilities

	In Canada	Total Liabilities
Total provision for unpaid claims.....	\$4,865 00	\$4,865 00
Total net reserve, \$159,898.88; carried out at 80% thereof.....	127,919 10	127,919 10
Expenses due and accrued.....		1,600 00
Taxes due and accrued.....		9,423 47
Reinsurance premiums.....		309 26
Return premiums and balances due agents.....		120 10
Reserve for depreciation of Head Office building.....		6,000 00
Total Liabilities (excluding capital stock).....		\$150,236 93
Capital stock paid in cash.....	\$150,000 00	
Surplus in profit and loss account.....	461,240 51	
Excess of assets over liabilities (surplus for protection of policyholders).....		611,240 51
Total Liabilities.....		\$761,477 44

## Profit and Loss Account

	In Canada	All Business
Net premiums written.....	\$155,741 67	\$155,741 67
Reserve of unearned premiums (80%):		
At beginning of year.....	\$133,665 74	\$133,665 74
At end of year.....	127,919 10	127,919 10
Decrease.....	\$5,746 64	\$5,746 64
Net premiums earned.....	\$161,488 31	\$161,488 31
Net losses and claims incurred.....	\$51,292 78	\$51,292 78
Net adjustment expenses.....	3,449 76	3,449 76
Commissions.....	37,768 32	37,768 32
Taxes (excluding taxes on real estate).....	12,905 83	12,905 83
Salaries, fees and travelling expenses.....	28,746 42	28,746 42
All other expenses.....		15,426 87
Total claims and expenses.....		\$149,589 98
Underwriting profit.....		\$11,898 33
Other revenue:		
Interest earned:		
Cash and accruals.....	\$32,457 60	
Adjustment by amortization.....	433 50	
	\$32,891 10	
Rents earned.....	1,480 38	
Decrease in deficiency of market under book value of securities.....	4,462 20	
Endorsement fees.....	5 00	
		38,838 68
Other expenditure:		
Increase in reserve for mortgage interest in arrears.....	\$7 50	
Increase in reserve for depreciation of Head Office building.....	3,000 00	
		3,007 50
Net Profit for the Year.....		\$47,729 51

## Surplus for Protection of Policyholders

Surplus of assets over liabilities (excluding capital stock from liabilities) at beginning of year.....	\$610,948 12
Net profit for the year brought down.....	47,729 51
	\$658,677 63
Dividends declared to shareholders.....	45,000 00
	\$613,677 63
Deduct increase in unadmitted ledger assets.....	2,437 12
Surplus of Assets over Liabilities (excluding capital stock from liabilities) at End of Year.....	\$611,240 51

## Summary of Risks—Fire

	In Ontario	Elsewhere	Total
Gross in force, December 31, 1935.....	\$52,222,207	\$81,225	\$52,303,432
Taken in 1936, new and renewed.....	29,820,554	193,419	30,013,973
Totals.....	\$82,042,761	\$274,644	\$82,317,405
Ceased in 1936, including renewed.....	31,875,567	79,113	31,954,680
Gross in force, December 31, 1936.....	\$50,167,194	\$195,531	\$50,362,725
Reinsurance in force, December 31, 1936.....	4,117,982	46,054	4,164,036
Net in Force, December 31, 1936.....	\$46,049,212	\$149,477	\$46,198,689



## Exhibit of Premiums

Class of Insurance	Gross in Force, Dec. 31, 1935		Taken in 1936, Including Renewed		Ceased in 1936		Gross in Force, Dec. 31, 1936		Reinsurance in Force, Dec. 31, 1936		Net in Force, Dec. 31, 1936	
	\$	c.	\$	c.	\$	c.	\$	c.	\$	c.	\$	c.
Fire:												
Ontario . . . . .	332,338	67	172,316	89	188,180	98	316,474	58	5,787	83	310,686	75
Elsewhere . . . . .	153	50	432	21	206	16	379	55	96	03	283	52
Totals . . . . .	332,492	17	172,749	10	188,387	14	316,854	13	5,883	86	310,970	27
Automobile:												
Ontario . . . . .	7,712	55	18,080	22	8,959	44	16,833	33	137	13	16,696	20
Elsewhere . . . . .												
Totals . . . . .	7,712	55	18,080	22	8,959	44	16,833	33	137	13	16,696	20
Sprinkler Leakage:												
Ontario . . . . .	188	04	206	68	205	01	189	71			189	71
Elsewhere . . . . .												
Totals . . . . .	188	04	206	68	205	01	189	71			189	71
Weather:												
Ontario . . . . .	78	89	362	85	99	56	342	18			342	18
Elsewhere . . . . .												
Totals . . . . .	78	89	362	85	99	56	342	18			342	18
Explosion:												
Ontario . . . . .			32	12	50		31	62			31	62
Elsewhere . . . . .												
Totals . . . . .			32	12	50		31	62			31	62
All Business:												
Ontario . . . . .	340,318	15	190,998	76	197,445	49	333,871	42	5,924	96	327,946	46
Elsewhere . . . . .	153	50	432	21	206	16	379	55	96	03	283	52
Totals . . . . .	340,471	65	191,430	97	197,651	65	334,250	97	6,020	99	328,229	98

## Schedule "D"

## Bonds and Debentures Owned by the Company (not in default)

	Par Value	Book Value
Dominion of Canada, 5%, 1941 . . . . .	\$25,000 00	\$24,863 69
Dominion of Canada, 4½%, 1958 . . . . .	20,000 00	20,000 00
Dominion of Canada, 4½%, 1959 . . . . .	12,000 00	11,664 78
Province of Ontario, 4½%, 1965 . . . . .	4,000 00	4,302 68
Hydro-Electric Power Comm. of Ontario, 6%, 1940 . . . . .	10,000 00	10,395 19
Province of Quebec, 4¼%, 1958 . . . . .	9,000 00	9,956 86
Province of Saskatchewan, 4%, 1954 . . . . .	55,000 00	47,057 03
Village of Acton, 6%, 1937 . . . . .	1,000 00	990 77
Village of Alexandria, 6%, 1937-39 . . . . .	2,272 19	2,298 40
Town of Brampton, 6½%, 1948 . . . . .	4,314 23	4,314 23
City of Edmonton, 5½%, 1945 . . . . .	50,000 00	50,069 23
Village of Embro, 6%, 1937-39 . . . . .	1,747 86	1,747 86
City of Port William, 4%, 1947 . . . . .	25,000 00	24,562 50
Town of Hanover, 6%, 1937-38 . . . . .	4,523 88	4,523 88
Town of Hespeler, 6%, 1937-40 . . . . .	2,321 93	2,278 20
Township of King, 6%, 1937-39 . . . . .	349 56	349 56
City of Kingston, 5½%, 1949 . . . . .	2,000 00	1,912 93
Town of Lakefield, 6½%, 1947-49 . . . . .	4,379 58	4,290 43
Town of Listowel, 6%, 1937-38 . . . . .	2,714 33	2,737 30
City of London, 5%, 1944 . . . . .	4,000 00	3,741 50
Village of Merrickville, 6%, 1939 . . . . .	987 03	971 85
Town of Milton, 6%, 1947-48 . . . . .	5,695 03	5,455 28
City of Oshawa, 6%, 1948-50 . . . . .	6,796 72	6,501 28
County of Peel, 5%, 1941 . . . . .	3,371 63	3,255 72
City of Port Arthur, 5%, 1959 . . . . .	15,000 00	14,751 31
City of Port Arthur, 5%, 1937 . . . . .	3,000 00	2,977 00
Village of Port Credit, 6%, 1937 . . . . .	1,217 00	1,227 70
City of Sarnia, 5½%, 1938 . . . . .	3,759 09	3,723 92
City of Toronto, 6%, 1944 . . . . .	25,000 00	26,467 59
City of Toronto, 5%, 1953 . . . . .	25,000 00	25,139 75
City of Toronto, 4½%, 1948 . . . . .	2,410 00	2,268 34
City of Toronto, 4½%, 1945 . . . . .	1,000 00	901 24
Town of Trenton, 5½%, 1939 . . . . .	2,379 51	2,379 51
Village of Waterdown, 5½%, 1939 . . . . .	3,000 00	3,008 24
Town of Waterloo, 6%, 1937 . . . . .	6,560 54	6,528 63
Town of Wingham, 6½%, 1937-51 . . . . .	5,328 19	5,328 19
City of Woodstock, 5½%, 1947 . . . . .	5,000 00	4,952 64
Canada Permanent Mtge. Corp., 4%, 1939 . . . . .	10,000 00	10,000 00
Credit Foncier Franco-Canadien, 5%, 1945 . . . . .	25,000 00	24,199 71
The Imperial Trusts Co., G.I.R., 5%, 1939 . . . . .	2,500 00	2,500 00
McCull-Fontenac Oil Co., Ltd., 6%, 1949 . . . . .	25,000 00	25,914 77
Ontario Loan & Debenture Co., 4¼%, 1939 . . . . .	10,000 00	10,000 00
Trusts & Guarantee Co., Ltd., 5%, 1939 . . . . .	2,500 00	2,500 00

## Schedule "D"—Continued

## Bonds and Debentures Owned by the Company (not in default)

	Par Value	Book Value
Grand Trunk Pacific Railway, 3%, 1962.....	\$9,720 00	\$6,409 38
Hydro-Electric Power Comm. of Ontario, 4%, 1957.....	5,000 00	3,756 50
Town of Kenora, 5%, 1940.....	3,000 00	3,000 00
City of Kingston, 6%, 1937.....	700 00	700 00
City of Kitchener, 6%, 1937.....	5,000 00	4,975 81
City of Sault Ste. Marie, 5%, 1943.....	2,000 00	1,945 97
City of Toronto, 3½%, 1945 (Sterling).....	4,866 67	4,866 67
City of Toronto, 3½%, 1944 (Sterling).....	5,353 33	5,353 33
City of Toronto, 4½%, 1953.....	1,000 00	1,000 00
Town of Weyburn, 5%, 1949.....	500 00	500 00
Harbour Commissioners of the City of Toronto, 4½%, 1953.....	24,000 00	20,830 13
Totals.....	<u>\$491,263 36</u>	<u>\$476,347 48</u>

## Bonds and Debentures Owned by the Company (in default)

	Par Value	Book Value	Market Value
Township of Etobicoke, 5%, 1933-36.....	\$472 75	\$457 00	\$425 47
Township of Etobicoke, 5%, 1937-59.....	5,523 55	5,339 62	4,971 19
Township of Etobicoke, 5½%, 1946-50.....	20,080 32	21,030 12	18,072 29
Township of Etobicoke, 5½%, 1945-51.....	20,382 99	20,864 03	18,344 69
Town of Leamington, 6%, 1948.....	3,329 06	3,158 26	2,496 80
Town of Midland, 6%, 1939.....	2,467 49	2,467 49	1,603 87
Town of Mimico, 6½%, 1949-50.....	2,000 00	1,931 93	1,600 00
City of Niagara Falls, Ont., 5%, 1944-49.....	4,997 98	4,647 37	4,498 20
Town of Riverside, R. C. S. S., 5½%, 1936-47.....	14,002 72	13,967 71	3,500 68
Town of Thorold, 5%, 1934.....	1,000 00	896 44	650 00
Town of Walkerville, 4½%, 1942-43.....	5,000 00	5,000 00	4,250 00
City of Windsor, 5%, 1937.....	3,056 85	2,981 35	2,292 64
Township of York, 5%, 1956-57.....	25,000 00	16,750 00	20,000 00
Totals.....	<u>\$107,313 71</u>	<u>\$99,491 32</u>	<u>\$82,705 83</u>

## MERCHANTS AND MANUFACTURERS FIRE INSURANCE COMPANY\*

HEAD OFFICE, NEW YORK, N. Y.

Principal Office in Canada, Montreal, Que.

Manager or Chief Executive Officer in Canada.—Corroon & Reynolds Canada, Inc., 276 St. James St., Montreal.

Chief or General Agent in Ontario.—C. M. Henderson, Metropolitan Bldg., Toronto.

Date of Incorporation.—1849. Date commenced business in Canada.—1928.

		PREMIUMS WRITTEN—LOSSES INCURRED
Capital stock paid in cash.....	\$1,000,000	Premiums—Ontario (net)..... \$63,759
Assets in Canada.....	245,119	Premiums—Canada (net)..... 193,801
Liabilities in Canada.....	125,949	Claims—Ontario (net)..... 17,154
		Claims—Canada (net)..... 67,132

## THE MERCHANTS MARINE INSURANCE COMPANY, LIMITED\*

HEAD OFFICE, LONDON, ENGLAND

Principal Office in Canada, Montreal, Que.

Manager or Chief Executive Officer in Canada.—John Jenkins, Insurance Exchange Bldg., Montreal.

Chief or General Agent in Ontario.—John Fanning, Canada Life Bldg., Toronto.

Date of Incorporation.—1871. Date commenced business in Canada.—January 1, 1921.

		PREMIUMS WRITTEN—CLAIMS INCURRED
Capital stock paid in cash.....	£237,500	Premiums—Ontario (net)..... \$49,767
Assets in Canada.....	\$267,316	Premiums—Canada (net)..... 188,478
Liabilities in Canada.....	145,515	Claims—Ontario (net)..... 9,935
		Claims—Canada (net)..... 53,613

\*See note on page 1.

**MERCURY INSURANCE COMPANY\***

HEAD OFFICE, ST. PAUL, MINN.

Principal Office in Canada, Winnipeg, Man.

*Manager or Chief Executive Officer in Canada.*—P. A. Codere, Winnipeg.*Chief or General Agent in Ontario.*—Geo. A. Sherritt, 36 Toronto St., Toronto.*Date of Incorporation.*—April 18, 1925. *Date commenced business in Canada.*—April 3, 1928.

Capital stock paid in cash.....	\$1,000,000	PREMIUMS WRITTEN—CLAIMS INCURRED	
Assets in Canada.....	210,318	Premiums—Ontario (net).....	\$124,358
Liabilities in Canada.....	68,085	Premiums—Canada (net).....	83,597
		Claims—Ontario (net).....	2,187
		Claims—Canada (net).....	18,745

**THE METROPOLITAN CASUALTY INSURANCE COMPANY OF NEW YORK\***

HEAD OFFICE, NEW YORK, N.Y.

Principal Office in Canada, Toronto, Ont.

*Manager or Chief Executive Officer in Canada.*—R. H. L. Massie, Toronto.*Chief or General Agent in Ontario.*—R. H. L. Massie, 465 Bay St., Toronto.*Date of Incorporation.*—1874. *Date commenced business in Canada.*—1925.

Capital stock paid in cash.....	\$1,000,000	PREMIUMS WRITTEN—CLAIMS INCURRED	
Assets in Canada.....	531,597	Premiums—Ontario (net).....	\$124,358
Liabilities in Canada.....	191,687	Premiums—Canada (net).....	187,600
		Claims—Ontario (net).....	97,514
		Claims—Canada (net).....	133,269

**MICHIGAN FIRE AND MARINE INSURANCE COMPANY\***

HEAD OFFICE, DETROIT, MICH.

Principal Office in Canada, Montreal, Que.

*Manager or Chief Executive Officer in Canada.*—W. E. Findlay, 460 St. John St., Montreal.*Chief or General Agent in Ontario.*—C. H. Harvey, Metropolitan Bldg., Toronto.*Date of Incorporation.*—1880. *Date commenced business in Canada.*—1930.

Capital stock paid in cash.....	\$1,000,000	PREMIUMS WRITTEN—CLAIMS INCURRED	
Assets in Canada.....	262,185	Premiums—Ontario (net).....	\$7,277
Liabilities in Canada.....	46,040	Premiums—Canada (net).....	31,675
		Claims—Ontario (net).....	3,148
		Claims—Canada (net).....	12,865

**THE MONARCH LIFE ASSURANCE COMPANY\***

HEAD OFFICE, WINNIPEG, MAN.

*Officers.*—President, E. J. Tarr, Winnipeg; Vice-President, W. L. Parrish, Winnipeg.*Directors.*—W. L. Parrish, Winnipeg; A. O. Marrin, Winnipeg; E. J. Tarr, Winnipeg; R. J. Gourley, Winnipeg; Geo. H. Stewart, Winnipeg; W. A. Matheson, Winnipeg; J. A. Flanders, Winnipeg; W. Trevor Gwyn, Winnipeg; D. H. Hudson, Winnipeg.*Chief or General Agent in Ontario.*—A. B. Johnston, Toronto.*Date of Incorporation.*—July 18, 1904. *Date commenced business in Canada.*—July 4, 1906.

Capital stock paid in cash.....	\$100,740	PREMIUMS WRITTEN—CLAIMS INCURRED	
Total assets.....	12,634,807	Premiums—Ontario (net).....	\$364,487
Ontario business in force (gross)...	13,090,044	Premiums—Total business (net)...	1,687,111
Total business in force (gross).....	55,886,523	Death Claims—Ontario (net).....	41,269
		Death Claims—Total business (net)	222,346

**MONTREAL LIFE INSURANCE COMPANY\***

HEAD OFFICE, MONTREAL, QUE.

*Officers.*—President and Manager, Arthur P. Earle, A.I.A., A.A.S., Montreal; Vice-Presidents, C. E. Sanders, Montreal, J. V. B. Desaulniers.*Directors.*—Jas. W. Pyke, Montreal; C. G. Greenshields, K.C., Montreal; Dr. H. Cypriot; S. W. Jacobs, K.C., Montreal; F. W. Fairman, Montreal; Hon. R. O. Grothe, Hon. J. P. B. Casgrain, Montreal; Lyon Cohen, Montreal; J. V. Desaulniers, Montreal; Arthur P. Earle, Montreal; William Penman, London, England; C. H. Falloon, London, England; C. E. Sanders, Montreal; Rene Redmond, Montreal; Wm. S. Walton, Toronto.*Chief or General Agent in Ontario.*—A. H. Beaton, K.C., Royal Bank Bldg., Toronto.*Date of Incorporation.*—June 16, 1908. *Date commenced business in Canada.*—May 26, 1910.

Capital stock paid in cash.....	\$250,000	PREMIUMS WRITTEN—CLAIMS INCURRED	
Total assets.....	6,190,816	Premiums—Ontario (net).....	\$311,846
Ontario business in force (gross)...	8,306,878	Premiums—Total business (net)...	1,164,186
Total business in force (gross).....	40,010,323	Death Claims—Ontario (net).....	58,199
		Death Claims—Total business (net)	217,375

\*See note on page 1.

## THE MOTOR UNION INSURANCE COMPANY, LIMITED\*

HEAD OFFICE, LONDON, ENGLAND

Principal Office in Canada, Montreal, Que.

*Manager or Chief Executive Officer in Canada.*—Charles Stuart Malcolm, Royal Exchange Bldg., Montreal.

*Chief or General Agent in Ontario.*—H. B. Rowe, 100 Adelaide St. W., Toronto.

*Date of Incorporation.*—1906. *Date commenced business in Canada.*—May 30, 1909.

		PREMIUMS WRITTEN—CLAIMS INCURRED	
Capital stock paid in cash.....	£374,543	Premiums—Ontario (net).....	\$39,782
Assets in Canada.....	\$341,366	Premiums—Canada (net).....	114,483
Liabilities in Canada.....	86,273	Claims—Ontario (net).....	5,180
		Claims—Canada (net).....	21,487

## MUTUAL LIFE & CITIZENS ASSURANCE COMPANY, LIMITED\*

HEAD OFFICE, SYDNEY, N.S.W., AUSTRALIA

Principal Office in Canada, Montreal, Que.

*Manager or Chief Executive Officer in Canada.*—Joseph P. Moore, Montreal.

*Chief or General Agent in Ontario.*—The Royal Trust Company, 59 Yonge St., Toronto.

*Date of Incorporation.*—Dec. 31, 1886. *Date commenced business in Canada.*—Aug. 11, 1913.

		PREMIUMS WRITTEN—CLAIMS INCURRED	
Capital stock paid in cash.....	\$973,333	Premiums—Ontario (net).....	\$296,851
Assets in Canada.....	8,377,055	Premiums—Canada (net).....	975,776
Ontario business in force (gross)...	8,062,659	Death Claims—Ontario (net)....	35,958
Canadian business in force (gross)...	30,751,235	Death Claims—Canada (net)....	150,503

## NATIONAL-BEN FRANKLIN FIRE INSURANCE COMPANY\*

HEAD OFFICE, PITTSBURGH, PA

Principal Office in Canada, Toronto, Ont.

*Manager or Chief Executive Officer in Canada.*—R. H. L. Massie, Toronto.

*Chief or General Agent in Ontario.*—R. H. L. Massie, 465 Bay St., Toronto.

*Date of Incorporation.*—Dec. 28, 1910. *Date commenced business in Canada.*—May 23, 1914.

		PREMIUMS WRITTEN—CLAIMS INCURRED	
Capital stock paid in cash.....	\$1,000,000	Premiums—Ontario (net).....	\$78,972
Assets in Canada.....	483,956	Premiums—Canada (net).....	150,541
Liabilities in Canada.....	128,989	Claims—Ontario (net).....	26,391
		Claims—Canada (net).....	54,806

## NATIONAL FIRE INSURANCE COMPANY OF HARTFORD\*

HEAD OFFICE, HARTFORD, CONN.

Principal Office in Canada, Toronto, Ont.

*Manager or Chief Executive Officer in Canada.*—Chas. C. Hall, Toronto.

*Chief or General Agent in Ontario.*—Chas. C. Hall, 54 Adelaide St. E., Toronto.

*Date of Incorporation.*—May, 1869. *Date commenced business in Canada.*—August 3, 1908.

		PREMIUMS WRITTEN—CLAIMS INCURRED	
Capital stock paid in cash.....	\$5,000,000	Premiums—Ontario (net).....	\$54,248
Assets in Canada.....	477,949	Premiums—Canada (net).....	253,341
Liabilities in Canada.....	175,090	Claims—Ontario (net).....	14,530
		Claims—Canada (net).....	91,938

## NATIONAL LIBERTY INSURANCE COMPANY OF AMERICA\*

HEAD OFFICE, NEW YORK, N.Y.

Principal Office in Canada, Montreal, Que.

*Manager or Chief Executive Officer in Canada.*—Fred W. Evans, Montreal.

*Chief or General Agent in Ontario.*—A. M. M. Kirkpatrick, 15 Toronto St., Toronto.

*Date of Incorporation.*—February, 1859. *Date commenced business in Canada.*—August, 1930.

		PREMIUMS WRITTEN—CLAIMS INCURRED	
Capital stock paid in cash.....	\$4,000,000	†Premiums—Ontario (net).....	\$6,792
Assets in Canada.....	424,472	†Premiums—Canada (net).....	Nil
Liabilities in Canada.....	Nil	†Claims—Ontario (net).....	5,629
		†Claims—Canada (net).....	Nil

\*See note on page 1.

†Included in Home Insurance Company figures

**THE NATIONAL LIFE ASSURANCE COMPANY OF CANADA\***

HEAD OFFICE, TORONTO, ONT.

*Officers.*—President and Managing Director, H. R. Bain, Toronto; Vice-President, Robt. Fennell, K.C., Toronto.

*Directors.*—H. R. Bain, Toronto; Fraser D. Reid, Toronto; Robt. Fennell, K.C., Toronto; Denton Massey, M.P., Toronto; Col. The Hon. Herbert A. Bruce, M.D., Toronto; The Hon. Eric Werge Hamber, Victoria; The Hon. David O. L'Esperance, Quebec; Allan A. Aitken, Montreal.

*Date of Incorporation.*—June 29, 1897. *Date commenced business in Canada.*—June 23, 1899.

Capital stock paid in cash.....	\$250,000
Total assets.....	12,035,660
Ontario business in force (gross)...	16,075,586
Total business in force (gross).....	56,324,406

PREMIUMS WRITTEN—CLAIMS INCURRED	
Premiums—Ontario (net).....	\$477,548
Premiums—Total business (net)...	1,597,270
Death Claims—Ontario (net).....	147,485
Death Claims—Total business (net)	318,030

**THE NATIONAL-LIVERPOOL INSURANCE COMPANY\***

HEAD OFFICE, MONTREAL, QUE.

*Officers.*—President, R. Forster Smith, Montreal; Vice-President, P. M. May, Montreal; Manager and Secretary, H. Churchill-Smith, Montreal.

*Directors.*—F. J. Williams, Liverpool, Eng.; J. D. Simpson, Liverpool, Eng.; J. Theodore LeClerc, Montreal; F. E. Meredith, K.C., Montreal; Lt.-Col. Herbert Molson, Montreal; Hon. L. A. Taschereau, Quebec; H. Churchill-Smith, Montreal; Arthur B. Purvis, Montreal; R. Forster Smith, Montreal.

*Chief or General Agent in Ontario.*—F. S. McDermott, Metropolitan Bldg., Toronto.

*Date of Incorporation.*—1929. *Date commenced business in Ontario.*—January 1, 1930.

Capital stock paid in cash.....	\$200,000
Assets in Canada.....	414,086
Liabilities in Canada.....	100,980
Surplus protection of policyholders.	313,106

PREMIUMS WRITTEN—CLAIMS INCURRED	
Premiums—Ontario (net).....	\$31,945
Premiums—Canada (net).....	94,791
Claims—Ontario (net).....	9,562
Claims—Canada (net).....	35,061

**NATIONAL PROVINCIAL INSURANCE COMPANY, LIMITED\***

HEAD OFFICE, LONDON, ENGLAND

Principal Office in Canada, Montreal, Que.

*Manager or Chief Executive Officer in Canada.*—C. Stuart Malcolm, Royal Exchange Bldg., Montreal.

*Chief or General Agent in Ontario.*—H. B. Rowe, Concourse Bldg., Toronto.

*Date of Incorporation.*—1885. *Date commenced business in Canada.*—April 4, 1907.

Capital stock paid in cash.....	£20,525
Assets in Canada.....	\$296,711
Liabilities in Canada.....	103,892

PREMIUMS WRITTEN—CLAIMS INCURRED	
Premiums—Ontario (net).....	\$25,812
Premiums—Canada (net).....	112,488
Claims—Ontario (net).....	17,739
Claims—Canada (net).....	44,656

**NATIONAL SECURITY FIRE INSURANCE COMPANY\***

HEAD OFFICE, OMAHA, NEBRASKA

Principal Office in Canada, 100 Adelaide St. W., Toronto, Ont.

*Manager or Chief Executive Officer in Canada.*—H. C. Mills, 100 Adelaide St. W., Toronto.

*Chief or General Agent in Ontario.*—H. C. Mills, 100 Adelaide St. W., Toronto.

*Date of Incorporation.*—Sept. 12, 1914. *Date commenced business in Canada.*—June 10, 1936.

Capital stock paid in cash.....	\$1,000,000
Assets in Canada.....	113,366
Liabilities in Canada.....	3,198

PREMIUMS WRITTEN—CLAIMS INCURRED	
Premiums—Ontario (net).....	\$3,859
Premiums—Canada (net).....	5,491
Claims—Ontario (net).....	83
Claims—Canada (net).....	83

**NATIONAL SURETY CORPORATION\***

HEAD OFFICE, NEW YORK, N.Y.

Principal Office in Canada, Montreal, Que.

*Manager or Chief Executive Officer in Canada.*—Chas. H. Allen, Montreal.

*Chief or General Agent in Ontario.*—Reed, Shaw & McNaught, 64 Wellington St. W., Toronto.

*Date of Incorporation.*—Feb. 24, 1897. *Date commenced business in Canada.*—Nov. 30, 1911.

Capital stock paid in cash.....	\$2,500,000
Assets in Canada.....	264,253
Liabilities in Canada.....	106,381

PREMIUMS WRITTEN—CLAIMS INCURRED	
Premiums—Ontario (net).....	\$23,859
Premiums—Canada (net).....	50,554
Claims—Ontario (net).....	13,475
Claims—Canada (net).....	73,770

\*See note on page 1.

### NATIONAL UNION FIRE INSURANCE COMPANY\*

HEAD OFFICE, PITTSBURGH, PA.

Principal Office in Canada, Toronto, Ont.

*Manager or Chief Executive Officer in Canada.*—Arthur Tucker, Metropolitan Bldg., Toronto.

*Chief or General Agent in Ontario.*—Arthur Tucker, Metropolitan Bldg., Toronto.

*Date of Incorporation.*—Feb. 14, 1901. *Date commenced business in Canada.*—April 17, 1910.

Capital stock paid in cash.....	\$1,100,000	PREMIUMS WRITTEN—CLAIMS INCURRED	
Assets in Canada.....	346,094	Premiums—Ontario (net).....	\$89,275
Liabilities in Canada.....	93,624	Premiums—Canada (net).....	139,650
		Claims—Ontario (net).....	28,793
		Claims—Canada (net).....	68,276

### NATIONALE FIRE INSURANCE COMPANY OF PARIS, FRANCE\*

HEAD OFFICE, PARIS, FRANCE

Principal Office in Canada, Montreal, Que.

*Manager or Chief Executive Officer in Canada.*—J. A. Blondeau, Montreal.

*Chief or General Agent in Ontario.*—Grover D. Leyland, Metropolitan Bldg., Toronto.

*Date of Organization.*—1820. *Date commenced business in Canada.*—February 13, 1914.

Capital stock paid in cash....	Fres. 12,500,000	PREMIUMS WRITTEN—CLAIMS INCURRED	
Assets in Canada.....	\$875,414	Premiums—Ontario (net).....	\$103,142
Liabilities in Canada.....	385,988	Premiums—Canada (net).....	427,740
		Claims—Ontario (net).....	41,708
		Claims—Canada (net).....	152,751

### NEWARK FIRE INSURANCE COMPANY\*

HEAD OFFICE, NEWARK, N.J.

Principal Office in Canada, Montreal, Que.

*Manager or Chief Executive Officer in Canada.*—Allan F. Glover, Montreal.

*Chief or General Agent in Ontario.*—P. J. Quinn, 29 Wellington St. East, Toronto.

*Date of Incorporation.*—1811. *Date commenced business in Canada.*—March 7, 1912.

Capital stock paid in cash.....	\$2,000,000	PREMIUMS WRITTEN—CLAIMS INCURRED	
Assets in Canada.....	260,853	Premiums—Ontario (net).....	\$41,144
Liabilities in Canada.....	97,508	Premiums—Canada (net).....	119,041
		Claims—Ontario (net).....	14,376
		Claims—Canada (net).....	46,974

### THE NEW BRUNSWICK FIRE INSURANCE COMPANY\*

HEAD OFFICE, NEW BRUNSWICK, N.J.

Principal Office in Canada, 414 St. James St. W., Montreal, Que.

*Manager or Chief Executive Officer in Canada.*—Fred W. Evans, 414 St. James St. W., Montreal.

*Chief or General Agent in Ontario.*—A. M. M. Kirkpatrick, 15 Toronto St., Toronto.

*Date of Incorporation.*—1826. *Date commenced business in Canada.*—1929.

Capital stock paid in cash.....	\$1,000,000	PREMIUMS WRITTEN—LOSSES INCURRED	
Assets in Canada.....	276,641	†Premiums—Ontario (net).....	\$104,511
Liabilities in Canada.....	Nil	†Premiums—Canada (net).....	Nil
		†Claims—Ontario (net).....	8,746
		†Claims—Canada (net).....	Nil

### NEW HAMPSHIRE FIRE INSURANCE COMPANY\*

HEAD OFFICE, MANCHESTER, N.H.

Principal Office in Canada, Montreal, Que.

*Manager or Chief Executive Officer in Canada.*—R. de Grandpré, Montreal.

*Chief or General Agent in Ontario.*—Geo. R. Browne, 51 Yonge St., Toronto.

*Date of Incorporation.*—1869. *Date commenced business in Canada.*—April 15, 1918.

Capital stock paid in cash.....	\$3,000,000	PREMIUMS WRITTEN—CLAIMS INCURRED	
Assets in Canada.....	326,641	Premiums—Ontario (net).....	\$36,734
Liabilities in Canada.....	123,673	Premiums—Canada (net).....	131,767
		Claims—Ontario (net).....	18,488
		Claims—Canada (net).....	58,906

\*See note on page 1.

†Included in Home Insurance Company figures.

**NEW JERSEY INSURANCE COMPANY\***

HEAD OFFICE, NEW YORK, N.Y.

Principal Office in Canada, Toronto, Ont.

*Manager or Chief Executive Officer in Canada.*—H. Begg, Toronto.*Chief or General Agent in Ontario.*—H. Begg, 14 Toronto St., Toronto.*Date of Incorporation.*—1910. *Date commenced business in Canada.*—April 6, 1918.

Capital stock paid in cash.....	\$1,000,000	PREMIUMS WRITTEN—CLAIMS INCURRED	
Assets in Canada.....	169,134	Premiums—Ontario (net).....	\$17,328
Liabilities in Canada.....	43,715	Premiums—Canada (net).....	75,096
		Claims—Ontario (net).....	6,475
		Claims—Canada (net).....	24,845

**NEW YORK FIRE INSURANCE COMPANY\***

HEAD OFFICE, NEW YORK, N.Y.

Principal Office in Canada, Montreal, Que.

*Manager or Chief Executive Officer in Canada.*—J. Marchand, 276 St. James St., Montreal.*Chief or General Agent in Ontario.*—C. M. Henderson, Metropolitan Bldg., Toronto.*Date of Incorporation.*—1865. *Date commenced business in Canada.*—November 1, 1929.

Capital stock paid in cash.....	\$1,000,000	PREMIUMS WRITTEN—CLAIMS INCURRED	
Assets in Canada.....	283,410	Premiums—Ontario (net).....	\$47,087
Liabilities in Canada.....	157,251	Premiums—Canada (net).....	188,727
		Claims—Ontario (net).....	17,417
		Claims—Canada (net).....	85,839

**NEW YORK UNDERWRITERS INSURANCE COMPANY\***

HEAD OFFICE, NEW YORK, N.Y.

Principal Office in Canada, Toronto, Ont.

*Manager or Chief Executive Officer in Canada.*—H. A. Joselin, Toronto.*Chief or General Agent in Ontario.*—H. A. Joselin, Dominion Bank Bldg., Toronto.*Date of Incorporation.*—July 24, 1925. *Date commenced business in Canada.*—Jan. 11, 1926.

Capital stock paid in cash.....	\$2,000,000	PREMIUMS WRITTEN—CLAIMS INCURRED	
Assets in Canada.....	467,934	Premiums—Ontario (net).....	\$32,057
Liabilities in Canada.....	95,719	Premiums—Canada (net).....	111,438
		Claims—Ontario (net).....	9,470
		Claims—Canada (net).....	31,772

**NIAGARA FIRE INSURANCE COMPANY\***

HEAD OFFICE, NEW YORK, N.Y.

Principal Office in Canada, Montreal, Que.

*Manager or Chief Executive Officer in Canada.*—W. E. Baldwin, Montreal.*Chief or General Agent in Ontario.*—G. S. Percy, Jr., Excelsior Life Bldg., Toronto.*Date of Incorporation.*—July, 1850. *Date commenced business in Canada.*—July 19, 1912.

Capital stock paid in cash.....	\$2,000,000	PREMIUMS WRITTEN—CLAIMS INCURRED	
Assets in Canada.....	479,752	Premiums—Ontario (net).....	\$46,938
Liabilities in Canada.....	96,160	Premiums—Canada (net).....	132,448
		Claims—Ontario (net).....	14,517
		Claims—Canada (net).....	51,874

**THE NORTH AMERICAN ACCIDENT INSURANCE COMPANY\***

HEAD OFFICE, MONTREAL, QUE.

*Officers.*—President and General Manager, J. P. Moore, Montreal; Vice-President, C. E. Harrison, Montreal.*Directors.*—M. A. Phelan, Montreal; J. H. Robertson, Montreal; W. J. Bloomfield, Sydney, Australia; A. M. Eedy, Sydney, Australia; C. E. Harrison, Montreal; J. P. Moore, Montreal; D. P. Anderson; L. A. A. Giroux, Montreal.*Chief or General Agent in Ontario.*—Royal Trust Company, Toronto.*Date of Incorporation.*—Aug. 29, 1917. *Date commenced business in Canada.*—January 1, 1918.

Capital stock paid in cash.....	\$91,133	PREMIUMS WRITTEN—CLAIMS INCURRED	
Total assets.....	575,618	Premiums—Ontario (net).....	\$21,838
Total liabilities.....	34,665	Premiums—Total business (net).....	79,771
Surplus protection of policyholders.	540,953	Claims—Ontario (net).....	9,302
		Claims—Total business (net).....	79,884

\*See note on page 1.

### NORTH BRITISH AND MERCANTILE INSURANCE COMPANY\*

HEAD OFFICE, LONDON, ENGLAND

Principal Office in Canada, Montreal, Que.

*Manager or Chief Executive Officer in Canada.*—E. J. Kay, Montreal.

*Chief or General Agent in Ontario.*—S. C. Hopkins, 26 Wellington St. East, Toronto.

*Date of Organization.*—1824. *Date commenced business in Canada.*—1862.

Capital stock paid in cash.....	£2,437,500	PREMIUMS WRITTEN—CLAIMS INCURRED	
<i>Life:</i>		<i>Life:</i>	
Assets in Canada.....	\$6,564,097	Premiums—Ontario (net).....	\$5,954
Ontario business in force (gross)...	158,849	Premiums—Canada (net).....	20,929
Canadian business in force (gross)...	714,469	Death Claims—Ontario (net)....	8,177
		Death Claims—Canada (net)....	24,915
<i>Other than Life:</i>		<i>Other than Life:</i>	
Assets in Canada.....	2,528,947	Premiums—Ontario (net).....	321,056
Total liabilities.....	713,796	Premiums—Canada (net).....	914,814
		Claims—Ontario (net).....	143,421
		Claims—Canada (net).....	356,587

### NORTH EMPIRE FIRE INSURANCE COMPANY\*

HEAD OFFICE, MONTREAL, QUE.

*Officers.*—President, J. B. Paterson, Montreal; Vice-President, C. W. C. Tyre, Montreal; Secretary, J. C. Urquhart, Toronto.

*Directors.*—J. C. Urquhart, Montreal; H. H. Smith, Winnipeg; C. A. Adamson, Winnipeg; J. B. Paterson, Montreal; C. W. C. Tyre, Montreal; Wm. Lawrie, Montreal; Geo. Weir, Toronto.

*Date of Incorporation.*—June 16, 1908. *Date commenced business in Canada.*—Aug. 12, 1909.

Capital stock paid in cash.....	\$306,030	PREMIUMS WRITTEN—CLAIMS INCURRED	
Total assets.....	348,970	Premiums—Ontario (net).....	\$34,726
Total liabilities.....	118,767	Premiums—Total business (net)..	126,700
Surplus protection of policyholders.	230,203	Claims—Ontario (net).....	11,601
		Claims—Total business (net)....	40,532

### NORTH RIVER INSURANCE COMPANY\*

HEAD OFFICE, NEW YORK, N.Y.

Principal Office in Canada, Toronto, Ont.

*Manager or Chief Executive Officer in Canada.*—Kenneth Thom, 16-22 Wellington St. East, Toronto.

*Chief or General Agent in Ontario.*—Kenneth Thom, 16-22 Wellington St. East, Toronto.

*Date of Incorporation.*—Feb. 6, 1822. *Date commenced business in Canada.*—March 20, 1926.

Capital stock paid in cash.....	\$2,000,000	PREMIUMS WRITTEN—CLAIMS INCURRED	
Assets in Canada.....	292,220	Premiums—Ontario (net).....	\$47,367
Liabilities in Canada.....	85,018	Premiums—Canada (net).....	126,273
		Claims—Ontario (net).....	5,109
		Claims—Canada (net).....	22,482

### NORTHWEST CASUALTY COMPANY\*

HEAD OFFICE, SEATTLE, WASH.

Principal Office in Canada, Vancouver, B.C.

*Manager or Chief Executive Officer in Canada.*—J. H. Constantine, Vancouver.

*Chief or General Agent in Ontario.*—D. G. McPherson, Imperial Building, Hamilton.

*Date of Incorporation.*—April 1, 1928. *Date commenced business in Canada.*—June 11, 1929.

Capital stock paid in cash.....	\$250,000	PREMIUMS WRITTEN—CLAIMS INCURRED	
Assets in Canada.....	107,737	Premiums—Ontario (net).....	\$21,505
Liabilities in Canada.....	30,573	Premiums—Canada (net).....	41,932
		Claims—Ontario (net).....	9,632
		Claims—Canada (net).....	17,532

\*See note on page 1.



**NORTH WEST FIRE INSURANCE COMPANY\***

HEAD OFFICE, WINNIPEG, MAN.

*Officers.*—President, N. J. Breen, Winnipeg; Vice-President, A. W. Chapman, Winnipeg; General Manager, John Holroyde, Montreal; Deputy Manager, H. F. Roden, Montreal.

*Directors.*—W. A. Hastings, Winnipeg; C. E. Drewry, Winnipeg; Robt. McKay, Winnipeg; N. J. Breen, Winnipeg; A. W. Chapman, Winnipeg; Thos. Bruce, Winnipeg.

*Chief or General Agent in Ontario.*—H. S. Sweatman, 12 Wellington St. East, Toronto.

*Date of Incorporation.*—1880. *Date commenced business in Canada.*—†February 6, 1912.

Capital stock paid in cash.....	\$100,000	PREMIUMS WRITTEN—CLAIMS INCURRED	
Total assets.....	516,808	Premiums—Ontario (net).....	\$20,845
Total liabilities.....	61,193	Premiums—Total business (net)..	67,949
Surplus protection of policyholders.	455,615	Claims—Ontario (net).....	8,272
		Claims—Total business (net)....	24,734

**NORTHERN ASSURANCE COMPANY, LIMITED\***

HEAD OFFICE, LONDON, ENGLAND

Principal Office in Canada, Montreal, Que.

*Manager or Chief Executive Officer in Canada.*—A. Hurry, Montreal.

*Chief or General Agent in Ontario.*—Messrs. Reed, Shaw & McNaught, 64 Wellington St. West, Toronto.

*Date of Organization.*—June 2, 1846. *Date commenced business in Canada.*—1867.

Capital stock paid in cash.....	£904,161	PREMIUMS WRITTEN—CLAIMS INCURRED	
Assets in Canada.....	\$912,963	Premiums—Ontario (net).....	\$244,808
Liabilities in Canada.....	494,634	Premiums—Canada (net).....	647,105
		Claims—Ontario (net).....	133,492
		Claims—Canada (net).....	257,628

**THE NORTHERN LIFE ASSURANCE COMPANY OF CANADA\***

HEAD OFFICE, LONDON, ONT.

*Officers.*—President, R. G. Ivey, London; Vice-President, W. E. Robinson, London; General Manager, G. W. Geddes, London.

*Directors.*—Major Gordon J. Ingram, Frank A. McCormick, James E. McConnell, John S. Moore, W. E. Robinson, Ray Lawson, S. Thompson, London; J. G. Thompson, London; R. G. Ivey, London.

*Date of Incorporation.*—July 23, 1894. *Date commenced business in Canada.*—1897.

Capital stock paid in cash.....	\$250,000	PREMIUMS WRITTEN—CLAIMS INCURRED	
Total assets.....	10,118,721	Premiums—Ontario (net).....	\$504,262
Ontario business in force (gross)...	19,248,963	Premiums—Total business (net)..	1,235,524
Total business in force (gross).....	43,789,170	Death Claims—Ontario (net).....	124,113
		Death Claims—Total business (net)	282,488

**NORTHWESTERN NATIONAL INSURANCE COMPANY\***

HEAD OFFICE, MILWAUKEE, WIS.

Principal Office in Canada, Toronto, Ont.

*Manager or Chief Executive Officer in Canada.*—R. H. L. Massie, Toronto.

*Chief or General Agent in Ontario.*—R. H. L. Massie, 465 Bay St., Toronto.

*Date of Incorporation.*—Feb. 20, 1869. *Date commenced business in Canada.*—July 31, 1911.

Capital stock paid in cash.....	\$2,000,000	PREMIUMS WRITTEN—CLAIMS INCURRED	
Assets in Canada.....	1,041,915	Premiums—Ontario (net).....	\$86,032
Liabilities in Canada.....	165,399	Premiums—Canada (net).....	166,459
		Claims—Ontario (net).....	23,094
		Claims—Canada (net).....	47,539

**NORWICH UNION FIRE INSURANCE SOCIETY, LIMITED\***

HEAD OFFICE, NORWICH, ENGLAND

Principal Office in Canada, Toronto, Ont.

*Manager or Chief Executive Officer in Canada.*—E. M. Whitley, Toronto.

*Chief or General Agent in Ontario.*—E. M. Whitley, 12 Wellington St. East, Toronto.

*Date of Organization.*—1797. *Date commenced business in Canada.*—April, 1880.

Capital stock paid in cash.....	\$5,353,333	PREMIUMS WRITTEN—CLAIMS INCURRED	
Debenture stock (Norwich and London).....	2,135,690	Premiums—Ontario (net).....	\$549,627
Assets in Canada.....	1,798,130	Premiums—Canada (net).....	1,161,572
Liabilities in Canada.....	953,528	Claims—Ontario (net).....	222,655
		Claims—Canada (net).....	517,805

\*See note on page 1.

†Prior to this date business limited under Provincial Charter to Province of Manitoba only.

### OCCIDENTAL FIRE INSURANCE COMPANY\*

HEAD OFFICE, MONTREAL, QUE.

*Officers.*—President and Manager, E. J. Kay, Montreal; Vice-President, H. M. Jacquays, Montreal.

*Directors.*—Hon. H. M. Marler, Montreal; H. M. Jacquays, Montreal; E. J. Kay, Montreal; L. Macfarlane; J. B. Woodyatt, Jr., Montreal.

*Chief or General Agent in Ontario.*—S. C. Hopkins, 26 Wellington St. East, Toronto.

*Date of Incorporation.*—1902. *Date commenced business in Canada.*—† May 5, 1909.

Capital stock paid in cash.....	\$200,000	PREMIUMS WRITTEN—CLAIMS INCURRED
Total assets.....	1,319,774	Premiums—Ontario (net).....
Total liabilities.....	229,954	Premiums—Total business (net)..
Surplus protection of policyholders.	1,319,774	Claims—Ontario (net).....
		Claims—Total business (net)....

### OCCIDENTAL LIFE INSURANCE COMPANY\*

HEAD OFFICE, LOS ANGELES, CAL.

Principal Office in Canada, London, Ont.

*Manager or Chief Executive Officer in Canada.*—J. W. Miller, London.

*Chief or General Agent in Ontario.*—J. I. Hodgins, London.

Capital stock paid in cash.....	\$1,000,000	PREMIUMS WRITTEN—CLAIMS INCURRED
Assets in Canada.....	799,254	Premiums—Ontario (net).....
Ontario business in force (gross)...	2,025,577	Premiums—Canada (net).....
Canadian business in force (gross)...	8,737,214	Death Claims—Ontario (net)....
		Death Claims—Canada (net)....
<i>Other than Life:</i>		<i>Other than Life:</i>
Total assets.....	72,541	Premiums—Ontario (net).....
Total liabilities.....	5,618	Premiums—Total business (net)..
		Claims—Ontario (net).....
		Claims—Total business (net)....

### THE OCEAN ACCIDENT & GUARANTEE CORPORATION, LIMITED\*

HEAD OFFICE, LONDON, ENGLAND

Principal Office in Canada, Toronto, Ont.

*Manager or Chief Executive Officer in Canada.*—A. C. Hall, Toronto.

*Chief or General Agent in Ontario.*—A. C. Hall, Federal Bldg., Toronto.

*Date of Incorporation.*—1871. *Date commenced business in Canada.*—September 1, 1895.

Capital stock paid in cash.....	£172,308	PREMIUMS WRITTEN—CLAIMS INCURRED
Assets in Canada.....	\$1,135,975	Premiums—Ontario (net).....
Liabilities in Canada.....	671,785	Premiums—Canada (net).....
		Claims—Ontario (net).....
		Claims—Canada (net).....

### PACIFIC COAST FIRE INSURANCE COMPANY\*

HEAD OFFICE, VANCOUVER, B.C.

*Officers.*—President, W. H. Malkin, Vancouver; Managing Director, T. W. Greer, Vancouver.

*Directors.*—R. Gelletly, Vancouver; C. Spencer, Vancouver; G. M. Black, Winnipeg; H. J. Tapscott, London, Eng.; W. H. Malkin, Vancouver; T. W. Greer, Vancouver; Le Grand Reed, Toronto.

*Chief or General Agent in Ontario.*—Reed, Shaw & McNaught, 64 Wellington St. W., Toronto

*Date of Incorporation.*—1890. *Date commenced business in Canada.*—† November 5, 1908.

Capital stock paid in cash.....	\$750,000	PREMIUMS WRITTEN—CLAIMS INCURRED
Total assets.....	2,921,798	Premiums—Ontario (net).....
Total liabilities.....	1,157,108	Premiums—Total business (net)..
Surplus protection of policyholders.	1,764,689	Claims—Ontario (net).....
		Claims—Total business (net)....

\*See note on page 1.

†Prior to this date business limited under Provincial Charter to Province of Manitoba only.

**PACIFIC FIRE INSURANCE COMPANY\***

HEAD OFFICE, NEW YORK, N.Y.

Principal Office in Canada, Toronto, Ont.

*Manager or Chief Executive Officer in Canada.*—H. Begg, Toronto.*Chief or General Agent in Ontario.*—H. Begg, 14 Toronto St., Toronto.*Date of Incorporation.*—1851. *Date commenced business in Canada.*—May 10, 1921.

Capital stock paid in cash.....	\$1,000,000	PREMIUMS WRITTEN—CLAIMS INCURRED	
Assets in Canada.....	349,707	Premiums—Ontario (net).....	\$53,015
Liabilities in Canada.....	117,331	Premiums—Canada (net).....	133,685
		Claims—Ontario (net).....	9,960
		Claims—Canada (net).....	154,118

**THE PALATINE INSURANCE COMPANY, LIMITED\***

HEAD OFFICE, LONDON, ENGLAND

Principal Office in Canada, Montreal, Que.

*Manager or Chief Executive Officer in Canada.*—Jno. Holroyde, Montreal.*Chief or General Agent in Ontario.*—J. M. McGregor, 100 Adelaide St. West, Toronto.*Date of Incorporation.*—Aug. 22, 1900. *Date commenced business in Canada.*—March 27, 1912.

Capital stock paid in cash.....	£200,000	PREMIUMS WRITTEN—CLAIMS INCURRED	
Assets in Canada.....	\$406,758	Premiums—Ontario (net).....	\$61,955
Liabilities in Canada.....	169,329	Premiums—Canada (net).....	210,784
		Claims—Ontario (net).....	23,547
		Claims—Canada (net).....	78,531

**PATRIOTIC ASSURANCE COMPANY, LIMITED\***

HEAD OFFICE, DUBLIN, IRELAND

Principal Office in Canada, Toronto, Ont.

*Manager or Chief Executive Officer in Canada.*—R. L. Stailing, Toronto.*Chief or General Agent in Ontario.*—R. L. Stailing, 15 Wellington St. East, Toronto.*Date of Organization.*—1824. *Date commenced business in Canada.*—August 11, 1921.

Capital stock paid in cash.....	\$729,900	PREMIUMS WRITTEN—CLAIMS INCURRED	
Assets in Canada.....	174,071	Premiums—Ontario (net).....	\$30,446
Liabilities in Canada.....	94,130	Premiums—Canada (net).....	115,405
		Claims—Ontario (net).....	8,098
		Claims—Canada (net).....	40,709

**PEARL ASSURANCE COMPANY, LIMITED\***

HEAD OFFICE, LONDON, ENGLAND

Principal Office in Canada, Toronto, Ont.

*Manager or Chief Executive Officer in Canada.*—Lawson T. Hargreaves, Toronto.*Chief or General Agent in Ontario.*—Lawson T. Hargreaves, Metropolitan Bldg., Toronto.*Date of Incorporation.*—1864. *Date commenced business in Canada.*—1927.

Capital stock paid in cash.....	\$7,300,000	PREMIUMS WRITTEN—CLAIMS INCURRED	
Assets in Canada.....	691,775	Premiums—Ontario (net).....	\$164,436
Liabilities in Canada.....	258,051	Premiums—Canada (net).....	384,496
		Claims—Ontario (net).....	53,399
		Claims—Canada (net).....	130,550

**THE PHENIX FIRE INSURANCE COMPANY OF PARIS, FRANCE\****(Phenix Compagnie Francaise du)*

HEAD OFFICE, PARIS, FRANCE

Principal Office in Canada, Montreal, Que.

*Manager or Chief Executive Officer in Canada.*—Anselme Samoisette, Montreal.*Chief or General Agent in Ontario.*—Jones & Proctor Bros., Ltd., 100 Adelaide St. W., Toronto.*Date of Organization.*—1819. *Date commenced business in Canada.*—March 20, 1915.

Capital stock paid in cash....	Frcs. 16,000,000	PREMIUMS WRITTEN—CLAIMS INCURRED	
Assets in Canada.....	\$376,496	Premiums—Ontario (net).....	\$21,148
Liabilities in Canada.....	110,057	Premiums—Canada (net).....	115,916
		Claims—Ontario (net).....	6,274
		Claims—Canada (net).....	47,563

\*See note on page 1.

†Prior to this date business limited under Provincial Charter to Province of British Columbia only.

## PHILADELPHIA FIRE & MARINE INSURANCE COMPANY\*

HEAD OFFICE, PHILADELPHIA, PA.

Principal Office in Canada, Toronto, Ont.

*Manager or Chief Executive Officer in Canada.*—H. C. Mills, 100 Adelaide St. West, Toronto 2.

*Chief or General Agent in Ontario.*—H. C. Mills, Toronto.

*Date of Incorporation.*—May, 1923. *Date commenced business in Canada.*—May, 1929.

Capital stock paid in cash.....	\$1,000,000	PREMIUMS WRITTEN—CLAIMS INCURRED	
Assets in Canada.....	148,518	Premiums—Ontario (net).....	\$24,202
Liabilities in Canada.....	39,548	Premiums—Canada (net).....	61,118
		Claims—Ontario (net).....	8,408
		Claims—Canada (net).....	24,499

## PHOENIX ASSURANCE COMPANY, LIMITED, OF LONDON, ENGLAND\*

HEAD OFFICE, LONDON, ENGLAND

Principal Office in Canada, Montreal, Que.

*Manager or Chief Executive Officer in Canada.*—C. W. C. Tyre, Montreal.

*Chief or General Agent in Ontario.*—A. T. Cunningham, 465 Bay St., Toronto.

*Date of Organization.*—1782. *Date commenced business in Canada.*—1804.

Capital stock paid in cash.....	£1,005,000	PREMIUMS WRITTEN—CLAIMS INCURRED	
<i>Life:</i>		<i>Life:</i>	
Assets in Canada.....	\$3,965,332	Premiums—Ontario (net).....	\$34,338
Ontario business in force (gross)...	1,749,685	Premiums—Canada (net).....	124,277
Canadian business in force (gross)...	5,454,957	Death Claims—Ontario (net)....	85,208
		Death Claims—Canada (net)....	222,252
<i>Other than Life:</i>		<i>Other than Life:</i>	
Assets in Canada.....	2,805,818	Premiums—Ontario (net).....	272,704
Liabilities in Canada.....	843,998	Premiums—Canada (net).....	1,103,626
		Claims—Ontario (net).....	80,777
		Claims—Canada (net).....	425,569

## THE PHOENIX INSURANCE COMPANY OF HARTFORD\*

HEAD OFFICE, HARTFORD, CONN.

Principal Office in Canada, Montreal, Que.

*Managers or Chief Executive Officers in Canada.*—S. M. Elliott and A. H. Vallance, Montreal.

*Chief or General Agent in Ontario.*—H. A. Butt, 12 Wellington St. East, Toronto.

*Date of Incorporation.*—May 31, 1854. *Date commenced business in Canada.*—May 20, 1891.

Capital stock paid in cash.....	\$6,000,000	PREMIUMS WRITTEN—CLAIMS INCURRED	
Assets in Canada.....	603,576	Premiums—Ontario (net).....	\$90,192
Liabilities in Canada.....	206,980	Premiums—Canada (net).....	324,664
		Claims—Ontario (net).....	32,737
		Claims—Canada (net).....	106,880

## PILOT INSURANCE COMPANY

HEAD OFFICE, 199 BAY STREET, TORONTO, ONT.

*Incorporated.*—April 2, 1927. *Date commenced business.*—April 20, 1927.

*Officers.*—President, Charles C. Bowen; Vice-Presidents, F. S. Brown and L. K. Kirk; Secretary, H. E. Wittick; Vice-President and General Manager, Norman G. Duffett; Treasurer, Ralph E. Burks.

*Directors (as at date of filing statement).*—D. M. Ferry, Jr., Chas. C. Bowen, F. S. Brown, Ralph E. Burks, A. J. Crockett, E. F. Crossland, J. S. Dowling, Norman G. Duffett, S. Fred Duncan, Alex. Fasken, George Hancock, L. K. Kirk, Ralph H. Platts, J. J. Warren, J. A. Mullen.

*Auditors.*—Campbell, Lawless, Parker & Black, Lumsden Bldg., Toronto.

### Statement for Year Ending 31st December, 1936

#### Capital Stock

	Amount Subscribed for	Amount Paid in Cash
Amount of capital stock authorized, \$2,000,000.		
Number of shares, 20,000. Par value, \$100.		
Capital stock at beginning of year.....	\$1,020,100 00	\$270,000 00
Capital stock issued during year.....	2,300 00	23 00
Capital stock at end of year.....	<u>\$1,022,400 00</u>	<u>\$270,023 00</u>

\*See note on page 1.

## Premium on Capital Stock

Total amount paid as premium on capital stock at beginning of year.....	\$294,547 50
Amount received during the year.....	20,677 00
Total amount paid to December 31, 1936.....	<u>\$315,224 50</u>

## Balance Sheet—Assets

Mortgage loans on real estate, first mortgages.....		\$3,050 00
Amortized book value of bonds, debentures and debenture stocks owned, not in default.....		582,272 00
Cash on hand and in banks:		
On hand at Head Office.....	\$6,455 57	
In chartered banks of Canada in Canada.....	68,191 38	
In all other banks and depositories.....	30 54	
		74,677 49
Interest due, \$35.13; accrued, \$4,559.19.....		4,594 32
Agents' balances and premiums uncollected:		
Written on or after October 1, 1936.....	\$51,427 00	
Premiums due from reinsuring companies:		
Written on or after October 1, 1936.....	70 09	
		51,497 09
Amount due from reinsurance on losses already paid.....		4 00
Due from Northwestern Mutual Fire Association.....		1,450 00
Total Admitted Assets.....		<u>\$717,544 90</u>

## Balance Sheet—Liabilities

	In Canada	Total Liabilities
Total provision for unpaid claims.....	\$145,534 48	\$145,534 48
Total net reserve, \$229,483.14; carried out at 80% thereof.....	183,586 51	183,586 51
Expenses due and accrued.....		1,589 19
Taxes due and accrued.....		11,587 73
Reinsurance premiums.....		3,274 09
Return premiums and balances due agents.....		399 89
Due to Standard Accident Insurance Co.....		594 03
Total Liabilities (excluding capital stock).....		<u>\$346,565 92</u>
Capital stock paid in cash.....	\$270,023 00	
Surplus in profit and loss account.....	100,955 98	
Excess of assets over liabilities (surplus for protection of policyholders).....		370,978 98
Total Liabilities.....		<u>\$717,544 90</u>

## Profit and Loss Account

	In Canada	All Business
Net premiums written.....	\$488,863 35	\$488,863 35
Reserve of unearned premiums (80%):		
At beginning of year.....	\$225,162 06	\$225,162 06
At end of year.....	183,586 51	183,586 51
Decrease.....	\$41,575 55	\$41,575 55
Net premiums earned.....	\$530,438 90	\$530,438 90
Net losses and claims incurred.....	\$295,453 28	\$295,453 28
Net adjustment expenses.....	19,259 28	19,259 28
Commissions.....	119,966 98	119,966 98
Taxes (excluding taxes on real estate).....	17,206 99	17,206 99
Salaries, fees and travelling expenses.....	91,345 17	91,345 17
All other expenses.....		29,860 70
Total claims and expenses.....		<u>\$573,092 40</u>
Underwriting loss.....		\$42,653 50
Other revenue:		
Interest earned:		
Cash and accruals.....	\$20,502 90	
Adjustment by amortization.....	1,141 65	
	\$19,361 25	
Profit on sale of securities and real estate.....	8,253 70	
Profit on foreign exchange.....	42 70	
		27,657 65
Other expenditure:		
Bad debts written off.....	\$320 74	
Investment expenses.....	293 96	
		614 70
Net Loss for the Year.....		<u>\$15,610 55</u>

## Surplus for Protection of Policyholders

Surplus of assets over liabilities (excluding capital stock from liabilities) at beginning of year.....		\$364,095 93
Increase in paid-in capital stock.....	\$23 00	
Premium on capital stock received in cash.....	20,677 00	
		20,700 00
		\$384,795 93
Net loss for the year brought down.....		15,610 55
		\$369,185 38
Add decrease in unadmitted ledger assets.....		1,793 60
Surplus of Assets over Liabilities (excluding capital stock from liabilities) at End of Year.....		\$370,978 98

## Summary of Risks—Fire

	In Ontario	All Business
Gross in force, December 31, 1935.....	\$12,479,028	\$12,479,028
Taken in 1936, including renewed.....	7,601,393	7,601,393
Totals.....	\$20,080,421	\$20,080,421
Ceased in 1936, including renewed.....	6,435,416	6,435,416
Gross in force, December 31, 1936.....	\$13,645,005	\$13,645,005
Reinsurance in force, December 31, 1936.....	4,695,269	4,695,269
Net in Force, December 31, 1936.....	\$8,949,736	\$8,949,736

## Exhibit of Premiums

Class of Insurance	Gross in Force, Dec. 31, 1935		Taken in 1936, Including Renewed		Ceased in 1936		Gross in Force, Dec. 31, 1936		Reinsurance in Force, Dec. 31, 1936		Net in Force, Dec. 31, 1936	
	\$	c.	\$	c.	\$	c.	\$	c.	\$	c.	\$	c.
<b>Fire:</b>												
Ontario.....	79,953	88	52,056	02	44,568	35	87,441	55	31,495	05	55,946	50
Elsewhere.....												
Totals.....	79,953	88	52,056	02	44,568	35	87,441	55	31,495	05	55,946	50
<b>Automobile:</b>												
Ontario.....	549,108	23	620,066	65	729,211	96	439,962	92	8,749	51	431,213	41
Elsewhere.....	1,682	65	1,324	31	2,327	27	679	69	13	51	666	18
Totals.....	550,790	88	621,390	96	731,539	23	440,642	61	8,763	02	431,879	59
<b>Accident:</b>												
Ontario.....	382	25	324	75	402	25	304	75	132	30	172	45
Elsewhere.....												
Totals.....	382	25	324	75	402	25	304	75	132	30	172	45
<b>Employers' Liability:</b>												
Ontario.....	525	33	964	97	595	33	894	97	180	53	714	44
Elsewhere.....	538	74	837	29	837	29	538	74	106	75	431	99
Totals.....	1,064	07	1,802	26	1,432	62	1,433	71	287	28	1,146	43
<b>Guarantee:</b>												
Ontario.....	3,450	88	6,762	83	4,461	14	5,752	57	2,214	81	3,537	76
Elsewhere.....	168	69	3	73	172	42						
Totals.....	3,619	57	6,766	56	4,633	56	5,752	57	2,214	81	3,537	76
<b>Inland Transportation:</b>												
Ontario.....	1,619	86	2,140	78	2,045	86	1,714	78			1,714	78
Elsewhere.....												
Totals.....	1,619	86	2,140	78	2,045	86	1,714	78			1,714	78
<b>Plate Glass:</b>												
Ontario.....	4,022	99	3,613	91	2,560	79	5,076	11			5,076	11
Elsewhere.....	116	61	130	65	119	61	127	65			127	65
Totals.....	4,139	60	3,744	56	2,680	40	5,203	76			5,203	76
<b>Public Liability:</b>												
Ontario.....	4,975	21	6,403	75	6,913	34	4,465	62	702	63	3,762	99
Elsewhere.....	350	10	1,064	46	1,086	31	328	25	49	24	279	01
Totals.....	5,325	31	7,468	21	7,999	65	4,793	87	751	87	4,042	00
<b>Theft:</b>												
Ontario.....	3,817	49	4,272	58	3,391	32	4,698	75	331	08	4,367	67
Elsewhere.....	357	45	222	23	568	20	11	48			11	48
Totals.....	4,174	94	4,494	81	3,959	52	4,710	23	331	08	4,379	15

## Exhibit of Premiums—Continued

Class of Insurance	Gross in Force, Dec. 31, 1935		Taken in 1936, Including Renewed		Ceased in 1936		Gross in Force, Dec. 31, 1936		Reinsurance in Force, Dec. 31, 1936		Net in Force, Dec. 31, 1936	
	\$	c.	\$	c.	\$	c.	\$	c.	\$	c.	\$	c.
All Business:												
Ontario.....	647,856	12	696,606	24	794,150	34	550,312	02	43,805	91	506,506	11
Elsewhere.....	3,214	24	3,582	69	5,111	12	1,685	81	169	50	1,516	31
Totals.....	651,070	36	700,188	93	799,261	46	551,997	83	43,975	41	508,022	42

## Schedule "D"

Bonds and Debentures Owned by the Company (not in default)

	Par Value	Book Value
Dominion of Canada, 2 1/2 %, 1939.....	\$2,000 00	\$1,981 56
Dominion of Canada, 2 %, 1939.....	50,000 00	49,892 19
Dominion of Canada, 2 1/2 %, 1943.....	12,000 00	11,990 25
Dominion of Canada, 4 %, 1945.....	23,000 00	25,132 17
Dominion of Canada, 3 %, 1955.....	15,000 00	14,891 44
Dominion of Canada, 4 1/2 %, 1958.....	10,000 00	11,047 28
Province of New Brunswick, 4 3/4 %, 1940.....	25,000 00	25,442 89
Province of New Brunswick, 3 1/4 %, 1945.....	25,000 00	25,053 13
Province of New Brunswick, 2 3/4 %, 1946.....	10,000 00	9,785 00
Province of Nova Scotia, 3 1/2 %, 1939.....	25,000 00	25,662 50
Province of Ontario, 2 3/4 %, 1937.....	42,000 00	42,000 00
Province of Ontario, 2 %, 1939.....	25,000 00	24,783 33
Province of Ontario, 3 %, 1940.....	26,000 00	26,000 00
Province of Ontario, 6 %, 1941.....	25,000 00	27,226 74
Province of Ontario, 4 %, 1944.....	15,000 00	15,770 64
Province of Ontario, 4 1/2 %, 1945.....	25,000 00	24,910 17
Province of Ontario, 3 %, 1951.....	21,000 00	20,947 50
Province of Ontario, 4 1/2 %, 1954.....	5,000 00	5,460 48
Province of Quebec, 4 1/2 %, 1950.....	37,000 00	38,678 18
Province of Quebec, 4 1/2 %, 1950.....	25,000 00	26,236 14
(\$20,000 deposited with Department of Insurance, Quebec.)		
Canadian National Ry., 3 %, 1944.....	28,000 00	27,635 35
Temiskaming & Northern Ontario Ry., 4 %, 1948.....	30,000 00	29,678 06
Canadian Pacific Ry., 6 %, 1942.....	15,000 00	16,293 07
Canadian Pacific Ry., 4 1/2 %, 1944.....	15,000 00	14,833 43
Canadian Pacific Ry., 3 %, 1945.....	28,000 00	26,540 50
Canada Permanent Mortgage Corp., 4 %, 1937.....	14,400 00	14,400 00
Totals.....	\$573,400 00	\$582,272 00

## THE PIONEER INSURANCE COMPANY\*

HEAD OFFICE, MONTREAL, QUE.

*Officers.*—President and Manager, R. Forster Smith, Montreal; Vice-President, Percy M. May, Montreal; Secretary-Treasurer, H. Churchill-Smith.

*Directors.*—J. H. Labelle, Montreal; J. D. Simpson, Liverpool, Eng.; R. P. Adams, Montreal; Wm. Norman Clelland, Montreal; D. C. McLachlan, Winnipeg; E. F. Sise, Montreal; Hon. R. O. Gothe, M.L.C., Montreal; P. M. May, Montreal; R. Forster Smith, Montreal.

*Chief or General Agent in Ontario.*—Percy J. Quinn, 29 Wellington St. East, Toronto.

*Date of Incorporation.*—June 15, 1926. *Date commenced business in Canada.*—Jan. 20, 1927.

		PREMIUMS WRITTEN—CLAIMS INCURRED
Capital stock paid in cash.....	\$311,750	Premiums—Ontario (net)..... \$28,105
Assets in Canada.....	398,067	Premiums—Canada (net)..... 83,398
Liabilities in Canada.....	72,835	Claims—Ontario (net)..... 8,413
Surplus protection of policyholders.....	325,232	Claims—Canada (net)..... 30,845

## PLANET ASSURANCE COMPANY, LIMITED\*

HEAD OFFICE, LONDON, ENGLAND

Principal Office in Canada, Toronto, Ont.

*Manager or Chief Executive Officer in Canada.*—R. L. Stailing, Toronto.

*Chief or General Agent in Ontario.*—R. L. Stailing, 15 Wellington St. East, Toronto.

*Date of Incorporation.*—January 20, 1920. *Date commenced business in Canada.*—1928.

		PREMIUMS WRITTEN—CLAIMS INCURRED
Capital stock paid in cash.....	\$729,900	Premiums—Ontario (net)..... \$18,681
Assets in Canada.....	138,017	Premiums—Canada (net)..... 73,535
Liabilities in Canada.....	64,742	Claims—Ontario (net)..... 6,856
		Claims—Canada (net)..... 73,535

\*See note on page 1.

## THE PROTECTIVE ASSOCIATION OF CANADA\*

HEAD OFFICE, GRANBY, QUE.

*Officers.*—President and Manager, E. E. Gleason, Granby, Que.; Vice-President, N. R. Mitchell, Granby, Que.; Secretary, J. G. Fuller, Granby, Que.; Treasurer, W. R. Bradford, Granby, Que.

*Directors.*—J. G. Fuller, N. R. Mitchell, D. K. Cowley, M. D., Granby, Que.; W. W. D. Brock, Granby, Que.; Geo. H. Sherwood, Toronto; E. E. Gleason, Granby, Que.; W. R. Bradford, Granby, Que.

*Chief or General Agent in Ontario.*—W. R. Bell, 53 Yonge St. Arcade, Toronto.

*Date of Incorporation.*—March 22, 1907. *Date commenced business in Canada.*—June 18, 1907.

		PREMIUMS WRITTEN—CLAIMS INCURRED
Capital stock paid in cash.....	\$50,000	Premiums—Ontario (net)..... \$190,697
Total assets.....	286,869	Premiums—Total business (net).. 323,659
Total liabilities.....	120,004	Claims—Ontario (net)..... 133,222
Surplus protection of policyholders.	166,866	Claims—Total business (net).... 221,393

## THE PROVIDENCE FIRE ASSURANCE COMPANY OF PARIS\*

(La Providence de Paris, France)

HEAD OFFICE, PARIS, FRANCE

Principal Office in Canada, Montreal, Que.

*Manager or Chief Executive Officer in Canada.*—Jules H. Pigeon, 59 St. James St. W., Montreal.

*Chief or General Agent in Ontario.*—J. H. Pigeon, Montreal.

*Date of Incorporation.*—1838. *Date commenced business in Canada.*—August 7, 1929.

		PREMIUMS WRITTEN—CLAIMS INCURRED
Capital stock paid in cash... Frcs.	19,000,000	Premiums—Ontario (net)..... \$39,452
Assets in Canada.....	\$190,512	Premiums—Canada (net)..... 154,714
Liabilities in Canada.....	106,054	Claims—Ontario (net)..... 6,348
		Claims—Canada (net)..... 70,245

## PROVIDENCE WASHINGTON INSURANCE COMPANY\*

HEAD OFFICE, PROVIDENCE, R.I.

Principal Office in Canada, Montreal, Que.

*Managers or Chief Executive Officers in Canada.*—S. M. Elliott and A. H. Vallance, Montreal.

*Chief or General Agent in Ontario.*—Burruss & Sweatman, Ltd., 12 Wellington St. E., Toronto.

*Date of Incorporation.*—1799. *Date commenced business in Canada.*—January 9, 1912.

		PREMIUMS WRITTEN—CLAIMS INCURRED
Capital stock paid in cash.....	\$3,000,000	Premiums—Ontario (net)..... \$35,721
Assets in Canada.....	431,539	Premiums—Canada (net)..... 148,898
Liabilities in Canada.....	76,393	Claims—Ontario (net)..... 24,996
		Claims—Canada (net)..... 52,694

## PROVINCIAL INSURANCE COMPANY, LIMITED\*

HEAD OFFICE, KENDAL, ENGLAND

Principal Office in Canada, Montreal, Que.

*Manager or Chief Executive Officer in Canada.*—Willis, Faber & Co., Ltd., Montreal.

*Chief or General Agent in Ontario.*—H. Begg, 14 Toronto St., Toronto.

*Date of Organization.*—Oct. 17, 1903. *Date commenced business in Canada.*—Jan. 1, 1911.

		PREMIUMS WRITTEN—CLAIMS INCURRED
Capital stock paid in cash.....	£180,000	Premiums—Ontario (net)..... \$117,065
Assets in Canada.....	\$513,518	Premiums—Canada (net)..... 421,942
Liabilities in Canada.....	356,574	Claims—Ontario (net)..... 76,764
		Claims—Canada (net)..... 232,308

\*See note on page 1.



**PRUDENTIAL ASSURANCE COMPANY, LIMITED\***

HEAD OFFICE, LONDON, ENGLAND

Principal Office in Canada, Montreal, Que.

*Managers or Chief Executive Officers in Canada.*—R. S. Thorp, J. Upton Fletcher and F. C. Capon, 465 St. John St., Montreal.

*Chief or General Agents for Ontario.*—H. G. Wilson and N. E. Cowan, 1106 Canada Permanent Bldg., Toronto.

*Date of Organization.*—1848. *Date commenced business in Canada.*—September 1, 1923.

PREMIUMS WRITTEN—CLAIMS INCURRED

*Life:*

Assets in Canada.....	\$3,016,199
Ontario business in force (gross)...	8,722,773
Canadian business in force (gross)...	18,591,734

*Other than Life:*

Capital stock paid in cash.....	£1,450,000
Assets in Canada.....	\$1,491,475
Liabilities in Canada.....	608,604

*Life:*

Premiums—Ontario (net).....	\$521,932
Premiums—Canada (net).....	971,112
Death Claims—Ontario (net)....	14,659
Death Claims—Canada (net)....	22,396

*Other than Life:*

Premiums—Ontario (net).....	\$369,679
Premiums—Canada (net).....	859,688
Claims—Ontario (net).....	138,687
Claims—Canada (net).....	378,885

**QUEBEC FIRE ASSURANCE COMPANY\***

HEAD OFFICE, QUEBEC, QUE.

*Officers.*—President, E. G. Meredith; Vice-President, Hon. N. Garneau; Secretary and Chief Agent, G. H. Henderson.

*Directors.*—J. T. Ross, A. S. Booth, C. M. Horswell, Alfred Wright, W. R. Houghton, E. G. Meredith, Hon. N. Garneau, Col. C. A. Chauveau.

*Chief or General Agent in Ontario.*—W. R. Houghton, 4 Richmond St. East, Toronto.

*Date of Organization.*—April 2, 1818. *Date commenced business in Canada.*—1818.

Capital stock paid in cash.....	\$125,000
Total assets.....	712,603
Total liabilities.....	132,953
Surplus protection of policyholders.	579,650

PREMIUMS WRITTEN—CLAIMS INCURRED

Premiums—Ontario (net).....	\$30,139
Premiums—Total business (net)...	120,261
Claims—Ontario (net).....	15,143
Claims—Total business (net)....	41,800

**QUEEN CITY FIRE INSURANCE COMPANY**

HEAD OFFICE, 32 CHURCH STREET, TORONTO, ONT.

*Incorporated.*—February 15, 1871. *Date commenced business.*—July 1, 1871.

*Officers.*—President, W. R. Houghton; Vice-President, Joseph Walmsley; Secretary, Hugh F. Crighton; Manager, Joseph Walmsley.

*Directors (as at date of filing statement).*—Chas. M. Horswell, W. R. Houghton, Joseph Walmsley, Alfred Wright.

*Auditors.*—H. T. Jamieson & Co., C.A., Toronto.

**Statement for Year Ending 31st December, 1936**

**Capital Stock**

	Amount Subscribed for	Amount Paid in Cash
Amount of capital stock authorized, \$100,000.		
Number of shares, 2,000. Par value, \$50.		
Capital stock at beginning of year.....	\$100,000 00	\$100,000 00
Capital stock at end of year.....	\$100,000 00	\$100,000 00

**Premium on Capital Stock**

Total amount paid to December 31, 1936.....	Nil
---	-----

\*See note on page 1.

## Balance Sheet—Assets

Book value of real estate, office premises.....		\$40,000 00
Mortgage loans on real estate, first mortgages.....		300 00
Amortized book value of bonds, debentures and debenture stocks owned:		
Not in default.....	\$615,944 19	
In default.....	29,768 25	
		645,709 44
Book value of stocks owned.....		27,501 26
Cash on hand and in banks:		
On hand at Head Office.....	\$73 56	
In chartered banks of Canada in Canada.....	17,218 46	
In all other banks and depositories.....	29,768 22	
		47,060 24
Interest accrued.....	\$7,887 02	
Dividends due.....	475 00	
Rents due.....	102 50	
		8,464 52
Agents' balances and premiums uncollected:		
Written on or after October 1, 1936.....	\$10,665 17	
Premiums due from reinsuring companies:		
Written on or after October 1, 1936.....	148 90	
		10,814 07
Hand-in-Hand Insurance Co.....		21 00
Total Admitted Assets.....		<u>\$779,870 53</u>

## Balance Sheet—Liabilities

	In Canada	Total Liabilities
Total provision for unpaid claims.....	\$1,888 00	\$1,888 00
Total net reserve, carried out at 100% thereof.....	69,465 67	69,465 67
Expenses due and accrued.....		200 00
Taxes due and accrued.....		7,516 73
Reinsurance premiums.....		32 81
Return premiums and balances due agents.....		12 63
Reserve for depreciation on building.....		1,500 00
Taxes accrued on real estate.....		1,200 00
Total Liabilities (excluding capital stock).....		<u>\$81,815 84</u>
Capital stock paid in cash.....	\$100,000 00	
Reserve fund.....	250,000 00	
Surplus in profit and loss account.....	348,054 69	
Excess of assets over liabilities (surplus for protection of policyholders).....		698,054 69
Total Liabilities.....		<u>\$779,870 53</u>

## Profit and Loss Account

	In Canada	All Business
Net premiums written.....	\$64,792 64	\$64,792 64
Reserve of unearned premiums (100%):		
At beginning of year.....	\$76,021 94	\$76,021 94
At end of year.....	69,465 67	69,465 67
Decrease.....	\$6,556 27	\$6,556 27
Net premiums earned.....	\$71,348 91	\$71,348 91
Net losses and claims incurred.....	\$19,484 06	\$19,484 06
Net adjustment expenses.....	991 11	991 11
Commissions.....	16,038 58	16,038 58
Taxes (excluding taxes on real estate).....	8,860 63	8,860 63
Salaries, fees and travelling expenses.....	12,296 83	12,296 83
All other expenses.....		6,279 28
Total claims and expenses.....		\$63,950 49
Underwriting profit.....		\$7,398 42
Other revenue:		
Interest earned:		
Cash and accruals.....	\$30,626 58	
Adjustment by amortization.....	548 21	
Dividends earned.....	\$31,174 79	
Endorsement fees.....	1,900 00	
	9 00	
		33,083 79
Other expenditure:		
Increase in deficiency of market under book value of securities..	\$2,774 59	
Reserve for depreciation on building.....	250 00	
Maintenance of office premises.....	517 39	
		3,541 98
Net Profit for the Year.....		<u>\$36,940 23</u>

**Surplus for Protection of Policyholders**

Surplus of assets over liabilities (excluding capital stock from liabilities) at beginning of year	\$686,469 97
Net profit for the year brought down	36,940 23
	<u>\$723,410 20</u>
Dividends declared to shareholders	25,000 00
	<u>\$698,410 20</u>
Deduct increase in unadmitted ledger assets	355 51
Surplus of Assets over Liabilities (excluding capital stock from liabilities) at End of Year	<u>\$698,054 69</u>

**Summary of Risks—Fire**

	In Ontario	Elsewhere	All Business
Gross in force, December 31, 1935	\$24,832,001	\$58,500	\$24,890,501
Taken in 1936, including renewed	12,842,946	38,704	12,881,650
	<u>\$37,674,947</u>	<u>\$97,204</u>	<u>\$37,772,151</u>
Ceased in 1936, including renewed	13,303,132	58,500	13,361,632
Gross in force, December 31, 1936	\$24,371,815	\$38,704	\$24,410,519
Reinsurance in force, December 31, 1936	592,333	.....	592,333
Net in Force, December 31, 1936	<u>\$23,779,482</u>	<u>\$38,704</u>	<u>\$23,818,186</u>

**Exhibit of Premiums**

Class of Insurance	Gross in Force, Dec. 31, 1935	Taken in 1936, Including Renewed	Ceased in 1936	Gross in Force, Dec. 31, 1936	Reinsurance in Force, Dec. 31, 1936	Net in Force, Dec. 31, 1936
<b>Fire:</b>	\$ 78 c.	\$ 91 c.	\$ 70 c.	\$ 99 c.	\$ 79 c.	\$ 20 c.
Ontario	151,304	72,729	79,140	144,893	1,915	142,978
Elsewhere	104 18	26 31	104 18	26 31	.....	26 31
Totals	151,408 96	72,756 22	79,244 88	144,920 30	1,915 79	143,004 51
<b>Sprinkler Leakage:</b>						
Ontario	11 75	.....	11 75	.....	.....	.....
Elsewhere	.....	.....	.....	.....	.....	.....
Totals	11 75	.....	11 75	.....	.....	.....
<b>Tornado:</b>						
Ontario	28 59	.....	28 59	.....	.....	.....
Elsewhere	.....	.....	.....	.....	.....	.....
Totals	28 59	.....	28 59	.....	.....	.....
<b>All Business:</b>						
Ontario	151,345 12	72,729 91	79,181 04	144,893 99	1,915 79	142,978 20
Elsewhere	104 18	26 31	104 18	26 31	.....	26 31
Totals	151,449 30	72,756 22	79,285 22	144,920 30	1,915 79	143,004 51

**Schedule "D"**

**Bonds and Debentures Owned by the Company (not in default)**

	Par Value	Book Value
Province of Ontario, 6%, 1941	\$15,000 00	\$14,912 72
Hydro-Electric Power Comm. of Ontario, 4%, 1957	7,000 00	5,948 56
City of Toronto, 5 ½%, 1948	5,000 00	5,000 00
City of Port Arthur, 5%, 1937	5,000 00	5,013 44
City of Regina (£800-0-0), 4 ½%, 1952	3,893 33	3,398 50
Town of Kenora, 5%, 1940	5,000 00	5,000 00
Town of Kenora, 5 ½%, 1937	1,000 00	1,000 00
Canada Permanent Mortgage Corp., 3 ½%, 1940	20,000 00	20,000 00
Dominion of Canada Conversion Loan, 4 ½%, 1948-58	65,000 00	65,039 30
Dominion of Canada Conversion Loan, 4 ½%, 1949-59	122,000 00	118,591 91
Province of Saskatchewan, 5%, 1939	21,000 00	20,798 73
Province of Ontario, 6%, 1943	25,000 00	24,789 26
Province of British Columbia, 5%, 1949	25,000 00	25,115 47
Province of Ontario, 5%, 1960	5,000 00	5 723 62
Province of New Brunswick, 5 ½%, 1952	15,000 00	17,021 25
Province of New Brunswick, 4 ½%, 1947	15,000 00	15,526 95
Province of Nova Scotia, 5%, 1960	15,000 00	16,781 36
Government of Newfoundland (£5,136-19-7), 3%, 1943-63	24,999 60	24,999 60
Hydro-Electric Power Comm. of Ontario, 4%, 1957	18,000 00	15,296 29
Hydro-Electric Power Comm. of Ontario, 4 ½%, 1960	129,000 00	103,407 67
Canadian National Rlys., 5%, 1954	25,000 00	24,563 39

## Schedule "D"—Continued

Bonds and Debentures Owned by the Company (*not in default*)

	Par Value	Book Value
City of Toronto, 5 ½ %, 1938.....	\$5,000 00	\$5,018 72
City of Edmonton, 5 ½ %, 1946.....	30,000 00	30,110 08
City of Kingston, 5 %, 1943.....	15,000 00	14,956 23
City of Fort William, 4 %, 1946.....	10,000 00	9,842 95
Town of Elmira, 6 %, 1939-40.....	2,236 65	2,233 15
Town of Elmira, 6 %, 1941.....	1,219 95	1,219 95
Gatineau Power Co., 5 %, 1956.....	15,000 00	14,635 09
Totals.....	<u>\$645,349 53</u>	<u>\$615,944 19</u>

Bonds and Debentures Owned by the Company (*in default*)

	Par Value	Book Value	Market Value
Ford City, 5 %, 1961-65.....	\$24,223 90	\$23,625 59	\$12,111 95
Port Erie, 5 ½ %, 1936-42.....	27,158 92	27,745 29	17,653 30
Totals.....	<u>\$51,382 82</u>	<u>\$51,370 88</u>	<u>\$29,765 25</u>

## Schedule "E"

## Stocks Owned by the Company

	Par Value	Book Value	Market Value
Consumers' Gas Co. of Toronto, 190 shs.....	\$19,000 00	\$27,501 26	\$38,855 00

## QUEEN INSURANCE COMPANY OF AMERICA\*

HEAD OFFICE, NEW YORK, N. Y.

Principal Office in Canada, Montreal, Que.

Manager or Chief Executive Officer in Canada.—R. Forster Smith, Montreal.

Chief or General Agent in Ontario.—P. J. Quinn, 27 Wellington St. East, Toronto.

Date of Incorporation.—Sept. 11, 1891. Date commenced business in Canada.—Nov. 1, 1891.

		PREMIUMS WRITTEN—CLAIMS INCURRED
Capital stock paid in cash.....	\$5,000,000	Premiums—Ontario (net)..... \$157,756
Assets in Canada.....	962,743	Premiums—Canada (net)..... 468,487
Liabilities in Canada.....	410,131	Claims—Ontario (net)..... 49,013
		Claims—Canada (net)..... 173,096

## RAILWAY PASSENGERS ASSURANCE COMPANY\*

HEAD OFFICE, LONDON, ENGLAND

Principal Office in Canada, Montreal, Que.

Manager or Chief Executive Officer in Canada.—E. J. Kay, Montreal.

Chief or General Agent in Ontario.—S. C. Hopkins, 26 Wellington St. East, Toronto.

Date of Organization.—March, 1849. Date commenced business in Canada.—November 2, 1903.

		PREMIUMS WRITTEN—CLAIMS INCURRED
Capital stock paid in cash.....	£200,000	Premiums—Ontario (net)..... \$77,161
Assets in Canada.....	\$689,133	Premiums—Canada (net)..... 207,973
Liabilities in Canada.....	165,259	Claims—Ontario (net)..... 38,106
		Claims—Canada (net)..... 89,082

## RELIANCE INSURANCE COMPANY OF CANADA\*

HEAD OFFICE, MONTREAL, QUE.

Officers.—President, E. Milligan, Hartford, Conn.; Vice-Presidents, E. R. Decary, Montreal; Secretaries, A. H. Vallance, S. M. Elliott, Montreal.

Directors.—Major Walter Molson, W. A. Ralston, Lieut.-Col. Robt. Starke, Montreal; T. C. Temple, Hartford, Conn.; Geo. C. Long, Jr., Hartford, Conn.; E. Milligan, Hartford, Conn.; J. W. Tatley, Montreal; E. R. Decary, Montreal; F. C. Hatfield, A. Sidney Dawes.

Chief or General Agent in Ontario.—Wm. Johnstone, 43 Adelaide St. East, Toronto.

Date of Incorporation.—July 1, 1920. Date commenced business in Canada.—Nov. 24, 1920.

		PREMIUMS WRITTEN—CLAIMS INCURRED
Capital stock paid in cash.....	\$200,000	Premiums—Ontario (net)..... \$20,137
Total assets.....	801,190	Premiums—Total business (net).. 69,936
Total liabilities.....	78,815	Claims—Ontario (net)..... 7,942
Surplus protection of policyholders.....	722,374	Claims—Total business (net).... 17,298

\*See note on page 1.

**RHODE ISLAND INSURANCE COMPANY\***

HEAD OFFICE, PROVIDENCE, R.I.

Principal Office in Canada, Montreal, Que.

*Manager or Chief Executive Officer in Canada.*—J. R. Lachance, 460 St. John St., Montreal.*Chief or General Agent in Ontario.*—Norman McKibbin, 320 Bay St., Toronto.*Date of Incorporation.*—1907. *Date commenced business in Canada.*—1928.

Capital stock paid in cash.....	\$1,000,000
Assets in Canada.....	195,919
Liabilities in Canada.....	65,084

PREMIUMS WRITTEN—CLAIMS INCURRED	
Premiums—Ontario (net).....	\$12,866
Premiums—Canada (net).....	85,445
Claims—Ontario (net).....	3,656
Claims—Canada (net).....	28,021

**ROYAL EXCHANGE ASSURANCE\***

HEAD OFFICE, LONDON, ENGLAND

Principal Office in Canada, Montreal, Que.

*Manager or Chief Executive Officer in Canada.*—C. Stuart Malcolm, Montreal.*Chief or General Agent in Ontario.*—H. B. Rowe, 100 Adelaide St. West, Toronto.*Date of Incorporation.*—June 22, 1720. *Date commenced business in Canada.*—Nov. 4, 1910.

Capital stock paid in cash.....	£946,977
Assets in Canada.....	\$1,453,540
Liabilities in Canada.....	526,655

PREMIUMS WRITTEN—CLAIMS INCURRED	
Premiums—Ontario (net).....	\$204,777
Premiums—Canada (net).....	702,157
Claims—Ontario (net).....	80,693
Claims—Canada (net).....	275,381

**ROYAL INSURANCE COMPANY, LIMITED\***

HEAD OFFICE, LIVERPOOL, ENGLAND

Principal Office in Canada, Montreal, Que.

*Manager or Chief Executive Officer in Canada.*—R. Forster Smith, Montreal.*Chief or General Agent in Ontario.*—P. J. Quinn, 29 Wellington St. East, Toronto.*Date of Incorporation.*—May 31, 1845. *Date commenced business in Canada.*—1851.

Capital stock paid in cash.....	£2,799,965
---------------------------------	------------

*Life:*

Assets in Canada.....	\$6,857,014
Ontario business in force (gross)...	6,938,085
Canadian business in force (gross)...	26,376,983

*Other than Life:*

Assets in Canada.....	3,362,523
Liabilities in Canada.....	1,598,801

## PREMIUMS WRITTEN—CLAIMS INCURRED

*Life:*

Premiums—Ontario (net).....	\$193,367
Premiums—Canada (net).....	677,303
Death Claims—Ontario (net).....	82,514
Death Claims—Canada (net).....	251,589

*Other than Life:*

Premiums—Ontario (net).....	662,257
Premiums—Canada (net).....	1,920,397
Claims—Ontario (net).....	249,112
Claims—Canada (net).....	786,447

**THE ROYAL SCOTTISH INSURANCE COMPANY, LIMITED\***

HEAD OFFICE, GLASGOW, SCOTLAND

Principal Office in Canada, Montreal, Que.

*Manager or Chief Executive Officer in Canada.*—A. Hurry, Montreal.*Chief or General Agent in Ontario.*—John M. McGregor, Concourse Bldg., Toronto.*Date of Incorporation.*—1907. *Date commenced business in Canada.*—January 10, 1920.

Capital stock paid in cash.....	£30,000
Assets in Canada.....	\$140,676
Liabilities in Canada.....	66,821

PREMIUMS WRITTEN—CLAIMS INCURRED	
Premiums—Ontario (net).....	\$37,405
Premiums—Canada (net).....	81,530
Claims—Ontario (net).....	11,888
Claims—Canada (net).....	29,665

\*See note on page 1.

### ST. PAUL FIRE AND MARINE INSURANCE COMPANY\*

HEAD OFFICE, ST. PAUL, MINN.

Principal Office in Canada, Winnipeg, Man.

*Manager or Chief Executive Officer in Canada.*—P. A. Codere, Winnipeg, Man.

*Chief or General Agent in Ontario.*—G. A. Sherritt, Excelsior Life Bldg., Toronto.

*Date of Incorporation.*—May, 1865. *Date commenced business in Canada.*—Sept. 14, 1907.

Capital stock paid in cash.....	\$4,000,000	PREMIUMS WRITTEN—CLAIMS INCURRED	
Assets in Canada.....	702,016	Premiums—Ontario (net).....	\$197,641
Liabilities in Canada.....	488,461	Premiums—Canada (net).....	518,481
		Claims—Ontario (net).....	107,880
		Claims—Canada (net).....	223,446

### SAINT PAUL MERCURY INDEMNITY COMPANY OF SAINT PAUL\*

HEAD OFFICE, ST. PAUL, MINN.

Principal Office in Canada, Winnipeg, Man.

*Manager or Chief Executive Officer in Canada.*—P. A. Codere, Winnipeg.

*Chief or General Agent in Ontario.*—Geo. A. Sherritt, Excelsior Life Bldg., Toronto.

*Date of Incorporation.*—March 22, 1926. *Date commenced business in Canada.*—April 19, 1927.

Capital stock paid in cash.....	\$1,000,000	PREMIUMS WRITTEN—CLAIMS INCURRED	
Assets in Canada.....	77,166	Premiums—Ontario (net).....	\$3,674
Liabilities in Canada.....	43,710	Premiums—Canada (net).....	52,136
		Claims—Ontario (net).....	1,474
		Claims—Canada (net).....	27,457

### LA SAUVEGARDE LIFE INSURANCE COMPANY\*

HEAD OFFICE, MONTREAL, QUE.

*Officers.*—President, N. Ducharme, Montreal; Vice-President, Louis Lymburner, Montreal; General Manager, N. Ducharme, Montreal; Secretary, Jean Pasquin.

*Directors.*—R. B. Bachaud, Waterloo, Que.; Adjutor Cote, N.P.; A. Vallie, K.C., Chas. A. Roy, Paul Drouin, K.C., Quebec; Hon. Gustave Lacasse, M.D., Tecumseh, Ont.

*Date of Incorporation.*—May, 1911. *Date commenced business in Canada.*—November, 1903.

Capital stock paid in cash.....	\$232,440	PREMIUMS WRITTEN—CLAIMS INCURRED	
Total assets.....	5,196,684	Premiums—Ontario (net).....	\$90,441
Ontario business in force (gross)...	2,911,844	Premiums—Total business (net)...	\$75,371
Total business in force (gross)....	34,395,120	Death Claims—Ontario (net).....	34,000
		Death Claims—Total business (net)...	145,274

### SCOTTISH CANADIAN ASSURANCE CORPORATION\*

HEAD OFFICE, TORONTO, ONT.

*Officers.*—President, Col. J. Forbes Michie, Toronto; 1st Vice-President, R. S. Waldie, Toronto; 2nd Vice-President, J. A. Northway; Managing Director, T. H. Hall, Toronto.

*Directors.*—J. A. Macintosh, K.C., Toronto; F. Norrie-Miller, F. Richardson, Philadelphia, Pa.; S. Norrie-Miller, Perth, Scotland; R. S. Waldie, Toronto; J. A. Northway, Toronto; Col. J. F. Michie, Toronto; Thos. H. Hall, Toronto.

*Date of Incorporation.*—May 11, 1920. *Date commenced business in Canada.*—Dec. 22, 1920.

Capital stock paid in cash.....	\$225,000	PREMIUMS WRITTEN—CLAIMS INCURRED	
Total assets.....	439,834	Premiums—Ontario (net).....	\$34,548
Total liabilities.....	81,486	Premiums—Canada (net).....	64,190
Surplus protection of policyholders.	386,567	Claims—Ontario (net).....	28,303
		Claims—Total business (net)....	32,637

### SCOTTISH METROPOLITAN ASSURANCE COMPANY, LIMITED\*

HEAD OFFICE, LONDON, ENGLAND

Principal Office in Canada, Montreal, Que.

*Manager or Chief Executive Officer in Canada.*—A. H. P. Priddey, Montreal.

*Chief or General Agent in Ontario.*—W. J. Morris, Metropolitan Bldg., Toronto.

*Date of Incorporation.*—1876. *Date commenced business in Canada.*—December 17, 1918.

Capital stock paid in cash.....	£80,000	PREMIUMS WRITTEN—CLAIMS INCURRED	
Assets in Canada.....	\$340,417	Premiums—Ontario (net).....	\$90,217
Liabilities in Canada.....	128,834	Premiums—Canada (net).....	156,813
		Claims—Ontario (net).....	36,434
		Claims—Canada (net).....	57,875

\*See note on page 1.

**THE SCOTTISH UNION & NATIONAL INSURANCE COMPANY\***

HEAD OFFICE, EDINBURGH, SCOTLAND

Principal Office in Canada, Montreal, Que.

*Manager or Chief Executive Officer in Canada.*—J. H. Esinhart, Montreal.*Chief or General Agent in Ontario.*—Wm. A. Medland, Mail Bldg., Toronto.*Date Organized.*—1824. *Date Incorporated.*—June 26, 1833. *Date commenced business in Canada.*—February, 1882.

Capital stock paid in cash.....	\$1,460,000
Assets in Canada.....	1,307,568
Liabilities in Canada.....	287,635

PREMIUMS WRITTEN—CLAIMS INCURRED	
Premiums—Ontario (net).....	\$107,636
Premiums—Canada (net).....	350,534
Claims—Ontario (net).....	49,634
Claims—Canada (net).....	172,944

**THE SEA INSURANCE COMPANY, LIMITED\***

HEAD OFFICE, LIVERPOOL, ENGLAND

Principal Office in Canada, Toronto, Ont.

*Manager or Chief Executive Officer in Canada.*—W. G. Drysdale, Toronto.*Chief or General Agent in Ontario.*—W. G. Drysdale, 36 Toronto St., Toronto.*Date of Incorporation.*—1875. *Date commenced business in Canada.*—December 11, 1924.

Capital stock paid in cash.....	£500,000
Assets in Canada.....	\$302,418
Liabilities in Canada.....	80,049

PREMIUMS WRITTEN—CLAIMS INCURRED	
Premiums—Ontario (net).....	\$49,440
Premiums—Canada (net).....	115,571
Claims—Ontario (net).....	24,338
Claims—Canada (net).....	33,545

**SECURITY INSURANCE COMPANY OF NEW HAVEN\***

HEAD OFFICE, NEW HAVEN, CONN.

Principal Office in Canada, Toronto, Ont.

*Manager or Chief Executive Officer in Canada.*—Wm. Thompson, Toronto.*Chief or General Agent in Ontario.*—Wm. Thompson, Metropolitan Bldg., Toronto.*Date of Incorporation.*—May, 1841. *Date commenced business in Canada.*—November 29, 1921.

Capital stock paid in cash.....	\$2,000,000
Assets in Canada.....	237,013
Liabilities in Canada.....	66,647

PREMIUMS WRITTEN—CLAIMS INCURRED	
Premiums—Ontario (net).....	\$31,034
Premiums—Canada (net).....	95,797
Claims—Ontario (net).....	6,387
Claims—Canada (net).....	22,307

**SECURITY NATIONAL INSURANCE COMPANY\***

HEAD OFFICE, TORONTO, ONT.

*Manager or Chief Executive Officer in Canada.*—J. H. Riddel, 217 Bay St., Toronto.*Chief or General Agent in Ontario.*—J. H. Riddel, 217 Bay St., Toronto.*Date of Incorporation.*—July, 1934. *Date commenced business in Canada.*—January 1, 1935.

Capital stock paid in cash.....	\$130,000
Assets in Canada.....	157,702
Liabilities in Canada.....	28,580

PREMIUMS WRITTEN—CLAIMS INCURRED	
Premiums—Ontario (net).....	\$4,193
Premiums—Canada (net).....	29,918
Claims—Ontario (net).....	2,341
Claims—Canada (net).....	7,967

**SENTINEL FIRE INSURANCE COMPANY\***

HEAD OFFICE, SPRINGFIELD, MASS.

Principal Office in Canada, Montreal, Que.

*Manager or Chief Executive Officer in Canada.*—W. E. Findlay, 460 St. John St., Montreal.*Chief or General Agent in Ontario.*—C. H. Harvey, Metropolitan Bldg., Toronto.*Date of Incorporation.*—1924. *Date commenced business in Canada.*—April 2, 1927.

Capital stock paid in cash.....	\$1,000,000
Assets in Canada.....	155,222
Liabilities in Canada.....	30,859

PREMIUMS WRITTEN—CLAIMS INCURRED	
Premiums—Ontario (net).....	\$1,819
Premiums—Canada (net).....	7,919
Claims—Ontario (net).....	788
Claims—Canada (net).....	3,218

\*See note on page 1.

**SOUTHERN INSURANCE COMPANY, LIMITED\***

HEAD OFFICE, LONDON, ENGLAND

Principal Office in Canada, Vancouver, B.C.

*Manager or Chief Executive Officer in Canada.*—T. Wesley Greer, Vancouver.*Chief or General Agent in Ontario.*—W. C. McLaughlin, 72 Queen St. W., Toronto.*Date of Incorporation.*—1908. *Date commenced business in Canada.*—May, 1928.

Capital stock paid in cash.....	£105,000	PREMIUMS WRITTEN—CLAIMS INCURRED	
Assets in Canada.....	\$238,552	Premiums—Ontario (net).....	\$22,508
Liabilities in Canada.....	51,296	Premiums—Canada (net).....	54,334
		Claims—Ontario (net).....	11,684
		Claims—Canada (net).....	24,875

**SOVEREIGN LIFE ASSURANCE COMPANY OF CANADA\***

HEAD OFFICE, WINNIPEG, MAN.

*Officers.*—President, W. Sanford Evans, M.L.A., Winnipeg; Vice-Presidents, E. W. Montgomery, W. F. Hull, K.C., Winnipeg; Secretary, E. Atkins; General Manager, M. D. Grant.*Directors.*—W. Sanford Evans, M.L.A., Winnipeg; Wm. F. Hull, K.C., Winnipeg; John Martin, St. Boniface, Man.; E. W. Montgomery, Winnipeg; E. E. Sharpe, Winnipeg; William Whyte, Winnipeg; John W. Horn, Winnipeg; M. D. Grant, Winnipeg; Roy W. Milner, Winnipeg.*Chief or General Agent in Ontario.*—W. H. Burnett, Federal Bldg., Toronto.*Date of Incorporation.*—May 15, 1902. *Date commenced business in Canada.*—March 1, 1903.

Capital stock paid in cash.....	\$209,995	PREMIUMS WRITTEN—CLAIMS INCURRED	
Total assets.....	6,461,241	Premiums—Ontario (net).....	\$232,158
Ontario business in force (gross)...	6,798,933	Premiums—Total business (net)...	1,010,845
Total business in force (gross)....	28,620,910	Death Claims—Ontario (net).....	23,750
		Death Claims—Total business (net)	136,329

**SPRINGFIELD FIRE & MARINE INSURANCE COMPANY\***

HEAD OFFICE, SPRINGFIELD, MASS.

Principal Office in Canada, Montreal, Que.

*Manager or Chief Executive Officer in Canada.*—W. E. Findlay, 460 St. John St., Montreal.*Chief or General Agent in Ontario.*—Joseph Murphy, Dominion Bank Bldg., Toronto.*Date of Incorporation.*—April 24, 1849. *Date commenced business in Canada.*—Nov. 5, 1908.

Capital stock paid in cash.....	\$5,000,000	PREMIUMS WRITTEN—CLAIMS INCURRED	
Assets in Canada.....	654,612	Premiums—Ontario (net).....	\$73,188
Liabilities in Canada.....	215,573	Premiums—Canada (net).....	307,404
		Claims—Ontario (net).....	35,821
		Claims—Canada (net).....	123,036

**STANDARD MARINE INSURANCE COMPANY, LIMITED\***

HEAD OFFICE, LIVERPOOL, ENGLAND

Principal Office in Canada, Toronto, Ont.

*Manager or Chief Executive Officer in Canada.*—A. B. Pakenham, Toronto.*Chief or General Agent in Ontario.*—A. B. Pakenham, 68 King St. East, Toronto.*Date of Incorporation.*—1871. *Date commenced business in Canada.*—April 2, 1923.

Capital stock paid in cash.....	£100,000	PREMIUMS WRITTEN—CLAIMS INCURRED	
Assets in Canada.....	\$12,561	Premiums—Ontario (net).....	\$12,437
Liabilities in Canada.....	21,354	Premiums—Canada (net).....	32,305
		Claims—Ontario (net).....	9,389
		Claims—Canada (net).....	25,379

**THE STATE ASSURANCE COMPANY, LIMITED\***

HEAD OFFICE, LIVERPOOL, ENGLAND

Principal Office in Canada, Montreal, Que.

*Manager or Chief Executive Officer in Canada.*—C. Stuart Malcolm, Royal Exchange Bldg., Montreal.*Chief or General Agent in Ontario.*—H. B. Rowe, 100 Adelaide St. West, Toronto.*Date of Incorporation.*—April 10, 1891. *Date commenced business in Canada.*—April 20, 1926.

Capital stock paid in cash.....	£100,000	PREMIUMS WRITTEN—CLAIMS INCURRED	
Assets in Canada.....	\$282,447	Premiums—Ontario (net).....	\$10,284
Liabilities in Canada.....	56,508	Premiums—Canada (net).....	61,742
		Claims—Ontario (net).....	2,989
		Claims—Canada (net).....	19,289

\*See note on page 1.



**SUN INSURANCE OFFICE, LIMITED\***

HEAD OFFICE, LONDON, ENGLAND

Principal Office in Canada, Toronto, Ont.

*Manager or Chief Executive Officer in Canada.*—R. L. Stailing, Toronto.*Chief or General Agent in Ontario.*—R. L. Stailing, 15 Wellington St. East, Toronto.*Date of Incorporation.*—April 7, 1810. *Date commenced business in Canada.*—June 30, 1892.

Capital stock paid in cash.....	\$2,919,600
Assets in Canada.....	1,220,350
Liabilities in Canada.....	591,594

PREMIUMS WRITTEN—CLAIMS INCURRED	
Premiums—Ontario (net).....	\$287,808
Premiums—Canada (net).....	784,569
Claims—Ontario (net).....	131,088
Claims—Canada (net).....	308,728

**SUN LIFE ASSURANCE COMPANY OF CANADA\***

HEAD OFFICE, MONTREAL, QUE.

*Officers.*—President and Managing Director, Arthur B. Wood, Montreal; Vice-President and Treasurer, E. A. MacNutt, Montreal; Secretary, H. Warren K. Hale.*Directors.*—T. B. Macaulay, Montreal; A. B. Wood, Montreal; Robert Adair, Montreal; Sir Edward W. Beatty; Wm. M. Birks, Montreal; Hon. R. Dandurand, Montreal; Sir H. S. Holt, Montreal; Carl Riordan, Westmount; John W. Ross, Westmount; Hon. L. C. Webster, Westmount; J. W. McConnell, Montreal; Ross H. McMaster, Hon. L. H. Taschereau, Arthur B. Purvis, E. A. MacNutt.*Chief or General Agent in Ontario.*—John A. Tory, Sun Life Bldg., Toronto.*Date of Incorporation.*—1865. *Date commenced business in Canada.*—May, 1871.

Capital stock paid in cash.....	\$2,000,000
Total assets.....	777,803,539
Ontario business in force (gross)...	298,443,445
Total business in force (gross)...	2,770,454,413

PREMIUMS WRITTEN—CLAIMS INCURRED	
Premiums—Ontario (net).....	\$8,862,398
Premiums—Total business (net)...	110,035,614
Death Claims—Ontario (net).....	2,016,373
Death Claims—Total business (net)...	24,086,868

**SUSSEX FIRE INSURANCE COMPANY\***

HEAD OFFICE, NEWARK, N.J.

Principal Office in Canada, Montreal, Que.

*Manager or Chief Executive Officer in Canada.*—P. J. Perrin, Montreal.*Chief or General Agent in Ontario.*—W. H. Hedges & Son, Ltd., Metropolitan Bldg., Toronto.*Date of Incorporation.*—April 28, 1928. *Date commenced business in Canada.*—March, 1929.

Capital stock paid in cash.....	\$1,000,000
Assets in Canada.....	154,132
Liabilities in Canada.....	61,178

PREMIUMS WRITTEN—CLAIMS INCURRED	
Premiums—Ontario (net).....	\$13,399
Premiums—Canada (net).....	87,992
Claims—Ontario (net).....	3,990
Claims—Canada (net).....	31,265

**SVEA FIRE AND LIFE INSURANCE COMPANY, LIMITED\***

HEAD OFFICE, GOTHENBURG, SWEDEN

Principal Office in Canada, 276 St. James St. W., Montreal, Que.

*Manager or Chief Executive Officer in Canada.*—Anselme Samoisette, 276 St. James St. West, Montreal.*Chief or General Agent in Ontario.*—Fred Midgley, 45 Richmond St. West, Toronto.*Date of Incorporation.*—1866. *Date commenced business in Canada.*—June 23, 1927.

Capital stock paid in cash... Kroner	12,000,000
Assets in Canada.....	\$76,835
Liabilities in Canada.....	19,540

PREMIUMS WRITTEN—CLAIMS INCURRED	
Premiums—Ontario (net).....	\$4,664
Premiums—Canada (net).....	27,839
Claims—Ontario (net).....	1,213
Claims—Canada (net).....	3,251

**SWITZERLAND GENERAL INSURANCE COMPANY, LIMITED\***

HEAD OFFICE, ZURICH, SWITZERLAND

Principal Office in Canada, 59 St. James St. W., Montreal, Que.

*Manager or Chief Executive Officer in Canada.*—J. H. Pigeon, 59 St. James St. W., Montreal.*Chief or General Agent in Ontario.*—McKay Insurance Agency, 43 Victoria St., Toronto.*Date of Incorporation.*—1869. *Date commenced business in Canada.*—January, 1936.

Capital stock paid in cash... Frs.	3,000,000
Assets in Canada.....	\$184,664
Liabilities in Canada.....	88,944

PREMIUMS WRITTEN—CLAIMS INCURRED	
Premiums—Ontario (net).....	\$52,018
Premiums—Canada (net).....	142,042
Claims—Ontario (net).....	2,468
Claims—Canada (net).....	11,881

\*See note on page 1.

## TOKIO MARINE & FIRE INSURANCE COMPANY, LIMITED\*

HEAD OFFICE, TOKIO, JAPAN

Principal Office in Canada, Montreal, Que.

*Manager or Chief Executive Officer in Canada.*—Geo. W. Pacaud, 460 St. Francois Xavier St., Montreal.

*Chief or General Agent in Ontario.*—E. W. Shauffler, 18 Wellington St. E., Toronto.

*Date of Incorporation.*—1879. *Date commenced business in Canada.*—March 12, 1920.

	<b>PREMIUMS WRITTEN—CLAIMS INCURRED</b>	
Capital stock paid in cash..... Yen 55,000,000	Premiums—Ontario (net).....	\$52,868
Assets in Canada..... \$264,137	Premiums—Canada (net).....	54,824
Liabilities in Canada..... 33,283	Claims—Ontario (net).....	36,975
	Claims—Canada (net).....	20,832

## TORONTO GENERAL INSURANCE COMPANY

HEAD OFFICE, FEDERAL BUILDING, RICHMOND STREET WEST, TORONTO, ONT.

*Incorporated.*—July 21, 1921. *Date commenced business.*—October, 1921.

*Officers.*—President, G. Larratt Smith, K.C.; Vice-Presidents, Prof. M. A. MacKenzie and W. P. Fess; Secretary, C. W. Sykes; General Manager, W. P. Fess; Assistant General Manager, W. F. Spry; Treasurer, C. W. Sykes.

*Directors (as at date of filing statement).*—S. E. Anglin, J. T. Braund, C. W. Buchanan, W. P. Fess, Ray Lawson, Prof. M. A. MacKenzie, Rt. Hon. A. Meighen, G. Larratt Smith, K.C., J. Fyfe Smith.

*Auditors.*—Clarkson, Gordon, Dilworth & Nash.

### Statement for Year Ending 31st December, 1936

#### Capital Stock

	Amount Subscribed for	Amount Paid in Cash
Amount of capital stock authorized, \$600,000.		
Number of shares, 200,000. Par value, \$3.		
Capital stock at beginning of year.....	\$284,391 00	\$284,391 00
Capital stock at end of year.....	\$284,391 00	\$284,391 00

#### Premium on Capital Stock

Total amount paid as premium on capital stock at beginning of year.....	\$883,136 10
Total amount paid to December 31, 1936.....	\$883,136 10

#### Balance Sheet—Assets

Book value of real estate held for sale.....		\$3,500 00
Mortgage loans on real estate, first mortgages.....		40,950 00
Amortized book value of bonds, debentures and debenture stocks owned:		
Not in default.....	\$806,751 74	
In default.....	11,497 51	
		818,249 25
Book value of stocks owned.....		165,478 80
Cash on hand and in banks:		
On hand at Head Office and branches.....	\$3,378 79	
In chartered banks of Canada in Canada.....	61,261 42	
In all other banks and depositories.....	161 24	
		64,801 45
Interest due, \$95.00; accrued, \$9,177 33.....	\$9,272 33	
Dividends due.....	1,671 03	
		10,943 36
Agents' balances and premiums uncollected:		
Written on or after October 1, 1936.....	\$122,713 54	
Premiums due from reinsuring companies:		
Written on or after October 1, 1936.....	2,148 65	
		124,862 19
Amount due from reinsurance on losses already paid.....		73 17
Owing by other insurance companies.....		12,872 08
<b>Total Admitted Assets.....</b>		<b>\$1,241,730 30</b>

\*See note on page 1.

## Balance Sheet—Liabilities

	In Canada	Outside Canada	Total Liabilities
Total provision for unpaid claims.....	\$214,778 63		\$214,778 63
Total net reserve—\$5,000.00, carried out at 100 % thereof; \$371,131.69, carried out at 80 % thereof	301,905 36	\$27 43	301,932 79
Cash dividends to shareholders due and unpaid.....			55 75
Expenses due and accrued.....			8,762 60
Taxes due and accrued.....			2,817 74
Reinsurance premiums.....			8,641 25
Return premiums and balances due agents.....			639 75
Investment reserves.....			3,000 00
Contingency reserves.....			25,000 00
Reserve for premiums returnable under Workmen's Compensation Insurance.....			900 58
Sundry accounts payable.....			750 78
Total Liabilities (excluding capital stock).....			567,279 87
Capital stock paid in cash.....		\$284,391 00	
Surplus in profit and loss account.....		390,059 43	
Excess of assets over liabilities (surplus for protection of policyholders).....			674,450 43
Total Liabilities.....			\$1,241,730 30

## Profit and Loss Account

	In Canada	Outside Canada	All Business
Net premiums written.....	\$632,469 80	\$46 08	\$632,515 88
Reserve of unearned premiums:			
At beginning of year.....	\$288,872 61		\$288,872 61
At end of year.....	301,905 36	\$27 43	301,932 79
Increase.....	\$13,032 75	\$27 43	\$13,060 18
Net premiums earned.....	\$619,437 05	\$18 65	\$619,455 70
Net losses and claims incurred.....	\$295,154 59		\$295,154 59
Net adjustment expenses.....	37,138 14		37,138 14
Commissions.....	146,759 72		146,759 72
Taxes (excluding taxes on real estate).....	21,902 34		21,902 34
Salaries, fees and travelling expenses.....	106,320 11		106,320 11
All other expenses.....			54,873 06
Total claims and expenses.....			\$662,147 96
Underwriting loss.....			\$42,692 26
Other revenue:			
Interest earned:			
Cash and accruals.....	\$38,681 86		
Adjustment by amortization.....	417 22		
Dividends earned.....		\$39,099 08	
Rents earned.....		8,525 02	
Profit on sale of securities and real estate.....		78 64	
Bank interest.....		8,089 65	
Premium on Sterling.....		127 74	
		66 20	
			55,986 33
Other expenditure:			
Bad debts written off.....			2,145 26
Net Profit for the Year.....			\$11,148 81

## Surplus for Protection of Policyholders

Surplus of assets over liabilities (excluding capital stock from liabilities) at beginning of year.....	\$673,865 57
Net profit for the year brought down.....	11,148 81
Dividends declared to shareholders.....	\$685,014 38
	23,696 00
	\$661,318 38
Add:	
Decrease in unadmitted ledger assets.....	\$1,019 03
Decrease in investment reserves.....	7,000 00
Decrease in reserve for premiums returnable under Workmen's Compensation Insurance.....	5,113 02
	13,132 05
Surplus of Assets over Liabilities (excluding capital stock from liabilities) at End of Year.....	\$674,450 43

## Summary of Risks—Fire

	In Ontario	Elsewhere	All Business
Gross in force, December 31, 1935.....	\$26,009,819	\$19,180,439	\$45,190,258
Taken in 1936, including renewed.....	31,240,207	23,137,921	54,378,128
Totals.....	\$57,250,026	\$42,318,360	\$99,568,386
Ceased in 1936, including renewed.....	21,237,503	17,864,898	39,102,401
Gross in force, December 31, 1936.....	\$36,012,523	\$24,453,462	\$60,465,985
Reinsurance in force, December 31, 1936.....	16,200,545	11,358,815	27,559,360
Net in Force, December 31, 1936.....	\$19,811,978	\$13,094,647	\$32,906,625

## Exhibit of Premiums

Class of Insurance	Gross in Force, Dec. 31, 1935		Taken in 1936, Including Renewed		Ceased in 1936		Gross in Force, Dec. 31, 1936		Reinsurance in Force, Dec. 31, 1936		Net in Force, Dec. 31, 1936	
	\$	c.	\$	c.	\$	c.	\$	c.	\$	c.	\$	c.
Fire:												
Ontario.....	202,399	34	192,346	79	125,795	25	268,950	88	121,680	35	147,270	53
Elsewhere.....	206,327	64	206,054	20	157,778	49	254,603	35	120,632	61	133,970	74
Totals.....	408,726	98	398,400	99	283,573	74	523,554	23	242,312	96	281,241	27
Automobile:												
Ontario.....	161,512	99	176,399	89	205,953	77	131,959	11	5,627	73	126,331	38
Elsewhere.....	146,618	37	288,802	61	248,566	98	186,854	00	14,594	61	172,259	39
Totals.....	308,131	36	465,202	50	454,520	75	318,813	11	20,222	34	298,590	77
Accident:												
Ontario.....	2,690	40	2,469	50	2,841	40	2,318	50	1,934	40	384	10
Elsewhere.....	2,310	00	1,508	80	2,480	00	1,338	80	686	00	652	80
Totals.....	5,000	40	3,978	30	5,321	40	3,657	30	2,620	40	1,036	90
Accident and Sickness:												
Ontario.....			545	10	87	00	458	10			458	10
Elsewhere.....			12,828	21	569	55	12,258	66	391	74	11,866	92
Totals.....			13,373	31	656	55	12,716	76	391	74	12,325	02
Blanket Residence:												
Ontario.....	4,609	95	1,145	42	1,717	71	4,037	66	—	44	4,045	10
Elsewhere.....	9,724	24	6,382	91	2,658	88	13,448	27	1,759	52	11,688	75
Totals.....	14,334	19	7,528	33	4,376	59	17,485	93	1,752	08	15,733	85
Employers' Liability:												
Ontario.....	343	54	1,565	57	724	60	1,184	51	19	21	1,165	30
Elsewhere.....	4,244	44	13,683	14	9,769	61	8,157	97	743	24	7,414	73
Totals.....	4,587	98	15,248	71	10,494	21	9,342	48	762	45	8,580	03
Guarantee:												
Ontario.....	17,995	27	21,800	61	25,497	12	14,298	76	1,563	32	12,735	44
Elsewhere.....	34,524	13	49,072	51	41,446	91	42,149	73	3,391	89	38,757	84
Totals.....	52,519	40	70,873	12	66,944	03	56,448	49	4,955	21	51,493	28
Inland Transportation:												
Ontario.....	5,098	02	6,742	38	6,894	96	4,945	44	917	54	4,027	90
Elsewhere.....	4,874	41	6,257	49	5,569	43	5,562	47	416	25	5,146	22
Totals.....	9,972	43	12,999	87	12,464	39	10,507	91	1,333	79	9,174	12
Plate Glass:												
Ontario.....	3,645	55	2,591	84	2,863	30	3,374	09			3,374	09
Elsewhere.....	11,833	29	8,918	12	8,484	49	12,266	92	425	25	11,841	67
Totals.....	15,478	84	11,509	96	11,347	79	15,641	01	425	25	15,215	76
Public Liability:												
Ontario.....	8,600	76	10,299	30	10,625	85	8,274	21	365	18	7,909	03
Elsewhere.....	18,281	79	24,967	07	19,145	77	24,103	09	9,162	52	14,940	57
Totals.....	26,882	55	35,266	37	29,771	62	32,377	30	9,527	70	22,849	60
Theft:												
Ontario.....	4,802	77	4,542	94	3,941	77	5,403	94	1,263	29	4,140	65
Elsewhere.....	18,598	68	13,382	50	9,927	21	22,053	97	766	49	21,287	48
Totals.....	23,401	45	17,925	44	13,868	98	27,457	91	2,029	78	25,428	13
Weather:												
Ontario.....	4,564	20	200	99	2,732	40	2,032	79	941	14	1,091	65
Elsewhere.....	1,278	72	1,385	81	466	20	2,198	33	546	67	1,651	66
Totals.....	5,842	92	1,586	80	3,198	60	4,231	12	1,487	81	2,743	31

## Exhibit of Premiums—Continued

Class of Insurance	Gross in Force, Dec. 31, 1935	Taken in 1936, Including Renewed	Ceased in 1936	Gross in Force, Dec. 31, 1936	Reinsur- ance in Force, Dec. 31, 1936	Net in Force, Dec. 31, 1936
	\$ c.	\$ c.	\$ c.	\$ c.	\$ c.	\$ c.
Workmen's Compensation:						
Ontario.....	180 00		180 00			
Elsewhere.....	7,727 75	41,127 98	45,493 01	3,362 72	327 88	3,034 84
Totals.....	7,907 75	41,127 98	45,673 01	3,362 72	327 88	3,034 84
All Business:						
Ontario.....	416,442 79	420,650 33	389,855 13	447,237 99	134,304 72	312,933 27
Elsewhere.....	466,343 46	674,371 35	552,356 53	588,358 28	153,844 67	434,513 61
Totals.....	882,786 25	1,095,021 68	942,211 66	1,035,596 27	288,149 39	747,446 88

## Schedule "D"

## Bonds and Debentures Owned by the Company (not in default)

	Par Value	Book Value
Dominion of Canada, 4%, 1945.....	\$500 00	\$539 67
Dominion of Canada, 4½%, 1946.....	2,000 00	1,959 83
Dominion of Canada 1934 Refunding Loan, 3½%, 1949.....	20,000 00	19,393 32
Dominion of Canada 1934 Refunding Loan, 3½%, 1949.....	10,000 00	9,696 64
Dominion of Canada, 3½%, 1949.....	1,500 00	1,546 19
Dominion of Canada, 3½%, 1955.....	50,000 00	48,932 68
Dominion of Canada, 3½%, 1955.....	10,000 00	9,774 68
Dominion of Canada, 3%, 1950-55.....	33,000 00	32,220 36
Dominion of Canada, 4½%, 1956.....	10,000 00	9,823 20
Dominion of Canada 1931 Conversion Loan, 4½%, 1958.....	15,000 00	15,132 00
Dominion of Canada Conversion Loan, 4½%, 1959.....	25,000 00	24,125 00
Dominion of Canada, 3%, perpetual.....	5,000 00	4,964 80
Province of New Brunswick, 5%, 1943.....	10,000 00	10,761 05
Province of New Brunswick, 5%, 1960.....	10,000 00	10,000 00
Province of New Brunswick, 4½%, 1961.....	10,000 00	24,883 32
Province of Nova Scotia, 3%, 1950.....	10,000 00	10,836 00
Province of Nova Scotia, 4½%, 1952.....	10,000 00	10,441 20
Province of Nova Scotia, 5%, 1959.....	15,000 00	14,559 00
Province of Nova Scotia, 4½%, 1961.....	15,000 00	15,000 00
Province of Ontario, 2½%, 1937.....	25,000 00	27,812 50
Province of Ontario, 6%, 1941.....	8,500 00	9,888 34
Province of Ontario, 6%, 1943.....	7,500 00	8,868 75
Province of Ontario, 5½%, 1946.....	2,000 00	1,984 07
Province of Ontario, 4½%, 1950.....	50,000 00	49,875 00
Hydro-Electric Power Comm. of Ontario, 6%, 1941.....	10,000 00	11,260 00
Hydro-Electric Power Comm. of Ontario, 5%, 1943.....	10,000 00	10,183 30
Hydro-Electric Power Comm. of Ontario, 3½-4.5%, 1952.....	10,000 00	10,066 68
Hydro-Electric Power Comm. of Ontario, 3½-4.5%, 1952.....	15,000 00	15,133 36
Hydro-Electric Power Comm. of Ontario, 4½%, 1960.....	25,000 00	24,038 60
Roman Catholic School, Town of Cobalt, 5%, 1937-45.....	7,759 86	7,759 86
City of Hamilton, 5%, 1942.....	5,000 00	5,190 01
City of Jonquiere, 6%, 1937.....	5,000 00	4,972 24
City of North Bay, 6%, 1939.....	1,000 00	1,017 01
City of North Bay, 6%, 1941.....	4,000 00	4,107 69
City of Quebec, 5%, 1938.....	10,000 00	10,000 00
City of Toronto, 4½%, 1953.....	1,000 00	913 92
City of Valleyfield, 5%, 1937-39.....	7,000 00	6,993 00
City of Winnipeg, 4½%, 1960.....	5,000 00	4,513 20
City of Winnipeg, 4%, 1940-60.....	14,600 00	13,782 40
County of Cape Breton, 5%, 1955.....	5,000 00	5,058 76
County of Northumberland, 5%, 1954.....	6,000 00	6,176 85
Town of Preston, 6%, 1939.....	1,000 00	1,027 00
Village of Forest Hill, 5%, 1941-42.....	10,000 00	10,145 47
Village of Forest Hill, 6%, 1940.....	5,000 00	5,314 30
Montreal Roman Catholic School Comm., 4½%, 1971.....	5,000 00	4,695 21
Canada Northern Power Corp., Ltd., 5%, 1953.....	20,000 00	19,821 60
Canadian Pacific Rly., 3%, 1945.....	33,000 00	31,261 76
Canadian Pacific Rly., 3½%, 1951.....	15,000 00	14,188 00
Gatineau Power Co., 6%, 1941.....	10,000 00	9,608 50
Gatineau Power Co., 5%, 1956.....	10,000 00	9,426 70
Gatineau Power Co., 5%, 1956.....	5,000 00	4,455 80
Gatineau Power Co., 5%, 1956.....	10,000 00	9,934 18
McLaren Quebec Power Co., 5½%, 1964.....	5,000 00	4,964 98
Shawinigan Water & Power Co., 4%, 1961.....	10,000 00	9,951 00
Canadian Bakeries, Ltd., 6½%, 1945.....	5,000 00	5,096 90
City Dairy, Ltd., 6%, 1948.....	25,000 00	24,512 51
Federal Grain Co., Ltd., 6%, 1949.....	10,000 00	9,849 10
Hamilton By-Product Coke Ovens, Ltd., 5%, 1955.....	20,000 00	19,735 70
Hamilton Cotton Co., Ltd., 5½%, 1948.....	10,000 00	9,848 70
Huron & Erie Mortgage Corp., 4%, 1938.....	5,000 00	5,000 00
Huron & Erie Mortgage Corp., 4¾%, 1939.....	10,000 00	10,000 00

## Schedule "D"—Continued

Bonds and Debentures Owned by the Company (*not in default*)

	Par Value	Book Value
Huron & Erie Mortgage Corp., 4%, 1940.....	\$500 00	\$500 00
Kingston Elevator Co., Ltd., 6%, 1950.....	5,000 00	4,515 51
Kingston Elevator Co., Ltd., 6%, 1950.....	5,000 00	4,520 96
London Realty Co., Ltd., 6½%, 1950.....	25,000 00	24,751 97
Massey-Harris Co., Ltd., 6%, 1947.....	5,000 00	4,208 00
National Trust Co., Ltd., 5½%, 1937.....	5,000 00	5,000 00
Roman Catholic Diocese of London, 4%, 1954.....	10,000 00	10,000 00
Toronto General Trusts Corp., 4¼%, 1937.....	5,000 00	5,000 00
Totals.....	<u>\$810,859 86</u>	<u>\$806,751 74</u>

Bonds and Debentures Owned by the Company (*in default*)

	Par Value	Book Value	Market Value
Town of Sturgeon Falls, 7%, 1935.....	\$1,000 00	\$1,008 65	\$550 00
Ottawa Valley Power Co., 5½%, 1970.....	10,000 00	9,003 86	9,300 00
Saskatchewan General Trusts Corp., 5%, 1934....	1,485 00	1,485 00	297 00
Totals.....	<u>\$12,485 00</u>	<u>\$11,497 51</u>	<u>\$10,147 00</u>

## Schedule "E"

## Stocks Owned by the Company

	Par Value	Book Value	Market Value
Bell Telephone Co., Ltd., 50 shs.....	\$5,000 00	\$7,017 10	\$7,987 50
Beatty Brothers, 20 shs.....	2,000 00	2,101 00	2,080 00
Canadian Industries, Ltd., 25 shs.....	2,500 00	3,834 38	4,150 00
Canadian Oil Co., 100 shs.....	10,000 00	10,500 00	12,200 00
Consumers' Gas Co. of Toronto, 200 shs.....	20,000 00	38,016 74	41,000 00
Goodyear Tire & Rubber Co. of Canada, 100 shs..	5,000 00	4,950 00	5,600 00
Imperial Oil Co., Ltd., 500 shs.....	.....	11,100 00	10,312 50
International Milling Co., 50 shs.....	5,000 00	4,950 00	5,175 00
International Nickel Co. of Canada, 100 shs.....	10,000 00	13,175 66	13,050 00
International Nickel Co. of Canada, 100 shs.....	10,000 00	13,013 92	13,050 00
International Petroleum Co., Ltd., 400 shs.....	.....	14,092 50	14,000 00
Moore Corp., 50 shs.....	5,000 00	8,768 75	9,000 00
McCull-Fontenac Oil Co., Ltd., 100 shs.....	10,000 00	9,823 75	10,000 00
Ottawa Light, Heat & Power Co., Ltd., 100 shs..	10,000 00	9,450 00	9,900 00
Provincial Paper, Ltd., 100 shs.....	10,000 00	10,405 00	10,550 00
Steel Company of Canada, Ltd., 100 shs.....	2,500 00	4,280 00	7,525 00
Totals.....	<u>\$107,000 00</u>	<u>\$165,478 80</u>	<u>\$175,580 00</u>

## TRAVELERS FIRE INSURANCE COMPANY\*

HEAD OFFICE, HARTFORD, CONN.

Principal Office in Canada, Montreal, Que.

*Manager or Chief Executive Officer in Canada.*—G. B. Foster, K.C., Montreal.*Chief or General Agent in Ontario.*—H. L. Huckvale, 68 Yonge St., Toronto.*Date of Incorporation.*—May 23, 1923. *Date commenced business in Canada.*—Dec. 19, 1929.

Capital stock paid in cash.....	\$2,000,000	PREMIUMS WRITTEN—CLAIMS INCURRED	
Assets in Canada.....	368,886	Premiums—Ontario (net).....	\$137,050
Liabilities in Canada.....	214,735	Premiums—Canada (net).....	352,180
		Claims—Ontario (net).....	28,815
		Claims—Canada (net).....	109,537

## TRAVELERS INDEMNITY COMPANY, HARTFORD, CONN.\*

HEAD OFFICE, HARTFORD, CONN.

Principal Office in Canada, Montreal, Que.

*Manager or Chief Executive Officer in Canada.*—Geo. B. Foster, K.C., Montreal.*Chief or General Agent in Ontario.*—Robert Fullerton, 68 Yonge St., Toronto.*Date of Incorporation.*—March 25, 1903. *Date commenced business in Canada.*—June 1, 1912.

Capital stock paid in cash.....	\$3,000,000	PREMIUMS WRITTEN—CLAIMS INCURRED	
Assets in Canada.....	850,015	Premiums—Ontario (net).....	\$217,931
Liabilities in Canada.....	330,442	Premiums—Canada (net).....	401,853
		Claims—Ontario (net).....	68,433
		Claims—Canada (net).....	146,893

\*See note on page 1.

**TRAVELERS INSURANCE COMPANY, HARTFORD, CONN.\***

HEAD OFFICE, HARTFORD, CONN.

Principal Office in Canada, Montreal, Que.

*Manager or Chief Executive Officer in Canada.*—Geo. B. Foster, K.C., Montreal.

*Chief or General Agent in Ontario.*—C. N. Macdonald, 68 Yonge St., Toronto.

*Date of Incorporation.*—June 17, 1863. *Date commenced business in Canada.*—July 1, 1865.

Capital stock paid in cash.....\$20,000,000

*Life:*

Assets in Canada..... 24,867,635  
 Ontario business in force (gross)... 40,425,802  
 Canadian business in force (gross).115,843,127

*Other than Life:*

Assets in Canada..... 1,395,627  
 Liabilities in Canada..... 567,936

PREMIUMS WRITTEN—CLAIMS INCURRED

*Life:*

Premiums—Ontario (net)..... \$1,240,691  
 Premiums—Canada (net)..... 3,254,447  
 Death Claims—Ontario (net).... 505,016  
 Death Claims—Canada (net).... 1,266,671

*Other than Life:*

Premiums—Ontario (net)..... 213,711  
 Premiums—Canada (net)..... 735,278  
 Claims—Ontario (net)..... 115,285  
 Claims—Canada (net)..... 275,498

**UNION ASSURANCE SOCIETY, LIMITED\***

HEAD OFFICE, LONDON, ENGLAND

Principal Office in Canada, Montreal, Que.

*Manager or Chief Executive Officer in Canada.*—John Hulroyde, Montreal.

*Chief or General Agent in Ontario.*—Martin N. Merry, LumSDen Bldg., Toronto.

*Date of Incorporation.*—1714. *Date commenced business in Canada.*—1890.

Capital stock paid in cash..... £50,000  
 Assets in Canada..... \$634,048  
 Liabilities in Canada..... 279,446

PREMIUMS WRITTEN—CLAIMS INCURRED

Premiums—Ontario (net)..... \$116,755  
 Premiums—Canada (net)..... 343,745  
 Claims—Ontario (net)..... 35,818  
 Claims—Canada (net)..... 128,151

**UNION FIRE, ACCIDENT & GENERAL INSURANCE COMPANY OF PARIS, FRANCE\***

(*L'Union Compagnie d'Assurances contre l'Incendie, Paris, France*)

HEAD OFFICE, PARIS, FRANCE

Principal Office in Canada, Montreal, Que.

*Manager or Chief Executive Officer in Canada.*—J. P. A. Gagnon, Montreal.

*Chief or General Agent in Ontario.*—Jas. Preston, 810 Excelsior Life Bldg., Toronto.

*Date of Incorporation.*—1828. *Date commenced business in Canada.*—April 11, 1911.

Capital stock paid in cash.... Frcs. 50,000,000  
 Assets in Canada..... \$575,089  
 Liabilities in Canada..... 410,781

PREMIUMS WRITTEN—CLAIMS INCURRED

Premiums—Ontario (net)..... \$207,097  
 Premiums—Canada (net)..... 531,538  
 Claims—Ontario (net)..... 94,069  
 Claims—Canada (net)..... 288,690

**UNION INSURANCE SOCIETY OF CANTON, LIMITED\***

HEAD OFFICE, VICTORIA, IN THE COLONY OF HONG KONG

Principal Office in Canada, Toronto, Ont.

*Manager or Chief Executive Officer in Canada.*—Colin E. Sword, Toronto.

*Chief or General Agent in Ontario.*—Colin E. Sword, 44 Victoria St., Toronto.

*Date of Incorporation.*—1873. *Date commenced business in Canada.*—October 1, 1917.

Capital stock paid in cash..... £540,000  
 Assets in Canada..... \$2,333,876  
 Liabilities in Canada..... 584,333

PREMIUMS WRITTEN—CLAIMS INCURRED

Premiums—Ontario (net)..... \$366,123  
 Premiums—Canada (net)..... 814,078  
 Claims—Ontario (net)..... 143,887  
 Claims—Canada (net)..... 307,549

\*See note on page 1.

### UNION LABOR LIFE INSURANCE COMPANY\*

HEAD OFFICE, NEW YORK, N.Y.

Principal Office in Canada, Toronto, Ont.

*Manager or Chief Executive Officer in Canada.*—Samuel J. McMaster, 465 Bay St., Toronto 2.

*Chief or General Agent in Ontario.*—Samuel J. McMaster, 465 Bay St., Toronto.

*Date of Incorporation.*—October 26, 1925. *Date commenced business in Canada.*—July 24, 1931.

Capital stock paid in cash.....	\$375,000	PREMIUMS WRITTEN—CLAIMS INCURRED	
Assets in Canada.....	67,690	Premiums—Ontario (net).....	\$2,736
Ontario business in force (gross)...	76,500	Premiums—Canada (net).....	2,736
Canadian business in force (gross)...	76,500	Death Claims—Ontario (net)....	Nil
		Death Claims—Canada (net)....	Nil

### UNION MARINE AND GENERAL INSURANCE COMPANY, LIMITED\*

HEAD OFFICE, LIVERPOOL, ENGLAND

Principal Office in Canada, Montreal, Que.

*Manager or Chief Executive Officer in Canada.*—C. W. C. Tyre, 480 St. Francois Xavier St., Montreal.

*Chief or General Agent in Ontario.*—A. T. Cunningham, 465 Bay St., Toronto.

*Date of Incorporation.*—1863. *Date commenced business in Canada.*—1918.

Capital stock paid in cash.....	£163,500	PREMIUMS WRITTEN—CLAIMS INCURRED	
Assets in Canada.....	\$889,821	Premiums—Ontario (net).....	\$75,120
Liabilities in Canada.....	158,430	Premiums—Canada (net).....	256,024
		Claims—Ontario (net).....	23,799
		Claims—Canada (net).....	104,984

### UNITED BRITISH INSURANCE COMPANY, LIMITED\*

HEAD OFFICE, LONDON, ENGLAND

Principal Office in Canada, Montreal, Que.

*Manager or Chief Executive Officer in Canada.*—Charles Stuart Malcolm, Montreal.

*Chief or General Agent in Ontario.*—H. B. Rowe, 100 Adelaide St. West, Toronto.

*Date of Incorporation.*—1908. *Date commenced business in Canada.*—November 30, 1921.

Capital stock paid in cash.....	£600,000	PREMIUMS WRITTEN—CLAIMS INCURRED	
Assets in Canada.....	\$218,067	Premiums—Ontario (net).....	\$43,414
Liabilities in Canada.....	100,359	Premiums—Canada (net).....	117,097
		Claims—Ontario (net).....	15,303
		Claims—Canada (net).....	52,885

### UNITED FIREMEN'S INSURANCE COMPANY\*

HEAD OFFICE, NEW YORK, N.Y.

Principal Office in Canada, Montreal, Que.

*Manager or Chief Executive Officer in Canada.*—C. W. C. Tyre, 480 St. Francois Xavier St., Montreal.

*Chief or General Agent in Ontario.*—A. T. Cunningham, 465 Bay St., Toronto.

*Date of Incorporation.*—1860. *Date commenced business in Canada.*—December, 1930.

Capital stock paid in cash.....	\$1,000,000	PREMIUMS WRITTEN—CLAIMS INCURRED	
Assets in Canada.....	163,798	Premiums—Ontario (net).....	\$17,363
Liabilities in Canada.....	55,485	Premiums—Canada (net).....	62,239
		Claims—Ontario (net).....	5,800
		Claims—Canada (net).....	20,118

### UNITED STATES FIDELITY & GUARANTY COMPANY\*

HEAD OFFICE, BALTIMORE, MD.

Principal Office in Canada, Toronto, Ont.

*Manager or Chief Executive Officer in Canada.*—Sidney W. Band, Toronto.

*Chief or General Agent in Ontario.*—Sidney W. Band, 36 Toronto St., Toronto.

*Date of Incorporation.*—March 19, 1896. *Date commenced business in Canada.*—March 12, 1903.

Capital stock paid in cash.....	\$2,000,000	PREMIUMS WRITTEN—CLAIMS INCURRED	
Assets in Canada.....	916,466	Premiums—Ontario (net).....	\$249,851
Liabilities in Canada.....	540,112	Premiums—Canada (net).....	548,182
		Claims—Ontario (net).....	112,344
		Claims—Canada (net).....	234,131

\*See note on page 1.



**UNITED STATES FIRE INSURANCE COMPANY\***

HEAD OFFICE, NEW YORK, N. Y.

Principal Office in Canada, Toronto, Ont.

*Manager or Chief Executive Officer in Canada.*—Joseph Murphy, Toronto.*Chief or General Agent in Ontario.*—Joseph Murphy, Dominion Bank Bldg., Toronto.*Date of Incorporation.*—1824. *Date commenced business in Canada.*—June 20, 1919.

Capital stock paid in cash.....	\$2,000,000	PREMIUMS WRITTEN—CLAIMS INCURRED	
Assets in Canada.....	761,423	Premiums—Ontario (net).....	\$117,050
Liabilities in Canada.....	121,788	Premiums—Canada (net).....	186,590
		Claims—Ontario (net).....	53,771
		Claims—Canada (net).....	56,832

**UNITED STATES GUARANTEE COMPANY\***

HEAD OFFICE, NEW YORK, N. Y.

Principal Office in Canada, Montreal, Que.

*Manager or Chief Executive Officer in Canada.*—A. Powis, Jr., 811 Royal Bank Bldg., Montreal.*Chief or General Agent in Ontario.*—W. S. Tomenson, Hermant Building, Toronto.*Date of Incorporation.*—1890. *Date commenced business in Canada.*—1930.

Capital stock paid in cash.....	\$2,000,000	PREMIUMS WRITTEN—CLAIMS INCURRED	
Assets in Canada.....	149,793	Premiums—Ontario (net).....	\$6,709
Liabilities in Canada.....	14,624	Premiums—Canada (net).....	21,808
		Claims—Ontario (net).....	4,424
		Claims—Canada (net).....	8,931

**UNITED STATES LIFE INSURANCE COMPANY\***

HEAD OFFICE, NEW YORK, N. Y.

Principal Office in Canada, Toronto, Ont.

*Manager or Chief Executive Officer in Canada.*—None.*Chief or General Agent in Ontario.*—Grant M. Burn, 2 Toronto St., Toronto.*Date of Incorporation.*—1850. *Date commenced business in Canada.*—August 8, 1873.

Capital stock paid in cash.....	\$300,000	PREMIUMS WRITTEN—CLAIMS INCURRED	
Assets in Canada.....	198,850	Premiums—Ontario (net).....	\$10,541
Ontario business in force (gross)...	384,648	Premiums—Canada (net).....	11,334
Canadian business in force (gross)...	453,905	Death Claims—Ontario (net)....	28,000
		Death Claims—Canada (net)....	30,140

**URBAINE FIRE INSURANCE COMPANY OF PARIS, FRANCE\***

HEAD OFFICE, PARIS, FRANCE

Principal Office in Canada, Montreal, Que.

*Manager or Chief Executive Officer in Canada.*—Geoff. W. Hadrill, Montreal.*Chief or General Agent in Ontario.*—W. T. Freeman, 82 King St. E., Toronto.*Date of Incorporation.*—1838. *Date commenced business in Canada.*—January, 1932.

Capital stock paid in cash....	Frcs. 20,000,000	PREMIUMS WRITTEN—CLAIMS INCURRED	
Assets in Canada.....	\$194,824	Premiums—Ontario (net).....	\$26,366
Liabilities in Canada.....	56,381	Premiums—Canada (net).....	77,022
		Claims—Ontario (net).....	19,363
		Claims—Canada (net).....	41,503

**THE WAPITI INSURANCE COMPANY\***

HEAD OFFICE, WAWANESA, MAN.

*Manager or Chief Executive Officer in Canada.*—C. M. Vanstone, Wawanesa, Man.*Chief or General Agent in Ontario.*—Major Howell Smith, 341 Church St., Toronto.*Date of Incorporation.*—June 28, 1935. *Date commenced business in Canada.*—Oct. 1, 1935.

Capital stock paid in cash.....	\$150,335	PREMIUMS WRITTEN—CLAIMS INCURRED	
Assets in Canada.....	297,927	Premiums—Ontario (net).....	\$44,419
Liabilities in Canada.....	75,963	Premiums—Canada (net).....	122,606
		Claims—Ontario (net).....	18,748
		Claims—Canada (net).....	54,089

\*See note on page 1.

## WELLINGTON FIRE INSURANCE COMPANY

HEAD OFFICE, 14 TORONTO STREET, TORONTO, ONT.

*Incorporated.*—1837. *Date commenced business.*—1840.

*Officers.*—President, Herbert Begg; Vice-President, Col. Hon. H. A. Bruce, M.D.; Secretary, W. H. Buscombe; Managing Director, Herbert Begg; Assistant Secretary, H. L. Kearns; Treasurer, John G. Hutchinson.

*Directors (as at date of filing statement).*—Herbert Begg, Col. Hon. H. A. Bruce, W. H. Buscombe, W. R. Begg, E. J. Hayes, Hon. Jacob Nicol, Col. S. C. Robinson, H. C. Edgar, E. B. Stockdale.

*Auditors.*—Neff Robertson and Company.

### Statement for Year Ending 31st December, 1936

<b>Capital Stock</b>		Amount Subscribed for	Amount Paid in Cash
Amount of capital stock authorized, \$1,000,000.			
No. of shares, 10,000. Par value, \$100.			
Capital stock at beginning of year.....		\$600,000 00	\$150,000 00
Capital stock at end of year.....		<u>\$600,000 00</u>	<u>\$150,000 00</u>
<b>Premium on Capital Stock</b>			
Total amount paid to December 31, 1936.....			<u>Nil</u>
<b>Balance Sheet—Assets</b>			
Mortgage loans on real estate:			
First mortgages.....	\$266 88		
Second and subsequent mortgages.....	1,577 45		
			\$1,844 33
Amortized book value of bonds, debentures and debenture stocks owned, not in default.....			552,344 08
Book value of stocks owned.....			95,450 00
Cash on hand and in banks:			
On hand at Head Office.....	\$20,338 93		
In chartered banks of Canada in Canada.....	50,811 50		
			71,150 43
Interest due, \$150.00; accrued, \$4,298.74.....			4,448 74
Agents' balances and premiums uncollected:			
Written on or after October 1, 1936.....			65,415 47
Amount due from reinsurance companies for received business.....			3,635 53
<b>Total Admitted Assets.....</b>			<u><u>\$794,288 58</u></u>
<b>Balance Sheet—Liabilities</b>			
		In Canada	Total Liabilities
Total provision for unpaid claims.....		\$47,236 60	\$47,236 60
Total net reserve, \$315,481.97; carried out at 80 % thereof.....		252,385 58	252,385 58
Reserve and unpaid losses under unlicensed reinsurance unsecured.....			7,751 74
Taxes due and accrued.....			13,794 20
Reinsurance companies' ceded business.....			12,654 69
Return premiums and balances due agents.....			347 19
<b>Total Liabilities (excluding capital stock).....</b>			<u>\$334,170 00</u>
Capital stock paid in cash.....		\$150,000 00	
Surplus in profit and loss account.....		310,118 58	
Excess of assets over liabilities (surplus for protection of policyholders).....			460,118 58
<b>Total Liabilities.....</b>			<u><u>\$794,288 58</u></u>
<b>Profit and Loss Account</b>			
		In Canada	All Business
Net premiums written.....		\$409,825 46	\$409,825 46
Reserve of unearned premiums (80 %):			
At beginning of year.....	\$234,689 09		\$234,689 09
At end of year.....	252,385 58		252,385 58
Increase.....	\$17,696 49		\$17,696 49
Net premiums earned.....		<u>\$392,128 97</u>	<u>\$392,128 97</u>
Net losses and claims incurred.....		\$170,634 32	\$170,634 32
Net adjustment expenses.....		14,220 31	14,220 31
Commissions.....		106,405 85	106,405 85
Taxes (excluding taxes on real estate).....		18,438 25	18,438 25
Salaries, fees and travelling expenses.....		14,734 29	14,734 29
Management fee.....			24,322 75
All other expenses.....			19,553 08
<b>Total claims and expenses.....</b>			<u>\$368,308 85</u>
Underwriting profit.....			<u>\$23,820 12</u>

Profit and Loss Account—Continued

Other revenue:				
Interest earned:				
Cash and accruals.....	\$22,568	80		
Adjustment by amortization.....		-8	98	
			\$22,559	82
Dividends earned.....			2,891	80
Profit on sale of securities.....			10,645	48
Increase in market value of stocks.....			15,730	76
				\$51,827
Other expenditure—Life insurance premiums.....				4,181
				30
Net Profit for the Year.....				\$71,466
				68

Surplus for Protection of Policyholders

Surplus of assets over liabilities (excluding capital stock from liabilities) at beginning of year.....	\$414,653	99
Net profit for the year brought down.....	71,466	68
	\$336,120	67
Dividends declared to shareholders.....	18,000	00
	\$318,120	67
Deduct:		
Increase in unadmitted ledger assets.....	\$250	35
Increase in unlicensed reinsurance unsecured.....	7,751	74
		8,002
		09
Surplus of assets over liabilities (excluding capital stock from liabilities) at end of year.....	\$460,118	58

Summary of Risks—Fire

	In Ontario	Elsewhere	All Business
Gross in force, December 31, 1935.....	\$72,372,217	\$11,905,421	\$84,277,638
Taken in 1936, including renewed.....	41,482,511	11,288,443	52,770,954
Totals.....	\$113,854,728	\$23,193,864	\$137,048,592
Ceased in 1936, including renewed.....	39,592,564	9,054,614	48,647,178
Gross in force, December 31, 1936.....	\$74,262,164	\$14,139,250	\$88,401,414
Reinsurance in force, December 31, 1936.....	19,417,736	5,392,712	24,810,448
Net in Force, December 31, 1936.....	\$54,844,428	\$8,746,538	\$63,590,966

Exhibit of Premiums

Class of Insurance	Gross in Force, Dec. 31, 1935		Taken in 1936, Including Renewed		Ceased in 1936		Gross in Force, Dec. 31, 1936		Reinsurance in Force, Dec. 31, 1936		Net in Force, Dec. 31, 1936	
	\$	c.	\$	c.	\$	c.	\$	c.	\$	c.	\$	c.
Fire:												
Ontario.....	528,302	28	305,485	85	303,798	32	529,989	81	138,962	58	391,027	23
Elsewhere.....	104,793	78	98,241	18	78,068	09	124,966	87	39,016	22	85,950	65
Totals.....	633,096	06	403,727	03	381,866	41	654,956	68	177,978	80	476,977	88
Automobile:												
Ontario.....	129,282	01	194,402	58	168,319	84	155,364	75	10,226	05	145,138	70
Elsewhere.....	9,312	71	24,824	90	16,383	22	17,754	39	2,678	40	15,075	99
Totals.....	138,594	72	219,227	48	184,703	06	173,119	14	12,904	45	160,214	69
All Business:												
Ontario.....	657,584	29	499,888	43	472,118	16	685,354	56	149,188	63	536,165	93
Elsewhere.....	114,106	49	123,066	08	94,451	31	142,721	26	41,694	62	101,026	64
Totals.....	771,690	78	622,954	51	566,569	47	828,075	82	190,883	25	637,192	57

Schedule "D"

Bonds and Debentures Owned by the Company (not in default)

	Par Value	Book Value
Dominion of Canada, 1931 Conversion Loan, 4 1/2 % 1946.....	\$20,000 00	\$20,153 52
Dominion of Canada, 1931 Conversion Loan, 4 1/2 % 1940.....	10,000 00	9,838 50
Dominion of Canada, 1931 Conversion Loan, 4 1/2 % 1940.....	10,000 00	9,838 50
Dominion of Canada, 1931 Conversion Loan, 3 1/2 % 1949.....	20,000 00	19,388 98
Dominion of Canada, 1931 Conversion Loan, 3 1/2 % 1949.....	24,000 00	24,138 30
Dominion of Canada, 1931 Conversion Loan, 4 1/2 % 1959.....	46,000 00	43,545 30
Dominion of Canada, 3 1/2 % 1944.....	65,000 00	67,860 00
Dominion of Canada, 4 1/2 % 1958.....	25,000 00	27,875 00
Dominion of Canada, 4 1/2 % 1958.....	40,000 00	40,740 00
Dominion of Canada, 3 % 1950-55.....	40,000 00	40,740 00
Province of Ontario, 5 % 1948.....	15,000 00	16,076 13

## Schedule "D"—Continued

## Bonds and Debentures Owned by the Company (not in default)

	Par Value	Book Value
Province of Ontario, 5%, 1948.....	\$10,000 00	\$10,895 87
Province of Ontario, 4%, 1950.....	15,000 00	14,307 00
Province of Ontario, 4 ½%, 1949.....	10,000 00	10,640 13
Province of Quebec, 4 ¼%, 1958.....	15,000 00	14,684 91
Province of Quebec, 4 ¼%, 1958.....	15,000 00	14,684 91
Province of Saskatchewan, 4%, 1957.....	15,000 00	12,773 01
Corporation of Village of Arthur, 6%, 1956-62.....	2,062 13	2,062 13
City of Hamilton, 5%, 1943.....	25,000 00	25,933 45
City of Montreal, 5%, 1945.....	10,000 00	10,086 14
City of Toronto, 5%, 1939.....	10,000 00	9,889 65
City of Toronto, 4 ½%, 1943.....	10,000 00	10,336 01
City of Toronto, 5 ½%, 1938-42.....	10,000 00	9,867 30
City of Toronto, 3 ½%, 1956.....	10,000 00	9,788 39
Toronto Harbour Comm. (Toronto Guar.), 4 ½%, 1953.....	10,000 00	10,000 00
Township of York, 5%, 1949.....	10,000 00	10,360 00
Township of North York, 6%, 1949.....	5,000 00	5,000 00
Canada Permanent Mortgage Corp., 3 ½%, 1940.....	25,000 00	25,000 00
Canada Permanent Mortgage Corp., 5 ½%, 1938.....	25,000 00	25,000 00
Security Loan & Savings, 5%, 1938.....	15,000 00	15,000 00
Victoria Trusts and Savings, 5%, 1938.....	15,000 00	15,000 00
Guelph & Ontario Investment Society, 4 ¼%, 1939.....	5,000 00	5,000 00
American Telephone & Telegraph, 4 ½%, 1939.....	5,000 00	6,580 95
Totals.....	<u>\$547,062 13</u>	<u>\$552,344 08</u>

## Schedule "E"

## Stocks Owned by the Company

	Par Value	Book Value	Market Value
Dominion Bridge Company, Limited, 100 shs.....		\$4,925 00	\$5,500 00
Bank of Canada, 50 shs.....	\$2,500 00	2,921 24	2,900 00
Shawinigan Water & Power Co., 500 shs.....		10,000 00	14,500 00
Standard Oil of New Jersey, 200 shs.....	5,000 00	10,000 00	13,800 00
International Petroleum Co., Ltd., 500 shs.....		17,437 50	17,500 00
Imperial Oil, Limited, 300 shs.....		6,075 00	6,300 00
British American Oil Company, Ltd., 700 shs.....		11,550 00	15,750 00
The Chase National Bank, 200 shs.....	2,710 00	9,105 69	9,000 00
The National City Bank of New York, 200 shs....	2,500 00	7,704 81	10,200 00
Totals.....	<u>\$12,710 00</u>	<u>\$79,719 24</u>	<u>\$95,450 00</u>

## WESTCHESTER FIRE INSURANCE COMPANY\*

HEAD OFFICE, NEW YORK, N. Y.

Principal Office in Canada, Montreal, Que.

Managers or Chief Executive Officers in Canada.—S. M. Elliott and A. H. Vallance, Montreal.

Chief or General Agent in Ontario.—Dale &amp; Company, Metropolitan Bldg., Toronto.

Date of Incorporation.—March 14, 1837. Date commenced business in Canada.—May 28, 1912.

Capital stock paid in cash.....	\$1,000,000	PREMIUMS WRITTEN—CLAIMS INCURRED	
Assets in Canada.....	402,131	Premiums—Ontario (net).....	\$37,909
Liabilities in Canada.....	89,704	Premiums—Canada (net).....	150,122
		Claims—Ontario (net).....	12,046
		Claims—Canada (net).....	54,558

## WESTERN ASSURANCE COMPANY\*

HEAD OFFICE, TORONTO, ONT.

Officers.—President and Manager, E. A. Brownell, Toronto; Vice-President, H. C. Cox, Toronto; Geo. A. Morrow, Toronto; General Manager, Kenneth Thom, Toronto; Secretary, C. R. Morrow.

Directors.—Sir John Aird, Toronto; D. B. Hanna, Toronto; Miller Lash, K.C., Toronto; Major-Gen. Sir Henry Pellatt, Toronto; E. R. Wood, Toronto; E. Willans, Toronto; Hon. G. Howard Ferguson, Toronto; D. G. Wakeman, New York; H. J. Wyatt, New York; J. L. Parsons, New York; W. H. McWilliams, Winnipeg; H. C. Cox, Toronto; W. M. Cox, Toronto; G. A. Morrow, Toronto; C. S. Wainwright, Toronto; W. E. Meikle, Winnipeg; E. A. Brownell, Toronto.

Date of Incorporation.—August 31, 1851. Date commenced business in Canada.—August, 1851.

Capital stock paid in cash.....	\$1,400,000	PREMIUMS WRITTEN—CLAIMS INCURRED	
Total assets.....	9,120,341	Premiums—Ontario (net).....	\$655,224
Total liabilities.....	4,525,429	Premiums—Total business (net).....	3,697,255
Surplus protection of policyholders.....	4,594,912	Claims—Ontario (net).....	290,522
		Claims—Total business (net).....	1,872,214

\*See note on page 1.

**THE WESTERN LIFE ASSURANCE COMPANY\***

HEAD OFFICE, WINNIPEG, MAN.

*Officers.*—President, J. M. Carruthers; Vice-Presidents, W. E. Milner, R. H. Hamlin; General Manager, W. E. Milner; Secretary, O. S. McCombie.

*Directors.*—R. H. Hamlin, R. Jacob, K.C., Dr. C. W. Prowd, Dr. R. M. Simpson, J. M. Carruthers, W. E. Milner, Winnipeg; W. H. Milner, Winnipeg; W. Bourke, Winnipeg; W. M. McGeachy, Winnipeg.

*Chief or General Agent in Ontario.*—C. A. Smith, 346 Confederation Life Bldg., Toronto.

*Date of Incorporation.*—May, 1910. *Date commenced business in Canada.*—June, 1911.

		PREMIUMS WRITTEN—CLAIMS INCURRED	
Capital stock paid in cash.....	\$138,040	Premiums—Ontario (net).....	\$15,285
Total assets.....	1,511,388	Premiums—Total business (net)..	141,065
Ontario business in force (gross)...	78,250	Death Claims—Ontario (net).....	Nil
Total business in force (gross).....	7,242,921	Death Claims—Total business (net)	17,729

**THE WESTMINSTER FIRE OFFICE\***

HEAD OFFICE, LONDON, ENGLAND

Principal Office in Canada, Montreal, Que.

*Manager or Chief Executive Officer in Canada.*—E. E. Kenyon, Montreal.

*Chief or General Agent in Ontario.*—Tomenson, Saunders & Co., 1008 Hermant Bldg., Toronto.

*Date of Incorporation.*—1919. *Date commenced business in Canada.*—December 26, 1929.

		PREMIUMS WRITTEN—CLAIMS INCURRED	
Capital stock paid in cash.....	\$486,000	Premiums—Ontario (net).....	Nil
Assets in Canada.....	194,488	Premiums—Canada (net).....	Nil
Liabilities in Canada.....	Nil	Claims—Ontario (net).....	Nil
		Claims—Canada (net).....	Nil

**WORLD FIRE AND MARINE INSURANCE COMPANY\***

HEAD OFFICE, HARTFORD, CONN.

Principal Office in Canada, Toronto, Ont.

*Manager or Chief Executive Officer in Canada.*—A. M. M. Kirkpatrick, Toronto.

*Chief or General Agent in Ontario.*—A. M. M. Kirkpatrick, 15 Toronto St., Toronto.

*Date of Incorporation.*—1924. *Date commenced business in Canada.*—July 14, 1924.

		PREMIUMS WRITTEN—CLAIMS INCURRED	
Capital stock paid in cash.....	\$1,000,000	Premiums—Ontario (net).....	\$23,874
Assets in Canada.....	353,633	Premiums—Canada (net).....	84,511
Liabilities in Canada.....	49,037	Claims—Ontario (net).....	4,628
		Claims—Canada (net).....	16,541

**WORLD MARINE & GENERAL INSURANCE COMPANY, LIMITED\***

HEAD OFFICE, LONDON, ENGLAND

Principal Office in Canada, Montreal, Que.

*Manager or Chief Executive Officer in Canada.*—A. Hurry, Montreal.

*Chief or General Agent in Ontario.*—Messrs. Reed, Shaw & McNaught, 64 Wellington St. West, Toronto.

*Date of Incorporation.*—1894. *Date commenced business in Canada.*—April 25, 1923.

		PREMIUMS WRITTEN—CLAIMS INCURRED	
Capital stock paid in cash.....	£100,000	Premiums—Ontario (net).....	\$75,212
Assets in Canada.....	\$337,415	Premiums—Canada (net).....	127,646
Liabilities in Canada.....	94,532	Claims—Ontario (net).....	57,567
		Claims—Canada (net).....	81,007

\*See note on page 1.

**THE YORKSHIRE INSURANCE COMPANY, LIMITED\***

HEAD OFFICE, YORK, ENGLAND

Principal Office in Canada, Montreal, Que.

*Manager or Chief Executive Officer in Canada.*—Frank E. Dufty, Montreal.*Chief or General Agent in Ontario.*—Geo. McMurrich & Sons, Ltd., 22 Toronto St., Toronto.*Date of Incorporation.*—1824. *Date commenced business in Canada.*—January 16, 1907.

Capital stock paid in cash.....	£293,506	PREMIUMS WRITTEN—CLAIMS INCURRED	
Assets in Canada.....	\$4,898,425	Premiums—Ontario (net).....	\$197,817
Liabilities in Canada.....	417,551	Premiums—Canada (net).....	480,354
		Claims—Ontario (net).....	84,857
		Claims—Canada (net).....	218,705

**ZURICH GENERAL ACCIDENT & LIABILITY INSURANCE COMPANY, LIMITED\***

HEAD OFFICE, ZURICH, SWITZERLAND

Principal Office in Canada, Toronto, Ont.

*Manager or Chief Executive Officer in Canada.*—J. H. Burgar, Toronto.*Chief or General Agent in Ontario.*—J. H. Burgar, Federal Bldg., Toronto.*Date of Incorporation.*—1872. *Date commenced business in Canada.*—August 29, 1923.

	Swiss	PREMIUMS WRITTEN—CLAIMS INCURRED	
Capital stock paid in cash....	Frcs. 15,000,000	Premiums—Ontario (net).....	\$225,112
Assets in Canada.....	\$764,984	Premiums—Canada (net).....	392,750
Liabilities in Canada.....	250,849	Claims—Ontario (net).....	112,540
		Claims—Canada (net).....	189,566

\*See note on page 1.

---

---

B

MUTUAL INSURANCE  
CORPORATIONS

- I. FARMERS' MUTUALS—FIRE
  - II. FARMERS' MUTUALS—WEATHER
  - III. ASSOCIATED NEW ENGLAND MUTUALS
  - IV. OTHER MUTUALS
- 
-

I.—FARMERS' MUTUAL FIRE INSURANCE CORPORATIONS  
ASSETS, DECEMBER 31ST, 1936

Name of Corporation	Real estate		Mortgages		Bonds, debentures and other securities		Cash		Cash payments and instalments of 1936 unpaid		Assessments of 1936 unpaid		Due from reinsurance on losses		Interest due and accrued		All other assets		Total assets		Net unassessed premium note residue	
	\$	c.	\$	c.	\$	c.	\$	c.	\$	c.	\$	c.	\$	c.	\$	c.	\$	c.	\$	c.	\$	c.
1 Algoma.....					19,281	87	766	15	170	10									20,218	12	63,201	21
2 Amherst Island.....					8,500	00	2,620	64	47	20									11,167	84	11,046	00
3 Ayr.....					3,768	84	23,396	90	1,103	90									28,521	42	178,892	78
4 Bay of Quinte.....					8,000	00	5,348	42	1,035	45									14,659	87	270,679	72
5 Bertie and Willoughby.....					26,703	95			804	71									27,828	33	162,129	65
6 Blanshard.....					10,000	00	16,288	60	990	25									27,278	85	83,947	30
7 Blenheim, North.....					8,000	00	7,993	35	993	22									26,491	14	82,267	65
8 Brant County.....					287,790	51	3,138	91	773	57									301,987	71	106,859	66
9 Canadian Millers.....					22,491	00	5,737	91	109	89									28,610	20	100,937	88
10 Caradoc.....							6,405	44	917	00									7,322	44	113,192	60
11 Clinton.....					18,000	00	406	69	1,647	27									21,703	96	40,564	93
12 Culross.....							2,500	04	733	55									3,233	59	81,694	73
13 Dereham and W. Oxford.....							12,656	63	524	82									13,181	45	169,217	08
14 Dorchester, North and South.....					25,200	00	6,540	93											32,020	58	112,876	00
15 Downie.....					14,850	41	15,667	58	*1,181	40									31,753	97	226,892	14
16 Dufferin.....							16,655	61	2,194	79									18,850	40	159,367	35
17 Dumfries, N., & Waterloo, S.....					30,000	00	8,397	66	485	10									32,323	59	81,694	73
18 Dunwich.....					73,478	48	15,779	96	641	30									89,257	78	312,857	52
19 Easthope, South.....					5,000	00	10,050	14	375	86									15,538	50	69,337	29
20 Ekfrid.....					2,100	00			112	50									2,212	50	43,997	98
21 Elma.....					20,866	12	15,221	01	457	68									36,806	26	211,844	54
22 Elma.....					8,000	00	5,307	11	753	75									14,060	86	83,315	40
23 Erie.....					20,000	00	15,874	42	924	38									36,798	80	99,283	20
24 Farmers' Central.....					9,002	00	23,848	64	*4,675	49									150,830	00	926,056	24
25 Farmers' Union.....					8,775	00	9,796	91	1,164	08									152,681	00	357,557	12
26 Formosa.....					2,500	00	34,247	06	*636	40									42,083	46	209,457	48
27 Germania.....					20,000	00	19,549	51	2,016	77									41,566	28	184,192	01
28 Glengarry.....							21,990	89											22,051	89	166,401	00
29 Grand River.....					8,000	00	82	34	719	21									8,821	55	90,757	70
30 Grenville Patron.....							24,378	00	497	99									41,233	79	313,690	63
31 Grey and Bruce.....							14,748	42	1,688	25									18,445	97	152,885	89





I.—FARMERS' MUTUAL FIRE INSURANCE CORPORATIONS—Continued  
LIABILITIES, DECEMBER 31ST, 1936

Name of Corporation	Adjusted, not yet paid		Losses		Borrowed money, including accrued interest	Unearned premiums	Other liabilities		Total liabilities	Number of policies in force	Net amount at risk	Surplus or *deficit		
	\$	c.	\$	c.			\$	c.					\$	c.
1 Algoma.....					1,500 00		15 78		15,522 94	1,853	3,233,575 00	4,695 18		
2 Amherst Island.....									1,260 77	240	345,450 00	9,907 07		
3 Ayr.....									9,809 36	2,488	8,962,208 00	18,712 06		
4 Bay of Quinte.....									16,019 24	4,106	11,561,510 00	*1,359 37		
5 Bertie and Willoughby.....					276 69				11,533 42	1,801	5,256,622 50	16,294 91		
6 Blanshard.....	1,800 00		15 00						7,241 67	1,918	3,648,395 00	20,037 18		
7 Blenheim, North.....									4,476 62	1,386	4,165,468 37	22,014 52		
8 Brant County.....	5,443 14								13,472 48	1,944	6,232,271 25	*9,457 42		
9 Canadian Millers.....									14,433 34	436	1,564,800 00	287,554 37		
10 Caradoc.....									5,178 50	1,125	4,308,657 00	23,431 70		
11 Clinton.....	1,500 00		710 00			1,700 00			13,325 06	1,526	4,855,848 00	*6,002 62		
12 Culross.....									3,967 16	1,264	3,706,153 00	17,736 80		
13 Dereham and West Oxford.....									4,556 42	1,527	3,433,328 93	*1,322 83		
14 Dorchester, North and South.....									8,244 23	2,525	6,723,807 00	4,937 22		
15 Downie.....			1,800 00				80 18		5,997 53	1,264	4,570,891 00	26,023 05		
16 Dufferin.....	600 00								11,572 26	2,863	9,829,035 25	19,581 71		
17 Dumfries, N., and Waterloo, S.....									9,390 17	2,307	7,792,127 25	9,460 23		
18 Dunwich.....									6,060 73	1,459	5,399,636 00	33,083 28		
19 Easthope, South.....							206 00		10,078 94	2,253	12,194,990 00	83,047 50		
20 Elfrid.....									5,019 71	1,320	4,098,052 00	10,518 79		
21 Elma.....							23 00		5,578 50	1,084	4,812,935 00	31,227 76		
22 Eramosa.....									1,764 91	770	1,836,775 00	12,295 95		
23 Erie.....									4,919 75	1,278	4,018,163 00	31,879 05		
24 Farmers' Central.....									88,212 38	14,003	37,319,205 00	62,617 62		
25 Farmers' Union.....							207 89		42,086 06	6,547	17,268,838 00	110,594 94		
26 Formosa.....	400 00								14,675 60	3,656	8,241,688 00	27,407 86		
27 Germania.....									13,036 97	2,628	7,051,035 00	28,529 31		
28 Glangarry.....							164 00		31,877 26	3,489	7,885,950 00	*9,989 37		
29 Grand River.....					598 35				6,650 37	1,118	3,818,684 00	1,572 83		
30 Grenville Patron.....			1,654 20			2,218 60			36,609 34	4,639	14,127,060 00	4,624 45		
31 Grey and Bruce.....									8,109 45	3,129	5,614,238 00	10,336 52		

32 Guelph Township.....				1,192 11	238 00	1,430 11	363	1,016,312 50	1,499 68
33 Halton Union.....				28,897 41		28,897 41	2,974	10,010,022 00	25,735 14
34 Hamilton Township.....				24,679 55		24,679 55	3,109	6,838,572 00	35,987 05
35 Hay Township.....				4,711 08		4,711 08	2,048	7,925,870 00	51,002 70
36 Hopewell Creek.....		1,350 00		2,625 52		2,625 52	505	1,339,618 00	11,804 58
37 Howard.....				17,648 30		17,648 30	2,686	10,040,335 00	30,820 23
38 Howick.....			1,033 50	16,925 10		19,978 60	5,062	13,765,054 00	47,212 19
39 Kent and Essex.....				83,524 14		83,524 14	7,562	22,529,291 00	82,015 38
40 Lambton.....				48,400 84		48,400 84	4,924	14,862,817 00	54,568 26
41 Lanark.....		400 00		35,677 02		36,077 02	7,096	17,003,220 00	36,811 05
42 Lennox and Addington.....				9,766 49		9,766 49	1,794	4,650,292 00	26,861 50
43 Lobo.....				8,976 02		8,976 02	1,123	3,587,859 00	31,278 26
44 London Township.....		200 00		12,358 31	257 00	12,815 31	1,702	5,392,820 00	39,733 03
45 McGillivray.....				3,809 66		3,809 66	594	1,471,521 00	7,490 02
46 McKillop.....				8,138 14	125 50	8,263 64	2,661	8,098,277 00	50,235 09
47 Maple Leaf.....				64,028 38		64,028 38	6,429	16,539,191 00	*8,497 62
48 Nisourit.....				12,786 84	90 76	12,877 60	3,036	12,570,883 00	44,987 24
49 Norfolk.....				4,970 85	10 00	4,980 85	1,248	3,092,754 00	611 61
50 North Kent.....			3,054 45	10,682 83		13,737 28	1,694	4,774,681 83	*2,164 26
51 Oneida.....				2,327 57		2,327 57	412	1,321,350 00	3,110 63
52 Ontario Threshermen's.....		650 00		5,428 56		6,078 56	941	537,775 00	7,993 58
53 Otter.....		600 00		12,691 49		13,511 49	2,770	8,792,552 00	53,325 08
54 Oxford†.....				66,138 40		68,223 99	8,746	24,661,845 00	61,330 45
55 Peel County.....		2,085 59		13,766 91		13,766 91	3,743	11,784,421 00	19,078 14
56 Peel and Maryborough.....				9,952 38	61 00	18,913 38	1,810	3,015,460 00	*16,252 98
57 Prescott.....			8,900 00	1,577 61		1,577 61	491	1,439,099 50	1,684 09
58 Puslinch.....				7,777 41		7,777 41	919	2,665,859 00	3,108 19
59 Saltfleet and Binbrook.....				3,937 12		8,217 12	1,019	3,270,027 33	7,845 22
60 Southwold.....		4,280 00		4,231 28		11,582 33	972	3,199,541 00	*3,047 69
61 Townsend.....		2,188 40		5,162 65		5,063 10	3,029	12,560,450 00	98,154 76
62 Usborne and Hibbert.....			7 00	3,960 50		3,960 50	820	3,207,940 00	32,517 82
63 Walpole.....				49,799 97		50,699 97	11,615	44,021,337 00	145,465 19
64 Waterloo, North.....		900 00		16,039 16		16,539 16	4,497	13,365,963 00	29,853 16
65 Wawanosh, West.....				1,442 29	675 00	4,225 59	1,463	4,623,356 00	7,463 17
66 Westminster.....		400 00		4,372 21		4,372 21	1,448	3,712,509 00	8,032 29
67 Williams, East.....				4,699 88		4,699 88	964	3,131,546 68	*1,193 40
68 Yarmouth.....									
Totals.....	22,237 13	7,479 20	5,659 10	1,022,778 09	2,154 11	1,080,808 07	180,215	534,697,818 39	1,926,449 08

†Went into voluntary liquidation, April 20th, 1936.

I.—FARMERS' MUTUAL FIRE INSURANCE CORPORATIONS—Continued  
 RECEIPTS FOR THE YEAR ENDING DECEMBER 31ST, 1936

Name of Corporation	Application and survey fees		Cash payments, instalments, and reinsurance premiums, 1936		Cash payments, instalments due in prior years		Extra premiums, rebates, endorsements and transfer fees		Assessments, 1936		Assessments, prior years		Interest		Reinsurance on losses		Borrowed money		Other cash receipts		Total receipts		Realization of investments (not extended)				
	\$	c.	\$	c.	\$	c.	\$	c.	\$	c.	\$	c.	\$	c.	\$	c.	\$	c.	\$	c.	\$	c.	\$	c.			
1 Algoma.....	943	50	13,210	44	73	00	49	15	.....	.....	.....	.....	979	50	.....	.....	1,500	00	15	78	16,771	37	.....	319	16		
2 Amherst Island.....	.....	.....	1,267	50	30	80	7	75	.....	.....	.....	.....	319	66	.....	.....	.....	.....	.....	.....	1,625	71	.....	.....	.....		
3 Ayr.....	.....	.....	24,616	78	1,245	52	9	40	.....	.....	.....	.....	299	04	.....	.....	.....	.....	37	40	26,208	14	.....	.....	202	64	
4 Bay of Quinte.....	.....	.....	40,182	00	962	59	.....	.....	.....	.....	.....	.....	360	25	255	00	9,000	00	112	25	50,872	09	.....	.....	.....		
5 Bertie and Willoughby.....	.....	.....	18,001	97	695	54	33	01	.....	.....	.....	.....	949	12	2	50	276	69	.....	.....	19,958	83	.....	.....	.....		
6 Blanshard.....	.....	.....	9,685	00	1,606	45	28	55	.....	.....	.....	.....	550	78	.....	.....	.....	.....	.....	.....	11,870	78	.....	.....	.....		
7 Blenheim, North.....	.....	.....	11,989	74	989	17	.....	.....	.....	.....	.....	.....	849	67	28	78	.....	.....	.....	.....	13,857	36	.....	.....	.....		
8 Brant County.....	.....	.....	19,473	35	754	25	137	50	.....	.....	.....	.....	1	49	2,843	03	.....	.....	1	93	23,211	55	.....	.....	.....		
9 Canadian Millers.....	.....	.....	35,251	75	1,044	79	.....	.....	.....	.....	.....	.....	13,153	69	.....	.....	1,500	00	267	71	54,717	94	.....	.....	8,027	81	
10 Caradoc.....	.....	.....	13,500	53	164	72	8	50	.....	.....	.....	.....	877	28	.....	.....	.....	.....	.....	.....	14,551	03	.....	.....	.....		
11 Clinton.....	.....	.....	14,842	22	461	10	.....	.....	.....	.....	.....	.....	7	37	.....	.....	.....	.....	.....	.....	15,310	69	.....	.....	.....		
12 Cuross.....	.....	.....	7,838	31	1,527	85	.....	.....	.....	.....	.....	.....	890	00	25	32	1,100	00	87	50	11,468	98	.....	.....	50	00	
13 Dereham and West Oxford.....	.....	.....	13,161	05	694	00	1,295	67	.....	142	70	.....	.....	.....	.....	.....	.....	.....	.....	.....	2,592	86	.....	.....	.....		
14 Dorchester, North and South.....	.....	.....	23,859	55	191	00	1,288	15	.....	.....	.....	.....	149	98	1,918	43	.....	.....	.....	.....	17,886	28	.....	.....	.....		
15 Downie.....	.....	.....	10,393	19	89	80	71	03	.....	.....	.....	.....	1,519	05	1,506	21	.....	.....	65	00	13,644	28	.....	.....	13,400	00	
16 Dufferin.....	.....	.....	28,121	73	*756	55	372	27	.....	.....	.....	.....	711	09	136	84	.....	.....	1	00	30,099	48	.....	.....	157	56	
17 Dumfries, N., and Waterloo, S.....	.....	.....	21,323	88	1,648	51	2	50	.....	266	21	.....	.....	244	17	102	29	2,000	00	.....	.....	23,587	56	.....	.....	.....	
18 Dunwich.....	.....	.....	13,956	31	385	00	4	00	.....	.....	.....	.....	1,385	00	.....	.....	.....	.....	.....	.....	17,730	31	.....	.....	500	00	
19 Easthope, South.....	.....	.....	23,847	06	833	20	.....	.....	.....	.....	.....	.....	3,211	85	.....	.....	.....	.....	226	90	28,119	01	.....	.....	.....		
20 Ekfrid.....	.....	.....	12,341	45	318	48	9	70	.....	30	86	.....	.....	278	34	312	00	.....	.....	.....	.....	13,290	83	.....	.....	.....	
21 Elma.....	.....	.....	13,688	17	296	40	.....	.....	.....	.....	.....	.....	870	85	.....	.....	.....	.....	29	45	14,884	87	.....	.....	.....		
22 Eramosa.....	.....	.....	5,718	50	882	10	19	10	.....	.....	.....	.....	448	59	57	50	.....	.....	.....	.....	7,125	79	.....	.....	.....		
23 Erie.....	.....	.....	13,025	15	839	36	.....	.....	.....	.....	.....	.....	948	65	3,653	00	.....	.....	.....	.....	18,466	16	.....	.....	.....		
24 Farmers' Central.....	.....	.....	136,272	85	*9,517	67	702	65	.....	.....	.....	.....	3,466	09	3,316	00	.....	.....	14	00	153,289	26	.....	.....	.....		
25 Farmers' Union.....	.....	.....	64,215	04	2,074	12	86	13	.....	138	70	.....	.....	5,769	19	699	86	.....	.....	1,293	90	74,276	94	.....	.....	5,300	00
26 Formosa.....	.....	.....	32,628	48	*853	19	198	81	.....	.....	.....	.....	264	32	3,574	58	.....	.....	.....	.....	37,519	38	.....	.....	.....		
27 Germania.....	.....	.....	26,956	29	2,273	21	73	12	.....	.....	.....	.....	481	74	1,373	97	.....	.....	24	00	31,182	33	.....	.....	.....		
28 Glenarry.....	.....	.....	29,726	00	.....	.....	.....	.....	.....	245	23	.....	.....	136	14	800	00	.....	.....	.....	.....	30,907	37	.....	.....	.....	
29 Grand River.....	.....	.....	10,754	14	595	70	136	25	.....	66	45	.....	.....	259	77	923	90	1,548	35	.....	.....	14,284	56	.....	.....	.....	
30 Grenville Patron.....	.....	.....	50,379	55	*1,629	73	29	50	.....	.....	.....	.....	736	00	.....	.....	.....	.....	.....	.....	52,774	78	.....	.....	.....		
31 Grey and Bruce.....	.....	.....	22,636	76	1,580	01	1	64	.....	186	20	.....	.....	34	61	2,226	40	.....	.....	.....	.....	27,037	96	.....	.....	.....	

32 Guelph Township	2,616 86	281 00	10 40	16 77	4,097 20	2,925 03
33 Halton Union	29,792 10	449 65	126 75	958 45	4,097 20	36,354 15
34 Hamilton Township	21,942 01	2,035 83	22 60	1,549 76	140 82	25,691 02
35 Hay Township	11,646 40	121 35		2,260 89		14,137 69
36 Hopewell Creek	3,690 31	110 13		79 40	62 50	3,942 34
37 Howard	34,023 17	1,435 70	232 65	1,650 24		37,437 76
38 Howick	44,592 44	830 63	184 59	1,353 39	5,877 72	52,855 65
39 Kent and Essex	76,280 82	5,756 78	892 08	6,022 70	38 30	89,235 21
40 Lambton	40,918 01	2,403 96	38 15	2,447 12	479 16	46,334 40
41 Lanark	81,977 63	1,190 53	244 24	495 53	3,849 09	88,715 02
42 Lennox and Addington	15,610 58	847 75	54 50	1,155 36		17,683 23
43 Lobo	7,665 67		1 50	1,957 17		9,633 09
44 London Township	8,639 53	1,759 62		2,077 86	84 88	12,561 89
45 McGillivray	3,628 74	188 40		426 31		4,243 45
46 McKillop	20,877 67	766 19	137 82	2,026 04	42 20	23,997 72
47 Maple Leaf	61,490 00	3,698 45	135 90	997 77	201 75	66,654 07
48 Nissouri	29,460 15	506 72	114 48	2,225 81	84 11	32,391 27
49 Norfolk	11,197 99	173 32	41 00			11,522 31
50 North Kent	16,038 56	1,212 15		200 00	3,054 45	20,505 16
51 Oneida	4,550 76	200 18	11 97	13 64		5,337 83
52 Ontario Threshermen's	12,548 39	415 70	130 30	35 64		13,494 29
53 Otter	26,957 40	2,031 40	298 32	1,925 83	683 38	32,849 33
54 Oxford†	2,146 00	706 19	2,356 17	30 93	8 34	5,347 63
55 Peel County	76,090 85	*5,972 50	338 65	2,115 75	1,373 55	85,969 30
56 Peel and Maryborough	33,414 55	1,934 90	98 85	110 78	581 59	36,140 67
57 Prescott	14,332 26	*2,065 89	2 60	1 75	1,726 15	20,561 80
58 Puslinch	4,333 73	442 77	39 60	3 59	18 00	5,049 69
59 Saltfleet and Binbrook	7,719 32	949 16	75 38	150 17		9,516 00
60 Southwold	8,305 87	2,126 40		230 84		10,663 11
61 Townsend	10,683 70	22 65		220 00	1,502 35	12,434 70
62 Usborne and Hibbert	11,966 90	957 35		3,900 35		17,226 85
63 Walpole	9,042 55	*536 40		709 57		10,388 52
64 Waterloo, North	111,590 85	3,781 85		5,879 26	3,318 31	125,031 32
65 Wawanosh, West	40,365 30	784 70		1,025 21	1,270 28	43,495 49
66 Westminster	12,959 38		16 03	930 55	1,132 57	16,038 53
67 Williams, East	11,032 32	303 15	2 00	71 78		11,409 25
68 Yarmouth	10,774 88	90 45	51 93	62 84		10,980 10
Totals	1,693,768 39	82,103 61	10,222 84	85,472 33	51,418 37	1,962,693 60
	3,842 94			3,548 75	26,881 84	5,434 53
						108,057 16

\*Includes agents' balances of 1935 paid in 1936.

†Went into voluntary liquidation, April 20th, 1936.

I.—FARMERS' MUTUAL FIRE INSURANCE CORPORATIONS—Concluded  
EXPENDITURES FOR THE YEAR ENDING DECEMBER 31ST, 1936

Name of Corporation	Expenses of Management										Losses	Re-insurance premiums	Rebates and returned premiums	Borrowed money repaid	Other cash expenditure	Total expenditure	Invested (not extended)			
	Agents' commission, fees		Salaries, directors' and auditors' fees		License fee		General expense account		Total expenses of management											
	\$	C.	\$	C.	\$	C.	\$	C.	\$	C.								\$	C.	\$
1 Algoma.....	1,579	00	1,773	55	50	00	998	01	4,400	56	12,703	21	360	85	49	71	17,904	33	1,466	24
2 Amherst Island.....	85	00	206	00	25	00	51	50	367	50	.....	.....	.....	.....	7	11	375	60	99	.....
3 Ayr.....	42	50	2,479	30	75	00	656	17	3,252	97	8,702	24	1,040	32	135	19	13,415	27	284	55
4 Bay of Quinte.....	4,122	70	2,526	80	100	00	2,264	69	9,014	19	27,091	83	834	97	791	72	49,232	71	2,500	00
5 Bertie and Willoughby.....	1,337	00	1,377	90	75	00	650	65	3,440	55	14,991	60	1,273	78	231	19	19,952	65	15	53
6 Blanshard.....	755	00	549	00	50	00	369	55	1,723	55	3,341	47	1,165	20	102	88	6,333	10	25	00
7 Blenheim, North.....	498	00	1,098	60	50	00	404	15	2,050	75	4,192	75	1,821	69	63	51	8,153	70	.....	.....
8 Brant County.....	966	00	1,175	00	75	00	919	44	3,135	44	15,703	53	1,970	17	313	20	21,122	34	.....	.....
9 Canadian Millers.....	5	00	6,628	00	50	00	3,087	03	9,770	03	21,919	00	.....	.....	12,448	09	5,000	00	446	50
10 Caradoc.....	390	00	1,041	90	50	00	413	53	1,895	43	8,925	97	378	07	218	17	9,479	13	.....	.....
11 Clinton.....	987	50	1,067	00	75	00	452	11	2,581	61	5,584	82	203	00	109	70	11,317	11	.....	.....
12 Cuross.....	508	75	639	15	50	00	513	47	1,711	37	3,313	32	653	05	39	37	4,600	00	.....	.....
13 Dereham and West Oxford.....	661	00	1,103	00	50	00	494	66	1,647	66	8,708	59	4,750	20	821	09	15,927	54	.....	.....
14 Dorchester, North and South.....	.....	.....	2,886	00	75	00	951	04	2,975	04	20,152	77	4,525	70	1,092	94	28,746	45	.....	.....
15 Downie.....	1,795	00	1,716	05	100	00	334	53	1,330	53	16,417	77	1,116	00	109	81	18,974	11	9,400	00
16 Dufferin.....	12	00	2,734	40	75	00	1,349	57	4,170	97	13,712	26	1,943	58	273	74	19,841	71	.....	.....
17 Dunfries, N. and Waterloo, S.....	261	85	730	30	75	00	736	31	1,803	46	4,798	11	1,734	24	134	18	9,832	65	.....	.....
18 Dunwich.....	1,247	75	1,557	85	100	00	813	09	3,718	69	8,694	67	.....	.....	195	30	12,615	78	9,987	50
19 Easthope, South.....	360	00	718	00	50	00	1,095	94	2,223	94	7,566	47	148	10	180	40	10,173	91	55	00
20 Ekfrid.....	386	30	990	00	50	00	547	31	1,973	61	4,452	72	178	10	142	55	6,746	98	5,536	12
21 Elma.....	255	00	625	60	50	00	201	06	1,131	66	3,052	45	1,050	50	37	10	5,271	71	.....	.....
22 Eramosa.....	426	25	1,057	90	50	00	505	11	2,039	26	11,342	34	1,652	52	126	62	15,160	74	.....	.....
23 Erie.....	6,202	40	6,207	47	250	00	5,201	90	17,861	77	70,854	99	10,820	07	797	01	100,369	56	34,631	25
24 Farmers' Central.....	4,917	00	4,592	60	100	00	3,469	15	13,078	75	26,257	65	2,208	60	1,619	52	43,674	56	34,757	50
25 Farmers' Union.....	1,503	60	1,746	90	100	00	1,224	14	4,574	64	13,834	45	4,600	10	367	48	23,376	67	510	04
26 Formosa.....	1,008	00	1,940	00	75	00	1,110	67	4,133	67	12,322	26	1,939	78	380	93	18,776	64	15,000	00
27 Germania.....	1,416	25	1,372	50	75	00	860	84	3,724	59	18,009	11	2,214	00	178	51	24,126	21	.....	.....
28 Glengarry.....	534	00	928	00	50	00	543	22	2,055	22	15,189	51	404	00	238	12	18,836	85	.....	.....
29 Grand River.....	3,023	79	2,589	60	100	00	1,321	86	7,035	25	34,373	23	.....	.....	466	88	41,875	36	.....	.....
30 Grenville Patron.....	1,243	95	1,828	80	75	00	1,618	69	4,766	44	10,428	31	3,702	41	369	86	19,267	02	.....	.....

32 Guelph Township.....	318 00	50 00	112 67	480 67	1,227 50	238 80	15 25	1,962 22
33 Halton Union.....	2,807 45	100 00	1,587 65	6,350 05	28,764 70	3,374 45	460 55	38,949 75
34 Hamilton Township.....	1,629 05	75 00	1,108 84	4,670 89	6,090 74	2,722 93	303 37	13,802 85
35 Hay Township.....	638 20	1,009 30	933 62	2,656 12	13,969 29		23 20	16,648 61
36 Hopewell Creek.....	166 00	357 60	125 69	699 29	1,349 00	630 66	8 10	2,687 05
37 Howard.....	1,189 20	1,559 20	1,030 80	3,879 20	28,248 31	857 00	975 77	34,073 82
38 Howick.....	1,688 85	2,634 57	1,804 67	6,228 09	25,176 32	6,245 25	372 14	38,035 77
39 Kent and Essex.....	3,810 82	2,776 98	5,712 70	12,450 50	39,305 21	1,315 06	3,083 37	56,451 38
40 Lambton.....	3,216 00	2,476 20	1,442 99	7,235 19	15,717 13	689 95	703 34	24,420 61
41 Lanark.....	7,142 83	4,968 90	4,380 75	16,592 48	39,384 02	3,982 35	600 50	60,559 35
42 Lennox and Addington.....	2,425 64	1,404 70	542 57	4,422 91	7,180 80	256 66	276 31	12,411 61
43 Lobo.....	471 25	709 00	255 73	1,485 98	9,287 18	525 66	57 52	11,085 68
44 London Township.....	537 00	840 00	342 14	1,794 14	8,184 45	285 90	191 59	10,456 08
45 McGillivray.....	115 00	462 00	134 60	761 60	334 14	150 75	155 90	1,402 39
46 McKillop.....	536 00	1,645 80	843 98	3,100 78	8,179 92	907 89	74 93	12,450 58
47 Maple Leaf.....	8,917 85	4,222 10	3,232 90	16,472 85	22,653 47	4,294 25	1,961 35	48,911 06
48 Nissouri.....	1,718 50	1,507 40	788 37	4,114 27	14,814 07	1,661 09	221 56	20,879 32
49 Norfolk.....	1,043 25	1,150 70	924 79	3,168 74	10,280 29	343 80	186 46	14,177 84
50 North Kent.....	1,125 00	1,101 40	488 76	2,765 16	13,481 03	277 20	94 50	16,652 89
51 Oneida.....	97 00	371 60	178 66	697 26	1,507 19	392 00	11 51	2,607 96
52 Ontario Threshermen's.....	1,909 50	1,411 10	1,588 33	4,933 93	3,644 11		189 75	8,767 79
53 Otter.....	1,244 50	1,681 80	1,030 67	4,031 97	12,122 51	1,926 61	794 04	18,947 63
54 Oxford.....	575 00	575 00	335 45	910 45	502 74	452 04	6,106 02	9,158 75
55 Peel County.....	5,220 00	3,459 45	2,670 68	11,500 13	31,649 11	9,024 15	918 20	53,219 81
56 Peel and Maryborough.....	1,912 17	1,578 45	1,107 07	4,697 69	14,712 03	3,366 48	414 96	23,211 16
57 Prescott.....	613 25	1,642 00	1,903 03	4,208 28	10,058 74	1,030 00	222 07	21,419 09
58 Pusinch.....	852 00	50 00	426 24	1,328 24	166 00	621 07	41 17	2,481 68
59 Saltfleet and Binbrook.....	586 00	957 00	355 71	1,948 71	3,279 98	543 20	146 86	5,918 75
60 Southwold.....	280 00	788 00	244 56	1,362 56	2,907 83	890 86	94 28	5,256 28
61 Townsend.....	516 25	734 70	865 39	2,166 34	8,014 40	190 85	139 50	14,211 09
62 Osborne and Hibbert.....	536 00	1,008 00	905 56	2,589 56	19,019 25		79 20	21,798 01
63 Walpole.....	120 00	1,280 30	413 18	1,863 48	2,137 45	91 60	44 45	4,136 98
64 Waterloo, North.....	6,672 00	5,146 05	4,373 28	16,441 33	58,664 45	3,226 48	921 27	79,323 28
65 Wawanosh, West.....	1,902 00	1,467 00	1,645 51	5,114 51	25,834 47	960 23	467 85	32,386 85
66 Westminster.....	462 00	1,121 00	465 69	2,098 69	18,932 91	1,127 79	145 10	22,640 60
67 Williams, East.....	817 50	626 00	464 01	1,957 51	5,560 07	227 79	131 64	7,877 01
68 Yarmouth.....	287 50	744 00	246 11	1,327 61	6,391 65	844 74	234 79	8,803 55
Totals.....	98,110 65	114,259 22	77,171 25	296,615 82	969,252 48	106,455 30	43,355 45	1,459,618 01
								512,640 49

†Went into voluntary liquidation, April 20th, 1936.

NOTE—See pages 280 and 281 for companies' loss ratios in 1936.

II.—FARMERS' MUTUALS—WEATHER  
ASSETS, DECEMBER 31ST, 1936

Name of Corporation	Real estate	Mortgages	Debentures and other securities	Cash	Cash payments and instalments of 1936 unpaid	Assessments of 1936 unpaid	Interest accrued	All other assets	Total assets	Net unassessed premium note residue
	\$ c.	\$ c.	\$ c.	\$ c.	\$ c.	\$ c.	\$ c.	\$ c.	\$ c.	\$ c.
1 Huron Weatherf.....										
2 Ontario Farmers' Weather.....	2,375 00		23,585 62	6,748 04	527 21		325 79		33,561 66	189,355 25
3 Western Farmers' Weather.....		8,300 00	250,600 00	15,387 80	2,593 53	309 12	1,775 85		278,966 30	398,173 84
Totals.....	2,375 00	8,300 00	274,185 62	22,135 84	3,120 74	309 12	2,101 64		312,527 96	587,529 09

LIABILITIES, DECEMBER 31ST, 1936

Name of Corporation	Unpaid losses	Borrowed money	Interest accrued	Unearned premiums	All other liabilities	Total liabilities	Number of policies	Net amount at risk	Surplus
	\$ c.	\$ c.	\$ c.	\$ c.	\$ c.	\$ c.		\$ c.	\$ c.
1 Huron Weatherf.....									
2 Ontario Farmers' Weather.....				12,107 61	2 16	12,109 77	4,181	7,245,755 00	21,451 89
3 Western Farmers' Weather.....				41,933 87		41,933 87	10,882	23,892,127 00	237,032 43
Totals.....				54,041 48	2 16	54,043 64	15,063	31,137,882 00	258,484 32



RECEIPTS FOR THE YEAR ENDED DECEMBER 31ST, 1936

Name of Corporation	Cash payments, instalments of 1936		Cash payments, instalments due in prior years		Agents' balances of 1935 paid in 1936		Assessments, 1936		Assessments, prior years		Interest		Borrowed money		Other receipts		Total receipts		Realization of investments (not extended)	
	\$	c.	\$	c.	\$	c.	\$	c.	\$	c.	\$	c.	\$	c.	\$	c.	\$	c.	\$	c.
1 Huron Weatherf.....	863	28	110	85			5,705	88	76	25					5,577	44	12,333	70		
2 Ontario Farmers' Weather.....	13,335	49	301	55	286	15					907	25			125	93	14,956	37		
3 Western Farmers' Weather.....	34,316	70	2,215	21							11,788	50			6,263	43	54,583	84		
Totals.....	48,515	47	2,627	61	286	15	5,705	88	76	25	12,695	75			11,966	80	81,873	91		25,500

EXPENDITURES FOR THE YEAR ENDED DECEMBER 31ST, 1936

Name of Corporation	Agents' commission		Salaries, directors' and auditors' fees		License fee		General expense account		Total expenses of management		Losses		Rebates, returned premiums		Borrowed money repaid		Other expenditure		Total expenditure		Invested (not extended)	
	\$	c.	\$	c.	\$	c.	\$	c.	\$	c.	\$	c.	\$	c.	\$	c.	\$	c.	\$	c.	\$	c.
1 Huron Weatherf.....	66	97	707	35			977	60	1,751	92	1,213	15	3	67	4,601	44	4,828	21	12,398	39		
2 Ontario Farmers' Weather..	2,262	39	2,144	00	75	00	1,449	65	5,931	04	4,016	14	120	24			53	36	10,120	78	7,585	62
3 Western Farmers' Weather..	5,755	31	4,639	19	150	00	5,026	31	15,570	81	12,803	85	196	18			6,352	73	34,923	57	53,800	00
Totals.....	8,084	67	7,490	54	225	00	7,453	56	23,253	77	18,033	14	320	09	4,601	44	11,234	30	57,442	74	61,385	62

†Reinsured by Western Farmers' Weather, as of July 1st, 1936.

### III. ASSOCIATED NEW ENGLAND FACTORY MUTUALS

#### AMERICAN MUTUAL FIRE INSURANCE COMPANY\*

HEAD OFFICE, PROVIDENCE, R.I., U.S.A.

Principal Office in Canada, Toronto, Ont.

*Chief Agent in Canada.*—P. G. Bruce, Toronto, Ont.

*Chief Agent in Ontario.*—H. D. Jones, Toronto, Ont.

*Date Organized.*—1877. *Date commenced business in Canada.*—1927.

		PREMIUM DEPOSITS WRITTEN— CLAIMS INCURRED	
Total assets.....	\$2,428,908	Premiums—Ontario (net).....	\$32,368
Total liabilities.....	941,361	Premiums—All business (net)....	801,748
		Claims—Ontario (net).....	3,040
		Claims—All business (net).....	109,811

#### ARKWRIGHT MUTUAL FIRE INSURANCE COMPANY\*

HEAD OFFICE, BOSTON, MASS.

Principal Office in Canada, Toronto, Ont.

*Chief Agent in Canada.*—P. G. Bruce, Toronto, Ont.

*Chief Agent in Ontario.*—H. D. Jones, Toronto, Ont.

*Date Organized.*—1860. *Date commenced business in Canada.*—1927.

		PREMIUM DEPOSITS WRITTEN— CLAIMS INCURRED	
Total assets.....	\$7,334,574	Premiums—Ontario (net).....	\$93,598
Total liabilities.....	2,527,546	Premiums—All business (net)....	2,787,530
		Claims—Ontario (net).....	8,967
		Claims—All business (net).....	302,415

#### BLACKSTONE MUTUAL FIRE INSURANCE COMPANY\*

HEAD OFFICE, PROVIDENCE, R.I.

Principal Office in Canada, Toronto, Ont.

*Chief Agent in Ontario.*—H. D. Jones, Toronto, Ont.

*Date Organized.*—1868. *Date commenced business in Canada.*—1927.

		PREMIUM DEPOSITS WRITTEN— CLAIMS INCURRED	
Total assets.....	\$3,719,393	Premiums—Ontario (net).....	\$59,888
Total liabilities.....	1,626,183	Premiums—All business (net)....	1,504,763
		Claims—Ontario (net).....	5,799
		Claims—All business (net).....	211,710

#### BOSTON MANUFACTURERS MUTUAL FIRE INSURANCE COMPANY\*

HEAD OFFICE, BOSTON, MASS.

Principal Office in Canada, Toronto, Ont.

*Chief Agent in Ontario.*—P. G. Bruce, Toronto, Ont.

*Date Organized.*—1850. *Date commenced business in Canada.*—1927.

		PREMIUM DEPOSITS WRITTEN— CLAIMS INCURRED	
Total assets.....	\$7,785,352	Premiums—Ontario (net).....	\$108,418
Total liabilities.....	3,184,203	Premiums—All business (net)....	3,490,856
		Claims—Ontario (net).....	8,581
		Claims—All business (net).....	438,770

\*See note on page 1.

## COTTON AND WOOLEN MANUFACTURERS MUTUAL INSURANCE COMPANY OF NEW ENGLAND\*

HEAD OFFICE, BOSTON, MASS.

Principal Office in Canada, Toronto, Ont.

Chief Agent in Canada.—P. G. Bruce, Toronto, Ont.

Chief Agent in Ontario.—H. D. Jones, Toronto, Ont.

Date Organized.—1875. Date commenced business in Canada.—1927.

		PREMIUM DEPOSITS WRITTEN— CLAIMS INCURRED	
Total assets.....	\$1,858,067	Premiums—Ontario (net).....	\$25,795
Total liabilities.....	633,167	Premiums—All business (net)....	688,943
		Claims—Ontario (net).....	1,402
		Claims—All business (net).....	47,248

## ENTERPRISE MUTUAL FIRE INSURANCE COMPANY\*

HEAD OFFICE, PROVIDENCE, R.I.

Principal Office in Canada, Toronto, Ont.

Chief Agent in Canada.—P. G. Bruce, Toronto, Ont.

Chief Agent in Ontario.—H. D. Jones, Toronto, Ont.

Date Organized.—1874. Date commenced business in Canada.—1927.

		PREMIUM DEPOSITS WRITTEN— CLAIMS INCURRED	
Total assets.....	\$2,401,646	Premiums—Ontario (net).....	\$32,368
Total liabilities.....	941,361	Premiums—All business (net)....	801,748
		Claims—Ontario (net).....	3,040
		Claims—All business (net).....	109,811

## FALL RIVER MANUFACTURERS MUTUAL INSURANCE COMPANY\*

HEAD OFFICE, FALL RIVER, MASS.

Principal Office in Canada, Toronto, Ont.

Chief Agent in Ontario.—P. G. Bruce, Toronto, Ont.

Date Organized.—1870. Date commenced business in Canada.—1927.

		PREMIUM DEPOSITS WRITTEN— CLAIMS INCURRED	
Total assets.....	\$2,344,370	Premiums—Ontario (net).....	\$33,021
Total liabilities.....	910,166	Premiums—All business (net)....	987,818
		Claims—Ontario (net).....	3,343
		Claims—All business (net).....	125,909

## FIREMEN'S MUTUAL INSURANCE COMPANY\*

HEAD OFFICE, PROVIDENCE, R.I.

Principal Office in Canada, Toronto, Ont.

Chief Agent in Ontario.—P. G. Bruce, Toronto, Ont.

Date Organized.—1854. Date commenced business in Canada.—1927.

		PREMIUM DEPOSITS WRITTEN— CLAIMS INCURRED	
Total assets.....	\$5,183,118	Premiums—Ontario (net).....	\$107,646
Total liabilities.....	2,451,646	Premiums—All business (net)....	2,220,581
		Claims—Ontario (net).....	4,585
		Claims—All business (net).....	309,291

## HOPE MUTUAL FIRE INSURANCE COMPANY\*

HEAD OFFICE, PROVIDENCE, R.I.

Principal Office in Canada, Toronto, Ont.

Chief Agent in Ontario.—P. G. Bruce, Toronto, Ont.

Date Organized.—1875. Date commenced business in Canada.—1927.

		PREMIUM DEPOSITS WRITTEN— CLAIMS INCURRED	
Total assets.....	\$1,406,281	Premiums—Ontario (net).....	\$25,812
Total liabilities.....	600,821	Premiums—All business (net)....	550,279
		Claims—Ontario (net).....	3,107
		Claims—All business (net).....	59,985

\*See note on page 1.

### INDUSTRIAL MUTUAL INSURANCE COMPANY\*

HEAD OFFICE, BOSTON, MASS.

Principal Office in Canada, Toronto, Ont.

*Chief Agent in Canada.*—P. G. Bruce, Toronto, Ont.

*Chief Agent in Ontario.*—H. D. Jones, Toronto, Ont.

*Date Organized.*—1890. *Date commenced business in Canada.*—1929.

		PREMIUM DEPOSITS WRITTEN— CLAIMS INCURRED	
Total assets.....	\$1,061,488	Premiums—Ontario (net).....	\$12,897
Total liabilities.....	316,851	Premiums—All business (net)....	344,471
		Claims—Ontario (net).....	701
		Claims—All business (net).....	23,576

### MANUFACTURERS MUTUAL FIRE INSURANCE COMPANY\*

HEAD OFFICE, PROVIDENCE, R.I.

Principal Office in Canada, Toronto, Ont.

*Chief Agent in Canada.*—P. G. Bruce, Toronto, Ont.

*Chief Agent in Ontario.*—H. D. Jones, Toronto, Ont.

*Date Organized.*—1835. *Date commenced business in Canada.*—1927.

		PREMIUM DEPOSITS WRITTEN— CLAIMS INCURRED	
Total assets.....	\$4,161,504	Premiums—Ontario (net).....	\$53,946
Total liabilities.....	1,568,868	Premiums—All business (net)....	1,336,247
		Claims—Ontario (net).....	5,067
		Claims—All business (net).....	183,019

### MECHANICS MUTUAL FIRE INSURANCE COMPANY\*

HEAD OFFICE, PROVIDENCE, R.I.

Principal Office in Canada, Toronto, Ont.

*Chief Agent in Canada.*—P. G. Bruce, Toronto, Ont.

*Chief Agent in Ontario.*—H. D. Jones, Toronto, Ont.

*Date Organized.*—1871. *Date commenced business in Canada.*—1927.

		PREMIUM DEPOSITS WRITTEN— CLAIMS INCURRED	
Total assets.....	\$2,685,405	Premiums—Ontario (net).....	\$32,368
Total liabilities.....	941,361	Premiums—All business (net)....	801,748
		Claims—Ontario (net).....	3,040
		Claims—All business (net).....	109,811

### MERCHANTS MUTUAL FIRE INSURANCE COMPANY\*

HEAD OFFICE, PROVIDENCE, R.I.

Principal Office in Canada, Toronto, Ont.

*Chief Agent in Ontario.*—H. D. Jones, Toronto, Ont.

*Date Organized.*—1874. *Date commenced business in Canada.*—1927.

		PREMIUM DEPOSITS WRITTEN— CLAIMS INCURRED	
Total assets.....	\$2,043,988	Premiums—Ontario (net).....	\$36,248
Total liabilities.....	951,054	Premiums—All business (net)....	871,505
		Claims—Ontario (net).....	3,309
		Claims—All business (net).....	124,370

### MILL OWNERS MUTUAL FIRE INSURANCE COMPANY\*

HEAD OFFICE, CHICAGO, ILL.

Principal Office in Canada, Toronto, Ont.

*Chief Agent in Ontario.*—P. G. Bruce, Toronto, Ont.

*Date Organized.*—1895. *Date commenced business in Canada.*—1927.

		PREMIUM DEPOSITS WRITTEN— CLAIMS INCURRED	
Total assets.....	\$893,002	Premiums—Ontario (net).....	\$11,530
Total liabilities.....	436,086	Premiums—All business (net)....	411,890
		Claims—Ontario (net).....	1,165
		Claims—All business (net).....	39,066

\*See note on page 1.

**PAPER MILL MUTUAL INSURANCE COMPANY\***

HEAD OFFICE, BOSTON, MASS.

Principal Office in Canada, Toronto, Ont.

*Chief Agent in Ontario.*—H. D. Jones, Toronto, Ont.*Date Organized.*—1886. *Date commenced business in Canada.*—1927.

		PREMIUM DEPOSITS WRITTEN— CLAIMS INCURRED	
Total assets.....	\$743,571	Premiums—Ontario (net).....	\$11,394
Total liabilities.....	295,301	Premiums—All business (net)....	347,622
		Claims—Ontario (net).....	683
		Claims—All business (net).....	38,911

**PHILADELPHIA MANUFACTURERS MUTUAL FIRE INSURANCE COMPANY\***

HEAD OFFICE, PHILADELPHIA, PA.

Principal Office in Canada, Toronto, Ont.

*Chief Agent in Ontario.*—P. G. Bruce, Toronto, Ont.*Date Organized.*—1880. *Date commenced business in Canada.*—1927.

		PREMIUM DEPOSITS WRITTEN— CLAIMS INCURRED	
Total assets.....	\$1,806,898	Premiums—Ontario (net).....	\$31,779
Total liabilities.....	904,415	Premiums—All business (net)....	836,437
		Claims—Ontario (net).....	3,519
		Claims—All business (net).....	64,204

**PROTECTION MUTUAL FIRE INSURANCE COMPANY\***

HEAD OFFICE, CHICAGO, ILL.

Principal Office in Canada, Toronto, Ont.

*Chief Agent in Ontario.*—P. G. Bruce, Toronto, Ont.*Date Organized.*—1887. *Date commenced business in Canada.*—1927.

		PREMIUM DEPOSITS WRITTEN— CLAIMS INCURRED	
Total assets.....	\$1,314,869	Premiums—Ontario (net).....	\$17,294
Total liabilities.....	647,382	Premiums—All business (net)....	617,835
		Claims—Ontario (net).....	1,747
		Claims—All business (net).....	58,599

**RHODE ISLAND MUTUAL FIRE INSURANCE COMPANY\***

HEAD OFFICE, PROVIDENCE, R.I.

Principal Office in Canada, Toronto, Ont.

*Chief Agent in Canada.*—P. G. Bruce, Toronto, Ont.*Chief Agent in Ontario.*—H. D. Jones, Toronto, Ont.*Date Organized.*—1884. *Date commenced business in Canada.*—1927.

		PREMIUM DEPOSITS WRITTEN— CLAIMS INCURRED	
Total assets.....	\$4,338,757	Premiums—Ontario (net).....	\$53,946
Total liabilities.....	1,568,868	Premiums—All business (net)....	1,336,247
		Claims—Ontario (net).....	5,067
		Claims—All business (net).....	183,019

**RUBBER MANUFACTURERS MUTUAL INSURANCE COMPANY\***

HEAD OFFICE, BOSTON, MASS.

Principal Office in Canada, Toronto, Ont.

*Chief Agent in Canada.*—P. G. Bruce, Toronto, Ont.*Chief Agent in Ontario.*—H. D. Jones, Toronto, Ont.*Date Organized.*—1884. *Date commenced business in Canada.*—1927.

		PREMIUM DEPOSITS WRITTEN— CLAIMS INCURRED	
Total assets.....	\$1,885,581	Premiums—Ontario (net).....	\$25,795
Total liabilities.....	633,111	Premiums—All business (net)....	688,943
		Claims—Ontario (net).....	1,402
		Claims—All business (net).....	47,248

\*See note on page 1.

### STATE MUTUAL FIRE INSURANCE COMPANY\*

HEAD OFFICE, PROVIDENCE, R.I.

Principal Office in Canada, Toronto, Ont.

*Chief Agent in Canada.*—P. G. Bruce, Toronto, Ont.

*Chief Agent in Ontario.*—H. D. Jones, Toronto, Ont.

*Date Organized.*—1855. *Date commenced business in Canada.*—1927.

		PREMIUM DEPOSITS WRITTEN— CLAIMS INCURRED	
Total assets.....	\$5,476,517	Premiums—Ontario (net).....	\$64,736
Total liabilities.....	1,882,721	Premiums—All business (net)....	1,603,497
		Claims—Ontario (net).....	■6,080
		Claims—All business (net).....	219,622

### WHAT CHEER MUTUAL FIRE INSURANCE COMPANY\*

HEAD OFFICE, PROVIDENCE, R.I.

Principal Office in Canada, Toronto, Ont.

*Chief Agent in Ontario.*—P. G. Bruce, Toronto, Ont.

*Date Organized.*—1873. *Date commenced business in Canada.*—1927.

		PREMIUM DEPOSITS WRITTEN— CLAIMS INCURRED	
Total assets.....	\$1,503,960	Premiums—Ontario (net).....	\$25,812
Total liabilities.....	600,821	Premiums—All business (net)....	550,279
		Claims—Ontario (net).....	■3,107
		Claims—All business (net).....	59,985

### WORCESTER MANUFACTURERS MUTUAL INSURANCE COMPANY\*

HEAD OFFICE, WORCESTER, MASS.

Principal Office in Canada, Toronto, Ont.

*Chief Agent in Ontario.*—P. G. Bruce, Toronto, Ont.

*Date Organized.*—1855. *Date commenced business in Canada.*—1927.

		PREMIUM DEPOSITS WRITTEN— CLAIMS INCURRED	
Total assets.....	\$2,231,379	Premiums—Ontario (net).....	\$32,258
Total liabilities.....	930,880	Premiums—All business (net)....	978,871
		Claims—Ontario (net).....	3,129
		Claims—All business (net).....	118,691

\*See note on page 1.

## IV. OTHER MUTUALS

## ANCIENT FORESTERS' MUTUAL LIFE INSURANCE COMPANY\*

HEAD OFFICE, TORONTO, ONT.

*Officers.*—President, J. W. B. Ford; Vice-President, Chas. Fry; General Manager and Secretary, L. C. Nicholls; Actuary, J. D. Buchanan.

*Directors.*—J. W. B. Ford, Hamilton; Chas. Fry, Toronto; H. W. Boyton, Toronto; Alex. Dynes, Hamilton; L. C. Nicholls, Toronto.

*Date of Incorporation.*—1934. *Date commenced business in Canada.*—January 2, 1935.

Assets in Canada.....	\$1,463,888	PREMIUMS WRITTEN—CLAIMS INCURRED	
Ontario business in force (gross) ..	5,323,195	Premiums—Ontario (net).....	\$162,862
Total business in force (gross)....	6,327,464	Premiums—Total (net).....	189,110
		Death Claims—Ontario (net)....	29,364
		Death Claims—Total (net).....	36,838

## CENTRAL MANUFACTURERS' MUTUAL INSURANCE COMPANY\*

HEAD OFFICE, VAN WERT, OHIO

Principal Office in Canada, Toronto, Ont.

*Manager or Chief Executive Officer in Canada.*—Vance C. Smith, Toronto, Ont.

*Chief or General Agent in Ontario.*—Vance C. Smith, 1201 Concourse Bldg., Toronto, Ont.

*Date of Incorporation.*—1876. *Date commenced business in Canada.*—August 23, 1923.

Assets in Canada.....	\$203,046	PREMIUMS WRITTEN—CLAIMS INCURRED	
Liabilities in Canada.....	63,157	Premiums—Ontario (net).....	\$67,156
		Premiums—Canada (net).....	110,919
		Claims—Ontario (net).....	18,046
		Claims—Canada (net).....	33,661

## HARDWARE DEALERS' MUTUAL FIRE INSURANCE COMPANY\*

HEAD OFFICE, STEVENS POINT, WISCONSIN

Principal Office in Canada, Toronto, Ont.

*Manager or Chief Executive Officer in Canada.*—Frank B. Dalgleish, Toronto, Ont.

*Chief or General Agent in Ontario.*—Frank B. Dalgleish, 159 Bay St., Toronto.

*Date of Incorporation.*—1903. *Date commenced business in Canada.*—September, 1920.

Assets in Canada.....	\$326,875	PREMIUMS WRITTEN—CLAIMS INCURRED	
Liabilities in Canada.....	119,930	Premiums—Ontario (net).....	\$94,644
		Premiums—Canada (net).....	214,066
		Claims—Ontario (net).....	27,281
		Claims—Canada (net).....	55,803

## HARDWARE MUTUAL FIRE INSURANCE COMPANY OF MINNESOTA\*

HEAD OFFICE, MINNEAPOLIS, MINNESOTA

Principal Office in Canada, Toronto, Ont.

*Manager or Chief Executive Officer in Canada.*—F. B. Dalgleish, Toronto, Ont.

*Chief or General Agent in Ontario.*—F. B. Dalgleish, 159 Bay St., Toronto, Ont.

*Date of Incorporation.*—1899. *Date commenced business in Canada.*—September, 1920.

Assets in Canada.....	\$279,756	PREMIUMS WRITTEN—CLAIMS INCURRED	
Liabilities in Canada.....	128,702	Premiums—Ontario (net).....	\$100,512
		Premiums—Canada (net).....	232,030
		Claims—Ontario (net).....	26,879
		Claims—Canada (net).....	60,136

## INDIANA LUMBERMEN'S MUTUAL INSURANCE COMPANY\*

HEAD OFFICE, INDIANAPOLIS, INDIANA

Principal Office in Canada, Ottawa, Ont.

*Manager or Chief Executive Officer in Canada.*—E. D. Hardy, Booth Bldg., 165 Sparks St., Ottawa, Ont.

*Date of Incorporation.*—April 1, 1897. *Date commenced business in Canada.*—August, 1932.

Assets in Canada.....	\$139,469	PREMIUMS WRITTEN—CLAIMS INCURRED	
Liabilities in Canada.....	36,870	Premiums—Ontario (net).....	\$32,949
		Premiums—Canada (net).....	59,190
		Claims—Ontario (net).....	12,014
		Claims—Canada (net).....	27,086

\*See note on page 1.

**THE LUMBER MUTUAL FIRE INSURANCE COMPANY OF BOSTON, MASS.\***

HEAD OFFICE, BOSTON, MASS.

Principal Office in Canada, Ottawa, Ont.

Manager or Chief Executive Officer in Canada.—E. D. Hardy, Booth Bldg., 165 Sparks St., Ottawa, Ont.

Date of Incorporation.—Feb. 13, 1895. Date commenced business in Canada.—Sept. 28, 1931

Assets in Canada.....	\$159,042	PREMIUMS WRITTEN—CLAIMS INCURRED	
Liabilities in Canada.....	52,467	Premiums—Ontario (net).....	\$40,703
		Premiums—Canada (net).....	86,215
		Claims—Ontario (net).....	8,744
		Claims—Canada (net).....	46,332

**LUMBERMEN'S MUTUAL CASUALTY COMPANY\***

HEAD OFFICE, CHICAGO, ILL.

Principal Office in Canada, Toronto, Ont.

Manager or Chief Executive Officer in Canada.—Vance C. Smith, Toronto.

Chief or General Agent in Ontario.—Vance C. Smith, 1201 Concourse Bldg., Toronto.

Date of Incorporation.—1912. Date commenced business in Canada.—July 23, 1920.

Assets in Canada.....	\$326,714	PREMIUMS WRITTEN—CLAIMS INCURRED	
Liabilities in Canada.....	170,706	Premiums—Ontario (net).....	\$152,994
		Premiums—Canada (net).....	209,734
		Claims—Ontario (net).....	88,627
		Claims—Canada (net).....	121,505

**LUMBERMEN'S MUTUAL INSURANCE COMPANY OF MANSFIELD, OHIO\***

HEAD OFFICE, MANSFIELD, OHIO

Principal Office in Canada, Ottawa, Ont.

Manager or Chief Executive Officer in Canada.—E. D. Hardy, 165 Sparks St., Ottawa, Ont.

Chief or General Agent in Ontario.—E. D. Hardy, 165 Sparks St., Ottawa, Ont.

Date of Incorporation.—1895. Date commenced business in Canada.—April 23, 1925.

Assets in Canada.....	\$89,520	PREMIUMS WRITTEN—CLAIMS INCURRED	
Liabilities in Canada.....	26,671	Premiums—Ontario (net).....	\$21,587
		Premiums—Canada (net).....	43,697
		Claims—Ontario (net).....	3,128
		Claims—Canada (net).....	17,672

**METROPOLITAN LIFE INSURANCE COMPANY\***

HEAD OFFICE, NEW YORK, N.Y.

Principal Office in Canada, Ottawa, Ont.

Manager or Chief Executive Officer in Canada.—H. D. Wright, Ottawa.

Chief or General Agent in Ontario.—P. A. Bowen, 112 Yonge St., Toronto, Ont.

Date of Incorporation.—1866. Date commenced business in Canada.—1872.

		PREMIUMS WRITTEN—CLAIMS INCURRED	
<i>Life:</i>		<i>Life:</i>	
Assets in Canada.....	\$263,365,636	Premiums—Ontario (net).....	\$14,675,193
Ontario business in force (gross).....	418,061,587	Premiums—Canada (net).....	37,419,572
Canadian business in force (gross).....	1,065,096,301	Death Claims—Ontario (net)....	2,415,862
		Death Claims—Canada (net)....	6,795,681
<i>Other than Life:</i>		<i>Other than Life:</i>	
Assets in Canada.....	352,911	Premiums—Ontario (net).....	302,566
Liabilities in Canada.....	321,567	Premiums—Canada (net).....	615,896
		Claims—Ontario (net).....	165,862
		Claims—Canada (net).....	348,604

\*See note on page 1.



**MILL OWNERS' MUTUAL FIRE INSURANCE COMPANY OF IOWA\***

HEAD OFFICE, DES MOINES, IOWA

Principal Office in Canada, Hamilton, Ont.

*Manager or Chief Executive Officer in Canada.*—Irving Earl Sams, Hamilton.*Chief or General Agent in Ontario.*—Irving Earl Sams, Rooms 306-320, Imperial Building, Hamilton, Ont.*Date of Incorporation.*—1875. *Date commenced business in Canada.*—April 3, 1923.

Assets in Canada.....	\$311,065	PREMIUMS WRITTEN—CLAIMS INCURRED	
Liabilities in Canada.....	143,426	Premiums—Ontario (net).....	\$105,025
		Premiums—Canada (net).....	251,346
		Claims—Ontario (net).....	23,811
		Claims—Canada (net).....	49,245

**MINNESOTA IMPLEMENT MUTUAL FIRE INSURANCE COMPANY\***

HEAD OFFICE, OWATONNA, MINN., U.S.A.

Principal Office in Canada, Toronto, Ont.

*Manager or Chief Executive Officer in Canada.*—F. B. Dalglish, Toronto, Ont.*Chief or General Agent in Ontario.*—F. B. Dalglish, 159 Bay St., Toronto.*Date of Incorporation.*—1904. *Date commenced business in Canada.*—September, 1920.

Assets in Canada.....	\$287,553	PREMIUMS WRITTEN—CLAIMS INCURRED	
Liabilities in Canada.....	129,335	Premiums—Ontario (net).....	\$100,721
		Premiums—Canada (net).....	228,004
		Claims—Ontario (net).....	29,116
		Claims—Canada (net).....	60,492

**MUTUAL BENEFIT HEALTH & ACCIDENT ASSOCIATION\***

HEAD OFFICE, OMAHA, NEBRASKA, U.S.A.

Principal Office in Canada, Toronto, Ont.

*Manager or Chief Executive Officer in Canada.*—L. F. Flaska, Toronto, Ont.*Chief or General Agent in Ontario.*—L. F. Flaska, Dominion Bank Bldg., Toronto, Ont.*Date of Incorporation*—1909. *Date commenced business in Canada.*—December, 1934.

Assets in Canada.....	\$132,310	PREMIUMS WRITTEN—CLAIMS INCURRED	
Liabilities in Canada.....	85,949	Premiums—Ontario (net).....	\$90,413
		Premiums—Canada (net).....	194,820
		Claims—Ontario (net).....	34,953
		Claims—Canada (net).....	86,905

**†MUTUAL RELIEF LIFE INSURANCE COMPANY**

HEAD OFFICE, KINGSTON, ONT.

*Incorporated.*—April 16, 1875. *Reincorporated.*—June 8, 1929. *Date commenced business in the Province.*—April 16, 1875.**Statement as of May 20th, 1936**

## Assets

## Ledger Assets

Book value of real estate:		
Office premises.....	\$123,428 64	
Held for sale.....	231,551 70	
		\$354,980 34
Mortgage loans on real estate.....		254,520 00
Loans secured by stocks, bonds and other collateral.....		16,500 00
Amount secured by the Company's policies in force, the reserve on each policy being in excess of all indebtedness.....		382,381 76
Amortized book value of bonds, debentures and debenture stocks owned.....		4,110,043 47
Market value of stocks owned.....		118,599 24
Cash on hand and in banks.....		25,324 79
Total Ledger Assets.....		\$5,262,349 60

\*See note on page 1.

†The Mutual Relief Life Insurance Company was reinsured by the Empire Life Insurance Company, of Toronto, as of May 20th, 1936, by agreement dated December 23rd, 1935.

<i>Non-Ledger Assets</i>		
Interest accrued.....		\$60,503 38
Net premiums due and uncollected and deferred.....		56,318 49
All other non-ledger assets.....		1,168 35
Total Non-Ledger Assets.....		<u>\$117,990 22</u>
Total Assets.....		<u>\$5,380,339 82</u>

#### Liabilities

Net liability under assurance annuity and supplementary contracts in force for payments not due, dependent on life, disability or other contingency, or on a term certain.....	\$4,755,405 00
Provision for unreported death losses and disability claims.....	74,361 00
Amounts left with Company (arising out of assurance contracts), including interest accumulations.....	15,872 32
Premiums received from policyholders in advance.....	44,646 72
Net dividends to policyholders due and unpaid.....	1,076 26
Taxes and expenses due and accrued.....	14,652 04
Deficiency of market under book value of bonds and debentures.....	464,583 75
Deficiency of market under book value of collateral loans.....	2,340 00
All other liabilities.....	252 57
Provision for dividends not yet due.....	6,709 00
Undivided surplus.....	441 16
Total Liabilities and Surplus.....	<u>\$5,380,339 82</u>

### Statement of Receipts and Disbursements for the Period January 1st to May 20th, 1936

#### Income Receipts

Total net premium income and consideration for annuities.....	\$196,301 95
Interest and dividends.....	83,211 76
Income from all other sources.....	89 88
Gross profit on sale or maturity of bonds.....	4,130 25
Total Income.....	<u>\$283,733 84</u>

#### Expenditure Disbursements

Total net disbursements in respect of assurance and annuity contracts.....	\$224,351 22
Annuity disbursements.....	15 00
Net reduction in premiums resulting from applications of dividends.....	99 67
Taxes, licenses and fees.....	1,537 03
Head office expenses:—Salaries, \$14,429.80; auditors' fees, \$250.00; directors' fees, \$360.00; travelling expenses, \$480.83; miscellaneous, \$716.19.....	16,236 82
Branch office and agency expenses:—Assurance commissions: first year, \$2,366.79; renewal, \$6,309.22; single, \$150.62; salaries, \$3,670.00; advanced to agents, \$1,177.02; rents, \$1,218.32; miscellaneous, \$370.52.....	15,262 49
All other expenses:—Advertising, \$78.33; express, telegrams and telephones, \$694.07; legal fees, \$525.24; medical fees, \$150.00; postage, \$851.34; printing and stationery, \$528.83; miscellaneous, \$4,515.23.....	7,343 04
Total Disbursements.....	<u>\$264,845 27</u>

### NEW YORK LIFE INSURANCE COMPANY\*

HEAD OFFICE, NEW YORK

Principal Office in Canada, Montreal, P.Q.

*Manager or Chief Executive Officer in Canada.*—P. V. Raven, Montreal.

*Chief or General Agent in Ontario.*—Ralph M. Devins, 330 Bay St., Toronto.

*Date of Incorporation.*—1841. *Date commenced business in Canada.*—1868.

Assets in Canada.....	\$48,720,024	PREMIUMS WRITTEN—CLAIMS INCURRED	
Ontario business in force (gross).....	43,540,659	Premiums—Ontario (net).....	\$1,485,883
Canadian business in force (gross).....	146,644,425	Premiums—Canada (net).....	4,909,438
		Death Claims—Ontario (net)....	417,921
		Death Claims—Canada (net)....	1,602,955

### NORTHWESTERN MUTUAL FIRE ASSOCIATION\*

HEAD OFFICE, SEATTLE, WASH.

Principal Office in Canada, Vancouver, B.C.

*Manager or Chief Executive Officer in Canada.*—D. R. Thomson, Randall Bldg., Vancouver, B.C.

*Chief or General Agent in Ontario.*—D. G. McPherson, Imperial Bldg., Hamilton, Ont.

*Date of Incorporation.*—1901. *Date commenced business in Canada.*—April 22, 1912.

Assets in Canada.....	\$768,959	PREMIUMS WRITTEN—CLAIMS INCURRED	
Liabilities in Canada.....	364,374	Premiums—Ontario (net).....	\$220,712
		Premiums—Canada (net).....	658,632
		Claims—Ontario (net).....	45,981
		Claims—Canada (net).....	158,391

\*See note on page 1.

**PENNSYLVANIA LUMBERMEN'S MUTUAL FIRE INSURANCE COMPANY\***

HEAD OFFICE, PHILADELPHIA, PA.

Principal Office in Canada, Ottawa, Ont.

*Manager or Chief Executive Officer in Canada.*—E. D. Hardy, Booth Bldg., 165 Sparks St., Ottawa, Ont.

*Date of Incorporation.*—Feb. 26, 1895. *Date commenced business in Canada.*—Oct. 20, 1931.

Assets in Canada.....	\$162,997	PREMIUMS WRITTEN—CLAIMS INCURRED	
Liabilities in Canada.....	35,753	Premiums—Ontario (net).....	\$30,088
		Premiums—Canada (net).....	65,019
		Claims—Ontario (net).....	2,669
		Claims—Canada (net).....	17,057

**THE PRUDENTIAL INSURANCE COMPANY OF AMERICA\***

HEAD OFFICE, NEWARK, N.J.

Principal Office in Canada, Montreal, P.Q.

*Manager or Chief Executive Officer in Canada.*—Harry P. Douglas, Montreal.

*Chief or General Agent in Ontario.*—Walter Hammond, 779-781 Yonge St., Toronto.

*Date of Incorporation.*—1873. *Date commenced business in Canada.*—February 3, 1909.

<i>Life:</i>		PREMIUMS WRITTEN—CLAIMS INCURRED	
Assets in Canada.....	\$101,507,321	<i>Life:</i>	
Ontario business in force (gross).....	270,348,133	Premiums—Ontario (net).....	\$9,212,144
Canadian business in force (gross).....	506,257,014	Premiums—Canada (net).....	17,100,194
		Death Claims—Ontario (net)....	1,412,231
		Death Claims—Canada (net)....	2,898,516
<i>Other than Life:</i>		<i>Other than Life:</i>	
Assets in Canada.....	64,908	Premiums—Ontario (net).....	4,795
Liabilities in Canada.....	2,417	Premiums—Canada (net).....	7,394
		Claims—Ontario (net).....	3,801
		Claims—Canada (net).....	3,462

**ROYAL GUARDIANS\***

HEAD OFFICE, MONTREAL, QUE.

*Officers.*—President, E. E. Workman, Westmount, Que.; Vice-President, M. M. Johnston; General Manager, W. F. Patterson, Montreal.

*Directors.*—C. E. Ward, Montreal; Lucien St. Mars, Longueuil; P. Wickham, St. Lambert; C. P. Wood, Westmount; H. W. Monsell, St. Lambert, Que.; E. E. Workman, Westmount; W. F. Patterson, Westmount, Que.; M. M. Johnston, Westmount, Que.

*Chief or General Agent in Ontario.*—W. T. Kellock, 72 James St. N., Hamilton, Ont.

*Date of Incorporation.*—1910. *Date commenced business in Canada.*—July 1, 1910.

<i>Life:</i>		PREMIUMS WRITTEN—CLAIMS INCURRED	
Assets in Canada.....	\$948,213	<i>Life:</i>	
Ontario business in force (gross).....	2,218,341	Premiums—Ontario (net).....	\$70,490
Canadian business in force (gross).....	3,456,514	Premiums—Canada (net).....	126,672
		Death Claims—Ontario (net)....	18,223
		Death Claims—Canada (net)....	55,486
<i>Other than Life:</i>		<i>Other than Life:</i>	
Assets in Canada.....	21,038	Premiums—Ontario (net).....	956
Liabilities in Canada.....	11,766	Premiums—Canada (net).....	1,196
		Claims—Ontario (net).....	522
		Claims—Canada (net).....	983

**STANDARD LIFE ASSURANCE COMPANY\***

HEAD OFFICE, EDINBURGH, SCOTLAND

Principal Office in Canada, Montreal, Que.

*Manager or Chief Executive Officer in Canada.*—Wm. H. C. Kennedy, Montreal.

*Chief or General Agent in Ontario.*—Wilfrid Pocklington, 24 King St. West, Toronto.

*Date of Organization.*—1825. *Date commenced business in Canada.*—1846.

Assets in Canada.....	\$26,073,508	PREMIUMS WRITTEN—CLAIMS INCURRED	
Ontario business in force (gross).....	11,094,507	Premiums—Ontario (net).....	\$292,205
Canadian business in force (gross).....	33,155,533	Premiums—Canada (net).....	923,190
		Death Claims—Ontario (net)....	165,274
		Death Claims—Canada (net)....	494,492

\*See note on page 1.

**STATE LIFE INSURANCE COMPANY\***

HEAD OFFICE, INDIANAPOLIS, INDIANA

Principal Office in Canada, Toronto, Ont.

*Manager or Chief Executive Officer in Canada.*—Col. A. T. Hunter, Toronto.

*Chief or General Agent in Ontario.*—Col. A. T. Hunter, Room 177, Osgoode Hall, Toronto.

*Date of Incorporation.*—1894. *Date commenced business in Canada.*—1904.

Assets in Canada.....	\$418,018	PREMIUMS WRITTEN—CLAIMS INCURRED	
Ontario business in force (gross)..	612,597	Premiums—Ontario (net).....	\$11,910
Canadian business in force (gross).	859,349	Premiums—Canada (net).....	16,513
		Death Claims—Ontario (net)....	Nil
		Death Claims—Canada (net)....	Nil

**UNITED MUTUAL FIRE INSURANCE COMPANY\***

HEAD OFFICE, BOSTON, MASS.

Principal Office in Canada, Toronto, Ont.

*Manager or Chief Executive Officer in Canada.*—H. C. Miller, Toronto.

*Chief or General Agent in Ontario.*—H. C. Miller, 609 Federal Bldg., Toronto.

*Date of Incorporation.*—1908. *Date commenced business in Canada.*—April 3, 1925.

Assets in Canada.....	\$113,878	PREMIUMS WRITTEN—CLAIMS INCURRED	
Liabilities in Canada.....	60,983	Premiums—Ontario (net).....	\$58,033
		Premiums—Canada (net).....	118,022
		Claims—Ontario (net).....	10,180
		Claims—Canada (net).....	19,562

\*See note on page 1.

---

---

C  
CASH-MUTUAL INSURANCE  
CORPORATIONS

---

---



# C

## THE ECONOMICAL MUTUAL FIRE INSURANCE COMPANY\*

HEAD OFFICE, KITCHENER, ONT.

Incorporated in 1871 pursuant to the provisions of Chapter 52 of *The Consolidated Statutes of Upper Canada, 1859*. Its business was, by agreement dated September 15, 1936, and effective November 2nd, 1936, and approved by Order-in-Council dated December 21, 1936, transferred to The Economical Mutual Fire Insurance Company, incorporated in 1936 by an Act of the Parliament of Canada, 1 Edward VIII, Chapter 54.

*Date commenced business.*—October 28, 1871.

*Officers.*—President, Henry Knell; Vice-President, Carl Kranz; General Manager, F. W. Snyder; Assistant General Manager and Secretary-Treasurer, W. W. Foot.

*Directors (as at date of filing statement).*—Henry Knell, Carl Kranz, W. D. Euler, W. J. Motz, H. C. Krug, H. J. Sims, R. A. Lang, L. O. Breithaupt, F. W. Snyder.

Assets in Canada..... \$2,212,804 Liabilities in Canada..... 255,538	<b>PREMIUMS WRITTEN—CLAIMS INCURRED</b> Premiums—Ontario (net)..... \$268,119 Premiums—Canada (net)..... 311,759 Claims—Ontario (net)..... 97,783 Claims—Canada (net)..... 108,350
---	--

## GORE DISTRICT MUTUAL FIRE INSURANCE COMPANY

HEAD OFFICE, GALT, ONT.

*Incorporated.*—1837. *Date commenced business.*—October 10, 1839.

*Officers.*—President, Alex. R. Goldie; Vice-President, John R. Blake; Secretary-Treasurer, Edwin S. Hood; General Manager, J. N. MacKendrick; Assistant Secretary-Treasurer, F. V. Rigsby.

*Directors (as at date of filing statement).*—Alex. R. Goldie, John R. Blake, J. N. MacKendrick, James D. Allan, Hugh L. McCulloch, C. Gordon Cockshutt, W. W. Wilkinson, Wm. Philip, F. G. Rolph.

*Auditors.*—Thorne, Mulholland, Howson & McPherson, Galt, Ont.

### Statement for Year Ending 31st December, 1936

#### Balance Sheet—Assets

Book value of real estate:		
Office premises.....		\$176,522 37
Held for sale (including old Head Office building at \$30,000.....)		35,620 19
Mortgage loans on real estate, first mortgages.....		192,818 89
Amortized book value of bonds, debentures and debenture stocks owned:		
Not in default.....	\$1,542,552 76	
In default.....	208,303 49	
		1,750,856 25
Cash on hand and in banks:		
On hand at Head Office.....	\$8,604 68	
In chartered banks of Canada in Canada.....	106,944 35	
In all other banks and depositories.....	5,359 70	
		120,908 73
Interest due, \$113.75; accrued, \$28,528.64.....		28,642 39
Agents' balances and premiums uncollected:.....	\$28,060 86	
Premiums due from reinsuring companies:		
Written on or after October 1, 1936.....	4,837 87	
		32,898 73
Amount due from reinsurance on losses already paid.....		523 68
<b>Total Admitted Assets.....</b>		<b>\$2,338,791 23</b>

#### Balance Sheet—Liabilities

	In Canada	Outside Canada	Total Liabilities
Total provision for unpaid claims.....	\$6,623 78		\$6,623 78
Total net reserve, \$332,376.55; carried out at 80 % thereof.....	265,840 62	\$60 62	265,901 24
Taxes due and accrued.....			10,000 00
Reinsurance premiums.....			144 80
Return premiums and balances due agents.....			2,271 03
Contingency reserves.....			11,095 79
Interest paid in advance.....			534 30
Provision for dividends to members payable in 1937.....			12,000 00
			\$308,570 94
Excess of assets over liabilities (surplus for protection of policyholders).....			2,030,220 29
<b>Total Liabilities.....</b>			<b>\$2,338,791 23</b>

\*See note on page 1.

## Profit and Loss Account

	In Canada	Outside Canada	All Business
Net premiums written.....	\$361,540 45	\$90 63	\$361,631 08
Reserve of unearned premiums (80%):			
At beginning of year.....	\$264,157 80	.....	\$264,157 80
At end of year.....	265,840 62	\$60 62	265,901 24
Increase.....	\$1,682 82	\$60 62	\$1,743 44
Net premiums earned.....	\$359,857 63	\$30 01	\$359,887 64
Net losses and claims incurred.....	\$111,243 15	\$3 26	\$111,246 41
Net adjustment expenses.....	4,358 44	.....	4,358 44
Commissions.....	78,295 07	27 19	78,322 26
Taxes (excluding taxes on real estate).....	9,320 26	50	9,320 76
Salaries, fees and travelling expenses.....	59,532 97	.....	59,532 97
All other expenses.....			52,103 26
Total claims and expenses.....			\$314,884 10
Underwriting profit.....			\$45,003 54
Dividends to members.....			11,588 86
			\$33,414 68
Other revenue:			
Interest earned:			
Cash and accruals.....	\$95,233 92		
Adjustment by amortization.....	144 08		
		\$95,089 84	
Rents earned (net).....		226 04	
Bad debts recovered previously written off.....		515 09	
Profit on sale of securities and real estate.....		6,377 77	
			102,208 74
			\$135,623 42
Other expenditure—bad debts written off.....			346 50
Net Profit for the Year.....			\$135,276 92

## Surplus for Protection of Policyholders

Surplus of assets over liabilities at beginning of year.....	\$1,899,518 01
Net profit for the year brought down.....	135,276 92
	\$2,034,794 93
Add:	
Decrease in unadmitted ledger assets.....	\$2,313 31
Organization and extensions previously provided for.....	22,904 21
Discount on bonds adjusted to par.....	1,209 66
	26,427 18
	\$2,061,222 11
Deduct:	
Increase in unadmitted ledger assets.....	\$1,001 82
Provision for depreciation in value of investments.....	30,000 00
	31,001 82
Surplus of Assets over Liabilities at End of Year.....	\$2,030,220 29

## Summary of Risks—Fire

	In Ontario	Elsewhere	All Business
Gross in force, December 31, 1935.....	\$69,865,319 04	\$5,448,736 07	\$75,314,055 11
Taken in 1936, including renewed.....	39,977,226 00	8,263,583 00	48,240,809 00
Totals.....	\$109,842,545 04	\$13,712,319 07	\$123,554,864 11
Ceased in 1936, including renewed.....	46,157,077 04	07	46,157,077 11
Gross in force, December 31, 1936.....	\$63,685,468 00	\$13,712,319 00	\$77,397,787 00
Reinsurance in force, December 31, 1936...	7,729,171 00	1,067,789 00	8,796,960 00
Net in Force, December 31, 1936..	\$55,956,297 00	\$12,644,530 00	\$68,600,827 00

## Exhibit of Premiums

Class of Insurance	Gross in Force, Dec. 31, 1935		Taken in 1936, Including Renewed		Ceased in 1936		Gross in Force, Dec. 31, 1936		Reinsurance in Force, Dec. 31, 1936		Net in Force, Dec. 31, 1936	
	\$	c.	\$	c.	\$	c.	\$	c.	\$	c.	\$	c.
Fire:												
Ontario.....	671,723	17	373,624	72	421,554	95	623,792	94	77,299	59	546,493	35
Elsewhere.....	41,346	06	77,230	91	.....	.....	118,576	97	10,678	98	107,897	99
Totals.....	713,069	23	450,855	63	421,554	95	742,369	91	87,978	57	654,391	34



## Schedule "D"

## Bonds and Debentures Owned by the Company (not in default)

	Par Value	Book Value
Dominion of Canada, 5%, 1943.....	\$1,000 00	\$1,000 00
Dominion of Canada, 4 1/2%, 1958.....	31,000 00	31,000 00
Dominion of Canada, 4 1/2%, 1958.....	31,000 00	31,000 00
Dominion of Canada, 3 1/2%, 1949.....	25,000 00	25,000 00
Dominion of Canada, 3%, 1955.....	50,000 00	50,000 00
Dominion of Canada, 4 1/2%, 1959.....	54,000 00	54,000 00
Dominion of Canada, 4 1/2%, 1958.....	50,000 00	55,080 34
Dominion of Canada, 3%, 1966.....	25,000 00	24,125 00
Province of Ontario, 6%, 1941.....	75,000 00	75,000 00
Province of Ontario, 6%, 1943.....	35,000 00	35,000 00
Province of Ontario, 6%, 1943.....	22,000 00	22,000 00
Province of Manitoba, 6%, 1947.....	25,000 00	25,000 00
Province of Manitoba, 6%, 1947.....	25,000 00	25,000 00
Province of New Brunswick, 5 1/2%, 1950.....	25,000 00	25,000 00
Province of Manitoba, 5 1/2%, 1955.....	27,000 00	27,000 00
Province of New Brunswick, 5%, 1963.....	25,000 00	25,000 00
Province of Manitoba, 5 1/2%, 1958.....	8,000 00	8,000 00
Province of New Brunswick, 4 3/4%, 1955.....	20,000 00	20,000 00
Province of Ontario, 5 1/2%, 1947.....	25,000 00	25,000 00
Province of Nova Scotia, 3%, 1945.....	100,000 00	100,000 00
Province of Ontario, 3%, 1951.....	25,000 00	24,842 50
Province of Ontario, 3%, 1951.....	25,000 00	24,937 50
Province of Ontario, 3%, 1951.....	10,000 00	9,950 00
Canadian National Rlys., 2%, 1943.....	30,000 00	29,721 00
East Flamboro Twp., 5%, 1937-41.....	2,675 47	2,675 47
Toronto, 6%, 1943-50.....	23,000 00	23,000 00
Toronto, 6%, 1943-50.....	37,000 00	37,000 00
Toronto, 6%, 1943.....	58,000 00	58,000 00
Toronto, 6%, 1945.....	20,000 00	20,000 00
Toronto, 6%, 1947.....	25,000 00	25,000 00
Toronto, 6%, 1949.....	16,000 00	16,000 00
Toronto, 6%, 1950.....	20,000 00	20,000 00
Galt, 6%, 1962.....	35,000 00	35,000 00
Galt, 6%, 1940-42.....	15,000 00	15,000 00
Kitchener, 5 1/2%, 1953.....	5,000 00	5,000 00
Kenora, 5 1/2%, 1937.....	15,000 00	15,000 00
Kenora, 5 1/2%, 1937.....	10,000 00	10,000 00
Welland, 5%, 1953-55.....	25,000 00	25,000 00
Oshawa, 5%, 1940-49.....	12,435 41	12,435 41
Galt, 5 1/2%, 1937-43.....	6,460 28	6,460 28
North Bay, 5%, 1937-47.....	22,328 70	22,328 70
Waterdown, 5 1/2%, 1937-47.....	12,669 03	12,669 03
Kenora, 5%, 1947-50.....	20,111 15	20,111 15
Teck Twp., 5 1/2%, 1937-41.....	18,003 89	18,003 89
Galt, 5%, 1937-45.....	17,119 60	17,119 60
Dryden, 5 1/2%, 1952-55.....	11,091 87	11,091 87
Dryden, 5 1/2%, 1954-55.....	2,871 28	2,871 28
Brampton, 6%, 1943-52.....	20,000 00	20,000 00
Hamilton, 6%, 1951.....	3,000 00	3,000 00
Teck Twp., 6%, 1946.....	4,000 00	4,000 00
Vancouver South, 5%, 1960.....	25,000 00	25,000 00
Port Arthur, 5 1/2%, 1948.....	15,000 00	15,000 00
Sault Ste. Marie, 6%, 1951.....	17,000 00	17,000 00
Montreal, 4 1/2%, 1943.....	10,000 00	10,000 00
Teck Twp., 6%, 1945-47.....	23,000 00	23,000 00
Nepean Twp., 5%, 1953-55.....	5,948 67	5,948 67
Nepean Twp., 6%, 1955-58.....	43,950 67	43,950 67
Montreal, 5%, 1954.....	20,000 00	20,000 00
North Battleford, Sask., 5 1/2%, 1953.....	9,733 33	9,733 33
Vegreville, Alta., 6%, 1950-52.....	10,324 37	10,324 37
North Bay, 5%, 1939-41.....	1,500 00	1,500 00
North Battleford, 5 1/2%, 1953.....	5,000 00	4,740 58
North Bay R.C. Separate School, 6%, 1940-49.....	13,432 12	13,432 12
Ottawa R.C. Separate School, 6%, 1962.....	11,765 00	30,000 00
MacLaren Quebec Power Co., 5 1/2%, 1964.....	20,000 00	20,000 00
Calgary Power Co., Ltd., 5%, 1964.....	8,500 00	8,500 00
Calgary Power Co., Ltd., 5%, 1964.....	15,000 00	15,000 00
Canada Permanent Mtge. Corp., 5%, 1937.....	10,000 00	10,000 00
Victoria Trust & Savings Co., 5%, 1938.....	10,000 00	10,000 00
Dominion Realty, 5 1/2%, 1939.....	5,000 00	5,000 00
Dominion Realty, 5 1/2%, 1945.....	10,000 00	10,000 00
Guelph & Ontario Savings Co., 4%, 1940.....	5,000 00	5,000 00
Totals.....	<u>\$1,539,155 84</u>	<u>\$1,542,552 76</u>

## Bonds and Debentures Owned by the Company (in default)

	Par Value	Book Value	Market Value
Province of Alberta, 6%, 1947.....	\$30,000 00	\$30,000 00	\$22,500 00
Bridgeburg, 5 1/2%, 1934-43.....	15,262 90	15,262 90	9,920 88
Etobicoke Twp., 6%, 1933-62.....	11,765 00	11,765 00	10,646 52
Fort Erie, 5 1/2%, 1934-54.....	25,338 09	25,338 09	16,469 75
Mimico, 6%, 1939-42.....	1,827 38	1,827 38	1,461 90
Mimico, 6%, 1939-42.....	4,576 21	4,576 21	3,660 97
Mimico, 6%, 1938-42.....	4,329 15	4,329 15	3,463 32
Mimico, 6%, 1939-42.....	7,130 98	7,130 98	5,704 78
Mimico, 5%, 1946-56.....	21,083 35	21,083 35	16,866 68

## Schedule "D"—Continued

Bonds and Debentures Owned by the Company (*not in default*)

	Par Value	Book Value	Market Value
New Toronto, 6%, 1935-34.....	10,226 90	10,226 90	9,204 21
North York Twp., 6%, 1945-47.....	20,008 66	20,008 66	18,257 75
Scarboro Twp., 5½%, 1933-38.....	4,468 97	4,468 97	2,904 83
York Twp., 5%, 1936.....	25,000 00	25,000 00	20,061 64
York Twp., 5%, 1937.....	10,000 00	10,000 00	8,074 79
Fort Frances, 5½%, 1937-46.....	25,000 00	25,000 00	25,877 74
Fort Frances, 5½%, 1945-47.....	10,072 15	10,072 15	10,117 68
Niagara Falls, 6%, 1946.....	8,000 00}	17,000 00	15,895 23
Niagara Falls, 6%, 1947.....	9,000 00}		
Rainy River, 6%, 1936-45.....	11,987 56	11,987 56	7,791 91
Rainy River, 6%, 1936-39.....	3,226 19	3,226 19	2,097 02
	<u>\$258,303 49</u>	<u>\$258,303 49</u>	<u>\$210,977 60</u>
Less investment reserve.....	.....	50,000 00	.....
Totals.....	<u>\$258,303 49</u>	<u>\$208,303 49</u>	<u>\$210,977 60</u>

## MILLERS NATIONAL INSURANCE COMPANY\*

HEAD OFFICE, CHICAGO, ILL.

Principal Office in Canada, Toronto, Ont.

*Manager or Chief Executive Officer in Canada.*—H. Begg, Toronto, Ont.*Chief or General Agent in Ontario.*—H. Begg, 14-24 Toronto St., Toronto, Ont.*Date of Incorporation.*—1865. *Date commenced business in Canada.*—October 6, 1915.

Assets in Canada.....	\$216,940	PREMIUMS WRITTEN—CLAIMS INCURRED	
Liabilities in Canada.....	84,971	Premiums—Ontario (net).....	\$65,125
		Premiums—Canada (net).....	125,903
		Claims—Ontario (net).....	16,392
		Claims—Canada (net).....	51,045

## PERTH MUTUAL FIRE INSURANCE COMPANY

HEAD OFFICE, STRATFORD, ONT.

*Incorporated.*—October 2, 1863. *Date commenced business.*—October, 1863.*Officers.*—President, G. G. McPherson, K.C.; Vice-President, H. W. Strudley; Secretary, J. M. Macrae; General Manager, A. E. Dodds; Assistant General Manager, J. A. C. Kay.*Directors (as at date of filing statement).*—G. G. McPherson, K.C., H. W. Strudley, J. A. Makins, Lt.-Col. A. M. Trow, J. P. King, W. J. Anderson, H. H. Dempsey, A. E. Dodds, John G. Lind.*Auditors.*—Messrs. Firstbrook, Monteith & Co., Stratford, Ont.

## Statement for Year Ending 31st December, 1936

## Balance Sheet—Assets

Book value of real estate, office premises.....		\$41,000 00
Mortgage loans on real estate:		
First mortgages.....	\$27,850 00	
Agreements for sale.....	4,430 16	
		32,280 16
Amortized book value of bonds, debentures and debenture stocks owned:		
Not in default.....	\$1,365,735 02	
In default.....	61,955 76	
		1,427,690 78
Cash on hand and in banks:		
On hand at Head Office.....	\$3,141 40	
In chartered banks of Canada in Canada.....	70,412 00	
		73,553 40
Interest due, \$27.45; accrued, \$17,715.92.....	\$17,743 37	
Rents accrued.....	83 33	
		17,826 70
Agents' balances and premiums uncollected:		
Written on or after October 1, 1936.....	\$25,928 59	
Premiums due from reinsuring companies:		
Written on or after October 1, 1936.....	978 71	
		26,907 30
Amount due from reinsurance on losses already paid.....		187 47
Total Admitted Assets.....		<u>\$1,619,445 81</u>

\*See note on page 1.

## Balance Sheet—Liabilities

	In Canada	Total Liabilities
Total provision for unpaid claims.....	\$10,642 51	\$10,642 51
Total net reserve, \$189,830.55; carried out at 80% thereof.....	151,864 44	151,864 44
Taxes due and accrued.....		10,000 00
Return premiums and balances due agents.....		298 65
Investment reserves.....		100,000 00
Total Liabilities.....		\$272,805 60
Excess of assets over liabilities (surplus for protection of policyholders).....		1,346,640 21
Total Liabilities.....		\$1,619,445 81

## Profit and Loss Account

	In Canada	All Business
Net premiums written.....	\$194,755 54	\$194,755 54
Reserve of unearned premiums (80%):		
At beginning of year.....	\$149,028 82	\$149,028 82
At end of year.....	151,864 44	151,864 44
Increase.....	\$2,835 62	\$2,835 62
Net premiums earned.....	\$191,919 92	\$191,919 92
Net losses and claims incurred.....	\$70,818 58	\$70,818 58
Net adjustment expenses.....	2,364 85	2,364 85
Commissions.....	43,077 82	43,077 82
Taxes (excluding taxes on real estate).....	6,991 66	6,991 66
Salaries, fees and travelling expenses.....	38,963 12	38,963 12
All other expenses.....		7,491 22
Total claims and expenses.....		\$169,707 25
Underwriting profit.....		\$22,212 67
Other revenue:		
Interest earned:		
Cash and accruals.....	\$61,549 24	
Adjustment by amortization.....	746 58	
Profit on sale of securities.....		\$60,802 66
		22,942 93
		83,745 59
Other expenditure:		
Increase in investment reserve.....		\$25,000 00
Taxes—municipal real estate.....	\$1,862 41	
Less rents earned.....	1,250 00	
		612 41
		25,612 41
Net Profit for the Year.....		\$80,345 85

## Surplus for Protection of Policyholders

Surplus of assets over liabilities at beginning of year.....	\$1,266,140 93
Net profit for the year brought down.....	80,345 85
	\$1,346,486 78
Add decrease in unadmitted ledger assets—doubtful agents' balances.....	153 43
Surplus of Assets over Liabilities at End of Year.....	\$1,346,640 21

## Summary of Risks—Fire

	In Ontario	All Business
Gross in force, December 31, 1935.....	\$52,645,568	\$52,645,568
Taken in 1936, including renewed.....	33,576,650	33,576,650
Totals.....	\$86,222,218	\$86,222,218
Ceased in 1936, including renewed.....	30,700,126	30,700,126
Gross in force, Dec. 31, 1936.....	\$55,522,092	\$55,522,092
Reinsurance in force, December 31, 1936.....	10,208,009	10,208,009
Net in Force, December 31, 1936.....	\$45,314,083	\$45,314,083

## Exhibit of Premiums

Class of Insurance	Gross in Force, Dec. 31, 1935		Taken in 1936, Including Renewed		Ceased in 1936		Gross in Force, Dec. 31, 1936		Reinsurance in Force, Dec. 31, 1936		Net in Force, Dec. 31, 1936	
	\$	c.	\$	c.	\$	c.	\$	c.	\$	c.	\$	c.
Fire:												
Ontario.....	457,862	81	286,719	20	275,538	13	469,043	88	92,953	07	376,090	81
Elsewhere.....												
Totals.....	457,862	81	286,719	20	275,538	13	469,043	88	92,953	07	376,090	81

## Schedule "D"

Bonds and Debentures Owned by the Company (*not in default*)

	Par Value	Book Value
Dominion of Canada, 4 ½%, 1958.....	\$46,000 00	\$45,211 42
Dominion of Canada, 4 ½%, 1957.....	22,000 00	21,651 26
Dominion of Canada, 4 ½%, 1958.....	15,000 00	14,819 07
Dominion of Canada, 4 ½%, 1958.....	29,000 00	29,610 74
Dominion of Canada, 4 ½%, 1959.....	45,000 00	48,313 46
Dominion of Canada, 4 ½%, 1958.....	44,500 00	46,329 84
Dominion of Canada, 3%, 1955.....	10,000 00	9,807 58
Dominion of Canada, 3 ½%, 1966.....	100,000 00	100,883 76
Dominion of Canada, 3%, perpetual.....	177,000 00	172,309 50
Province of Ontario, 6%, 1941.....	10,000 00	10,000 00
Province of Ontario, 6%, 1943.....	15,000 00	15,000 00
Province of Ontario, 5%, 1948.....	25,500 00	25,500 00
Province of Ontario, 4 ½%, 1950.....	21,500 00	21,500 00
Province of New Brunswick, 5 ½%, 1950.....	10,000 00	9,833 13
Province of New Brunswick, 4 ½%, 1961.....	17,000 00	17,262 05
Province of New Brunswick, 4 ½%, 1961.....	10,000 00	10,574 64
Province of New Brunswick, 4 ½%, 1958.....	10,000 00	10,907 03
Province of New Brunswick, 3 ½%, 1945.....	15,000 00	14,924 58
Province of New Brunswick, 3 ½%, 1956.....	25,000 00	25,061 42
Province of Saskatchewan, 5 ½%, 1952.....	25,000 00	24,060 04
Province of Nova Scotia, 4 ½%, 1960.....	25,000 00	25,527 86
Province of Nova Scotia, 3%, 1947.....	25,000 00	24,939 80
Province of Nova Scotia, 3 ½%, 1956.....	25,000 00	25,367 50
Province of Prince Edward Island, 3%, 1945.....	35,000 00	34,590 50
Province of Prince Edward Island, 3%, 1946.....	25,000 00	25,000 00
Province of Quebec, 4 ½%, 1963.....	30,000 00	33,963 30
Province of Manitoba, 5 ½%, 1942.....	25,000 00	25,125 00
Canadian National Rlys. (D. of C. guar.), 5%, 1954.....	35,000 00	35,000 00
Niagara Falls Park (Ontario guar.), 5 ½%, 1947.....	85,000 00	85,685 54
Town of Listowel (Ontario guar.), 5 ½%, 1937-42.....	12,540 90	13,067 85
Township of Barton, 5%, 1944.....	10,000 00	10,000 00
City of Brandon, 5%, 1938.....	10,000 00	10,000 00
Brantford, 5%, 1951.....	10,600 00	10,600 00
Edmonton, 5%, 1946.....	10,000 00	10,000 00
Fort William, 5%, 1948.....	10,000 00	10,000 00
County of Lincoln, 5 ½%, 1942.....	5,000 00	5,000 00
London, 4 ½%, 1943.....	8,000 00	8,000 00
London, 5%, 1944.....	10,000 00	10,000 00
Mitchell, 5%, 1937-42.....	2,145 71	2,145 71
A. H. Burritt & Co. (Mitchell guar.), 5 ½%, 1937-38.....	10,000 00	10,000 00
Montreal, 4 ½%, 1966.....	10,000 00	10,000 00
North Bay, 5 ½%, 1939.....	10,000 00	10,000 00
North Bay, 5%, 1940.....	500 00	500 00
Port Colborne, 5%, 1958-60.....	10,000 00	10,000 00
Preston, 6%, 1937-41.....	2,970 43	2,970 43
Renfrew, 6%, 1937-41.....	7,271 98	7,271 98
Renfrew, 5%, 1937-43.....	1,677 37	1,677 37
Renfrew, 5%, 1937-49.....	2,444 25	2,444 25
Smith's Falls, 5%, 1940.....	5,000 00	5,000 00
Stratford, 5%, 1941-46.....	20,500 00	20,500 00
Tavistock, 5%, 1937-42.....	6,603 63	6,603 63
Vancouver, 5%, 1942.....	15,000 00	15,000 00
Vancouver, 5%, 1970.....	10,000 00	9,608 25
Vancouver, 4 ½%, 1968.....	5,000 00	4,902 64
Victoria, 5 ½%, 1941-42.....	15,000 00	15,000 00
Victoria, 5 ½%, 1948.....	5,000 00	5,016 86
Wallaceburg, 5 ½%, 1939-43.....	20,000 00	20,000 00
Calgary School District, 5%, 1947-48.....	9,000 00	9,000 00
Lethbridge School, 6%, 1937-38.....	667 03	667 03
N. Battleford School, 6%, 1941-43.....	10,000 00	10,000 00
Stratford R.C. Schools, 5 ½%, 1952.....	5,000 00	5,000 00
Montreal Tramways, 5%, 1955.....	15,000 00	15,000 00
Mercury Mills, Ltd., 5 ½%, 1953.....	25,000 00	25,000 00
United Corporations, Ltd., 5%, 1953.....	17,500 00	17,500 00
British Mortgage & Trust Corp., 4%, 1938.....	25,000 00	25,000 00
Canada Permanent Mortgage Corp., 3 ½%, 1941.....	25,000 00	25,000 00
Totals.....	\$1,359,421 30	\$1,365,735 02

Schedule "D"—Continued

Bonds and Debentures Owned by the Company (in default)

	Par Value	Book Value	Market Value
Town of Mimico, 5%, 1933-41.....	\$4,161 36	\$4,161 36	\$3,329 08
Town of Mimico, 6%, 1940-46.....	20,277 61	20,277 61	16,221 08
Town of Mimico, 5 1/2%, 1940-45.....	11,000 00	11,000 00	8,800 00
Town of Walkerville, 5%, 1945-47.....	13,766 79	13,766 79	11,701 77
City of Windsor, 5%, 1945.....	5,000 00	5,000 00	3,750 00
Windsor R.C. Schools, 5 1/2%, 1956.....	4,000 00	4,000 00	2,400 00
Consolidated Paper Corp., 5 1/2%, 1961.....	3,750 00	3,750 00	2,700 00
Totals.....	<u>\$61,955 76</u>	<u>\$61,955 76</u>	<u>\$48,901 93</u>

PORTAGE LA PRAIRIE MUTUAL INSURANCE COMPANY\*

HEAD OFFICE, PORTAGE LA PRAIRIE, MANITOBA

Managing Director.—A. H. Thorpe, Portage la Prairie, Man.

Chief or General Agent in Ontario.—E. J. B. Dobie, c/o Bonin-Dobie Jackson, Ltd., Whalen Bldg., Port Arthur, Ont.

Incorporated, Dominion of Canada.—May, 1930. Commenced business in Ontario.—Feb., 1931.

		PREMIUMS WRITTEN—CLAIMS INCURRED	
Assets in Canada.....	\$542,729	Premiums—Ontario (net).....	-\$68,881
Liabilities in Canada.....	182,002	Premiums—Canada (net).....	225,729
		Claims—Ontario (net).....	16,157
		Claims—Canada (net).....	175,453

WATERLOO MUTUAL FIRE INSURANCE COMPANY

HEAD OFFICE, WATERLOO, ONT.

Incorporated.—February 9, 1863. Date commenced business.—May 7, 1863.

Officers.—President, W. G. Weichel; Vice-President, J. H. Simpson; Secretary, J. A. Fischer; General Manager, F. H. Moser; Treasurer, C. H. Ruppel.

Directors (as at date of filing statement).—W. G. Weichel, J. H. Simpson, F. H. Moser, Ford S. Kumpf, E. J. Bauer, W. R. Bricker, Wm. Henderson, Sr., Oscar Rumpel.

Auditors.—J. F. Scully, Waterloo, and R. P. Uffelmann, Waterloo.

Statement for Year Ending 31st December, 1936

Balance Sheet—Assets

Book value of real estate, office premises.....		\$35,000 00
Mortgage loans on real estate, first mortgages.....		164,588 00
Amortized book value of bonds, debentures and debenture stocks owned:		
Not in default.....	\$1,359,052 97	
In default.....	81,906 02	
		1,440,958 99
Book value of stocks owned.....		11,176 00
Cash on hand and in banks:		
On hand at Head Office.....	\$636 87	
In chartered banks of Canada in Canada.....	42,791 30	
In all other banks and depositories.....	28,516 09	
		71,944 26
Interest.....	\$17,675 86	
Dividends due.....	93 75	
		17,769 61
Agents' balances and premiums uncollected:		
Written on or after October 1, 1936.....	\$31,429 28	
Premiums due from reinsuring companies:		
Written on or after October 1, 1936.....	7,126 10	
		38,555 38
Total Admitted Assets.....		<u>\$1,779,992 24</u>

Balance Sheet—Liabilities

	In Canada	Total Liabilities
Total provision for unpaid claims.....	\$13,000 00	\$13,000 00
Total net reserve, \$321,144.54; carried out at 80% thereof.....	256,915 63	256,915 63
Taxes due and accrued.....		7,500 00
Reinsurance premiums.....		79 18
Return premiums and balances due agents.....		76 33
Investment reserves.....		100,000 00
Reserve for unlicensed reinsurance at 100%.....		2,091 56
Total Liabilities.....		<u>\$399,662 70</u>
Excess of assets over liabilities (surplus for protection of policyholders).....		1,400,329 54
Total Liabilities.....		<u>\$1,799,992 24</u>

\*See note on page 1.

## Profit and Loss Account

	In Canada	All Business
Net premiums written.....	\$304,311 43	\$304,311 43
Reserve of unearned premiums (80 %):		
At beginning of year.....	\$253,623 99	\$253,623 99
At end of year.....	256,915 63	256,915 63
Increase.....	\$3,291 64	\$3,291 64
Net premiums earned.....	\$301,019 79	\$301,019 79
Net losses and claims incurred.....	\$114,177 29	\$114,177 29
Net adjustment expenses.....	1,867 62	1,867 62
Commissions.....	63,188 86	63,188 86
Taxes (excluding taxes on real estate).....	7,800 00	7,800 00
Salaries, fees and travelling expenses.....	62,876 12	62,876 12
All other expenses.....		16,868 11
Total claims and expenses.....		\$266,778 00
Underwriting profit.....		\$34,241 79
Other revenue:		
Interest earned:		
Cash and accruals.....	\$64,098 71	
Adjustment by a mortization.....	19 53	
Dividends earned.....	\$64,118 24	
Rents earned.....	1,248 70	
Transfer fees.....	1,133 00	
Sundry receipts.....	3 50	
	2,265 23	
		68,768 67
Net Profit for the Year.....		\$103,010 46

## Surplus for Protection of Policyholders

Surplus of assets over liabilities at beginning of year.....		\$1,296,984 79
Net profit for the year brought down.....		103,010 46
		\$1,399,995 25
Transfer from investment reserve.....	\$50,000 00	
Loss on sale of securities.....	48,498 07	
		\$1,501 93
Decrease in unlicensed reinsurance unsecured.....		64 73
		1,566 66
		\$1,401,561 91
Book value of real estate written down.....	\$1,002 78	
Increase in unadmitted ledger assets.....	229 59	
		1,232 37
Surplus of Assets over Liabilities at End of Year.....		\$1,400,329 54

## Summary of Risks—Fire

	In Ontario	Elsewhere	All Business
Gross in force, December 31, 1935.....	\$76,159,968	\$5,313,947	\$81,473,915
Taken in 1936, including renewed.....	36,823,920	4,679,891	41,503,811
Totals.....	\$112,983,888	\$9,993,838	\$122,977,726
Ceased in 1936, including renewed.....	33,736,795	4,908,787	38,645,582
Gross in force, December 31, 1936.....	\$79,247,093	\$5,085,051	\$84,332,144
Reinsurance in force, December 31, 1936.....	12,796,180		12,796,180
Net in Force, December 31, 1936.....	\$66,450,913	\$5,085,051	\$71,535,964

## Exhibit of Premiums

Class of Insurance	Gross in Force, Dec. 31, 1935		Taken in 1936, Including Renewed		Ceased in 1936		Gross in Force, Dec. 31, 1936		Reinsurance in Force, Dec. 31, 1936		Net in Force, Dec. 31, 1936	
	\$	c.	\$	c.	\$	c.	\$	c.	\$	c.	\$	c.
Fire:												
Ontario.....	695,334	31	327,060	40	302,294	52	720,100	19	133,099	90	587,000	29
Elsewhere.....	52,826	59	44,693	37	49,582	22	47,937	74			47,937	74
Totals.....	748,160	90	371,753	77	351,876	74	768,037	93	133,099	90	634,938	03

## Schedule "D"

## Bonds and Debentures Owned by the Company (not in default)

	Par Value	Book Value
Dominion of Canada, 3%, 1955.....	\$30,000 00	\$29,789 70
Dominion of Canada, 4½%, 1958.....	351,000 00	374,031 26
Dominion of Canada, 4½%, 1959.....	45,000 00	46,868 26
City of Moose Jaw, 5%, 1957.....	25,000 00	25,000 00
Town of MacLeod, 4%, 1974.....	8,072 77	8,072 77
Town of Renfrew, 5%, 1952.....	1,974 09	1,974 09
Village of Chippawa, 5½%, 1944.....	6,252 52	6,415 14
Municipality of Lavallee, 6%, 1952.....	7,055 91	7,241 19
Township of Waterloo, 5%, 1944.....	8,444 14	8,444 14
Moose Jaw School District, 5%, 1939.....	2,499 99	2,520 75
Swift Current School District, 2%, indef.....	16,000 00	16,000 00
Avon River Power Co., 5%, 1964.....	10,000 00	9,815 23
Beauharnois Power Co., 5%, 1973.....	15,000 00	12,416 16
British Columbia Power Corp., 5½%, 1960.....	25,000 00	25,743 04
British Columbia Telephone Co., 4½%, 1961.....	50,000 00	52,478 41
Calgary Power Co., 5%, 1964.....	25,000 00	24,095 80
Great Lakes Power Co., 4½%, 1956.....	25,000 00	24,875 00
Maritime Electric Co., 4½%, 1956.....	25,000 00	24,875 00
Montreal Light, Heat & Power, 3%, 1939.....	40,000 00	40,000 00
Montreal Light, Heat & Power, 3½%, 1956.....	15,000 00	14,791 12
Newfoundland Light, Heat & Power, 4½%, 1956.....	25,000 00	24,836 99
Nova Scotia Light & Power, 5%, 1958.....	20,000 00	19,837 47
Saguenay Power Co., 4½%, 1966.....	50,000 00	52,815 00
Shawinigan Water & Power Co., 4%, 1961.....	50,000 00	49,806 92
Winnipeg Electric Co., 4½%, 1960.....	25,000 00	25,368 26
Winnipeg Electric Co., 4%, 1965.....	5,000 00	3,850 00
Acadia Sugar Refinery Co., 4½%, 1955.....	25,000 00	24,842 13
Atlantic Sugar Refinery Co., 4%, 1951.....	50,000 00	49,875 00
Associated Electric Co., 4½%, 1953.....	10,000 00	6,604 56
British American Oil Co., 4%, 1945.....	33,000 00	32,683 15
Burns & Co., 5%, 1958.....	15,000 00	15,000 00
Canadian Cannery, 4%, 1951.....	50,000 00	48,657 24
Colonial Steamships, Ltd., 6%, 1954.....	7,000 00	7,000 00
Famous Players Canadian Corp., 4½%, 1951.....	50,000 00	49,086 22
Dominion Realty Co., 5½%, 1939.....	10,000 00	10,151 31
Gypsum Lime & Alabastine, 5½%, 1948.....	20,000 00	19,665 92
Howard Smith Paper Mills, 4%, 1945.....	10,000 00	10,000 00
Howard Smith Paper Mills, 4½%, 1951.....	15,000 00	15,150 00
Maple Leaf Milling Co., 5½%, 1949.....	10,000 00	9,564 67
Montreal Apartments, 5½%, 1948.....	20,000 00	18,915 82
Northern Ontario Building, 6½%, 1939.....	5,000 00	4,805 91
United Amusements, 5%, 1956.....	10,000 00	10,000 00
United Corporations, 5%, 1953.....	42,000 00	40,314 34
Westmount Golf Club, 5%, 1957.....	4,775 00	4,775 00
Waterloo Trust & Savings Co., 5%, 1938.....	25,000 00	25,000 00
Waterloo Trust & Savings Co., 4%, 1939.....	25,000 00	25,000 00
Totals.....	\$1,343,074 42	\$1,359,052 97

## Bonds and Debentures Owned by the Company (in default)

	Par Value	Book Value	Market Value
Coalgate School District, 6%, 1931.....	\$300 00	\$300 00	\$135 00
Fleming School District, 5%, 1941.....	5,133 34	5,133 34	2,310 00
Herbert School District, 5½%, 1932.....	400 00	400 00	200 00
Herbert School District, 5½%, 1932.....	1,200 00	1,200 00	600 00
Melville School District, 5½%, 1942.....	2,800 00	2,750 44	1,260 00
Portreeve School District, 8%, 1934.....	570 05	572 70	417 53
Redcliffe School District, 3%, 1975.....	5,386 02	5,386 02	2,423 70
Township of East York, 5%, 1957.....	11,514 82	11,514 82	7,484 63
Township of Sandwich East, 5¼%, 1947.....	10,000 00	10,000 00	3,500 00
Township of York, 5%, 1946.....	9,981 91	9,981 91	7,985 52
Town of Melville, 5½%, 1959.....	1,759 44	1,759 44	791 74
Town of Minnedosa, 5%, 1941.....	4,000 00	3,752 33	3,000 00
Ottawa Valley Power Co., 5½%, 1970.....	25,000 00	26,405 02	23,250 00
Sherbrooke Street Realty Co., 6½%, 1940.....	6,000 00	2,750 00	2,460 00
Totals.....	\$84,045 58	\$81,906 02	\$55,818 12

## Schedule "E"

## Stocks Owned by the Company

	Par Value	Book Value	Market Value
Colonial Steamships, Ltd., 70 shs.....		\$1 00	
G. Tamblin, Ltd., 150 shs.....	\$7,500 00	7,800 00	\$7,912 50
United Gas Improvement Co., 200 shs.....		3,375 00	3,000 00
Totals.....		\$11,176 00	\$10,912 50

## WAWANESA MUTUAL INSURANCE COMPANY\*

HEAD OFFICE, WAWANESA, MAN.

*Managing Director.*—C. M. Vanstone, Wawanesa, Man.

*Officers.*—President, S. H. Henderson; Vice-President, R. Wallace; Treasurer, E. L. McDonald; Secretary, C. M. Vanstone; all of Wawanesa, Man.

*Directors.*—S. H. Henderson, R. Wallace, A. J. Elliott, G. H. Stephens, A. D. Naismith, J. M. Ross, J. G. Fraser, C. M. Vanstone, all of Wawanesa, Man.; A. T. Hawley, K. C., Winnipeg, Man.

*Date of Incorporation.*—Manitoba, 1896; Dominion of Canada, 1929. *Commenced business in Ontario.*—1931.

Total admitted assets.....	\$1,840,877
Total liabilities.....	1,066,330
Surplus protection of policyholders.....	774,548

PREMIUMS WRITTEN—CLAIMS INCURRED	
Premiums—Ontario (net).....	\$734,923
Premiums—Total business (net)...	1,505,923
Claims—Ontario (net).....	307,717
Claims—Total business (net)....	630,826

\*See note on page 1.



---

---

D

FRATERNAL SOCIETIES

---

---



# D

## AID ASSOCIATION FOR LUTHERANS\*

HEAD OFFICE, APPLETON, WIS.

*Manager or Chief Executive Officer in Canada.*—Rev. A. Dashner, 326 Mackay St., Ottawa, Ont.  
*Chief or General Agent in Ontario.*—Rev. A. Dashner, Ottawa, Ont.

Assets..... \$21,612,384 Ontario insurance in force (gross)..... 586,180 Canadian insurance in force (gross) 1,046,806 Total insurance in force (gross)... 147,754,707	PREMIUMS WRITTEN—CLAIMS INCURRED Premiums—Ontario (net)..... \$18,626 Premiums—Canada (net)..... 31,560 Premiums—Total (net)..... 4,079,968 Benefits paid—Ontario (net).... 2,122 Benefits paid—Canada (net)..... 4,259 Benefits paid—Total (net)..... 1,824,699
---	--

## ALLIANCE NATIONALE\*

HEAD OFFICE, MONTREAL, P.Q.

*Officers.*—President and General Director, Chas. Duquette, Montreal; 1st Vice-President, Dr. P. H. Bedard, Quebec; General Secretary, George Monet, Montreal; Chief Medical Officer, Yvon Laurier, M.D.; Legal Adviser, Francis Fauteux.

*Directors.*—Joseph Contant, Montreal; Hon. E. L. Patenaude, Montreal; Hector Cypihot, M.D., Dalbé Vian and Camille Manseau, Philias Parc.

*Chief or General Agent in Ontario.*—Lyman Lee, Merchants Bank Chambers, Hamilton, Ont.

Assets..... \$11,127,195 Ontario insurance in force (gross)..... 334,172 Canadian insurance in force (gross) 24,082,875 Total insurance in force (gross)... 29,354,745	PREMIUMS WRITTEN—CLAIMS INCURRED Premiums—Ontario (net)..... \$9,493 Premiums—Canada (net)..... 1,208,275 Premiums—Total..... 1,347,559 Benefits paid—Ontario (net).... 8,707 Benefits paid—Canada (net)..... 860,756 Total benefits paid (net)..... 942,562
---	--

## LA SOCIETE DES ARTISANS CANADIENS-FRANCAIS\*

HEAD OFFICE, MONTREAL, QUE.

*Officers.*—President, Lt.-Col. Rodolphe Bedard, V.D., Montreal; Secretary, Louis J. Marien; Treasurer, L. A. Claval.

*Directors.*—Lt.-Col. E. Hurtubise, Montreal; Euclide Desjarlais, Montreal; Dr. J. D. Gauthier, Montreal; J. S. Mathieu, Montreal; J. E. Bélanger, Montreal; Alex. Thérien, Dr. J. M. A. Valois, Louis Desrosiers, Eugène St. Jean, Montreal.

*Chief or General Agent in Ontario.*—Hon. Gustave Lacosse, M.D., Tecumseh, Ont.

Assets..... \$13,987,250 Ontario business in force (gross)..... 996,976 Canadian business in force (gross) 32,690,470 Total business in force (gross)... 46,382,609	PREMIUMS WRITTEN—CLAIMS INCURRED Premiums—Ontario (net)..... \$23,614 Premiums—Canada (net)..... 734,791 Premiums—Total..... 1,102,703 Benefits—Ontario (net)..... 19,413 Benefits—Canada (net)..... 1,009,667 Total benefits paid..... 1,456,721
--	---

## THE GRAND COUNCIL OF THE CANADIAN ORDER OF CHOSEN FRIENDS

HEAD OFFICE, HAMILTON, ONT.

*Organized.*—March 28, 1887. *Incorporated.*—June 1, 1887.

*Officers.*—W. H. Montague, Grand Councillor, Hamilton, Ont.; C. H. Fitch, Grand Recorder, Treasurer, Hamilton, Ont.

*Auditors.*—P. M. Button, Scotland, Ont.; A. M. Legg, London, Ont.

*Actuary.*—S. H. Pipe, Toronto, Ont.

*Governing Executive Authority (as at date of filing statement).*—Eccles J. Gott, Amherstburg, Ont.; A. Chevalier, Montreal, Que.; Wm. Benson, Toronto, Ont.; J. L. Archer, Toronto, Ont.

\*See note on page 1.

## Summary of Funds

Balances of Funds, December 31, 1936:	
Mortuary Fund.....	\$2,660,260 64
Sickness Fund and Funeral Fund.....	244,736 21
Child Insurance Fund.....	21,738 35
Guarantee Fund.....	1,000 00
General Fund.....	17,027 04
Total Ledger Assets.....	\$2,944,762 24
Add non-ledger assets.....	59,069 74
Total Assets.....	\$3,003,831 98
Deduct unadmitted assets.....	\$349,856 70
Deduct due and accrued liabilities (except reserve).....	73,185 39
	423,042 09
Net Balance of All Funds.....	\$2,580,789 89
Reserve as per Actuary's report.....	2,288,166 00
Balance—Surplus of Assets over All Liabilities and Reserve.....	\$292,623 89

## Statement for Year Ending 31st December, 1936

## Assets

<i>Ledger Assets</i>	
Book value of real estate: office premises.....	\$32,000 00
Loans on policies.....	135,717 09
Amortized book value of bonds, debentures and debenture stocks:	
Not in default.....	\$1,786,751 17
In default.....	900,364 29
	2,687,115 46
Cash in chartered banks of Canada in Canada.....	84,929 69
Special deposit, Quebec.....	5,000 00
Total Ledger Assets.....	\$2,944,762 24
<i>Non-Ledger Assets</i>	
Interest due and accrued.....	\$34,869 43
Current premiums due.....	23,453 46
Liens on policies.....	746 85
Total Non-Ledger Assets.....	\$59,069 74
Total Assets.....	\$3,003,831 98
Deduct:	
Deficiency of market under book value of bonds and debentures in default...	349,856 70
Total Admitted Assets.....	\$2,653,975 28

## Liabilities

Provision for unpaid claims:	
Death benefits.....	\$21,398 67
Accident and sickness benefits.....	920 60
Funeral benefits.....	150 00
	\$22,469 27
Premiums paid in advance.....	716 12
Reserve for lower interest earnings.....	50,000 00
Total Liabilities (except reserve).....	\$73,185 39
Net required reserve, per actuary's report, for outstanding contracts of:	
Mortuary Fund.....	\$2,152,477 00
Sickness Fund.....	127,304 00
Juvenile Fund.....	8,385 00
Total Reserve.....	\$2,288,166 00

## Statement of Operations of Each Fund for the Year Ending 31st December, 1936

## MORTUARY FUND

Balance of fund (ledger assets), December 31, 1935.....	\$2,604,567 66
Income for the year:	
Premiums (with extra dues, etc.).....	\$226,111 25
Interest.....	99,873 68
Profit on sale of securities.....	3 22
Total Income.....	325,988 15
	\$2,930,555 81
Disbursements for the year:	
Death claims.....	\$234,914 05
Surrender values.....	34,186 20
Total Disbursements.....	269,100 25
	\$2,661,455 56
Add transfers from Child Insurance Fund.....	639 00
	\$2,662,094 56
Deduct transfers to General Fund.....	1,833 92
Balance of Fund (Ledger Assets), December 31, 1936.....	\$2,660,260 64

## SICKNESS FUND AND FUNERAL FUND

Balance of fund (ledger assets), December 31, 1935.....		\$236,431 86
Income for the year:		
Premiums.....	\$12,031 53	
Interest.....	11,012 73	
Total Income.....		23,044 26
		<u>\$259,476 12</u>
Disbursements for the year:		
Sickness claims.....	\$11,036 75	
Funeral claims.....	2,500 00	
Total Disbursements.....		13,536 75
		<u>\$245,939 37</u>
Deduct transfers to General Fund.....		1,203 16
Balance of Fund (Ledger Assets), December 31, 1936.....		<u>\$244,736 21</u>

## CHILD INSURANCE FUND

Balance of fund (ledger assets), December 31, 1935.....		\$20,035 83
Income for the year:		
Premiums.....	\$1,472 29	
Interest.....	1,041 05	
Per capita tax, policy fees, etc.....	164 65	
Total Income.....		2,677 99
		<u>\$22,713 82</u>
Deduct transfers to:		
General Fund.....	\$336 47	
Life Insurance Fund.....	639 00	
		975 47
Balance of Fund (Ledger Assets), December 31, 1936.....		<u>\$21,738 35</u>

## GUARANTEE FUND

Balance of fund (ledger assets), December 31, 1935.....		\$1,000 00
Income for the year:		
Premiums.....	\$216 98	
Interest.....	7 52	
Total Income.....		224 50
		<u>\$1,224 50</u>
Deduct transfers to General Fund.....		224 50
Balance of Fund (Ledger Assets), December 31, 1936.....		<u>\$1,000 00</u>

## GENERAL FUND

Balance of fund (ledger assets), December 31, 1935.....		\$30,161 29
Income for the year:		
Assessments, dues, fees and fines.....	\$10,989 35	
Interest.....	4 11	
Supplies, policy fees, etc.....	320 69	
Total Income.....		11,314 15
		<u>\$41,475 44</u>
Disbursements for the year:		
<i>Head Office Expenses:</i>		
Salaries.....	\$13,273 40	
Directors' fees.....	1,141 10	
Auditors' fees.....	400 00	
Actuaries' fees and expenses.....	1,925 00	
Travelling expenses.....	676 98	
Rents.....	1,800 00	
Printing and supplies.....	663 84	
Miscellaneous.....	1,063 09	
Total.....		\$20,943 41
<i>Agency and Organization Expenses:</i>		
Commissions.....	\$1,645 54	
Miscellaneous.....	3 00	
Total.....		1,648 54
<i>All Other Expenses:</i>		
Advertising.....	\$87 34	
Legal fees.....	1,050 84	
Medical fees.....	87 00	
Taxes and licenses.....	725 89	
Telephone, telegrams and express.....	369 47	
Agency printing and stationery.....	336 33	
Official publications.....	2,283 75	
Miscellaneous.....	513 88	
Total.....		5,454 50
Total Disbursements.....		<u>28,046 45</u>
		<u>\$13,428 99</u>
Add transfers from other Funds.....		3,598 05
Balance of Fund (Ledger Assets), December 31, 1936.....		<u>\$17,027 04</u>

## Exhibit of Policies (Mortuary)

Classification	Whole Life Continuous Premiums		Whole Life Limited Payment Premiums		Endowment Assurances	
	No.	Amount	No.	Amount	No.	Amount
At end of 1935.....	8,019	\$6,524,505 25	458	\$379,050 00	457	\$445,912 00
New issued.....	66	54,500 00	39	27,000 00	21	13,000 00
Old revived.....	112	93,959 00	15	13,000 00	13	14,750 00
Old increased.....		287 00				
Transferred to.....	15	7,300 00	2	1,500 00	1	250 00
Totals.....	8,212	\$6,680,551 25	514	\$420,550 00	492	\$473,912 00
Less ceased by:						
Death.....	264	214,915 00	6	6,000 00		
Surrender.....	153	115,275 00	17	14,500 00	10	8,750 00
Lapse.....	2	1,468 00			1	1,000 00
Decrease.....		24,656 00				1,250 00
Suspended.....	303	251,359 00	34	28,850 00	69	77,500 00
Total ceased.....	722	\$607,673 00	57	\$49,350 00	80	\$88,500 00
At end of 1936.....	7,490	\$6,072,878 25	457	\$371,200 00	412	\$385,412 00

Classification	Other Plans		Totals		Totals for the Province only	
	No.	Amount	No.	Amount	No.	Amount
At end of 1935.....	382	\$155,815 00	9,316	\$7,505,282 25	6,845	\$5,597,567 50
New issued.....	28	8,210 00	154	102,710 00	97	66,700 09
Old revived.....	10	4,450 00	150	126,159 00	102	82,959 00
Old increased.....		6,715 00		7,002 00		4,082 00
Transferred to.....			18	9,050 00	9	4,250 00
Totals.....	420	\$175,190 00	9,638	\$7,750,203 25	7,053	\$5,755,558 50
Less ceased by:						
Death.....			270	\$220,915 00	233	\$190,514 00
Surrender.....			180	138,525 00	140	110,146 00
Lapse.....	19	9,550 00	22	12,018 00	10	4,750 00
Decrease.....				25,906 00		21,084 00
Suspended.....	115	45,720 00	521	403,429 00	165	142,109 00
Total ceased.....	134	\$55,270 00	993	\$800,793 00	548	\$468,603 00
At end of 1936.....	286	\$119,920 00	8,645	\$6,949,410 25	6,505	\$5,286,955 50

## Miscellaneous

Class or classes of members entitled in event of discontinuance of premium payment to benefit thereafter.—Those joining on and after January 1, 1915.

Conditions as to membership, etc., under which such benefits are available.—If in good standing on January 1, 1924, and for a period of at least five years.

Nature of benefits so granted.—Paid-up insurance payable at death to beneficiary or beneficiaries; also cash surrender values; amounts fixed by table of rates prepared by Actuary.

## Valuation Balance Sheet

## MORTUARY DEPARTMENT

## Assets

Ledger assets.....	\$2,669,011 36
Less values not admitted.....	337,190 76
	<u>\$2,331,820 60</u>
Non-ledger assets:	
Interest due and accrued.....	\$27,712 88
Liens re age.....	746 85
	<u>28,459 73</u>
Total Assets.....	<u>\$2,360,280 33</u>

## Liabilities

Reserves.....	\$2,152,477 00
Unpaid claims.....	21,398 67
Advance premiums.....	716 12
Interest reserve.....	50,000 00
Surplus.....	135,688 54
	<u>\$2,360,280 33</u>

The basis of the above valuation was the American Men Ultimate Table with interest at 4 % per annum.

Average rate of interest earned on ledger assets was 4.29 %.

Ratio of assets to liabilities was 106.1 %.

Total amount of insurance valued was \$6,634,070.

## SICK BENEFIT DEPARTMENT

Assets		
Ledger assets.....	\$244,036 21	
Less values not admitted.....	18,329 30	
		\$225,706 91
Non-ledger assets:		
Interest due and accrued.....		4,224 47
Total Assets.....		<u>\$229,931 38</u>
Liabilities		
Reserves.....		\$127,304 00
Unpaid claims.....		1,070 60
Surplus.....		101,556 78
		<u>\$229,931 38</u>

Basis of valuation was as follows:

1. Sickness benefits were valued as level term annuities with interest at 3 ½ %.
- (a) Males: \$7.50 per annum.
- (b) Females: \$6.00 per annum.

2. Funeral benefits at the rate of \$50.00 per member payable at death, were valued on the basis of the AM5 Table with interest at 3 ½ %.

Ratio of solvency, 179.1 %.

## CHILD INSURANCE DEPARTMENT

Assets		
Ledger assets.....	\$21,738 25	
Non-ledger assets.....	668 73	
Total Assets.....		<u>\$22,406 98</u>
Liabilities		
Reserves.....		\$8,385 00
Surplus.....		14,021 98
		<u>\$22,406 98</u>

The basis of valuation was the Canadian Life Table (Grant) with interest at 3 ½ %.

Ratio of solvency, 267.2 %.

All valuations were made by Sydney H. Pipe, Fellow of the Actuarial Society of America, and the American Institute of Actuaries, Associate of the British Institute of Actuaries.

## Schedule "C"

Bonds and Debentures Owned by the Society (*not in default*)

	Par Value	Book Value
Canadian National Railway, 5 %, 1954.....	\$25,000 00	\$25,000 00
Canadian National Railway, 5 %, 1954.....	10,000 00	10,356 62
Dominion of Canada, 4 %, 1945.....	7,000 00	6,803 93
Dominion of Canada, 4 ½ %, 1958.....	15,000 00	15,000 00
Dominion of Canada, 4 ½ %, 1956.....	10,000 00	9,712 51
Dominion of Canada, 3 %, 1955.....	10,000 00	9,887 90
Dominion of Canada, 4 ½ %, 1956.....	2,000 00	1,934 71
Province of Ontario, 5 ½ %, 1946.....	10,000 00	9,760 13
Province of Manitoba, 5 ½ %, 1956.....	10,000 00	9,315 91
Province of Saskatchewan, 5 %, 1958.....	10,000 00	9,488 65
Province of Saskatchewan, 4 %, 1960.....	10,000 00	8,788 23
Province of British Columbia, 6 %, 1947.....	15,000 00	15,411 56
Province of Saskatchewan, 4 %, 1953.....	15,000 00	14,529 25
Province of Saskatchewan, 4 %, 1953.....	10,000 00	9,156 98
Province of New Brunswick, 4 ¾ %, 1955.....	10,000 00	10,851 82
Province of Saskatchewan, 4 %, 1954.....	10,000 00	8,608 37
Province of Manitoba, 5 ½ %, 1955.....	10,000 00	9,437 69
Province of Manitoba, 6 %, 1947.....	10,000 00	9,578 96
Province of Manitoba, 5 ½ %, 1955.....	10,000 00	10,589 48
Province of Manitoba, 6 %, 1947.....	10,000 00	10,155 71
Province of Saskatchewan, 4 ½ %, 1951.....	10,000 00	8,089 68
Province of Saskatchewan, 4 ½ %, 1951.....	5,000 00	4,973 02
Province of Saskatchewan, 5 ½ %, 1952.....	10,000 00	10,024 36
Province of Saskatchewan, 5 ½ %, 1952.....	13,000 00	12,815 04
Province of Ontario, 5 %, 1948.....	35,000 00	38,753 45
Province of Saskatchewan, 4 %, 1960.....	12,000 00	10,272 33
Province of New Brunswick, 5 %, 1950.....	20,000 00	20,576 85
Province of Saskatchewan, 5 ½ %, 1946.....	7,000 00	7,000 00
Province of Ontario, 5 ½ %, 1942.....	15,000 00	15,412 08
Province of Ontario, 5 ½ %, 1946.....	1,000 00	976 02
School District of Dalhousie, N.B., 5 ½ %, 1951.....	10,000 00	10,380 03
Champion Consolidated School District, Alberta, 6 %, 1937-58.....	3,666 67	3,809 38
School District of North Kildonan, Man., 5 %, 1937-54.....	1,934 52	1,934 52
School District of Drumheller, Alberta, 6 %, 1942-45.....	10,000 00	10,299 53
Sturgeon Falls R. C. School Section No. 1, Ont., 6 %, 1944.....	1,367 43	1,439 49
School Section No. 1, Norman, Ont., 5 ½ %, 1936-47.....	1,489 72	1,528 94
R. C. School Section No. 1, Fauquier, Ont., 5 ½ %, 1937-47.....	2,031 51	2,085 18
Village of Port Credit, Ont., 5 ½ %, 1937-40.....	5,704 84	5,728 74
City of Toronto, Ont., 6 %, 1951.....	8,000 00	8,837 06
Town of Dominion, N.S., 5 ½ %, 1941.....	4,000 00	4,015 79
City of Sydney, N.S., 6 %, 1952.....	10,000 00	10,027 13
City of Sydney, N.S., 6 %, 1952.....	11,000 00	11,431 46

## Schedule "C"—Continued

## Bonds and Debentures Owned by the Society (not in default)

	Par Value	Book Value
City of Sydney, N.S., 6%, 1952.....	\$8,000 00	\$7,799 54
City of Sydney, N.S., 5½%, 1956.....	6,000 00	6,072 84
City of Sydney, N.S., 6%, 1952.....	6,000 00	6,483 07
Town of Glace Bay, N.S., 5%, 1951.....	15,000 00	14,844 00
Town of New Waterford, N.S. 6%, 1943.....	4,000 00	4,114 90
City of Prince George, B.C. 5½%, 1943.....	6,000 00	5,914 54
City of St. John, N.B., Dry Dock & Shipbuilding Co., Ltd., 3½%, 1954.....	15,000 00	15,005 75
Township of Barton, Ont., 5½%, 1952.....	10,000 00	10,690 25
Township of Barton, Ont., 5½%, 1952.....	10,000 00	10,700 41
Township of Freeman, Ont., 6%, 1937-46.....	4,170 97	4,170 97
Town of Timmins, Ont., 6½%, 1937.....	3,000 00	3,039 72
Village of Port Credit, Ont., 5%, 1937-60.....	11,280 52	11,031 10
Town of Timmins, Ont., 6%, 1939-41.....	1,304 52	1,320 50
Village of Hastings, Ont., 5%, 1938-48.....	7,872 17	7,801 49
Township of Colchester South, Ont., 5%, 1937-44.....	6,226 82	6,102 24
Town of Kapuskasing, Ont., 5%, 1945-48.....	12,394 54	12,434 90
Town of Thessalon, Ont., 6%, 1937-51.....	18,628 68	18,328 21
Town of Oakville, Ont., 5½%, 1947-51.....	13,011 43	13,130 89
Town of Kenora (Guar. Kenora General Hospital) 6%, 1937-39.....	5,700 00	5,752 95
Town of Grimsby, Ont., 6%, 1960-62.....	9,588 55	9,437 05
Town of Steelton, Ont., 5½%, 1944.....	8,000 00	7,633 98
City of Sydney, N.S., 5½%, 1954.....	5,000 00	5,000 00
City of Sydney, N.S., 5½%, 1954.....	5,000 00	5,000 00
City of Sydney, N.S., 5½%, 1954.....	2,000 00	2,022 85
Village of Stoney Creek, Ont., 5%, 1950-61.....	9,647 51	9,090 80
City of Riviere du Loup, Que., 6%, 1942.....	10,000 00	10,234 54
Town of Burlington, Ont., 5½%, 1937-53.....	6,285 68	6,285 68
Township of Freeman, Ont., 6%, 1937-47.....	4,813 31	4,875 27
City of Brandon (Guar. Manitoba Prov. Exhibition) 5%, 1949.....	4,000 00	4,000 00
Town of Capreol, Ont., 6½%, 1949-50.....	2,252 85	2,193 21
Town of Sydney Mines, N.S., 5½%, 1944.....	25,000 00	25,000 00
Town of Sydney Mines, N.S., 5½%, 1944.....	9,000 00	8,745 15
Town of Napanee, Ont., 5%, 1942-48.....	22,300 00	21,847 36
City of Welland, Ont., 6%, 1937-47.....	7,853 78	7,917 85
Town of Megantic, Que., 6%, 1948-50.....	10,000 00	10,856 25
Village of Swansea, Ont., 5%, 1937-39.....	8,051 70	7,971 51
Town of Kapuskasing, Ont., 6%, 1937-57.....	14,849 32	15,833 44
Town of Kapuskasing, Ont., 6%, 1947-53.....	11,434 81	12,266 01
Township of Tisdale, Ont., 5½%, 1937-45.....	12,478 85	12,675 83
Town of Gravenhurst, Ont., 6%, 1937-42.....	11,673 05	11,926 27
Town of Burlington, Ont., 6%, 1937.....	1,117 07	1,122 96
Village of Port Carling, Ont., 5½%, 1937-50.....	1,642 84	1,642 84
Village of Port Carling, Ont., 5½%, 1938-48.....	10,400 11	10,400 11
Township of Medora and Wood, Ont., 5½%, 1937-51.....	7,559 44	7,678 96
Township of Eilber, Ont., 5½%, 1937-46.....	3,003 77	3,054 88
City of Belleville, Ont., 4½%, 1939.....	4,000 00	3,949 00
City of Hamilton, 6%, 1960.....	4,000 00	4,262 01
City of Hamilton, Ont., 6%, 1958.....	10,000 00	11,598 34
City of Hamilton, Ont., 6%, 1958.....	10,000 00	11,524 88
Village of Swansea, Ont., 5%, 1945.....	5,000 00	5,253 82
City of Sydney, N.S., 5½%, 1942.....	4,000 00	4,081 76
Town of Glace Bay, N.S., 5%, 1942.....	13,500 00	12,825 10
Town of Glace Bay, N.S., 5%, 1942.....	4,000 00	3,898 97
Town of Capreol, Ont., 6%, 1954-59.....	12,000 00	12,725 37
Village of Richmond, Ont., 6%, 1937-48.....	4,751 40	4,911 69
Township of Tisdale, Ont., 5½%, 1940-42.....	12,000 00	12,000 00
Township of Teck, Ont., 6%, 1942-50.....	20,000 00	20,999 38
Township of Cornwall, Ont., 5½%, 1937-52.....	6,118 24	6,075 63
Town of Capreol, Ont., 5½%, 1937-49.....	13,732 40	13,732 40
Rural Municipality of North Kildonan, Man., 6%, 1940-45.....	20,000 00	20,488 93
Town of Southampton (Guar. Bell Furniture Co.) 5½%, 1938-45.....	9,821 64	10,010 38
Town of Dryden, Ont., 5½%, 1938-46.....	13,654 61	13,869 02
Town of Dryden, Ont., 5½%, 1947-52.....	12,760 31	13,123 35
Town of Dryden, Ont., 5½%, 1941-44.....	3,054 43	3,054 43
Township of Teck, Ont., 6%, 1945-46.....	8,000 00	8,289 79
Town of Steelton, Ont., 5%, 1942.....	10,000 00	9,424 92
City of Port William, Ont., 6%, 1950.....	10,000 00	10,668 73
City of Ft. William (Guar. McKellar Gen. Hospital) 4½%, 1951.....	10,000 00	9,341 68
City of Three Rivers, Que., 5½%, 1962-63.....	18,000 00	19,024 35
City of Three Rivers, Que., 5½%, 1943.....	10,000 00	9,961 88
Town of Dolbeau, Que., 5½%, 1945.....	10,000 00	10,033 66
City of Shawinigan Falls, Que., 5%, 1963-64.....	10,000 00	9,638 34
City of Grand Mere, Que., 5%, 1945.....	10,000 00	9,265 98
City of Montreal, Que., 4½%, 1948.....	17,000 00	16,263 40
Town of Mount Royal, Que., 5%, 1944.....	5,000 00	5,103 03
City of Hull, Que., 4½%, 1953.....	15,000 00	10,000 00
Town of Glace Bay, N.S., 6%, 1950.....	15,000 00	15,952 18
Town of New Waterford, N.S., 5½%, 1951.....	10,000 00	10,049 67
Town of New Waterford, N.S., 5½%, 1951.....	10,000 00	10,049 67
Village of Emo, Ont., 6%, 1937-50.....	23,634 50	22,773 57
Town of Heybury, Ont., 6%, 1938-50.....	19,751 88	20,538 74
Town of Renfrew, Ont., 5½%, 1937-39.....	5,644 09	5,659 73
Hanna Municipal Hospital Dist., Alberta, 6½%, 1937-49.....	14,300 00	15,076 55
Village of Wheatley, Ont., 5½%, 1939-50.....	15,322 66	15,642 79
Town of Trenton, Ont., 5½%, 1943-51.....	9,474 21	9,703 30
Township of Colchester South, Ont., 5%, 1937-39.....	3,526 72	3,487 53
Town of Smith's Falls, Ont., 5½%, 1942-45.....	10,000 00	10,117 20
Village of Norwich, Ont., 6%, 1944-50.....	6,062 68	6,457 92
City of Sault Ste. Marie, Ont., 5½%, 1954.....	10,000 00	10,165 13
Town of Dominion, N.S., 5½%, 1940.....	6,000 00	6,021 32
City of Fort William, Ont., 6%, 1962.....	8,000 00	8,566 80
City of Port Arthur, Ont., 5½%, 1948.....	25,275 16	24,579 46



## Schedule "C"—Continued

## Bonds and Debentures Owned by the Society (not in default)

	Par Value	Book Value
Village of Swansea, Ont., 5%, 1948-53.....	\$16,375 65	\$16,206 51
Village of Swansea, Ont., 5%, 1946.....	10,000 00	10,000 00
Town of Port Colborne, Ont., 5%, 1948.....	10,000 00	10,554 77
Town of Port Colborne, Ont., 5%, 1948.....	5,000 00	5,277 38
City of Montreal Sinking Fund, 6%, 1941.....	10,000 00	10,000 00
Town of Glace Bay, N.S., 6%, 1952.....	5,000 00	5,101 34
Town of Dominion, N.S., 6%, 1940.....	5,000 00	5,098 44
City of Brantford, Ont., 5%, 1934-53.....	21,502 00	19,944 39
Town of Kenora, Ont., 5%, 1942.....	25,000 00	23,329 24
Town of Englehart, Ont., 6%, 1937-38.....	2,097 37	2,122 71
Town of New Liskeard, Ont., 6 1/2%, 1937-39.....	1,682 45	1,714 54
Town of Timmins, Ont., 5 1/2%, 1937-41.....	10,362 77	10,448 52
Town of Collingwood, Ont., 5 1/2%, 1937.....	1,892 87	1,891 01
Township of Teck, Ont., 5 1/2%, 1942-47.....	27,171 46	27,913 44
Village of Erin, Ont., 5%, 1937-48.....	16,244 63	16,018 14
Town of Morrisburg, Ont., 5 1/2%, 1937-40.....	3,719 62	3,636 20
Hanna Municipal Hosp., Dist. No. 9, Alta., 6%, 1937-52.....	3,676 86	3,676 86
Hanna Municipal Hosp., Dist. No. 9, Alta., 6%, 1937-54.....	11,261 92	11,261 92
Township of Tisdale, Ont., 6%, 1939-46.....	5,690 41	5,540 84
Town of Timmins, Ont., 5 1/2%, 1939-42.....	12,635 09	12,635 09
Township of Stamford, Ont., 5%, 1940-42.....	6,047 65	5,995 41
Town of Deseronto, Ont., 5 1/2%, 1947-54.....	9,672 76	9,965 25
Town of Humboldt, Sask., 6%, 1937-75.....	2,516 19	2,516 19
Town of Battleford, Sask., 2%, 1937-59.....	7,339 92	7,339 92
Town of Taber, Alberta, 4%, 1937-70.....	18,247 45	18,247 45
City of Oshawa, Ont., 4 1/2%, 1937-38.....	20,000 00	19,834 11
Town of Warton, Ont., 5%, 1937-41.....	5,880 25	5,824 24
City of Sarnia, Ont., 5%, 1958-59.....	7,071 80	6,610 13
City of Toronto, Ont., 5 1/2%, 1937.....	1,000 00	1,000 50
City of Sault Ste. Marie, Ont., 5%, 1943.....	5,000 00	4,453 94
Town of Trenton, N.S., 5%, 1937-43.....	1,000 00	983 82
Town of Pointe Claire, Que., 6%, 1940-43.....	12,000 00	12,191 72
City of Sault Ste. Marie, Ont., 5 1/2%, 1945.....	4,000 00	4,000 00
City of Sault Ste. Marie, Ont., 5 1/2%, 1945.....	5,000 00	5,044 06
Town of North Bay, Ont., 6%, 1944.....	1,629 50	1,615 65
Town of Dunnville, Ont., 6%, 1937-51.....	3,528 00	3,418 91
Township of Freeman, Ont., 6%, 1937-48.....	2,467 01	2,593 54
Town of Kapuskasing, Ont., 5%, 1951.....	3,853 62	3,882 77
Town of Matheson, Ont. (Guar. by Prov. of Ont.) 5 1/2%, 1937-44.....	1,893 27	1,900 83
Town of Grimsby, Ont., 6%, 1943-47.....	5,000 00	5,412 41
Village of Beamsville, Ont., 5 1/2%, 1944.....	1,138 52	1,245 57
Municipality of Chapple, Ont., 6%, 1937-39.....	726 32	729 65
City of Sydney, N.S., 5 1/2%, 1954.....	9,000 00	9,420 69
Town of Dominion, N.S., 5 1/2%, 1950.....	15,000 00	15,368 52
Town of New Waterford, N.S., 5%, 1947.....	4,000 00	3,900 94
Town of Dalhousie, N.B., 5 1/2%, 1969.....	5,000 00	4,852 80
City of Fort William, Ont., 4%, 1951.....	5,000 00	4,891 48
Town of Amherstburg, Ont., 5 1/2%, 1937-38.....	5,957 85	5,932 45
Town of Kenora, Ont., 6%, 1937-39.....	3,861 81	3,991 35
City of Sault Ste. Marie, Ont., 6 1/2%, 1951.....	27,000 00	27,785 59
Township of Tisdale, Ont., 6%, 1938.....	1,000 00	1,009 24
Township of Fauquier (Guar. by Prov. of Ont.) 5 1/2%, 1937-46.....	1,126 41	1,121 04
Town of Capreol, Ont., 6%, 1961.....	493 32	493 32
City of Hamilton, Ont., 6%, 1941.....	1,000 00	1,171 79
Municipality of Shuniah, Ont., 6%, 1944.....	5,000 00	5,078 37
Municipality of Shuniah, Ont., 6%, 1937-39.....	254 19	255 84
Town of Smith's Falls, Ont., 5%, 1937.....	2,488 59	2,476 80
Township of Teck, Ont., 6%, 1937-38.....	4,000 00	3,977 90
Townships of Williamson & Owens (Guar. by Prov. of Ontario), 5 1/2%, 1937-45.....	736 04	746 76
Municipality of Chapple, Ont., 6%, 1937-49.....	1,929 72	1,958 14
City of Montreal West, Que., 5 1/2%, 1951.....	2,000 00	2,060 58
Town of Springhill, N.S., 5%, 1950.....	5,000 00	4,975 12
Township of East York (Guar. by County of York, Ont.), 5%, 1947.....	5,000 00	4,847 26
Town of Haileybury, Ont., 6%, 1937-39.....	1,558 71	1,573 24
Town of Keewatin, Ont., 6%, 1943-47.....	5,000 00	5,137 78
Town of Port Colborne, Ont., 5%, 1944.....	3,000 00	3,049 44
City of Brantford, Ont., 5%, 1939.....	3,500 00	3,472 12
Town of Cochrane, Ont., 6%, 1937.....	2,000 00	1,981 15
Town of Collingwood, Ont., 5 1/2%, 1937-39.....	851 51	849 90
Town of Elmira, Ont., 5 1/2%, 1950-52.....	1,723 16	1,714 59
Town of Dunnville, Ont., 6%, 1937-38.....	3,457 43	3,421 46
Town of Battleford, Sask., 2%, 1937-59.....	510 01	510 01
Municipality of Shuniah, Ont., 6%, 1937-38.....	599 24	603 14
Town of Dunnville, Ont., 6%, 1937-44.....	902 12	902 12
Town of Selkirk, Man., 5%, 1949.....	1,000 00	954 41
City of Fort William, Ont., 5%, 1957.....	2,000 00	2,052 47
Town of Whitby, Ont., 5%, 1942.....	894 02	850 06
Town of Sydney Mines, N.S., 5%, 1942.....	500 00	484 15
Town of Renfrew, Ont., 5%, 1944.....	1,000 00	1,013 34
Town of Parry Sound, Ont., 5 1/2%, 1945.....	854 55	825 48
City of Toronto, Ont., 5 1/2%, 1944.....	500 00	492 42
City of Hamilton, Ont., 6%, 1948.....	500 00	543 35
Township of York (Guar. by County of York, Ont.), 5%, 1946.....	500 00	494 42
Town of Dryden, Ont., 5 1/2%, 1937.....	1,000 00	992 94
City of Guelph, Ont., 5 1/2%, 1942.....	1,000 00	1,016 58
Town of Keewatin, Ont., 6%, 1948.....	1,000 00	1,056 51
Village of Waterdown, Ont., 5 1/2%, 1939.....	1,000 00	979 93
Town of Dundas, Ont., 6%, 1937.....	1,629 48	1,635 12
Town of Trenton, N.S., 5%, 1937.....	1,500 00	1,490 90
Town of Port Colborne, Ont., 5%, 1954.....	1,000 00	866 06
Township of Fauquier-Ross (Guar. by Prov. of Ont.), 5 1/2%, 1937-60.....	1,384 41	1,432 98
Totals.....	\$1,779,759 84	\$1,786,751 17

## Schedule "D"

Bonds and Debentures Owned by the Society (*in default*)

	Par Value	Book Value	Market Value
Province of Alberta, 4 1/2 %, 1958	\$10,000 00	\$9,953 80	\$7,200 00
Province of Alberta, 4 1/2 %, 1958	5,000 00	5,002 48	3,600 00
Province of Alberta, 6 %, 1947	10,000 00	9,976 16	7,500 00
Province of Alberta, 6 %, 1947	10,000 00	10,501 69	7,500 00
Town of New Toronto, Ont., 5 1/2 %, 1939-40	17,143 29	17,380 86	15,478 96
Rural Municipality of St. Vital, Man., 5 1/2 %, 1956	11,000 00	10,765 14	7,150 00
Township of East York, Ont., 5 %, 1960-61	17,500 00	17,500 00	8,750 00
Town of Leamington, Ont., 5 1/2 %, 1934-40	23,000 00	20,066 53	14,490 00
Town of Bridgeburg, Ont., 5 1/2 %, 1935-38	14,033 23	14,033 23	10,524 92
Town of Hawkesbury, Ont., 5 %, 1933-48	9,000 00	9,083 33	5,850 00
Town of Hawkesbury, Ont., 5 %, 1933-48	15,829 89	15,121 15	7,914 95
Township of Sandwich West, Ont., 5 1/2 %, 1933-46	10,944 61	10,741 00	5,472 30
Town of Penetanguishene, Ont., 6 %, 1935-43	25,000 00	24,159 87	7,500 00
City of Windsor, Ont., 5 1/2 %, 1933-34	9,873 97	10,106 74	5,924 38
City of Rossland, B.C., 6 %, 1949	1,192 62	1,193 09	894 46
Town of Fort Francis, Ont., 7 %, 1938	20,000 00	20,920 11	16,000 00
Rural Mun. of East Kildonan, Man., 6 %, 1940	500 00	500 00	500 00
Town of Midland, Ont., 6 %, 1940-46	11,000 00	10,961 47	8,800 00
Town of New Toronto, Ont., 5 1/2 %, 1934-41	14,000 00	14,599 91	9,140 00
Town of New Toronto, Ont., 5 1/2 %, 1934-41	4,160 72	4,187 38	3,744 65
Township of Sandwich West, Ont., 6 %, 1932-40	4,580 63	4,618 71	4,122 57
Town of Mimico, Ont., 5 1/2 %, 1946	18,000 00	18,756 84	5,400 00
Village of Chippawa, Ont., 5 1/2 %, 1939-43	4,816 36	5,054 75	3,853 09
City of Windsor, Ont., 5 %, 1933-50	15,704 35	15,978 26	14,133 82
Village of Fort Erie, Ont., 5 1/2 %, 1942-48	5,846 33	5,683 19	4,384 75
Village of Fort Erie, Ont., 5 1/2 %, 1949-50	3,000 00	3,026 21	1,950 00
Village of Fort Erie, Ont., 5 1/2 %, 1949-50	7,646 93	7,761 73	4,970 50
Township of East York, Ont., 5 1/2 %, 1940-50	3,888 00	3,937 54	2,527 20
Burrard Inlet Tunnel & Bridge Co. (Guar. by Dist. of N. Vancouver), 6 %, 1973	15,082 33	15,660 70	9,803 51
Burrard Inlet Tunnel & Bridge Co. (Guar. by City of N. Vancouver), 6 %, 1973	10,000 00	11,079 13	2,500 00
Township of Sandwich East, Ont., 5 1/2 %, 1933-42	5,000 00	5,000 00	1,250 00
Village of Fort Erie, Ont., 5 1/2 %, 1944-54	5,460 04	5,472 49	1,911 01
Town of Mimico, Ont., 5 %, 1933-39	11,704 30	11,704 30	7,607 79
Town of Weston, Ont., 6 1/2 %, 1947-51	8,646 98	8,553 67	6,917 58
Town of Rainy River, Ont., 6 %, 1936-51	10,000 00	10,964 90	7,500 00
Town of Kingsville, Ont., 5 1/2 %, 1935-49	5,286 45	5,250 39	3,436 19
Town of Sandwich, Ont., 5 1/2 %, 1932-36	22,501 94	22,880 38	15,751 36
Town of New Toronto, Ont., 5 1/2 %, 1934-35	5,449 89	5,487 45	2,179 96
Town of Ford City, Ont., 5 %, 1933-35	754 66	754 66	679 19
Township of Riverside, Ont., 6 %, 1934-35	15,000 00	14,811 75	7,500 00
Township of Dysart, Ont., 6 %, 1933-34	4,257 52	4,297 64	1,277 26
Town of Riverside, Ont., 6 %, 1934-39	4,98 31	503 51	323 90
Town of Riverside, Ont., 6 %, 1940-43	17,962 31	18,421 80	5,388 70
Town of Riverside, Ont., 6 %, 1943-44	14,629 24	15,225 80	4,388 77
Town of Ford City, Ont., 5 %, 1949-55	2,350 62	2,460 76	705 19
City of Chicoutimi, Que., 5 %, 1940-50	9,400 00	9,400 10	4,700 00
Town of Sturgeon Falls, Ont., 7 %, 1935-41	10,000 00	9,909 98	7,500 00
Town of Sandwich, Ont., 5 1/2 %, 1932	40,696 73	41,413 40	22,383 20
City of Niagara Falls, Ont., 5 %, 1935-37	5,000 00	5,011 62	2,000 00
Town of Fort Francis, Ont., 5 %, 1937-43	10,000 00	10,000 00	9,000 00
Town of Rainy River, Ont., 6 %, 1936-51	8,250 55	8,176 21	8,250 55
Village of Fort Erie, Ont., 5 1/2 %, 1952-53	13,216 16	13,081 34	8,590 40
Township of Calvert, Ont., 5 1/2 %, 1944-50	7,000 00	7,083 93	4,550 00
City of Rossland, B.C., 5 1/2 %, 1947	13,000 00	12,262 03	8,450 00
Town of Thorold, Ont., 5 1/2 %, 1934-37	11,500 00	11,500 00	9,200 00
Town of Ford City, Ont., 6 %, 1934-37	3,001 30	2,928 69	1,950 84
Town of Ford City, Ont., 6 %, 1932-41	24,900 86	25,140 68	12,450 43
Town of Ford City, Ont., 6 %, 1937-43	4,000 00	4,096 53	2,000 00
Town of Riverside, Ont., 5 1/2 %, 1944-50	12,000 00	12,518 31	6,000 00
Town of Eastview, Ont., 5 1/2 %, 1938-41	20,000 00	19,867 04	8,250 00
Town of Thorold, Ont., 5 %, 1934-37	15,000 00	15,283 19	1,328 88
Town of Sudbury, Ont., 5 %, 1933	2,044 43	2,003 44	1,328 88
City of Niagara Falls, Ont., 5 %, 1945-48	3,316 72	3,316 72	3,316 72
Town of Mimico, Ont., 5 1/2 %, 1933-39	12,000 00	11,762 51	10,800 00
Town of Mimico, Ont., 5 1/2 %, 1934-35	7,254 36	7,306 98	5,803 49
Town of Port Francis, Ont., 6 %, 1937-42	9,398 79	9,452 96	7,519 03
Town of Mimico, Ont., 5 %, 1933-35	6,052 14	6,119 24	5,052 14
Town of Sandwich, Ont., 5 1/2 %, 1932-39	3,408 00	3,398 29	5,726 40
Township of Scarborough, Ont., 5 %, 1949	13,384 10	13,519 20	12,650 01
Town of Watrous, Sask., 5 1/2 %, 1937-56	19,461 56	18,587 47	1,506 39
Town of Watrous, Sask., 5 1/2 %, 1957	3,012 77	3,012 77	101 93
Town of Watrous, Sask., 5 1/2 %, 1958	203 86	203 86	37 78
Town of Melville, Sask., 5 1/2 %, 1936-59	75 57	75 57	10,465 86
Township of Dysart, Ont., 6 %, 1932-9	23,257 47	23,257 47	2,909 22
Town of Redcliff, Alberta, 3 %, 1932-75	4,475 73	4,620 74	8,566 60
Town of Mimico, Ont., 5 %, 1933-36	19,036 89	19,036 89	4,775 85
Town of Mimico, Ont., 5 %, 1933-36	5,969 81	5,949 14	2,534 89
School Dist. of E. Kildonan, Man., 6 %, 1946-48	3,168 61	3,157 62	2,400 00
School Dist. of E. Kildonan, Man., 6 %, 1935-37	3,000 00	2,884 81	3,749 34
School Dist. of E. Kildonan, Man., 6 %, 1941-50	4,165 93	4,098 18	4,000 00
School Dist. of E. Kildonan, Man., 6 %, 1951	5,000 00	5,216 89	7,200 00
School Dist. of E. Kildonan, Man., 5 %, 1937-54	9,000 00	9,503 25	507 26
School Dist. of E. Kildonan, Man., 5 %, 1937-65	634 08	634 08	949 67
School Dist. of E. Kildonan, Man., 6 %, 1944-55	1,187 09	1,187 09	4,800 00
School Dist. of Redcliff, Alberta, 3 %, 1933-75	6,000 00	6,313 96	3,270 45
Province of Alberta, 5 1/2 %, 1939	7,267 66	7,267 66	1,460 00
Town of Chelmsford, Ont., 6 %, 1937-43	2,000 00	1,943 64	3,636 22
	3,636 22	3,748 97	

## Schedule "D"—Continued

Bonds and Debentures Owned by the Society (in default)

	Par Value	Book Value	Market Value
City of Rossland, B.C., 6%, 1950.....	\$5,500 00	\$5,711 53	\$4,400 00
Town of Mimico, Ont., 6%, 1933-47.....	5,409 93	5,321 47	4,327 94
Town of Canora, Sask., 6%, 1934.....	408 10	409 20	204 05
Township of Sandwich East, Ont., 5½%, 1933-47.....	4,498 08	4,514 11	1,574 33
Township of Sandwich East, Ont., 5½%, 1932-37.....	1,733 09	1,736 42	606 58
Town of Hawkesbury, Ont., 5½%, 1944-51.....	9,926 73	10,194 53	4,963 36
Township of North York, Ont., 5½%, 1937-39.....	3,962 46	3,870 63	3,566 21
Town of Hawkesbury, Ont., 4%, 1932-33.....	1,090 70	1,065 83	545 35
City of St. Lambert, Que., 5½%, 1952.....	3,000 00	3,049 77	2,940 00
Town of Fort Francis, Ont., 5½%, 1939-47.....	4,387 29	4,367 11	4,387 29
Town of Ford City, Ont., 5%, 1938.....	2,000 00	1,951 21	1,000 00
Town of Ford City, Ont., 5%, 1939.....	1,000 00	973 04	500 00
Town of Sturgeon Falls, Ont., 6%, 1935-36.....	605 84	607 96	333 21
Township of Scarborough, Ont., 5%, 1948.....	5,320 54	5,094 59	3,458 35
Town of Melville, Sask., 5½%, 1936-59.....	2,248 41	2,248 41	1,011 78
Town of Redcliff, Alberta, 3%, 1932-75.....	2,855 53	2,855 53	1,284 99
Town of Fort Francis, Ont., 5½%, 1948.....	1,000 00	1,000 00	1,000 00
Town of Fort Francis, Ont., 6%, 1937.....	400 00	400 00	400 00
<b>Totals.....</b>	<b>\$896,969 61</b>	<b>\$900,364 29</b>	<b>\$550,507 59</b>

## CANADIAN ORDER OF FORESTERS

HEAD OFFICE, BRANTFORD, ONT.

Incorporated.—December 1, 1879.

Officers.—Principal Officer, W. M. Couper, K.C.; Secretary, Alf. P. van Someren; Treasurer, A. R. Galpin; C. G. Chapin, C.M.B.; W. E. Leng, Supt. of Org.

Auditors.—W. J. Beney, F. A. R. MacFadden.

Actuary.—M. A. Mackenzie, M.A.

Governing Executive Authority (as at date of filing statement).—J. P. Hoag, H.V.C.R., Toronto, Ont.; W. J. Bourke, Toronto, Ont.; F. Payette, Montreal, Que.; S. C. Berridge, Brandon, Man.; D. M. Craig, Walkerville, Ont.; T. K. Allan, Kemptville, Ont.

## Summary of Funds

Balances of Funds, December 31, 1936:			
Mortuary Fund.....		\$17,039,746 30	
Sickness Fund No. 1.....		712,099 43	
Sickness Fund No. 2.....		9,702 13	
General Fund.....		45,516 67	
Total Ledger Assets.....			\$17,807,064 53
Add non-ledger assets.....			273,065 58
Total Assets.....			\$18,080,130 11
Deduct unadmitted assets.....	\$851,385 81		
Deduct due and accrued liabilities (except reserve).....	1,621,398 76		
			2,472,784 57
Net Balance of All Funds.....			\$15,607,345 54
Reserve as per actuary's report.....			\$14,646,791 45
Balance—Surplus of Assets over All Liabilities and Reserve.....			\$960,554 09

## Statement for Year Ending 31st December, 1936

## Assets

## Ledger Assets

Book value of real estate: office premises.....		\$29,000 00
Loans and liens on policies.....		199,922 48
Amortized book value of bonds, debentures and debenture stocks:		
Not in default.....	\$14,428,509 02	
In default.....	3,095,349 32	
Cash in chartered banks of Canada in Canada.....		17,523,858 34
		54,283 71
Total Ledger Assets.....		\$17,807,064 53

## Non-Ledger Assets

Interest accrued.....		\$216,250 35
Collections reported, but not received by Head Office.....		56,815 23
Total Non-Ledger Assets.....		\$273,065 58
Total Assets.....		\$18,080,130 11
Deduct deficiency of market under book value of bonds and debentures in default..		851,385 81
Total Admitted Assets.....		\$17,228,744 30

## Liabilities

Provision for unpaid claims:		
Death benefits.....	\$147,208	53
Accident and sickness benefits.....	3,738	42
		<u>\$150,946 95</u>
Present value of matured death claims payable by instalments.....		10,466 99
Other liabilities due and accrued: salaries, \$125.00; actuarial fees, \$1,850.00;		
general accounts, \$509.82.....		2,484 82
Investment reserves.....		<u>1,457,500 00</u>
Total Liabilities (except Reserve).....		<u>\$1,621,398 76</u>
Net required reserve, per actuary's report, for outstanding contracts of:		
Mortuary Fund.....	\$14,003,500	00
Sickness Fund No. 1.....	633,887	24
Sickness Fund No. 2.....	9,404	21
Total Reserve.....		<u>\$14,646,791 45</u>

## Statement of Operations of Each Fund for the Year Ending 31st December, 1936

## MORTUARY FUND

Balance of fund (ledger assets), December 31, 1935.....		\$16,550,642 59
Income for the year:		
Premiums (with extra dues, etc.).....	\$757,319	88
Premiums (by way of policy liens).....	17,680	29
Interest and rents.....	768,267	76
Total Income.....		<u>1,543,267 93</u>
		\$18,093,910 52
Disbursements for the year:		
Death Claims.....	\$919,313	88
Surrender values.....	34,850	34
Total Disbursements.....		<u>954,164 22</u>
		\$17,139,746 30
Deduct transfers to General Fund.....		100,000 00
Balance of Fund (Ledger Assets), December 31, 1936.....		<u>\$17,039,746 30</u>

## SICKNESS FUND No. 1

Balance of fund (ledger assets), December 31, 1935.....		\$679,578 48
Income for the year:		
Premiums.....	\$60,045	35
Premium (by way of policy liens).....	2,017	70
Interest and rents.....	29,362	75
Profit on sale of securities.....	253	25
Total Income.....		<u>91,679 05</u>
		\$771,257 53
Disbursements for the year, sickness claims.....		<u>59,158 10</u>
Balance of Fund (Ledger Assets), December 31, 1936.....		<u>\$712,099 43</u>

## SICKNESS FUND No. 2

Balance of fund (ledger assets), December 31, 1935.....		\$8,151 50
Income for the year:		
Premiums.....	\$6,194	64
Premiums (by way of policy liens).....	37	09
Total Income.....		<u>6,231 73</u>
		\$14,383 23
Disbursements for the year: sick claims.....		<u>4,681 10</u>
Balance of Fund (Ledger Assets), December 31, 1936.....		<u>\$9,702 13</u>

## GENERAL FUND

Balance of fund (ledger assets), December 31, 1935.....		\$30,590 94
Income for the year:		
Assessments, dues, fees and fines, and policy liens.....	51,207	71
First year premiums.....	15,450	76
Bonds, \$3,773.05; supplies, \$850.10.....	4,623	15
Relief interest, \$318.04; sundries, \$121.70.....	439	74
Total Income.....		<u>71,721 36</u>
		\$102,312 30

Disbursements for the year:

Head Office Expenses:

Salaries.....	\$36,040 00
Directors' fees.....	2,944 28
Auditors' fees.....	350 00
Actuaries' fees and expenses.....	1,850 00
Travelling expenses.....	887 16
Bonding officers.....	5,491 71
Printing and supplies.....	1,048 82
Caretaking.....	1,140 00
Miscellaneous.....	280 25

Total..... \$50,032 22

Agency and Organization Expenses:

Commissions.....	1,100 00
Salaries.....	48,954 70
Travelling expenses.....	19,687 78
Bonuses to members.....	3,967 50

Total..... 73,709 98

All Other Expenses:

Advertising.....	\$570 91
Building Expense.....	126 12
Legal fees.....	1,716 55
Investigation.....	145 05
Taxes and licenses.....	1,394 74
Telephone, telegrams, express and postage.....	2,862 93
Agency printing and stationery.....	4,755 61
Light, fuel and water.....	349 30
Insurance and exchange.....	1,250 41
Official publications.....	9,272 06
Meeting of Supreme Body and grants.....	9,026 21
Miscellaneous.....	1,583 54

Total..... 33,053 43

Total disbursements..... 156,795 63

\$54,483 33

Add transfers from Mortuary Fund..... 100,000 00

Balance of Fund (Ledger Assets), December 31, 1936..... \$45,516 67

Exhibit of Policies (Mortuary)

Classification	Whole Life Continuous Premiums		Whole Life Limited Payment Premiums		Endowment Assurances	
	No.	Amount	No.	Amount	No.	Amount
At end of 1936.....	35,969	\$32,578,263 13	1,598	\$1,452,314 98	3,617	\$3,519,270 85
New issued.....	265	244,000 00	168	164,000 00	968	957,500 00
Old revived.....	218	209,000 00	9	9,000 00	55	50,000 00
Transferred to.....	2	2,000 00	4	4,000 00	10	9,500 00
Totals.....	36,454	\$33,033,263 13	1,779	\$1,629,314 98	4,650	\$4,536,270 85
Less ceased by:						
Death.....	1,050	917,196 93	11	7,218 00	17	17,996 50
Surrender.....		34,850 34				
Lapse.....	598	557,400 00	154	140,000 00	749	708,500 00
Decrease.....		351,835 15		18,838 85		29,266 56
Transferred from.....	11	11,000 00	3	2,500 00	2	2,000 00
Total ceased.....	1,659	\$1,872,282 42	168	\$168,556 85	768	\$757,763 06
At end of 1936.....	34,795	\$31,160,980 71	1,611	\$1,460,758 13	3,882	\$3,778,507 79

Classification	Other Plans		Totals		Totals for the Province only	
	No.	Amount	No.	Amount	No.	Amount
At end of 1936.....	36	\$108,000 00	41,220	\$37,657,848 96	19,658	\$17,954,268 83
New issued.....	1	3,000 00	1,402	1,368,500 00	598	574,500 00
Old revived.....			282	268,000 00	138	136,500 00
Transferred to.....			16	15,500 00		
Totals.....	37	\$111,000 00	42,920	\$39,309,848 96	20,394	\$18,665,268 83
Less ceased by:						
Death.....			1,078	942,411 43	629	560,142 74
Surrender.....				34,850 34		19,745 86
Lapse.....	2	6,000 00	1,503	1,411,900 00	723	672,350 00
Decrease.....				399,940 56		168,136 64
Transferred from.....				15,500 00	2	1,500 00
Total ceased.....	2	\$6,000 00	2,597	\$2,804,602 33	1,354	\$1,421,875 24
At end of 1936.....	35	\$105,000 00	40,323	\$36,505,246 63	19,040	\$17,243,393 59

## Valuation Balance Sheet

## MORTUARY DEPARTMENT

## Liabilities

Whole life certificates:		
Value of sums assured.....	\$18,085,600	00
Less: value of future premiums.....	7,163,800	00
		<u>\$10,921,800 00</u>
Value of paid-up certificates.....	2,251,400	00
Twenty pay life certificates.....	227,000	00
Pay to age 65 certificates.....	42,100	00
Endowment certificates maturing at age 65.....	465,600	00
Family protection certificates.....	10,700	00
Twenty-year endowment certificates.....	84,900	00
Death claims under adjustment.....	157,700	00
Investment reserve.....	1,457,500	00
Surplus.....	891,200	00
		<u>\$16,509,900 00</u>

## Assets

Book value of bonds not in default.....	\$14,007,200	00
Accrued interest thereon.....	195,800	00
Market value of bonds in default.....	2,075,000	00
Liens on certificates with interest.....	207,500	00
Cash.....	24,400	00
		<u>\$16,509,900 00</u>

Basis of the valuation was the Am (5) table with interest at 3%.  
Mortality experienced during 1936 was 87.1% of the mortality expected by the table.  
Average interest earned during 1936 was 4.80%.  
Ratio of assets to liabilities was 105.71%.  
Amount of insurance valued was \$35,503,246.00.

## SICKNESS FUND NO. 1

## Assets

Total assets.....	\$633,887	24
-------------------	-----------	----

## Liabilities

*Reserve.....	\$633,887	24
---------------	-----------	----

## SICKNESS FUND NO. 2

## Assets

Total assets.....	\$9,404	21
-------------------	---------	----

## Liabilities

*Reserve.....	\$9,404	21
---------------	---------	----

\*Liability may be terminated at any time by notice from Head Office. Reserve therefore set at amount of total assets.

The above valuations were made by M. A. Mackenzie, M.A., Fellow of the British Institute of Actuaries.

## Bonds and Debentures Owned by the Society (not in default)

## Insurance Fund:

	Par Value	Book Value
Dominion of Canada Victory Loan, 5 ½ %, 1937.....	\$6,300 00	\$6,300 00
Dominion of Canada National Service Loan, 5 %, 1941.....	100,000 00	99,437 50
Dominion of Canada National Service Loan, 5 %, 1941.....	50,000 00	48,758 17
Dominion of Canada National Service Loan, 5 %, 1941.....	100,000 00	97,513 09
Dominion of Canada Conversion Loan, 4 ½ %, 1959.....	25,000 00	22,813 90
Dominion of Canada Conversion Loan, 4 ½ %, 1959.....	25,000 00	24,304 31
Dominion of Canada Conversion Loan, 4 ½ %, 1956.....	50,000 00	53,349 12
Dominion of Canada Refunding Loan, 4 %, 1945.....	200,000 00	194,424 60
Dominion of Canada Refunding Loan, 3 ½ %, 1949.....	300,000 00	290,581 01
Dominion of Canada Loan, 3 %, 1955.....	100,000 00	98,583 25
Dominion of Canada Loan, 3 ½ %, 1968.....	77,000 00	76,237 69
Canadian Northern Railways, 6 ½ %, 1946.....	65,000 00	70,800 73
Canadian Northern Railways, 6 ½ %, 1946.....	35,000 00	38,122 76
Canadian Northern Railways, 6 ½ %, 1946.....	50,000 00	53,147 78
Canadian Northern Railways, 6 ½ %, 1946.....	310,000 00	344,939 09
Canadian Northern Railways, 6 ½ %, 1946.....	50,000 00	57,549 29
Canadian National Railways, 5 %, 1937-38.....	250,000 00	249,471 31
Canadian National Railways, 5 %, 1954.....	25,000 00	23,542 71
Canadian National Railways, 5 %, 1954.....	25,000 00	23,473 01
Canadian National Railways, 5 %, 1954.....	100,000 00	96,226 27
Canadian National Railways, 3 %, 1953.....	75,000 00	73,166 93
Canadian National Railways, 3 %, 1944.....	100,000 00	98,721 09
Canadian National Railways, 4 ¾ %, 1955.....	60,000 00	61,566 54
Montreal Harbour Commission, 5 %, 1969.....	50,000 00	49,766 73
Province of Ontario, 4 ½ %, 1949.....	20,000 00	19,472 64
Province of Ontario, 6 %, 1941.....	50,000 00	49,620 80
Province of Ontario, 6 %, 1941.....	7,000 00	7,279 29

Bonds and Debentures Owned by the Society (*not in default*)

<i>Insurance Fund—Continued</i>	Par Value	Book Value
Province of Ontario, 6%, 1943	\$33,000 00	\$34,962 22
Province of Ontario, 5%, 1948	250,000 00	245,620 86
Province of Ontario, 5%, 1952	50,000 00	55,962 46
Province of Ontario, 4½%, 1943	110,000 00	106,977 64
Province of Ontario, 4½%, 1950	50,000 00	49,574 21
Province of Ontario, 4½%, 1950	25,000 00	24,989 24
Province of Quebec, 4½%, 1963	25,000 00	24,978 57
Province of Quebec, 4½%, 1963	25,000 00	27,430 39
Province of Quebec, 3%, 1951	50,000 00	49,627 40
Province of New Brunswick, 5½%, 1952	100,000 00	96,548 43
Province of New Brunswick, 5%, 1963	10,000 00	10,071 38
Province of New Brunswick, 5%, 1954	25,000 00	24,942 37
Province of New Brunswick, 5%, 1957	25,000 00	24,988 58
Province of New Brunswick, 4¾%, 1960	40,000 00	41,230 21
Province of New Brunswick, 5½%, 1950	25,000 00	25,376 31
Province of New Brunswick, 5½%, 1950	15,000 00	16,792 37
Province of New Brunswick, 5½%, 1950	20,000 00	22,443 37
Province of New Brunswick, 3½%, 1956	50,000 00	50,000 00
Province of Nova Scotia, 5%, 1960	50,000 00	56,437 08
Province of Nova Scotia, 4½%, 1960	25,000 00	24,883 72
Province of Nova Scotia, 5%, 1959	15,000 00	15,909 59
Province of Nova Scotia, 4½%, 1960	40,000 00	40,995 23
Province of Nova Scotia, 4½%, 1960	25,000 00	26,849 00
Province of Nova Scotia, 3%, 1947	50,000 00	48,836 60
Province of Nova Scotia, 3½%, 1956	75,000 00	76,104 46
Province of Manitoba, 5½%, 1958	25,000 00	23,704 60
Province of Manitoba, 5½%, 1958	15,000 00	15,398 54
Province of Manitoba, 4%, 1950	51,000 00	50,194 58
Province of Manitoba, 4½%, 1940	40,000 00	39,856 12
Province of Manitoba, 6%, 1947	50,000 00	47,770 97
Province of Manitoba, 5½%, 1955	25,000 00	24,094 04
Province of Manitoba, 5½%, 1955	25,000 00	22,233 29
Province of Manitoba, 6%, 1947	25,000 00	24,380 91
Province of Manitoba, 6%, 1947	55,000 00	55,236 36
Province of Manitoba, 6%, 1947	25,000 00	26,922 59
Province of Manitoba, 5½%, 1955	10,000 00	10,620 13
Province of Manitoba, 5½%, 1955	60,000 00	60,289 32
Province of Manitoba, 5%, 1959	25,000 00	25,000 00
Province of Manitoba, 5%, 1944	25,000 00	24,036 18
Province of Saskatchewan, 4%, 1960	75,000 00	67,895 76
Province of Saskatchewan, 4%, 1953	25,000 00	22,770 99
Province of Saskatchewan, 5%, 1958	50,000 00	49,694 93
Province of Saskatchewan, 4%, 1953	10,000 00	7,624 52
Province of Saskatchewan, 4½%, 1955	29,000 00	28,179 63
Province of Saskatchewan, 6%, 1952	25,000 00	23,571 04
Province of Saskatchewan, 6%, 1952	20,000 00	19,978 08
Province of Saskatchewan, 6%, 1952	40,000 00	39,868 08
Province of Saskatchewan, 4%, 1954	15,000 00	13,349 67
Province of Saskatchewan, 6%, 1952	40,000 00	36,643 28
Province of Saskatchewan, 5%, 1959	50,000 00	49,509 11
Province of Saskatchewan, 4%, 1960	10,000 00	7,473 49
Province of Saskatchewan, 5%, 1959	25,000 00	24,760 48
Province of Saskatchewan (Farm Loan), 5%, 1960	200,000 00	199,107 15
Province of British Columbia, 6%, 1941	25,000 00	25,982 71
Province of British Columbia, 5½%, 1945	25,000 00	24,026 56
Province of British Columbia, 5½%, 1945	35,000 00	33,706 10
Province of British Columbia, 5%, 1953	25,000 00	23,497 99
Province of British Columbia, 4½%, 1946	25,000 00	24,822 67
Province of Prince Edward Island, 3%, 1945	70,000 00	69,043 95
Grand Trunk Pacific Railway, 4%, 1939	5,346 00	5,225 27
Grand Trunk Pacific Railway, 4%, 1939	1,944 00	1,898 69
Grand Trunk Pacific Railway, 4%, 1942	9,720 00	9,243 32
Canadian Northern Western Railway, 4½%, 1942	48,666 66	46,501 36
Canadian Northern Western Railway, 4½%, 1942	138,953 06	134,873 99
Canadian Northern Pacific Railway, 4½%, 1950	121,666 66	95,386 74
Canadian Northern Pacific Railway, 4%, 1950	32,908 40	28,337 24
Canadian Northern Pacific Railway, 4½%, 1950	24,333 32	22,122 06
Canadian Northern Pacific Railway, 4%, 1950	15,758 26	12,567 98
Canadian Northern Pacific Railway, 4%, 1950	24,333 33	22,788 33
Hydro-Electric Power Commission, 4¾%, 1970	25,000 00	25,350 17
Hydro-Electric Power Commission, 3½, 4 and 5%, 1952	25,000 00	25,562 50
Sisters of Charity, 5%, 1943-44	21,000 00	21,000 00
Montreal Metropolitan Commission, 5%, 1942	200,000 00	195,667 77
Montreal Metropolitan Commission, 5%, 1942	5,000 00	5,044 05
Agricultural Credit Commission (Guar. Prov. B.C.), 4½%, 1941	25,000 00	24,857 77
Town of Selkirk, Man., 5%, 1937-39	4,500 00	4,487 92
Schools of Stettler, Alta., 5%, 1937-41	2,500 02	2,500 02
Town of Claresholm, Alta., 5½%, 1945	20,426 76	20,426 76
Town of Selkirk, Man., 5%, 1941-49	2,000 00	1,986 34
Town of Qu'Appelle, Sask., 6%, 1937-50	3,019 70	3,019 70
City of Sarnia, Ont., 5%, 1942-46	87,176 63	86,339 33
United Counties of Stormont, Dundas and Glengarry, 5%, 1937-49	37,683 23	37,462 34
City of Portage la Prairie, Man., 5%, 1946	15,000 00	14,020 50
City of Lachine, Que., 4%, 1941	13,000 00	13,000 00
City of Lachine, Que., 4%, 1940	14,000 00	13,908 56
Schools of Rivieres St. Pierre, Que., 5½%, 1938	15,000 00	15,079 72
Town of Dalhousie, N.B., 4½%, 1938	8,000 00	7,940 00
Town of Selkirk, Man., 5%, 1937-39	4,500 00	4,490 47
Town of Kenora, Ont., 5%, 1940	25,000 00	24,887 50
City of North Battleford, Sask., 5¼%, 1942	50,000 00	47,982 08

Bonds and Debentures Owned by the Society (*not in default*)

<i>Insurance Fund—Continued</i>	Par Value	Book Value
City of Lethbridge, Alta., 5%, 1943.....	\$3,893 05	\$3,682 36
City of Medicine Hat, Alta., 5%, 1943.....	10,000 00	9,711 36
City of Saskatoon, Sask., 5%, 1943.....	20,000 00	18,870 38
City of Saskatoon, Sask., 5%, 1943.....	15,145 58	14,290 54
Municipality of Coquitlam, B.C., 5%, 1941.....	81,000 00	76,036 56
City of Sault Ste. Marie, Ont., 5½%, 1945.....	5,000 00	4,876 00
City of Ottawa, Ont., 5%, 1945.....	50,000 00	48,675 00
City of Toronto, Ont., 4½%, 1945.....	50,000 00	46,909 06
Protestant Schools of Montreal, Que., 4%, 1942.....	25,000 00	22,254 58
Town of Orillia, Ont., 5%, 1938-44.....	9,410 30	8,905 86
Schools of LaSalle, Que., 5½%, 1954.....	15,000 00	15,116 41
Schools of Prince Albert, Sask., 4%, 1966.....	9,328 65	9,328 65
City of Prince Albert, Sask., 4%, 1966.....	66,729 50	66,729 50
R. C. Schools of Verdun, Que., 5½%, 1943.....	50,000 00	51,035 04
City of Edmonton, Alta., 5½%, 1964.....	3,500 00	3,653 61
City of Edmonton, Alta., 5½%, 1956.....	12,000 00	12,550 66
City of Edmonton, Alta., 4½%, 1950-51.....	1,459 99	1,370 32
City of Victoria, B.C., 5½%, 1953.....	25,000 00	26,054 93
Protestant Schools of Montreal, Que., 4%, 1938.....	21,000 00	20,678 75
City of Sydney, N.S., 5½%, 1941.....	25,000 00	25,326 39
City of Hamilton, Ont., 4½%, 1939-43-44.....	38,000 00	36,962 68
City of Hamilton, Ont., 5%, 1943-44.....	2,000 00	1,996 86
City of Halifax, N.S., 5%, 1965.....	100,000 00	99,541 25
City of Regina, Sask., 5%, 1959.....	15,000 00	14,800 45
City of Saskatoon, Sask., 5%, 1945.....	30,000 00	29,781 91
City of Saskatoon, Sask., 5%, 1945.....	63,000 00	62,682 22
Plummer Memorial Hospital, 5½%, 1945.....	20,000 00	20,404 20
City of Calgary, Alta., 4½%, 1945.....	15,000 00	14,364 13
City of Lachine, Que., 4%, 1940.....	5,000 00	4,803 98
City of Sydney, N.S., 5½%, 1950.....	111,000 00	113,726 18
City of Medicine Hat, Alta., 3%, 1944.....	12,000 00	11,746 75
City of Lethbridge, Alta., 5½%, 1946.....	40,000 00	40,702 28
City of Calgary, Alta., 4½%, 1940.....	14,600 00	14,414 64
City of North Battleford, Sask., 5½%, 1953.....	10,220 00	10,232 69
City of Lethbridge, Alta., 5½%, 1946.....	19,000 00	19,545 23
City of Portage la Prairie, Man., 5%, 1941-51.....	10,500 00	10,334 76
City of Lethbridge, Alta., 5½%, 1946.....	26,081 22	26,804 99
City of Medicine Hat, Alta., 6%, 1949.....	53,000 00	54,445 81
Ontario West Shore & Electric Railway, 5%, 1938.....	10,000 00	9,643 23
City of Levis, Que., 5½%, 1942.....	14,000 00	13,630 50
Municipality of Point Grey, B.C., 5%, 1943.....	25,000 00	23,794 50
City of Winnipeg, Man., 5%, 1960.....	25,000 00	24,520 15
City of Sydney, N.S., 6%, 1952.....	25,000 00	26,209 92
City of Brandon, Man., 6%, 1943.....	15,000 00	15,384 98
Town of Westville, N.S., 5%, 1955.....	10,000 00	9,975 37
City of Portage la Prairie, Man., 5%, 1948.....	21,000 00	20,129 65
City of Portage la Prairie, Man., 5%, 1945.....	4,000 00	3,868 77
Town of Orillia, Ont., 4½%, 1950-52.....	25,000 00	26,152 02
Town of New Waterford, N.S., 5%, 1956.....	16,000 00	16,403 84
Town of Listowel, Ont., 5%, 1937-38.....	725 73	725 73
City of Moose Jaw, Sask., 5%, 1937-38.....	3,805 31	3,797 58
City of Red Deer, Alta., 5%, 1937-41.....	5,775 17	5,754 81
Town of Vegreville, Alta., 6%, 1937-42.....	13,686 44	13,579 35
City of Red Deer, Alta., 6%, 1937-43.....	3,244 86	3,173 57
Town of Cornwall, Ont., 5½%, 1937-40.....	11,023 95	11,145 50
Township of Colchester South, Ont., 5½%, 1937-43.....	4,416 11	4,455 97
City of Portage la Prairie, Man., 5%, 1945.....	5,000 00	4,919 52
Town of Waterloo, Ont., 5½%, 1937-38.....	2,550 06	2,550 06
Schools of Lethbridge, Alta., 5½%, 1955-61.....	26,250 00	27,615 89
Schools of Brandon, Man., 5%, 1943.....	10,000 00	9,910 45
Town of Grimsby, Ont., 6%, 1954-59.....	10,810 25	10,687 52
Township of Nelson, Ont., 5½%, 1940-41.....	20,000 00	19,844 73
Town of Wingham, Ont., 6%, 1937-38.....	2,342 30	2,367 02
City of Fort William, Ont., 4½%, 1939.....	25,000 00	51,117 83
Schools of Cote-des-Neiges, Que., 5%, 1940.....	51,000 00	25,196 89
City of Lethbridge, Alta., 4½%, 1940.....	11,000 00	10,421 40
Municipality of Point Grey, B.C., 5%, 1937.....	11,193 18	11,146 69
City of Lachine, Que., 5%, 1955.....	50,000 00	45,700 00
City of Sault Ste. Marie, Ont., 6%, 1951.....	47,000 00	45,235 50
City of Winnipeg, Man., 6%, 1941.....	30,000 00	30,951 73
R. C. Schools of Verdun, Que., 5½%, 1964.....	94,000 00	95,693 29
Schools of Ste. Madeleine d'Outremont, Que., 5½%, 1949.....	15,000 00	15,347 83
City of Fort William, Ont., 5%, 1940.....	11,000 00	10,946 26
Municipality of Point Grey, B.C., 5%, 1941.....	40,000 00	39,914 06
City of Welland, Ont., 5½%, 1938-40.....	2,667 88	2,705 42
R. C. Schools of Toronto, Ont., 5½%, 1943.....	30,000 00	30,823 12
City of Edmonton, Alta., 5%, 1953.....	3,406 66	3,368 22
City of Welland, Ont., 5%, 1945-54.....	84,618 18	83,790 56
City of Welland, Ont., 5%, 1937-44.....	43,481 48	43,129 45
City of Hamilton, Ont., 4½%, 1939-44.....	54,000 00	52,687 27
City of Hamilton, Ont., 4½%, 1939-44.....	44,000 00	42,803 08
R. C. Schools of Fort William, Ont., 5%, 1960.....	25,000 00	24,160 82
Town of Dominion, N.S., 5½%, 1950.....	20,000 00	20,391 56
Town of Springhill, N.S., 6%, 1957.....	12,000 00	11,651 72
Town of Amherst, N.S., 5%, 1963.....	10,000 00	9,618 01
Town of Springhill, N.S., 6%, 1957.....	5,000 00	5,309 13
City of Guelph, Ont., 4%, 1944-45.....	28,834 76	28,834 76
Town of Glace Bay, N.S., 5%, 1943-48.....	30,000 00	30,479 30
Town of Kenora, Ont., 5%, 1937-40.....	3,460 06	3,440 16



## Bonds and Debentures Owned by the Society (not in default)

<i>Insurance Fund—Continued</i>	Par Value	Book Value
Schools of Weyburn, Sask., 6%, 1937-41.....	\$5,000 00	\$5,117 00
Town of Whitecourt, Sask., 5%, 1937-41.....	1 689 75	1,655 19
Manitoba Provincial Exhibition, 5%, 1949.....	6,000 00	5,805 22
Portage la Prairie Industrial Exhibition, 5%, 1937-49.....	7,537 60	7,315 79
Town of Oakville, Ont., 5%, 1941-50.....	59,008 95	59,303 76
Township of Chapleau, Ont., 6%, 1937-50.....	14,181 64	14,539 62
Town of New Liskeard, Ont., 6%, 1942-46.....	20,330 97	22,201 03
Schools of Didsbury, Alta., 6%, 1937.....	800 00	601 31
Town of Capreol, Ont., 6½%, 1946.....	7,782 23	1,744 31
City of Vancouver, B.C., 3½%, 1939.....	35,000 00	34,510 00
Schools of Maisonneuve, Que., 4½%, 1937-52.....	5,724 96	5,724 96
Schools of Maisonneuve, Que., 4½%, 1937-52.....	5,677 51	5,677 51
City of Kamloops, B.C., 5½%, 1941.....	24,000 00	24,313 30
City of Edmonton, Alta., 5½%, 1944.....	3,000 00	3,074 13
R. C. Schools of Toronto, Ont., 6%, 1941.....	90,000 00	93,219 25
City of Hamilton, Ont., 4½%, 1939-44.....	30,000 00	29,223 74
Schools of Brandon, Man., 5%, 1943.....	9,000 00	8,921 17
City of Brandon, Man., 5%, 1940.....	6,385 00	6,374 17
Town of Ste. Agathe des Monts, Que., 5½%, 1937-54.....	3,700 00	3,767 62
Town of St. Pierre, Que., 6%, 1938-41.....	10,000 00	10,266 03
City of Medicine Hat, Alta., 6%, 1951.....	7,000 00	7,205 27
City of Winnipeg, Man., 6%, 1942.....	100,000 00	97,473 50
City of Sault Ste. Marie, Ont., 6%, 1941-42.....	10,000 00	10,000 00
City of Montreal, Que., 5%, 1945.....	50,000 00	48,941 01
City of North Bay, Ont., 6%, 1952.....	15,000 00	15,628 66
Municipality of Northumberland, N.B., 6%, 1943.....	15,000 00	14,960 14
Schools of Dalhousie, N.B., 5½%, 1951.....	10,000 00	9,754 92
Municipality of Gloucester, N.B., 5½%, 1937-49.....	10,000 00	9,980 03
Town of Glace Bay, N.S., 5%, 1955.....	20,000 00	19,183 53
Town of Sydney Mines, N.S., 5%, 1942.....	20,000 00	19,956 12
Town of Mount Forest, Ont., 5½%, 1937-45.....	5,720 52	5,689 11
Schools of Drumheller, Alta., 6%, 1937-48.....	18,000 00	18,000 00
Schools of Vermillion Centre, Alta., 5½%, 1937-58.....	21,000 00	20,179 30
City of North Bay, Ont., 5½%, 1937.....	5,302 65	5,317 59
Township of Nepean, Ont., 6%, 1958-60.....	20,000 00	20,621 99
Schools of Sarnia, Ont., 5½%, 1937-50.....	32,098 21	32,570 90
City of Medicine Hat, Alta., 5%, 1943.....	14,000 00	13,598 98
City of Saskatoon, Sask., 5%, 1945.....	5,000 00	4,631 62
District of South Vancouver, B.C., 5%, 1962.....	75,000 00	65,268 08
District of South Vancouver, B.C., 5%, 1962.....	30,000 00	26,107 16
District of South Vancouver, B.C., 5%, 1962.....	20,000 00	17,404 97
Schools of St. Sacrement de Lachine, Que., 5½%, 1953.....	15,500 00	15,848 11
City of Edmonton, Alta., 5½%, 1947.....	13,000 00	13,393 14
City of Edmonton, Alta., 4½%, 1952.....	1,946 66	1,821 28
Schools of Edmonton, Alta., 5%, 1953.....	1,000 00	988 98
City of Edmonton, Alta., 5½%, 1947.....	1,000 00	1,028 61
City of Sydney, N.S., 5½%, 1942.....	5,000 00	5,013 25
City of Hamilton, Ont., 4½%, 1939-44.....	14,000 00	13,644 77
City of Hamilton, Ont., 4½%, 1939-44.....	27,000 00	26,286 37
City of Hamilton, Ont., 5%, 1943-44.....	29,000 00	28,957 29
Township of York, 5%, 1946-54.....	100,000 00	99,039 56
School of Regina, Sask., 5%, 1960.....	150,000 00	147,955 28
City of Medicine Hat, Alta., 5%, 1942.....	33,000 00	32,413 86
Town of Liverpool, N.S., 5%, 1950.....	25,000 00	25,000 00
City of Regina, Sask., 5%, 1960.....	19,670 00	19,670 00
Town of Sydney Mines, N.S., 6%, 1941.....	31,000 00	31,425 78
City of Toronto, Ont., 5½%, 1953.....	25,000 00	24,360 67
City of Toronto, Ont., 5½%, 1942-50.....	25,000 00	24,679 24
City of Hamilton, Ont., 6%, 1949.....	25,000 00	24,896 82
City of Winnipeg, Man., 4½%, 1961.....	22,000 00	19,174 68
Municipality of Gloucester, N.B., 5½%, 1949.....	30,000 00	30,000 00
City of Winnipeg, Man., 4½%, 1961.....	20,000 00	19,664 17
City of Quebec, Que., 4½%, 1950.....	33,000 00	34,205 96
City of Winnipeg, Man., 4½%, 1960.....	50,000 00	50,095 21
Schools of Brandon, Man., 5½%, 1956.....	40,000 00	40,216 38
Schools of Wallaceburg, Ont., 6%, 1951-54.....	4,483 52	4,674 99
Town of Mount Forest, Ont., 4½%, 1937.....	295 77	295 77
City of Westsaskia, Alta., 5%, 1937-39.....	2,657 17	2,668 40
Town of Carman, Man., 5%, 1937-39.....	4,428 80	4,438 40
Town of Hesselton, Ont., 5%, 1937-39.....	3,542 89	3,542 89
Town of Waterloo, Ont., 5½%, 1937-44.....	42,918 52	43,410 04
City of Belleville, Ont., 4%, 1940.....	10,000 00	10,021 08
Schools of St. Gregoire la Thaumaturge, Que., 5%, 1938.....	12,000 00	12,254 37
Town of St. Louis, Que., 4%, 1941.....	10,000 00	9,956 11
Town of St. Louis, Que., 4%, 1940.....	10,000 00	10,000 00
Town of Terrebonne, Que., 4½%, 1937-42.....	3,388 30	3,388 30
City of Montreal West, Que., 4%, 1941.....	10,000 00	9,691 11
Town of Pointe-aux-Trembles, Que., 5%, 1953.....	61,000 00	53,219 00
Town of Pointe-aux-Trembles, Que., 5%, 1953.....	69,000 00	60,198 54
Town of Drummondville, Que., 5%, 1937-51.....	9,604 68	9,604 68
City of Fort William, Ont., 4½%, 1940.....	19,000 00	17,838 82
City of Sault-au-Recollet, Que., 6%, 1955.....	25,000 00	24,319 93
Schools of St. Stanislas, Que., 6%, 1940.....	34,000 00	34,000 00
City of Hull, Que., 5½%, 1947.....	50,000 00	50,396 61
Village of Hudson, Que., 5½%, 1949.....	10,000 00	10,455 26
City of Verdun, Que., 6%, 1941.....	5,000 00	5,140 71
City of Verdun, Que., 6%, 1941.....	25,000 00	25,643 09
City of Three Rivers, Que., 5½%, 1953.....	10,000 00	10,273 76
City of Hull, Que., 5½%, 1947.....	25,000 00	25,711 60

Bonds and Debentures Owned by the Society (*not in default*)

<i>Insurance Fund—Continued</i>	Par Value	Book Value
Town of Montreal North, Que., 6%, 1957	\$147,000 00	\$158,920 41
Town of St. Michel, Que., 6%, 1956	25,000 00	27,284 75
City of Three Rivers, Que., 5 ½%, 1947	44,000 00	45,652 22
Town of St. Pierre, Que., 6%, 1956	6,000 00	6,541 62
Town of Pointe-aux-Trembles, Que., 6%, 1940	5,000 00	5,128 25
Town of St. Michel, Que., 6%, 1956	3,000 00	3,267 04
Town of Montreal, East, Que., 6%, 1954	3,000 00	3,252 61
Town of Hampstead, Que., 6%, 1959	8,000 00	8,852 75
Town of Montreal East, Que., 6%, 1954	7,000 00	7,649 38
Town of St. Michel, Que., 6%, 1955	4,000 00	4,377 25
Town of Pointe-aux-Trembles, Que., 6%, 1940-42	8,000 00	8,227 43
Town of Montreal North, Que., 6%, 1956	6,000 00	6,583 82
Town of Montreal North, Que., 6%, 1955-56	5,000 00	5,445 86
Town of Pointe-aux-Trembles, Que., 6%, 1941-42	7,500 00	7,737 34
Town of Hampstead, Que., 6%, 1959-61	21,000 00	23,172 91
Town of Montreal East, Que., 6%, 1954-55	6,000 00	6,522 98
Town of Montreal North, Que., 6%, 1957	42,000 00	45,925 78
Town of St. Michel, Que., 6%, 1956	38,000 00	41,452 45
City of Shawinigan Falls, Que., 5 ½%, 1945	5,000 00	5,127 35
City of Shawinigan Falls, Que., 5 ½%, 1946	21,000 00	21,567 67
Town of St. Michel, Que., 6%, 1955	103,000 00	112,074 81
Town of Montreal East, Que., 6%, 1946	1,000 00	1,059 30
Town of Pointe-aux-Trembles, Que., 6%, 1953	30,000 00	32,709 89
City of Edmonton, Alta., 5 ½%, 1945	50,000 00	50,147 51
Town of Montreal North, Que., 6%, 1955	5,000 00	5,440 64
Town of St. Michel de Laval, Que., 6%, 1954	5,000 00	5,459 75
Schools of Three Rivers, Que., 5%, 1950-54	94,600 00	93,571 51
R. C. Schools of La Salle, Que., 5 ½%, 1956	22,000 00	22,802 66
Town of Montreal East, Que., 6%, 1954	35,000 00	38,247 35
Town of Montreal North, Que., 6%, 1956	3,000 00	3,291 86
Town of Pointe-aux-Trembles, Que., 6%, 1953	1,000 00	1,095 55
Town of Montreal North, Que., 6%, 1957	6,000 00	6,604 08
Town of Montreal East, Que., 6%, 1946	3,000 00	3,191 71
Town of St. Pierre, Que., 6%, 1956	3,000 00	3,315 96
City of Three Rivers, Que., 5 ½%, 1953	2,000 00	2,088 09
R. C. Schools of Grand Mere, Que., 5%, 1949-56	32,000 00	31,968 63
Town of Pointe-aux-Trembles, Que., 6%, 1942	500 00	520 10
Protestant Schools of Montreal, Que., 5%, 1939	34,000 00	34,000 00
City of Edmonton, Alta., 5 ½%, 1945	130,000 00	131,454 28
City of Edmonton, Alta., 5 ½%, 1945	176,000 00	180,408 79
City of Hull, Que., 5 ½%, 1952-62	5,000 00	5,270 23
City of Edmonton, Alta., 5%, 1946	1,000 00	992 42
City of Edmonton, Alta., 5 ½%, 1945	86,000 00	85,496 31
Town of Montreal East, Que., 6%, 1940-1946	1,000 00	1,068 32
City of St. John, N.B., 3 ½%, 1940	500 00	470 90
Town of Pointe-aux-Trembles, Que., 6%, 1942	500 00	521 78
Town of La Tuque, Que., 5%, 1944	15,000 00	14,937 30
Town of La Tuque, Que., 5%, 1944	4,000 00	3,982 74
Town of Hampstead, Que., 6%, 1959	3,000 00	3,363 05
City of Three Rivers, Que., 5 ½%, 1939-42	7,000 00	7,091 14
City of Edmonton, Alta., 5 ½%, 1952-53	2,000 00	2,075 01
Township of Tisdale, Ont., 5 ½%, 1942-44	29,000 00	29,000 00
Schools of Saskatoon, Sask., 5%, 1959	40,000 00	38,434 62
City of Montreal, Que., 4 ½%, 1953	50,000 00	46,154 68
City of Three Rivers, Que., 5 ½%, 1943-47	22,000 00	22,484 93
City of Montreal, Que., 4%, 1948	21,831 56	19,383 75
City of Montreal, Que., 4%, 1950	26,834 43	23,662 89
City of Hamilton, Ont., 5%, 1943-44	67,000 00	66,901 53
City of Hamilton, Ont., 4 ½%, 1939-44	33,000 00	32,171 43
City of Hamilton, Ont., 4 ½%, 1939-44	6,000 00	5,845 29
City of Brandon, Man., 5 ½%, 1949	50,000 00	51,165 88
Protestant Schools of Montreal, Que., 5%, 1960	100,000 00	99,555 73
City of Granby, Que., 5%, 1948-52	39,000 00	39,377 05
City of Saskatoon, Sask., 5%, 1950	30,000 00	29,708 46
R. C. Schools of Granby, Que., 5%, 1945-60	35,000 00	35,365 02
City of Belleville, Ont., 4%, 1940	25,000 00	24,017 14
Town of St. Michel de Laval, Que., 6%, 1954	2,000 00	2,231 05
City of Three Rivers, Que., 5 ½%, 1964-68	75,000 00	80,800 99
City of Shawinigan Falls, Que., 5%, 1946-59	20,000 00	19,873 56
R. C. Schools of Shawinigan Falls, Que., 5%, 1950-55	26,000 00	25,945 12
Town of Dolbeau, Que., 5 ½%, 1945	20,000 00	20,000 00
City of St. Hyacinthe, Que., 5%, 1937-49	16,500 00	16,500 00
Town of Montreal North, Que., 6%, 1956	5,000 00	5,618 03
Town of Montreal East, Que., 6%, 1954	4,000 00	4,487 53
Town of St. Michel, Que., 6%, 1955	10,000 00	11,198 41
City of Hull, Que., 5%, 1952-57	20,500 00	20,586 66
R. C. Schools of Shawinigan Falls, Que., 5%, 1945-55	25,000 00	25,000 00
Port Arthur General Hospital, 5 ½%, 1955	21,000 00	21,948 53
Town of Montreal East, Que., 6%, 1946	5,000 00	5,333 29
Town of Pointe-aux-Trembles, Que., 6%, 1942	4,000 00	4,161 18
R. C. Schools of St. Clotilde, Montreal, Que., 6%, 1941	8,000 00	8,354 99
Town of Pointe-aux-Trembles, Que., 6%, 1941	34,191 80	35,561 36
Town of New Waterford, N.S., 5 ½%, 1951	27,000 00	27,000 00
Town of West Angus, Que., 5%, 1941	25,000 00	24,556 77
City of Quebec, Que., 6%, 1939	25,000 00	24,949 13
City of Guelph, Ont., 5 ½%, 1942	45,000 00	43,958 70
Village of Stirling, Ont., 6%, 1949-62	12,500 00	12,943 93
City of Riviere du Loup, Que., 5 ½%, 1938	15,000 00	14,894 27
Town of Bathurst, N.B., 5 ½%, 1952	10,000 00	9,846 89

Bonds and Debentures Owned by the Society (*not in default*)

<i>Insurance Fund—Continued</i>	Par Value	Book Value
City of Sherbrooke, Que., 4 1/2 %, 1956	\$16,000 00	\$15,421 77
Town of Canso, N.S., 4 1/2 %, 1955	13,000 00	12,212 88
Town of Springhill, N.S., 5 %, 1950	8,000 00	8,000 00
City of Moose Jaw, Sask., 5 %, 1937-39	5,578 49	5,571 89
County of Lanark, Ont., 5 %, 1937-49	63,730 88	63,369 78
City of Medicine Hat, Alta., 5 %, 1950	5,000 00	4,830 83
Township of London, Ont., 5 1/2 %, 1937-50	12,044 00	12,274 60
Schools of Leamington, Ont., 5 1/2 %, 1939-40	2,000 00	2,000 00
Town of Almonte, Ont., 5 %, 1952-60	29,866 21	30,124 94
Town of Almonte, Ont., 6 %, 1940-62	16,054 99	16,054 99
Town of Wingham, Ont., 6 %, 1937-41	1,837 19	1,861 36
Town of Maisonneuve, Que., 4 1/2 %, 1940	10,000 00	10,080 77
District of Penticton, B.C., 6 %, 1942	5,000 00	4,907 57
District of Penticton, B.C., 6 %, 1941	68,000 00	68,000 00
Schools of Winnipeg, Man., 4 %, 1945	32,000 00	29,493 79
R. C. Schools of St. Gregoire, Montreal, Que., 6 %, 1955	100,000 00	109,246 86
Town of Montreal North, Que., 6 %, 1954	1,000 00	1,086 69
Town of St. Michel, Que., 6 %, 1954	30,000 00	32,600 95
Town of St. Michel, Que., 6 %, 1954	97,000 00	105,409 80
R. C. Schools of Montreal East, Que., 5 %, 1945	40,000 00	39,475 18
City of Calgary, Alta., 5 %, 1945	2,000 00	1,946 02
Town of St. Michel, Que., 6 %, 1954	23,000 00	25,117 73
City of Edmonton, Alta., 7 %, 1941	25,000 00	26,299 25
Protestant Schools of Sherbrooke, Que., 5 1/2 %, 1937-38	5,700 00	5,727 22
City of Edmonton, Alta., 5 %, 1953	5,840 00	5,773 38
City of Edmonton, Alta., 5 1/2 %, 1945	3,500 00	3,595 35
City of Edmonton, Alta., 5 1/2 %, 1946	60,000 00	61,818 76
Schools of Saskatoon, Sask., 5 %, 1953	5,000 00	4,982 49
Town of Glace Bay, N.S., 5 %, 1948	24,000 00	23,486 95
City of Hamilton, Ont., 4 1/2 %, 1939-44	13,000 00	12,657 12
City of Hamilton, Ont., 5 %, 1943-44	4,000 00	3,994 07
City of Brantford, Ont., 5 %, 1950-56	25,000 00	25,000 00
Town of Collingwood, Ont., 5 %, 1942-43	57,000 00	56,068 26
Town of Collingwood, Ont., 5 %, 1945-46	25,000 00	24,548 11
Town of Farnham, Que., 5 1/2 %, 1945-59	30,000 00	30,987 47
Schools of Moncton, N.B., 5 %, 1950	25,000 00	24,903 01
City of London, Ont., 4 1/2 %, 1944	50,000 00	48,339 46
Town of St. Michel, Que., 6 %, 1954	28,000 00	31,298 91
City of Brandon, Man., 5 %, 1945	19,496 00	19,425 00
Town of Montreal North, Que., 6 %, 1954	6,000 00	6,706 92
Village of Wheatley, Ont., 5 1/2 %, 1937-60	44,228 80	45,285 12
Village of Wheatley, Ont., 5 1/2 %, 1937-45	7,618 79	7,701 43
City of Montreal, Que., 6 %, 1941	100,000 00	100,295 33
City of Winnipeg, Man., 6 %, 1950	25,000 00	24,572 37
City of Brantford, Ont., 5 %, 1954-55	7,000 00	6,717 93
City of Brantford, Ont., 5 %, 1939	1,000 00	978 43
City of Sherbrooke, Que., 5 %, 1957-59	25,000 00	24,358 17
Town of Edmundston, N.B., 5 %, 1951	20,000 00	18,799 40
City of Sherbrooke, Que., 5 %, 1952	10,000 00	10,108 85
R. C. Schools of Sorel, Que., 5 %, 1952	20,000 00	20,000 00
Town of New Waterford, N.S., 5 1/2 %, 1955	10,000 00	10,024 29
City of North Bay, Ont., 5 %, 1939-41	1,500 00	1,500 00
Town of Chatham, N.B., 4 1/2 %, 1937-55	9,500 00	9,364 53
Village of Swansa, Ont., 5 %, 1940-44	40,000 00	40,228 33
County of Inverness, N.S., 5 1/2 %, 1944	25,000 00	25,474 30
County of Peel, Ont., 5 %, 1937-38	3,491 63	3,485 43
Town of Morrisburg, Ont., 4 1/2 %, 1937-45	3,435 32	3,320 02
Village of Markdale, Ont., 5 %, 1937	619 54	618 59
Town of New Liskeard, Ont., 5 %, 1937-38	1,814 28	1,814 28
Town of Humbolt, Sask.	39,673 92	39,673 92
Town of Battleford, Sask.	13,428 81	13,428 81
Town of MacLeod, Alta., 4 %, 1937-74	28,253 75	28,253 75
Township of Teck, Ont., 6 %, 1941-46	50,000 00	52,667 49
Town of Bassano, Alta., 3 %, 1937-75	6,530 04	6,530 04
Town of Taber, Alta., 4 %, 1937-70	14,050 49	14,050 49
Town of Melfort, Sask., 8 %, 1943	16,000 00	16,316 47
City of Red Deer, Alta., 6 %, 1937-43	1,261 48	1,250 42
Township of Stamford, Ont., 5 %, 1949-58	43,527 06	43,134 69
Township of Moore, Ont., 5 1/2 %, 1937-49	12,206 60	12,389 97
Town of Timmins, Ont., 5 1/2 %, 1937-59	18,603 29	19,217 20
Town of Birtle, Man., 5 3/4 %, 1937-49	11,500 00	11,500 00
Township of Stamford, Ont., 5 %, 1937-59	32,028 15	32,028 15
Town of Capreol, Ont., 6 %, 1937-56	28,000 00	29,376 09
Township of Nepean, Ont., 5 %, 1956-61	14,858 11	13,469 02
Town of Renfrew, Ont., 6 %, 1940-52	19,295 43	19,665 92
<b>Totals</b>	<b>\$14,023,809 05</b>	<b>\$14,007,186 29</b>
 <i>Sick Benefit Fund:</i>		
	Par Value	Book Value
Province of Ontario, 5 %, 1948	\$50,000 00	\$49,124 16
Province of Manitoba, 3 1/2 %, 1949	10,000 00	9,496 98
Province of Manitoba, 6 %, 1947	10,000 00	10,519 65
Province of Nova Scotia, 5 %, 1959	10,000 00	11,141 25
Town of Dauphin, Man., 6 %, 1939-44	3,789 65	3,739 35
Schools of Coteau St. Pierre, Que., 6 %, 1955	9,000 00	9,000 00
Town of Orillia, Ont., 5 %, 1937-44	16,397 62	15,657 80
City of Prince Albert, Sask., 4 % 1966	15,784 86	15,784 86

Bonds and Debentures Owned by the Society (*not in default*)

<i>Sick Benefit Fund—Continued</i>	Par Value	Book Value
City of Edmonton, Alta., 7% 1941.....	\$2,000 00	\$2,116 47
R. C. Schools of River St. Pierre, Que., 5½% 1944.....	1,000 00	1,023 04
City of Lethbridge, Alta., 5½% 1946.....	19,918 78	20,471 47
City of Brantford, Ont., 4% 1941.....	10,000 00	9,509 43
Town of Dalhousie, N.S., 5½% 1953.....	10,000 00	9,945 36
City of Moncton, N.B., 5% 1953.....	10,000 00	9,977 37
City of Brantford, Ont., 4% 1941.....	5,000 00	4,727 50
Town of Springhill, N.S., 5% 1951.....	8,000 00	8,086 58
Town of Hanover, Ont., 6% 1954-62.....	6,324 93	6,520 57
Town of Smith's Falls, Ont., 6% 1949-52.....	8,330 31	8,658 65
Town of Waterloo, Ont., 5½% 1937-38.....	1,064 21	1,064 21
Town of Kincardine, Ont., 5½% 1938-48.....	7,771 98	7,637 11
County of Richmond, N.S., 5% 1950.....	9,000 00	8,912 13
City of Winnipeg, Man., 6% 1942.....	25,000 00	24,450 93
Town of Lindsay, Ont., 5% 1944-46.....	6,000 00	5,874 63
County of Northumberland, N.B., 5½% 1948.....	12,000 00	12,595 23
County of Lanark, Ont., 5% 1947-48.....	5,323 65	5,464 01
Schools of Hull, Que., 5½% 1953.....	13,500 00	13,571 59
Town of La Salle, Que., 5% 1954.....	1,000 00	1,000 00
City of Edmonton, Alta., 5½% 1947.....	4,000 00	4,099 58
R. C. Schools of Bedford, Que., 5½% 1949-52.....	1,200 00	1,236 66
Village of Glencoe, Ont., 6% 1942-55.....	5,000 00	4,980 46
City of Quebec, Que., 4½% 1950.....	5,000 00	5,113 59
County of Gloucester, N.B., 4½% 1955.....	10,000 00	9,976 20
Schools of Strathcona, Alta., 5% 1939.....	500 00	500 00
Town of Pointe-aux-Trembles, Que., 6% 1953.....	9,000 00	9,713 71
City of Verdun, Que., 5½% 1955.....	1,000 00	1,047 75
Town of Ste. Rose, Que., 6% 1954.....	10,000 00	10,927 80
Town of Montreal East, Que., 6% 1954.....	1,000 00	1,101 42
Town of St. Pierre, Que., 6% 1956.....	2,000 00	2,247 18
Town of St. Michel, Que., 6% 1956.....	10,000 00	11,236 09
Town of Montreal East, Que., 6% 1955.....	1,000 00	1,121 69
Town of Pointe-aux-Trembles, Que., 6% 1941.....	10,808 20	11,241 13
City of Westmount, Que., 3½% 1940-44.....	25,000 00	24,492 32
Town of Smith's Falls, Ont., 5% 1939-44.....	9,997 62	9,899 16
City of Halifax, N.S., 6% 1952.....	2,000 00	2,195 14
Town of St. Michel, Que., 6% 1954.....	1,000 00	1,117 78
Town of Montreal North, Que., 6% 1954.....	1,000 00	1,117 78
City of Brantford, Ont., 5% 1944.....	4,000 00	3,819 17
Town of Lindsay, Ont., 5% 1943-49.....	9,000 00	8,799 01
Village of Dundalk, Ont., 5% 1937-39.....	885 72	885 72
City of Red Deer, Sask., 6% 1937-43.....	4,729 89	4,688 08
Town of Smith's Falls, Ont., 5% 1938-40.....	3,803 31	3,694 98
Totals.....	\$418,130 73	\$421,322 73
GRAND TOTALS.....	\$14,441,939 78	\$14,428,509 02

Bonds and Debentures Owned by the Society (*in default*)

<i>Insurance Fund:</i>	Par Value	Book Value	Market Value
Province of Alberta, 5% 1943.....	\$23,000 00	\$23,345 90	\$16,790 00
Province of Alberta, 6% 1941.....	25,000 00	26,067 98	18,500 00
Province of Alberta, 6% 1936.....	7,000 00	7,031 75	4,970 00
Province of Alberta, 5% 1959.....	375,000 00	375,000 00	273,750 00
Province of Alberta, 6% 1941.....	15,000 00	14,930 25	11,100 00
Lethbridge N. Irrigation Dist., 6% 1951.....	50,000 00	52,531 09	35,500 00
Lethbridge N. Irrigation Dist., 6% 1951.....	39,000 00	43,230 70	27,690 00
Schools of Raymond, Alta., 6% 1936-39.....	2,661 71	2,709 68	1,330 86
Town of Indian Head, Sask., 6% 1936-44.....	1,199 70	1,223 64	899 78
Town of Kindersley, Sask., 6% 1936-51.....	10,080 74	10,527 84	7,560 56
Schools of Wynyard, Sask., 7% 1937-43.....	4,200 00	4,323 86	2,100 00
Township of York, Ont., 5½% 1934-39.....	6,152 43	6,191 52	4,921 94
Rural. Mun. of St. James, Man., 5½% 1956.....	46,688 01	46,688 01	16,340 80
R. C. Schools of Windsor, Ont., 5½% 1937-45.....	26,500 00	26,304 95	15,900 00
City of Rossland, B.C., 6% 1951.....	30,000 00	31,730 33	24,000 00
Twnp. of East York, Ont., 5% 1957-59.....	25,000 00	20,849 52	16,250 00
Town of Leaside, Ont., 5½% 1938-49.....	62,009 09	60,016 85	62,009 09
City of Niagara Falls, Ont., 5% 1944.....	10,000 00	9,935 96	9,000 00
Town of Sudbury, Ont., 5% 1934-43.....	14,572 15	13,820 44	14,572 15
Twnp. of Sandwich, Ont., 6½% 1932-35.....	2,199 89	2,264 48	769 96
Schools of Ford City, Ont., 5½% 1948-55.....	13,101 18	13,681 62	5,895 53
Township of East York, Ont., 5% 1934-48.....	57,869 96	57,376 42	37,615 47
Village of Fort Erie, Ont., 5½% 1939-58.....	26,423 95	27,101 21	17,175 57
Burrard Inlet, Tunnel & Bridge Co., 6% 1973.....	50,000 00	55,395 08	12,500 00
Burrard Inlet, Tunnel & Bridge Co., 5½% 1945.....	10,000 00	10,142 93	2,500 00
Township of York, Ont., 5% 1943.....	25,000 00	25,357 06	20,000 00
Town of Kindersley, Sask., 6% 1935-42.....	20,741 07	21,052 22	15,555 80
Township of North York, Ont., 5% 1943-44.....	7,169 29	7,169 29	6,452 36
Town of Weston, Ont., 6½% 1934-51.....	18,633 44	19,087 61	13,975 08
Schools East Kildonan, Man., 5% 1937-54.....	179 05	179 05	143 24
Town of Essex, Ont., 5% 1933-48.....	11,569 17	11,238 55	5,206 13
Township of North York, Ont., 5½% 1951-60.....	124,471 02	131,765 28	112,023 92
Town of Penetanguishene, Ont., 5½% 1935-44.....	19,999 97	20,754 33	11,999 98
Township of East York, Ont., 5½% 1935-38.....	17,085 47	17,151 17	11,105 56
Township of East York, 5½% 1934-38.....	24,705 24	24,647 46	16,058 41
Twnp. of Etobicoke, Ont., 5½% 1951-60.....	114,941 22	121,256 04	103,447 10

Bonds and Debentures Owned by the Society (*in default*)

<i>Insurance Fund—Continued</i>	Par Value	Book Value	Market Value
Twnp. of Etobicoke, Ont., 5 ½%, 1943-44.....	\$12,888 23	\$13,196 42	\$11,599 41
Township of Indian Head, Sask., 5%, 1946.....	10,000 00	9,694 60	7,500 00
Township of Tofield, Alta., 6%, 1936-64.....	41,560 14	41,560 14	31,170 11
Essex Border Utilities Comm., 5 ¾%, 1947-52..	50,359 26	51,718 34	25,179 63
Essex Border Utilities Comm., 5 ¾%, 1937-54..	22,116 61	22,520 17	11,058 31
Essex Border Utilities Comm., 5 ¾%, 1950-51..	18,000 00	18,733 20	9,000 00
Essex Border Utilities Comm., 5 ½%, 1952-56..	50,000 00	51,279 36	25,000 00
Town of Leamington, Ont., 5 ½%, 1935-42.....	16,740 94	15,455 39	12,555 71
Town of Leamington, Ont., 5 ¼%, 1940.....	3,000 00	3,000 00	2,250 00
Schools of East Kildonan, Man., 6%, 1952-54..	3,000 00	2,848 42	2,400 00
City of Enderby, B.C., 5%, 1936.....	9,000 00	8,967 60	6,750 00
Schools of Windsor, Ont., 5 ½%, 1944-48.....	38,290 37	39,619 00	22,974 22
Township of York, Ont., 6%, 1934-40.....	14,096 05	14,479 28	11,276 84
Twp. Cap-de-la-Madeleine, Que., 5%, 1956-71..	50,000 00	49,473 85	50,000 00
Rur. Mun. of Caledonia, Sask., 5%, 1931-32... .....	1,200 00	1,195 68	900 00
Town of Outlook, Sask., 5%, 1935-39.....	2,086 26	2,086 26	1,043 13
Town of Leamington, Ont., 5 ½%, 1942-45.....	13,852 67	14,150 32	10,389 50
City of Niagara Falls, Ont., 5%, 1936-50.....	42,631 30	42,108 50	38,368 17
Town of Midland, Ont., 5%, 1941-47.....	7,450 46	7,450 46	4,842 80
Town of Outlook, Sask., 5%, 1937-42.....	4,952 70	4,779 39	2,476 35
Township of North York, Ont., 5 ½%, 1942-51..	52,112 25	54,029 55	46,901 03
Town of Pembroke, Ont., 5%, 1935-40.....	14,793 73	14,634 22	9,615 92
Town of Pembroke, Ont., 5%, 1935-60.....	9,029 58	8,795 23	5,869 23
City of Swift Current, Sask., 3 ½%, 1937.....	21,000 00	21,000 00	9,450 00
Township of York, Ont., 6%, 1934-40.....	10,577 72	10,715 47	8,462 18
Township of North York, Ont., 5 ½%, 1934-39..	28,812 50	29,165 47	25,931 25
Town of Chicoutimi, Que., 4 ¾%, 1933-51.....	6,501 96	6,501 96	4,876 47
Town of Arcola, Sask., 6%, 1939.....	5,000 00	5,261 80	3,000 00
Town of Laval-des-Rapides, Que., 4 ½%, 1949-50	14,300 00	14,300 00	14,300 00
City of St. Lambert, Que., 5 ½%, 1952.....	120,000 00	122,151 60	117,600 00
City of St. Lambert, Que., 5 ½%, 1952.....	50,000 00	51,089 75	49,000 00
City of St. Lambert, Que., 5 ½%, 1964.....	20,000 00	20,649 31	19,600 00
City of St. Lambert, Que., 6%, 1961.....	40,000 00	44,168 67	39,200 00
City of St. Lambert, Que., 5 ½%, 1932.....	10,000 00	10,442 10	9,800 00
Town of Neepawa, Man., 6%, 1943.....	5,000 00	5,200 26	4,650 00
City of St. Lambert, Que., 5 ½%, 1956.....	1,000 00	1,054 02	980 00
City of St. Lambert, Que., 5 ½%, 1954.....	1,000 00	1,040 54	980 00
Township of East York, Ont., 5 ½%, 1940.....	25,000 00	25,612 61	16,250 00
Rur. Mun. of East Kildonan, Man., 6%, 1941..	10,000 00	10,196 88	8,000 00
R. C. Schools of Chicoutimi, Que., 5%, 1939.....	30,000 00	29,791 26	22,500 00
Township of East York, Ont., 5 ½%, 1936-50..	32,235 59	33,022 52	20,953 13
Town of Swift Current, Sask., 3 ½%, 1937.....	6,145 77	6,145 77	2,765 60
Town of Fort Francis, Ont., 5%, 1937-48.....	32,146 71	31,695 63	32,146 71
Rur. Mun. of East Kildonan, Man., 6%, 1941..	13,000 00	13,277 65	10,400 00
Town of Blind River, Ont., 5 ½%, 1946-58.....	15,719 51	15,287 94	10,217 68
Town of Swift Current, Sask., 3 ½%, 1937.....	7,937 04	7,937 04	3,571 67
Town of Swift Current, Sask., 3 ½%, 1937.....	10,914 65	10,914 65	4,911 59
Twnp. of North York, Ont., 5 ½%, 1934-39.....	15,992 20	16,180 96	14,392 98
Town of Bridgeburg, Ont., 5 ½%, 1945-56.....	6,085 33	6,256 40	3,955 46
Town of New Toronto, Ont., 5%, 1940-44.....	25,170 03	24,445 72	22,653 03
Town of Eastview, Ont., 5 ½%, 1940-47.....	25,400 17	25,779 61	13,970 09
Town of Swift Current, Sask., 3 ½%, 1937.....	45,000 00	45,000 00	20,250 00
Schools of Windsor, Ont., 5 ½%, 1937.....	6,217 89	6,244 19	3,730 73
Schools of Windsor, Ont., 5 ½%, 1939.....	1,033 71	1,039 11	620 23
Schools of Windsor, Ont., 5 ½%, 1942-44.....	20,000 00	20,468 17	12,000 00
Township of Bagot, Que., 5 ½%, 1932-56.....	32,300 00	33,413 51	19,380 00
Schools of Windsor, Ont., 5 ½%, 1933-40.....	14,000 00	14,000 00	8,400 00
Schools of Windsor, Ont., 5 ½%, 1953.....	1,000 00	1,012 32	600 00
Town of Walkerville, Ont., 5%, 1948-59.....	99,932 40	97,059 44	84,942 54
Town of Estevan, Sask., 5%, 1934-41.....	2,103 02	2,081 07	1,051 51
Town of Souris, Man., 5%, 1937-41.....	9,245 07	9,173 29	8,320 56
Village of Redcliffe, Ont., 3%, 1932-75.....	14,019 85	14,019 85	6,308 93
Schools of Radville, Sask., 6%, 1931-32.....	700 00	698 73	315 00
Town of Melville, Sask., 5 ½%, 1936-59.....	3,649 28	3,649 28	1,642 18
Town of Watrous, Sask., 5 ½%, 1936-56.....	5,107 88	5,107 88	2,553 94
Town of Walkerville, Ont., 5%, 1934-43.....	49,731 67	48,905 08	42,271 92
Twnp. of Scarborough, Ont., 5%, 1942-49.....	44,862 49	44,862 49	29,160 62
Town of Sandwich, Ont., 5 ¼%, 1932-59.....	37,939 50	39,157 86	15,175 80
Town of Midland, Ont., 5%, 1940-49.....	9,294 19	9,294 19	6,041 22
City of Niagara Falls, Ont., 5%, 1938-43.....	4,599 24	4,582 62	4,139 32
Town of Magrath, Alta., 6%, 1936-53.....	1,784 15	1,784 15	892 08
Town of Watrous, Sask., 5 ½%, 1957.....	345 63	345 63	172 82
Town of Watrous, Sask., 5 ½%, 1958.....	128 06	128 06	64 03
<b>Totals.....</b>	<b>\$2,796,247 51</b>	<b>\$2,835,166 06</b>	<b>\$2,074,995 94</b>

*Sick Benefit Fund:*

	Par Value	Book Value	Market Value
Province of Alberta, 6%, 1941.....	\$15,000 00	\$14,930 25	\$11,100 00
Town of Indian Head, Sask., 5%, 1936.....	1,000 00	1,010 56	750 00
Rural Mun. of St. James, Man., 5 ½%, 1956.....	2,911 99	2,911 99	1,019 20
Town of Jonquieres, Que., 5 ½%, 1943-45.....	3,000 00	2,815 54	2,700 00
Town of Jonquieres, Que., 5 ½%, 1945-51.....	1,000 00	921 22	900 00
Schools of Qu'Appelle, Sask., 5%, 1932-35.....	2,537 85	2,560 18	1,903 39
R. C. Schools of Eastview, Ont., 5%, 1944.....	9,000 00	8,354 03	4,500 00
Township of East York, Ont., 5%, 1949-59.....	144,304 21	140,754 49	93,797 74

Bonds and Debentures Owned by the Society (*in default*)

<i>Sick Benefit Fund—Continued</i>	Par Value	Book Value	Market Value
Township of East York, Ont., 5%, 1949-58.....	\$22,357 42	\$21,806 37	\$14,532 32
Township of North York, Ont., 5%, 1944.....	7,099 61	7,099 61	6,389 65
Town of Jonquieres, Que., 5½%, 1949-51.....	1,000 00	911 13	900 00
Town of Greenfield Park, Que., 5%, 1969.....	20,000 00	18,353 80	18,600 00
City of St. Lambert, Que., 5½%, 1954.....	1,000 00	1,040 77	980 00
Town of Swift Current, Sask., 3½%, 1937.....	17,817 46	17,817 46	8,017 86
Town of Melville, Sask., 5½%, 1936-58.....	14,526 57	14,526 57	6,536 96
Town of Souris, Man., 5%, 1937-40.....	4,506 08	4,369 29	4,055 47
Totals.....	\$267,061 19	\$260,183 26	\$176,682 59
GRAND TOTALS.....	\$3,063,308 70	\$3,095,349 32	\$2,243,963 51

## CANADIAN WOODMEN OF THE WORLD\*

HEAD OFFICE, LONDON, ONT.

*Officers.*—Head Consul Commander, Clair Jarvis, London; Head Adviser, Lt. Harry Durant; Head Clerk, J. Manning, London; Head Banker, J. H. Saunders, London; Head Managers, H. H. McHattie, J. Clouston, H. Hass; Head Physician, J. L. Huffman, M.D., London; Head Escort, Nelson Stauffer; Head Watchman, Jesse Bradford; Head Sentry, W. A. Thorpe.

*Chief or General Agent in Ontario.*—John Manning, London, Ont.

	ASSETS	PREMIUMS WRITTEN—CLAIMS INCURRED
Assets.....	\$1,906,962	Premiums—Ontario (net)..... \$67,449
Ontario insurance in force (gross).....	2,745,910	Premiums—Canada (net)..... 195,617
Canadian insurance in force (gross).....	3,342,600	Premiums—Total (net)..... 195,617
Total insurance in force (gross).....	3,342,600	Benefits paid—Canada (net)..... 133,074
		Benefits paid—Ontario (net)..... 105,437
		Total benefits paid (net)..... 133,074

## CATHOLIC ORDER OF FORESTERS\*

HEAD OFFICE, CHICAGO, ILLINOIS

Principal Office in Canada, Toronto, Ont.

*Manager or Chief Executive Officer in Canada.*—M. J. Barry, 19 Goodwood St., Toronto, Ont.

*Chief or General Agent in Ontario.*—M. J. Barry, Toronto, Ont.

	ASSETS	PREMIUMS WRITTEN—CLAIMS INCURRED
Assets.....	\$35,206,368	Premiums—Ontario (net)..... \$85,713
Ontario insurance in force (gross).....	3,874,429	Premiums—Canada (net)..... 291,436
Canadian insurance in force (gross).....	12,906,926	Premiums—Total (net)..... 4,706,179
Total insurance in force (gross).....	122,469,278	Benefits paid—Ontario (net)..... 84,485
		Benefits paid—Canada (net)..... 420,356
		Total benefits paid (net)..... 2,774,951

## GRAND COUNCIL OF THE CATHOLIC MUTUAL BENEFIT ASSOCIATION OF CANADA\*

HEAD OFFICE, MONTREAL, QUEBEC

*Officers.*—Grand President, J. P. Landry, Truro, N.S.; Grand Secretary, Mrs. C. Hopkins, Montreal.

*Directors.*—C. A. Pariseault, K.C., Montreal; W. J. Sutherland, Smith's Falls, Ont.; L. T. Coyle, St. Catharines, Ont.

*Chief or General Agent in Ontario.*—Jno. F. Boland, 401 Reford Building, Toronto, Ont.

	ASSETS	PREMIUMS WRITTEN—CLAIMS INCURRED
Assets.....	\$1,512,108	Premiums—Ontario (net)..... \$32,142
Ontario insurance in force (gross).....	1,182,609	Premiums—Canada (net)..... 164,189
Canadian insurance in force (gross).....	1,214,717	Premiums—Total (net)..... 164,189
Total insurance in force (gross).....	1,214,717	Benefits paid—Ontario (net)..... 51,375
		Benefits paid—Canada (net)..... 144,741
		Total benefits paid (net)..... 144,741

\*See note on page 1.

## CIVIL SERVICE MUTUAL BENEFIT SOCIETY

HEAD OFFICE, OTTAWA, ONT.

*Organized.*—1872. *Incorporated.*—July 11, 1893.*Officers.*—Chairman, A. H. Brown; Secretary, J. J. McGill; Treasurer, A. W. Grant.*Governing Executive Authority.*—A Board of Management consisting of representatives elected by the members from each of the twenty-six Departments of the Government.

## Summary of Funds

Balance of Mortuary Fund, December 31, 1936.....		\$178,442 89
Add non-ledger assets.....		2,024 53
		<hr/>
Total Assets.....		\$180,467 42
Deduct unadmitted assets.....	\$4,350 49	
Deduct due and accrued liabilities (except reserve).....	527 82	
		<hr/>
		4,878 31
		<hr/>
Net Balance of All Funds.....		\$175,589 11
		<hr/>
Reserve as per actuary's report.....		\$134,102 00
		<hr/>
Balance—Surplus of Assets over all Liabilities and Reserve.....		\$41,487 11
		<hr/> <hr/>

## Statement for Year Ending 31st December, 1936

## Assets

## Ledger Assets

Loans on policies with interest.....		\$1,263 21
Amortized book value of bonds, debentures and debenture stocks:		
Not in default.....	\$162,979 15	
In default.....	13,524 34	
		<hr/>
		176,503 49
Cash in chartered banks of Canada in Canada.....		676 19
		<hr/>
Total Ledger Assets.....		\$178,442 89

## Non-Ledger Assets

Interest accrued.....		\$2,015 95
Overdue assessments.....		8 58
		<hr/>
Total Non-Ledger Assets.....		\$2,024 53
		<hr/>
Total Assets.....		\$180,467 42
Deduct deficiency of market under book value of bonds and debentures in default.....		4,350 49
		<hr/>
Total Admitted Assets.....		\$176,116 93

## Liabilities

Premiums paid in advance.....		\$27 82
Special reserve for contingencies.....		500 00
		<hr/>
Total Liabilities (except Reserve).....		\$527 82
		<hr/>
Net required reserve, as per actuary's report, for outstanding contracts of:		
Mortuary Fund.....	\$103,814 00	
Bonuses.....	25,615 00	
Special reserve for waiver of premiums.....	2,150 00	
Provision for new 1937 bonus.....	2,523 00	
		<hr/>
Total Reserve.....		\$134,102 00

## Statement of Operations of Each Fund for the Year Ending 31st December, 1936

## MORTUARY FUND

Balance of fund (ledger assets), December 31, 1935.....		\$162,108 71
Income for the year:		
Premiums (with extra dues, etc.).....	\$14,094 54	
Interest and rents.....	8,237 55	
Profit on sale of securities.....	317 85	
		<hr/>
Total Income.....		22,649 94
		<hr/>
		\$184,758 65
Disbursements for the year:		
Death claims.....	\$3,950 00	
Reversionary bonuses.....	597 50	
Surrender values.....	1,082 24	
Other disbursements.....	31 84	
		<hr/>
Total Disbursements.....		5,661 58
		<hr/>
		\$179,097 07
Deduct transfers to General Fund.....		654 18
		<hr/>
Balance of Fund (Ledger Assets), December 31, 1936.....		\$178,442 89

## GENERAL FUND

Balance of fund (ledger assets), December 31, 1935.....		Nil
Disbursements for the year:		
<i>Head Office Expenses:</i>		
Salaries.....	\$450 00	
Rent of deposit box.....	75 00	
Printing, supplies and postage.....	69 18	
Miscellaneous.....	5 00	
Total.....	\$599 18	
<i>All Other Expenses:</i>		
License and filing fee.....	55 00	
Total Disbursements.....		\$654 18
		\$654 18
Add transfers from Mortuary Fund.....		654 18
Balance of Fund (Ledger Assets), December 31, 1936.....		Nil

## Exhibit of Policies (Mortuary)

Classification	Whole Life Continuous Premiums		Bonus Additions	Totals	
	No.	Amount		No.	Amount
At end of 1935.....	1,520	\$664,522 00	\$57,229 00	1,520	\$721,751 00
New issued.....	133	63,750 00		133	63,750 00
Adjustments.....		2,500 00			2,500 00
Old increased.....		500 00			500 00
Totals.....	1,653	\$731,272 00	\$57,229 00	1,653	\$788,501 00
Less ceased by:					
Death.....	9	\$3,950 00	\$597 50	9	4,547 50
Surrender.....	12	5,500 00	607 50	12	6,107 50
Lapse.....	2	1,000 00	10 00	2	1,010 00
Adjustments.....			14 00		14 00
Total ceased.....	23	\$10,450 00	\$1,229 00	23	\$11,679 00
At end of 1936.....	1,630	\$720,822 00	\$56,000 00	1,630	\$776,822 00

## Miscellaneous

Class or classes of members entitled in event of discontinuance of premium payment to benefit thereafter.—Those who have retired from the Civil Service.

Conditions as to membership, etc., under which such benefits are available.—All such members may benefit.

Nature of benefits so granted.—Cash surrender value or paid-up policy.

Particulars of distribution of surplus during last three years.—Reversionary bonus addition of 1% per annum. There is included in this exhibit the bonus additions which vest January 1, 1937, subject to ratification at the annual meeting, which was duly given at such annual meeting on January 27, 1937. The reserve for these bonus additions is held in full in the actual liabilities.

## Valuation Summary, 31st December, 1936

Attained Ages	Amount of Benefits	Value of Benefits	Monthly Rates Valued	Value of Monthly Rates	Net Liability	Amount of Bonus Additions	Net Liability for Bonus
20-24.....	\$10,000	\$2,351	\$9 26	\$2,167	\$184	\$50	\$12
25-29.....	60,750	15,644	59 33	13,472	2,172	1,070	278
30-34.....	57,250	16,458	64 36	14,021	2,437	1,325	382
35-39.....	110,250	36,713	136 62	28,060	8,653	6,050	2,023
40-44.....	153,250	57,437	211 44	40,420	17,017	11,067	4,165
45-49.....	138,500	58,834	219 32	38,538	20,296	11,912	5,055
50-54.....	88,400	42,587	157 17	24,914	17,673	9,300	4,494
55-59.....	54,522	29,737	103 59	14,401	15,336	7,235	3,953
60-64.....	30,700	18,764	63 72	7,572	11,192	4,810	2,943
65-69.....	10,650	7,238	24 73	2,425	4,813	1,875	1,278
70-74.....	4,250	3,196	11 44	865	2,331	845	636
75-79.....	900	727	2 81	163	564	180	146
80-84.....	600	527	1 05	41	486	120	105
85-89.....	800	727	2 47	67	660	160	145
Totals....	\$720,822	\$290,940	\$1,067 31	\$187,126	\$103,814	\$56,000	\$25,615

The above valuation was made on the following basis, namely, the National Fraternal Congress Table of Mortality and 4 per cent interest. The monthly rates valued were less than the rates payable by the following amounts: \$200.00 certificate 4c.; \$250.00, 5c.; \$500.00, 10c. The valuation was made by A. D. Watson.



Bonds and Debentures Owned by the Society (*not in default*)

	Par Value	Book Value
Manitoba, 5 1/2%, 1955.....	\$1,000 00	\$988 40
Manitoba, 5 1/2%, 1955.....	2,000 00	1,965 32
Manitoba, 5 1/2%, 1955.....	3,000 00	2,913 99
Manitoba, 5 1/2%, 1958.....	2,000 00	1,909 10
Manitoba, 5 1/2%, 1955.....	8,000 00	7,861 30
New Brunswick, 5%, 1954.....	1,000 00	1,098 44
New Brunswick, 5%, 1954.....	1,000 00	1,105 01
New Brunswick, 5 1/2%, 1950.....	4,000 00	4,643 93
Ontario, 5 1/2%, 1947.....	1,000 00	1,109 47
Almonte, Ont., 5%, 1954.....	201 46	200 28
Almonte, Ont., 5%, 1955.....	2,311 54	2,297 53
Almonte, Ont., 5%, 1956.....	2,427 11	2,411 94
Brandon, Man., 4 1/2%, 1952.....	1,000 00	887 02
Buckingham, Que., 5%, 1938.....	1,000 00	999 29
Calgary, Alta., 4 1/2%, 1942.....	973 34	943 48
Carleton County, Ont., 6%, 1939.....	1,490 13	1,516 65
Carleton County, Ont., 6%, 1940.....	1,000 00	982 63
Carleton Place, Ont., 5%, 1942.....	900 00	890 82
Collingwood, Ont., 5%, 1954.....	3,000 00	2,881 64
Drummondville, Que., 5%, 1955.....	1,000 00	1,000 00
Edmonton, Alta., 5 1/2%, 1964.....	1,000 00	1,058 80
Edmonton, Alta., 5 1/2%, 1945.....	1,000 00	1,030 80
Edmonton, Alta., 5 1/2%, 1947.....	1,000 00	1,036 33
Edmonton, Alta., 4 1/2%, 1951.....	1,000 00	948 87
Fort William, Ont., 6%, 1950.....	1,000 00	1,092 17
Fort William, Ont., 5%, 1940.....	1,000 00	992 10
Fort William, Ont., 5%, 1957.....	2,000 00	1,975 11
Fort William, Ont., 6%, 1962.....	1,000 00	1,075 30
Galt, Ont., 6%, 1940.....	1,000 00	1,041 36
Glace Bay, N.S., 5%, 1942.....	1,000 00	994 89
Glace Bay, N.S., 6%, 1952.....	1,000 00	1,041 08
Hamilton, Ont., 6%, 1954.....	1,000 00	1,005 39
Hull, Que., 4 1/2%, 1941.....	1,000 00	978 12
Hull, Que., 5 1/2%, 1952.....	1,000 00	1,037 06
Hull, Que., 5%, 1945.....	1,000 00	1,014 48
Kitchener, Ont., 5%, 1949.....	606 57	606 57
Kitchener, Ont., 5%, 1949.....	434 83	434 83
Lachine, Que., 4 1/2%, 1947.....	1,000 00	928 58
Montreal, Que., 6%, 1940.....	1,000 00	1,000 00
Montreal, E., Que., 6%, 1954.....	2,000 00	2,173 30
Nepean Township, Ont., 6%, 1958.....	1,000 00	1,018 43
Nepean Township, Ont., 6%, 1957.....	3,000 00	3,166 19
Nepean Township, Ont., 6%, 1953.....	2,000 00	2,120 92
Newmarket, Ont., 5%, 1946.....	1,000 00	1,015 74
New Westminster, B.C., 4 1/2%, 1941.....	3,000 00	2,934 36
Niagara Falls, Ont., 5 1/2%, 1952.....	690 38	705 15
North Bay, Ont., 5 1/2%, 1945.....	2,000 00	2,064 45
North Bay, Ont., 6%, 1962.....	1,000 00	993 49
North Bay, Ont., 5 1/2%, 1939.....	2,000 00	2,024 77
North Bay, Ont., 6%, 1949.....	5,000 00	5,136 42
North Bay, Ont., 6%, 1948.....	1,000 00	1,021 46
Northumberland Co., N.B., 5%, 1954.....	1,000 00	1,035 52
Oshawa, Ont., 5%, 1944.....	2,000 00	1,974 09
Ottawa, Ont., 6%, 1939.....	882 18	895 43
Penticton District, B.C., 6%, 1939.....	1,000 00	973 36
Point Grey, B.C., 5%, 1938.....	1,000 00	1,000 00
Quebec, Que., 5%, 1958.....	2,000 00	2,124 29
Quebec, Que., 5%, 1953.....	2,000 00	2,139 73
Regina, Sask., 5 1/2%, 1952.....	2,000 00	1,969 29
Rockcliffe Park, Ont., 5 1/2%, 1950.....	5,358 07	5,443 41
Rockcliffe Park, Ont., 5 1/2%, 1952.....	2,012 37	2,012 37
Saskatoon, Sask., 5 1/2%, 1949.....	1,676 47	1,645 98
Saskatoon, Sask., 6 1/2%, 1940.....	1,000 00	1,044 36
Saskatoon, Sask., 5%, 1939.....	2,000 00	1,981 52
Sault Ste. Marie, Ont., 5 1/2%, 1941.....	1,000 00	1,017 91
Sault Ste. Marie, Ont., 6%, 1948.....	1,000 00	1,070 76
Sault Ste. Marie, Ont., 5 1/2%, 1946.....	1,000 00	1,019 26
Sault Ste. Marie, Ont., 5 1/2%, 1945.....	1,000 00	1,016 97
Seaforth, Ont., 5%, 1948.....	2,000 00	2,017 98
Shawinigan Falls, Que., 5%, 1949.....	1,000 00	1,000 00
Shawinigan Falls, Que., 5%, 1945.....	10,000 00	10,035 96
Shawinigan Falls, Que., 5%, 1952.....	2,000 00	2,000 00
Sherbrooke, Que., 5%, 1943.....	500 00	493 19
Smith's Falls, Ont., 5%, 1938.....	2,000 00	2,000 00
St. John, N.B., 6%, 1947.....	1,000 00	996 16
St. John, N.B., 5%, 1970.....	1,000 00	1,123 65
Stratford, Ont., 5%, 1939.....	1,000 00	1,000 00
Stratford, Ont., 5%, 1938.....	1,000 00	997 65
Sudbury, Ont., 5%, 1937.....	1,000 00	996 64
Sydney, N.S., 6%, 1952.....	3,000 00	2,926 23
Sydney, N.S., 6%, 1939.....	1,000 00	996 57
Sydney, N.S., 6%, 1952.....	1,000 00	1,051 70
Sydney, N.S., 6%, 1952.....	1,000 00	1,062 46
Three Rivers, Que., 5 1/2%, 1964.....	1,000 00	1,058 80
Three Rivers, Que., 5 1/2%, 1947.....	1,000 00	1,007 94
Three Rivers, Que., 5 1/2%, 1953.....	1,000 00	1,055 73
Three Rivers, Que., 4 1/2%, 1950.....	1,000 00	1,015 60
Toronto, Ont., 6%, 1947.....	1,000 00	1,066 38
Vancouver, B.C., 3 1/2%, 1944.....	1,000 00	907 14
Victoria, B.C., 5 1/2%, 1942.....	3,000 00	2,962 39
Winnipeg, Man., 6%, 1940.....	1,000 00	1,017 74

Bonds and Debentures Owned by the Society (*not in default*)

	Par Value	Book Value
Winnipeg, Man., 4 ½ % , 1946.....	\$1,000 00	\$923 28
Calgary, Alta., 4 ½ % , 1944.....	2,000 00	1,934 72
Edmonton, Alta., 5 % , 1953.....	1,000 00	1,000 00
Grand Mère, Que., 5 % , 1952.....	1,000 00	1,016 21
Ottawa, Ont., 6 % , 1962.....	2,000 00	2,094 79
Ottawa, Ont., 6 % , 1962.....	1,000 00	1,075 98
Verdun, Que., 5 % , 1964.....	1,000 00	1,000 00
Hydro-Electric, Ontario, 4 ¾ % , 1970.....	4,000 00	4,507 25
<b>Totals.....</b>	<b>\$160,464 45</b>	<b>\$162,979 15</b>

Bonds and Debentures Owned by the Society (*in default*)

	Par Value	Book Value	Market Value
Township of East York, 5 % , 1939.....	\$1,000 00	\$1,000 00	\$650 00
Essex Border Utilities, 5 ¾ % , 1943.....	1,000 00	1,000 00	500 00
Estevan, Sask., 5 % , 1943.....	1,097 69	1,035 69	548 85
Township of Etobicoke, 5 % , 1935.....	1,000 00	1,000 00	900 00
New Toronto, Ont., 6 % , 1936.....	1,000 00	1,000 00	900 00
St. James, Man., 5 ½ % , 1956.....	1,500 00	1,500 00	525 00
St. Lambert, Que., 5 % , 1950.....	1,000 00	1,000 00	950 00
St. Lambert, Que., 6 % , 1938.....	3,000 00	3,000 00	2,850 00
Township of Sandwich West, 5 ½ % , 1944.....	2,000 00	1,968 30	600 00
Weston, Ont., 5 ½ % , 1943.....	1,000 00	1,020 35	750 00
<b>Totals.....</b>	<b>\$13,597 69</b>	<b>\$13,524 34</b>	<b>\$9,173 85</b>

## COMMERCIAL TRAVELLERS ASSOCIATION OF CANADA\*

HEAD OFFICE, TORONTO, ONT.

*Officers.*—President, Arthur E. Gynn, Toronto; 1st Vice-President, H. F. Tindale, Toronto; 2nd Vice-President, John Curtis, Toronto; Treasurer, Chas. E. Fice, Toronto; Secretary, J. Rutherford, Toronto.

*Directors.*—J. H. Dodgson, J. Curtis, C. E. Fice, H. F. Tindale, H. J. H. Deedman, W. R. Madill, G. A. F. Henderson, J. J. Galway, S. G. Douglas, E. H. Hender, W. L. Stern, S. Stroud, H. G. Wright, A. L. Jefferies, F. S. Urstadt, H. N. Robertson, W. J. Hopwood, C. B. Stauffer, E. L. Pierce, F. E. Scherer, D. J. Waterous, C. M. Williamson, A. C. Merritt, F. L. De Wolfe, L. M. Ross, H. E. Miller, H. H. W. Nesbitt, E. B. McMaster, Alfred W. Appleyard, R. S. Duncan, R. A. Maraland, Gordon L. Hale, D. R. McKenzie, Arthur E. Gynn, F. M. Cockburn, T. W. Melville, T. W. Simpson.

## PREMIUMS WRITTEN—CLAIMS INCURRED

Assets.....	\$3,650,941	Premiums—Ontario (net).....	\$95,436
Ontario insurance in force (gross).....	†8,627	Premiums—Canada (net).....	106,040
Canadian insurance in force (gross).....	†10,418	Premiums—Total (net).....	106,040
Total insurance in force (gross).....	†10,418	Benefits paid—Ontario (net).....	133,476
		Benefits paid—Canada (net).....	148,306
		Total benefits paid (net).....	148,306

## THE COMMERCIAL TRAVELERS MUTUAL ACCIDENT ASSOCIATION OF AMERICA\*

HEAD OFFICE, UTICA, N.Y.

Principal Office in Canada, Ottawa, Ont.

*Manager or Chief Executive Officer in Canada.*—Geo. A. Welch, 140 Wellington St. East, Ottawa.

## PREMIUMS WRITTEN—CLAIMS INCURRED

Assets.....	\$2,612,071	Premiums—Ontario (net).....	\$20,455
Ontario Certificates in force (No.).....	1,315	Premiums—Canada (net).....	35,164
Canadian Certificates in force (No.).....	2,221	Premiums—Total (net).....	3,586,171
Total Certificates in force (No.)... ..	212,853	Benefits paid—Ontario (net).....	12,073
		Benefits paid—Canada (net).....	34,196
		Total benefits paid (net).....	3,296,147

\*See note on page 1.

†Number of certificates.

## CROATIAN FRATERNAL UNION OF AMERICA\*

HEAD OFFICE, PITTSBURGH, PA.

*Manager or Chief Executive Officer in Canada.*—R. Douglas Hill, Confederation Life Bldg. Toronto.  
*Chief or General Agent in Ontario.*—R. Douglas Hill.

		PREMIUMS WRITTEN—CLAIMS INCURRED	
Assets.....	\$8,071,402	Premiums—Ontario (net).....	\$21,896
Ontario insurance in force (gross).....	830,400	Premiums—Canada (net).....	40,353
Canadian insurance in force (gross).....	1,307,100	Premiums—Total (net).....	1,067,918
Total insurance in force (gross)....	44,645,485	Benefits paid—Ontario (net)....	7,286
		Benefits paid—Canada (net)....	13,563
		Benefits paid—Total (net).....	938,463

## FIRST CATHOLIC SLOVAK UNION OF U.S.A.\*

HEAD OFFICE, CLEVELAND, OHIO

*Manager or Chief Executive Officer in Canada.*—R. Douglas Hill, Confederation Life Bldg., Toronto.  
*Chief or General Agent in Ontario.*—R. Douglas Hill.

		PREMIUMS WRITTEN—CLAIMS INCURRED	
Assets.....	\$10,381,293	Premiums—Ontario (net).....	\$5,914
Ontario insurance in force (gross).....	284,610	Premiums—Canada (net).....	10,281
Canadian insurance in force (gross).....	695,220	Premiums—Total (net).....	1,003,582
Total insurance in force (gross)....	60,507,519	Benefits paid—Ontario (net)....	Nil
		Benefits paid—Canada (net)....	4,233
		Benefits paid—Total (net).....	1,199,360

## HAMILTON FIREMEN'S BENEFIT FUND

HEAD OFFICE, HAMILTON, ONT.

*Incorporated.*—1910.  
*Officers.*—Chairman, Geo. Newcombe; Secretary, James Cochran; Treasurer, Robt. Aitchison; Assistant Treasurer, B. McSweeney.  
*Auditor.*—C. H. Watson.  
*Actuary.*—L. K. File.  
*Governing Executive Authority (as at date of filing statement).*—B. Mathews, Robt. Aitchison, B. McSweeney, Jas. Cochran, K. Cassel, G. Newcombe, E. J. Nixon, J. Shea.

## Statement for Year Ending 31st December, 1936

## Assets

Book value of bonds, debentures and debenture stocks:			
Not in default.....	\$555,239	56	
In default.....	76,601	25	
Cash in chartered banks of Canada in Canada.....			\$631,840 81
Members' notes.....			1,853 19
			958 09
Total Assets.....			\$634,652 09
Deduct deficiency of market under book value of bonds and debentures in default.....			19,631 25
Total Admitted Assets.....			\$615,020 84

## Liabilities†

Net Required Reserve as per Actuary's Report.....			\$609,681 00
---	--	--	--------------

## Statement of Operations of Each Fund for the Year Ending 31st December, 1936

## SUPERANNUATION AND BENEFIT FUND

Balance of fund (ledger assets), December 31, 1935.....			\$595,365 37
Income for the year:			
Assessments.....	\$23,726	68	
Interest.....	28,214	71	
Profit on sale of securities.....	2,660	55	
Donations.....	145	00	
Total Income.....			54,746 94
Disbursements for the year:			
Pensions.....	\$13,401	65	
Retiring allowance.....	1,383	87	
Total Disbursements.....			14,785 52
Deduct transfers to General Fund.....			\$635,326 79
			674 70
Balance of Fund (Ledger Assets), December 31, 1936.....			\$634,652 09

\*See note on page 1.

†For Actuary's valuation balance sheet as of December 31, 1936, see page 154 of this Report. See also *Insurance Act*, R.S.O. 1927, c. 222, secs. 220 (4) and 234, *re* societies with membership limited to government or municipal employees.

## GENERAL FUND

Balance of fund (ledger assets), December 31, 1935.....		Nil
Disbursements for the year:		
Salaries.....	\$350 00	
License.....	100 00	
Insurance.....	40 00	
Deposit box.....	25 00	
Transfer tax.....	50 40	
Registration expense.....	47 95	
Sundries.....	61 35	
Total Disbursements.....		\$674 70
		<u>\$ 674 70</u>
Add transfers from Superannuation and Benefit Fund.....		674 70
Balance of Fund (Ledger Assets), December 31, 1936.....		Nil

## Valuation Balance Sheet for Year Ending 31st December, 1936

Assets		
Funds on hand.....		\$620,454 00
Present value of members' contributions.....		261,928 00
Present value of estimated future special receipts.....		14,812 00
Total.....		<u>\$885,392 00</u>
Liabilities		
Present value of benefits to active members.....		\$708,218 00
Present value of withdrawal benefits.....		9,435 00
Present value of death benefits.....		53,418 00
Present value of prospective pensions <i>re</i> members over 60.....		14,812 00
Present value of vested pensions.....		79,621 00
Estimated future expense.....		9,115 00
Surplus.....		10,773 00
		<u>\$885,392 00</u>

The basis of the above table was the American Men's Ultimate Table with interest at 4 ¼ %.  
The valuation was made by Hugh H. Wolfenden, F.I.A., F.A.S.

Bonds and Debentures Owned by the Society (*not in default*)

	Par Value	Book Value
Dominion of Canada, 4 ½ %, 1956.....	\$26,000 00	\$28,080 00
Province of Ontario, 6 %, 1943.....	5,000 00	4,953 50
Hydro-Electric Power, 4 ½ %, 1960.....	20,000 00	20,586 90
Hydro-Electric Power, 5 %, 1943.....	14,000 00	15,260 00
Province of New Brunswick, 5 ½ %, 1952.....	4,000 00	4,445 40
Province of British Columbia, 6 %, 1946-47.....	38,000 00	38,859 30
Province of Saskatchewan, 4 %, 1960.....	53,000 00	47,399 00
Province of Manitoba, 5 ½ %, 1955.....	10,000 00	10,750 00
City of North Bay, 6 %, 1942-43.....	5,000 00	5,066 50
City of Sault Ste. Marie, 5 ½ %, 1949-52.....	10,000 00	10,100 00
Town of Burlington, 6 %, 1937-40.....	2,642 84	2,642 84
City of Hamilton, 6 %, 1944.....	1,000 00	1,135 60
City of Hamilton, 5 %, 1945.....	1,000 00	1,041 50
City of Hamilton, 4 ½ %, 1945.....	1,000 00	1,020 20
City of Hamilton, 4 ½ %, 1945.....	10,000 00	9,819 30
City of Hamilton, 4 ½ %, 1945.....	5,000 00	5,100 00
City of Hamilton, 5 %, 1947.....	15,000 00	15,579 30
City of Hamilton, 5 %, 1947.....	1,000 00	1,069 90
City of Hamilton, 4 ¾ %, 1947.....	1,000 00	1,046 60
City of Hamilton, 4 ½ %, 1947.....	29,000 00	29,103 72
City of Hamilton, 4 ½ %, 1947.....	26,000 00	26,653 20
City of Hamilton, 5 %, 1948.....	5,000 00	5,275 00
City of Hamilton, 4 ½ %, 1948.....	9,000 00	8,989 20
City of Hamilton, 5 %, 1949.....	5,000 00	5,000 00
City of Hamilton, 4 ¾ %, 1950.....	10,000 00	9,830 00
City of Hamilton, 5 %, 1951.....	10,000 00	10,638 00
City of Hamilton, 6 %, 1951.....	1,000 00	1,130 00
City of Hamilton, 5 %, 1953.....	15,000 00	16,389 50
City of Hamilton, 5 %, 1959.....	5,000 00	5,567 50
City of Hamilton, 5 %, 1961.....	2,000 00	2,090 00
Province of Ontario, 5 %, 1948.....	5,000 00	5,475 00
Hydro-Electric Power, 5 %, 1943.....	10,000 00	10,925 00
Hydro-Electric Power, 4 ½ %, 1943.....	32,000 00	33,980 00
Province of New Brunswick, 5 ½ %, 1952.....	19,000 00	22,102 50
Province of New Brunswick, 5 %, 1950.....	5,000 00	5,787 50
Province of New Brunswick, 5 %, 1957.....	6,000 00	6,735 70
Province of New Brunswick, 5 %, 1954.....	19,000 00	21,395 00
Province of New Brunswick, 5 %, 1960.....	8,000 00	9,346 40
Province of New Brunswick, 5 %, 1963.....	2,000 00	2,365 20
Province of Nova Scotia, 5 %, 1960.....	7,000 00	8,295 00
Province of Saskatchewan, 4 %, 1960.....	28,000 00	24,360 00
Province of Saskatchewan, 4 %, 1954.....	7,000 00	6,055 00
Province of Manitoba, 5 ½ %, 1958.....	25,000 00	26,012 50
Province of Manitoba, 5 ½ %, 1955.....	2,000 00	2,120 00
City of Montreal, 6 %, 1941.....	15,000 00	16,575 00
City of Hamilton, 6 %, 1952.....	4,000 00	4,567 60
City of Hamilton, 5 %, 1955.....	2,000 00	2,195 00
City of Hamilton, 6 %, 1956.....	2,000 00	2,235 20
Totals.....	<u>\$537,642 84</u>	<u>\$555,239 56</u>

Bonds and Debentures Owned by the Society (*in default*)

	Par Value	Book Value	Market Value
Province of Alberta, 4 ½ %, 1960.....	\$10,000 00	\$9,150 00	\$7,200 00
Province of Alberta, 4 ½ %, 1967.....	53,000 00	51,013 75	37,630 00
Province of Alberta, 4 ½ %, 1956.....	7,000 00	6,562 50	5,040 00
Holden Drainage District, 6 %, 1951.....	5,000 00	5,100 00	3,550 00
Daysland Drainage District, 6 %, 1951.....	5,000 00	4,775 00	3,550 00
Totals.....	<u>\$80,000 00</u>	<u>\$76,601 25</u>	<u>\$56,970 00</u>

## HAMILTON POLICE BENEFIT FUND

HEAD OFFICE, HAMILTON, ONT.

*Incorporated.*—July 1, 1893.*Officers.*—Chairman, John Duffy; Secretary, James McKay; Treasurer, Ernest Goodman.*Governing Executive Authority (as at date of filing statement).*—John Duffy, James McKay, Ernest Goodman, Digby Sharpe, Chas. Boecker, Wm. Manson, Richard Thoburn, Wm. MacBeth.

## Statement for Year Ending 31st December, 1936

## Assets

Book value of real estate held for sale.....		\$3,766 37
First mortgage loans on real estate.....		40,050 00
Book value of bonds, debentures and debenture stocks:		
Not in default.....	\$411,133 57	
In default.....	67,216 96	
		<u>478,350 53</u>
Cash in chartered banks of Canada in Canada.....		21,797 72
Total Assets.....		<u>\$543,964 62</u>
Deduct deficiency of market under book value of bonds and debentures in default.....		28,065 90
Total Admitted Assets.....		<u><u>\$515,898 72</u></u>

## Liabilities†

## Statement of Operations of Each Fund for Year Ending 31st December, 1936

## SUPERANNUATION AND BENEFIT FUND

Balance of fund (ledger assets), December 31, 1935.....		\$514,331 97
Income for the year:		
Assessments.....	\$19,672 84	
Interest and rents.....	24,545 09	
Profit on sale of securities.....	316 93	
Other income.....	707 10	
Total Income.....		<u>45,241 96</u>
		<u>\$559,573 93</u>
Disbursements for the year:		
Pensions.....	\$4,690 26	
Death claims.....	9,000 00	
Retiring allowance.....	1,000 00	
Total Disbursements.....		<u>14,690 26</u>
		<u>\$544,883 67</u>
Deduct transfers to General Fund.....		919 05
Balance of Fund (Ledger Assets), December 31, 1936.....		<u><u>\$543,964 62</u></u>

## GENERAL FUND

Balance of fund (ledger assets), December 31, 1935.....		Nil
Disbursements for the year:		
General expense.....	\$887 12	
Exchange.....	31 93	
Total Disbursements.....		<u>\$919 05</u>
		<u>\$919 05</u>
Add transfers from Benefit Fund.....		919 05
Balance of Fund (Ledger Assets), December 31, 1936.....		<u><u>Nil</u></u>

†For last actuarial valuation see page 216 of Report of Business for 1934. See *Insurance Act*, R.S.O., 1927, c. 222, secs. 220 (4) and 234, *re* societies with membership limited to government or municipal employees.

Bonds and Debentures Owned by the Society (*not in default*)

	Par Value	Book Value
City of Hamilton, 4 1/2 %, 1947.....	\$1,000 00	\$1,000 00
City of Hamilton, 4 1/2 %, 1948.....	2,000 00	2,000 00
City of Hamilton, 4 1/2 %, 1946.....	2,000 00	2,000 00
City of Hamilton, 5 %, 1944-63.....	22,563 75	22,296 38
Township of Burford, 6 %, 1944-46.....	5,000 00	5,000 00
Province of Ontario, 5 %, 1948.....	1,000 00	997 50
Province of Ontario, 5 1/2 %, 1946.....	5,000 00	5,000 00
Province of British Columbia, 4 1/2 %, 1969.....	4,000 00	4,050 00
Township of Barton, 5 1/2 %, 1945.....	6,500 00	6,659 00
City of Toronto, 5 1/2 %, 1950.....	6,000 00	6,000 00
Montreal Protestant School Board, 5 %, 1956.....	11,000 00	10,945 00
City of Shawinigan Falls, 4 1/2 %, 1963.....	23,000 00	18,814 00
City of Belleville, 5 %, 1960.....	10,000 00	10,156 00
City of Belleville, 5 %, 1943.....	5,000 00	4,900 00
City of Regina, 4 1/2 %, 1959.....	5,000 00	4,668 50
Province of Saskatchewan, 4 %, 1960.....	61,000 00	53,985 00
City of Saskatoon, 4 1/2 %, 1961.....	5,000 00	4,687 50
City and County of St. John, N.B., 4 1/2 %, 1971.....	10,000 00	9,850 00
Town of Hanover, 5 %, 1952-55.....	3,281 70	3,338 39
City of Fort William, 4 1/2 %, 1956.....	19,000 00	18,582 00
Province of New Brunswick, 5 1/2 %, 1950.....	14,000 00	13,384 00
Province of New Brunswick, 5 %, 1957.....	9,000 00	8,752 00
Province of New Brunswick, 4 3/4 %, 1955.....	4,000 00	4,000 00
Province of New Brunswick, 5 1/2 %, 1950.....	19,000 00	19,000 00
Province of Manitoba, 5 1/2 %, 1955-58.....	36,000 00	35,865 00
Province of Manitoba, 4 1/2 %, 1956.....	5,000 00	4,987 50
City of Verdun School Comm., 5 %, 1968.....	15,000 00	14,400 00
City of Ottawa R.C. Schools, 6 %, 1962.....	5,000 00	5,000 00
Province of Quebec, 4 1/2 %, 1963.....	5,000 00	4,925 00
City of Welland, 5 %, 1953.....	3,000 00	2,827 20
Province of British Columbia, 5 1/2 %, 1945.....	3,509 80	3,425 56
Province of British Columbia, 5 %, 1954.....	1,500 00	1,425 00
City of Vancouver, 5 %, 1970.....	15,000 00	14,577 00
Province of Nova Scotia, 4 1/2 %, 1960-66.....	15,000 00	13,550 00
City of North Bay, 5 1/2 %, 1941-42.....	10,000 00	9,725 00
Dominion of Canada, 4 1/2 %, 1956.....	10,000 00	10,000 00
City of Sault Ste. Marie, 5 1/2 %, 1941.....	10,000 00	9,927 50
City of Montreal, 4 1/2 %, 1971.....	4,000 00	4,000 00
Temiskaming and Northern Ontario Rly. Comm., 4 %, 1958-65.....	10,000 00	10,225 00
Town of Grimsby, 4 1/2 %, 1938-40.....	15,000 00	15,692 50
Town of Port Colborne, 5 %, 1949.....	5,189 30	5,267 14
	5,000 00	5,297 50
Totals.....	<u>\$426,544 55</u>	<u>\$411,133 57</u>

Bonds and Debentures Owned by the Society (*in default*)

	Par Value	Book Value	Market Value
Province of Alberta, 5 %, 1955.....	\$23,000 00	\$22,590 00	\$1,679 00
Province of Alberta, 4 1/2 %, 1960.....	10,000 00	10,000 00	7,200 00
Town of New Toronto, 5 %, 1943-44.....	18,185 87	17,458 45	16,367 28
Town of New Toronto, 5 %, 1944.....	2,809 04	2,216 69	2,078 14
Township of Etobicoke, 5 %, 1956.....	5,251 82	5,251 82	4,726 64
Lethbridge Northern Irrigation Dist., 6 %, 1951.....	10,000 00	9,700 00	7,100 00
Totals.....	<u>\$68,746 73</u>	<u>\$67,216 96</u>	<u>\$39,151 06</u>

## INDEPENDENT ORDER OF FORESTERS\*

HEAD OFFICE, TORONTO, ONT.

*Officers.*—Supreme Chief Ranger, Frank E. Hand, Toronto; Past Supreme Chief Ranger, Victor Morin, Montreal; Supreme Vice-Chief Ranger, J. P. Murphy, San Francisco, Cal.; Supreme Secretary, John F. Lang, Toronto; Supreme Treasurer, Chas. Hamm, Toronto; Supreme Physician, Dr. C. B. Dickson, Los Angeles, Cal.; Supreme Councilmen, J. J. Rossbottom, New York, N.Y.; Geo. W. Wands, Chatham, Ont.; Escar Floyd, Dallas, Texas; A. L. Jones, Minneapolis, Minn.; Supreme Counsellors, W. H. Miller, Norman Somerville, K.C., Toronto.

Assets..... \$46,336,096  
 Ontario insurance in force (gross) 24,647,162  
 Canadian insurance in force (gross) 37,820,277  
 Total insurance in force (gross) 117,619,359

PREMIUMS WRITTEN—CLAIMS INCURRED  
 Premiums—Ontario..... \$612,880  
 Premiums—Canada..... 918,768  
 Premiums—Total..... 4,971,508  
 Benefits paid—Ontario (net)..... 1,058,286  
 Benefits paid—Canada (net)..... 1,505,705  
 Total benefits paid (net)..... 4,635,188

\*See note on page 1.

**JEWISH NATIONAL WORKERS' ALLIANCE OF AMERICA\***

HEAD OFFICE, NEW YORK, N.Y.

Principal Office in Canada, Montreal, Que.

*Manager or Chief Executive Officer in Canada.*—M. L. Brown, 1405 Bishop St., Montreal, Que.  
*Chief Agent in Ontario.*—M. Kramer, 286 Roxton Rd., Toronto.

Assets.....	\$579,537
Ontario insurance in force (gross).....	115,996
Canadian insurance in force (gross).....	252,370
Total insurance in force (gross)....	4,096,680

PREMIUMS WRITTEN—CLAIMS INCURRED	
Premiums—Ontario (net).....	\$5,594
Premiums—Canada (net).....	8,079
Premiums—Total (net).....	229,329
Benefits paid—Ontario (net)....	1,460
Benefits paid—Canada (net)....	2,106
Total benefits paid (net).....	49,965

**KNIGHTS OF COLUMBUS\***

HEAD OFFICE, NEW HAVEN, CONNECTICUT

Principal Office in Canada, London, Ont.

*Manager or Chief Executive Officer in Canada.*—Dr. Claude Brown, London, Ont.  
*Chief or General Agent in Ontario.*—Dr. Claude Brown, London, Ont.

Assets.....	\$46,193,120
Ontario insurance in force (gross).....	1,864,339
Canadian insurance in force (gross).....	15,402,150
Total insurance in force (gross)....	261,004,258

PREMIUMS WRITTEN—CLAIMS INCURRED	
Premiums—Ontario (net).....	\$35,417
Premiums—Canada (net).....	286,753
Premiums—Total (net).....	6,423,003
Benefits paid—Ontario (net)....	12,408
Benefits paid—Canada (net)....	106,542
Total benefits paid (net).....	4,451,447

**LONDON POLICE BENEFIT FUND ASSOCIATION**

HEAD OFFICE, LONDON, ONT.

*Organized.*—January 1, 1887. *Incorporated.*—January 1, 1895.

*Officers and Governing Executive Authority.*—Principal Officer, Wm. J. McCullough; Secretary, Philip W. Harpur; Treasurer, W. H. Down; Trustees, Mervyn Coxworth, John Ayres, Jas. S. Bell.

*Auditors.*—Wm. J. Saunders, Thos. Bolton.**Statement for Year Ending 31st December, 1936****Assets**

Book value of bonds, debentures and debenture stocks:		
Not in default.....	\$302,888	30
In default.....	7,389	92
Cash in other than chartered banks of Canada.....		\$310,278 22
		13,411 45
Total Assets.....		\$323,689 67
Deduct deficiency of market under book value of bonds and debentures in default.....		1,549 62
Total Admitted Assets.....		\$322,140 05

**Liabilities†****Statement of Operations of Each Fund for Year Ending 31st December, 1936****SUPERANNUATION AND BENEFIT FUND**

Balance of fund (ledger assets), December 31, 1935.....	\$310,225	21
Income for the year:		
Assessments.....	\$7,571	76
Interest.....	14,014	88
Donations.....	170	00
Total Income.....		21,756 64
		\$331,981 85
Disbursements for the year:		
Pensions and claims.....		8,202 18
		\$323,779 67
Deduct transfers to General Fund.....		90 00
Balance of Fund (Ledger Assets), December 31, 1936.....		\$323,689 67

\*See note on page 1.

†Last actuarial valuation was as at December 31, 1933. See page 158 of this Report. See *Insurance Act*, R.S.O. 1927, c. 222, secs. 220 (4) and 234, *re* societies with membership limited to government or municipal employees.

## GENERAL FUND

Balance of fund (ledger assets), December 31, 1935.....		Nil
Disbursements for the year:		
Auditors' fees.....	\$15 00	
Safety deposit box rental.....	20 00	
Taxes and licenses.....	55 00	
Total Disbursements.....		\$90 00
		<u>\$90 00</u>
Add transfers from Benefit Fund.....		90 00
Balance of Fund (Ledger Assets), December 31, 1936.....		<u>Nil</u>

## Valuation Balance Sheet for Year Ending 31st December, 1933

Assets		
Ledger assets.....		\$277,912 81
Present value of members' contributions.....		87,272 00
Present value of contributions by City.....		87,272 00
Total Assets.....		<u>\$452,456 81</u>
Liabilities		
Present value of retirement benefits.....		\$365,791 00
Present value of death, disability and withdrawal benefits.....		33,291 00
Investment reserve.....		5,000 00
Surplus.....		48,374 81
		<u>\$452,456 81</u>

The basis of the above valuation was Am(5) Table of Mortality and Rutherford's Tables. Rate of disability was calculated as one-half that shown by the experience of the New York Police Fund, graded down after age 45 so that no disability retirement should take place after age 50.

Rates of withdrawal used were those indicated by experience of the Fund.

The rate of interest used was 4 1/4 % before retirement and 4 % after.

The above valuation was made by J. M. Campbell, Esq., Assistant Actuary, London Life Insurance Co.

Bonds and Debentures Owned by the Society (*not in default*)

	Par Value	Book Value
Dominion of Canada, 4 1/4 %, 1940.....	\$5,000 00	\$4,862 50
Dominion Conversion, 4 1/4 %, 1959.....	30,000 00	29,355 00
Dominion of Canada, 3 1/4 %, 1966.....	75,000 00	74,250 00
Dominion of Canada, 3 % perpetual.....	15,000 00	14,475 00
Province of Ontario, 6 %, 1943.....	5,000 00	5,000 00
Province of Ontario, 4 1/2 %, 1950.....	10,000 00	9,900 00
Province of Saskatchewan, 4 1/2 %, 1955.....	10,000 00	8,736 00
Town of Preston, 5 %, 1937.....	2,000 00	2,000 00
City of London, 5 %, 1937.....	3,000 00	3,000 00
Town of Preston, 5 %, 1938.....	3,000 00	3,000 00
City of London, 5 %, 1938.....	10,000 00	10,000 00
City of London, 5 %, 1938.....	2,000 00	2,000 00
Town of Preston, 5 %, 1939.....	3,000 00	3,000 00
City of London, 5 %, 1939.....	3,000 00	3,000 00
City of London, 5 %, 1939.....	1,000 00	1,000 00
City of London, 6 %, 1940.....	3,000 00	3,202 20
City of London, 5 %, 1940.....	14,000 00	14,000 00
Town of Preston, 5 %, 1940.....	2,000 00	2,000 00
City of London, 5 %, 1940.....	3,000 00	3,000 00
Town of Preston, 5 %, 1941.....	1,000 00	1,000 00
City of London, 5 %, 1941.....	3,000 00	3,000 00
City of London, 5 %, 1942.....	7,000 00	7,000 00
City of London, 5 %, 1942.....	3,000 00	3,000 00
City of London, 5 1/2 %, 1942.....	10,000 00	10,000 00
City of London, 5 %, 1943.....	7,000 00	7,000 00
City of London, 5 %, 1944.....	7,000 00	7,000 00
City of London, 5 %, 1944.....	5,000 00	5,000 00
City of London, 5 %, 1945.....	8,000 00	8,000 00
City of London, 5 %, 1945.....	5,000 00	5,000 00
City of London, 5 %, 1946.....	6,000 00	6,000 00
City of London, 6 %, 1949.....	4,000 00	4,000 00
City of London, 5 %, 1950.....	5,000 00	5,000 00
City of London, 6 %, 1950.....	3,000 00	3,000 00
City of London, 5 %, 1951.....	5,000 00	5,000 00
City of Edmonton, 5 1/2 %, 1953.....	11,000 00	10,780 00
District of Penticton, 6 %, 1939.....	5,000 00	4,472 50
Western Fair Bonds, 5 %, 1938.....	7,000 00	6,855 10
Huron & Erie Debs., 3 3/4 %, 1941.....	7,000 00	7,000 00
Totals.....	<u>\$307,000 00</u>	<u>\$302,888 30</u>

Bonds and Debentures Owned by the Society (*in default*)

	Par Value	Book Value	Market Value
City of Windsor, 5 1/2 %, 1936.....	<u>\$7,787 07</u>	<u>\$7,389 92</u>	<u>\$5,840 30</u>



**LUTHERAN BROTHERHOOD\***

HEAD OFFICE, MINNEAPOLIS, MINN.

*Manager or Chief Executive Officer in Canada.*—Rev. E. Schmok, 460 Main St., Winnipeg, Man.

Assets.....	\$6,497,321	PREMIUMS WRITTEN—CLAIMS INCURRED	
Ontario insurance in force (gross).....	206,360	Premiums—Ontario (net).....	\$5,760
Canadian insurance in force (gross).....	670,110	Premiums—Canada (net).....	19,746
Total insurance in force (gross)....	56,190,263	Premiums—Total (net).....	1,958,282
		Benefits paid—Ontario (net).....	492
		Benefits paid—Canada (net).....	2,757
		Benefits paid—Total (net).....	660,490

**LUTHERAN MUTUAL AID SOCIETY\***

HEAD OFFICE, WAVERLY, IOWA

*Manager or Chief Executive Officer in Canada.*—J. Popp, 905 Confederation Life Building, Winnipeg, Man.

Assets.....	\$6,973,202	PREMIUMS WRITTEN—CLAIMS INCURRED	
Ontario insurance in force (gross).....	88,014	Premiums—Ontario (net).....	\$2,556
Canadian insurance in force (gross).....	435,433	Premiums—Canada (net).....	23,673
Total insurance in force (gross)....	49,117,387	Premiums—Total (net).....	1,956,388
		Benefits paid—Ontario (net).....	2,188
		Benefits paid—Canada (net).....	4,648
		Benefits paid—Total (net).....	643,421

**THE MACCABEES\***

HEAD OFFICE, DETROIT, MICHIGAN

Principal Office in Canada, Windsor, Ont.

*Manager or Chief Executive Officer in Canada.*—Mabel E. Blake, Windsor, Ont.*Chief or General Agent in Ontario.*—Mabel E. Blake, Windsor, Ont.

Assets.....	\$46,843,146	PREMIUMS WRITTEN—CLAIMS INCURRED	
Ontario insurance in force (gross).....	2,651,258	Premiums—Ontario (net).....	\$111,607
Canadian insurance in force (gross).....	6,887,493	Premiums—Canada (net).....	249,309
Total insurance in force (gross)....	157,694,131	Premiums—Total (net).....	6,044,742
		Benefits paid—Ontario (net).....	135,135
		Benefits paid—Canada (net).....	162,899
		Total benefits paid (net).....	6,362,055

**THE MINISTERS LIFE AND CASUALTY UNION\***

HEAD OFFICE, MINNEAPOLIS, MINN.

*Manager or Chief Executive Officer in Canada.*—Edmund P. Stewart, 30 Bloor St. West, Toronto.*Chief or General Agent in Ontario.*—Edmund P. Stewart, 30 Bloor St. West, Toronto.

Assets.....	\$1,849,669	PREMIUMS WRITTEN—CLAIMS INCURRED	
Ontario insurance in force (gross).....	231,500	Premiums—Ontario (net).....	\$23,150
Canadian insurance in force (gross).....	491,500	Premiums—Canada (net).....	46,773
Total insurance in force (gross)....	9,880,572	Premiums—Total (net).....	738,335
		Benefits paid—Ontario (net).....	11,852
		Benefits paid—Canada (net).....	24,257
		Benefits paid—Total (net).....	418,268

**THE NATIONAL FRATERNAL SOCIETY OF THE DEAF\***

HEAD OFFICE, CHICAGO, ILLINOIS

Principal Office in Canada, Toronto, Ont.

*Manager or Chief Executive Officer in Canada.*—J. T. Shilton, 202 Dalhousie St., Toronto, Ont.*Chief or General Agent in Ontario.*—J. T. Shilton, 202 Dalhousie St., Toronto, Ont.

Assets.....	\$1,921,358	PREMIUMS WRITTEN—CLAIMS INCURRED	
Ontario insurance in force (gross).....	138,900	Premiums—Ontario (net).....	\$2,875
Canadian insurance in force (gross).....	164,299	Premiums—Canada (net).....	3,805
Total insurance in force (gross)....	4,810,203	Premiums—Total (net).....	118,244
		Benefits paid—Ontario (net).....	420
		Benefits paid—Canada (net).....	980
		Benefits paid—Total (net).....	68,214

\*See note on page 1.

## ONTARIO COMMERCIAL TRAVELLERS ASSOCIATION

HEAD OFFICE, LONDON, ONT.

*Organized.*—December 23, 1876. *Incorporated.*—September 13, 1880.

*Officers.*—Principal Officer, D. S. McGugan; Secretary, Geo. T. Hair; Treasurer, F. E. Harley; 1st Vice-President, A. S. Sippi; 2nd Vice-President, J. C. Doidge; Trustee, C. W. Nicholls.

*Auditors.*—A. G. Calder, F.C.A., J. W. Westervelt, C.A.

*Actuary.*—J. D. Buchanan, B.A., F.A.S.

*Governing Executive Authority (as at date of filing statement).*—A. S. Sippi, Geo. T. Hair, F. E. Harley.

### Summary of Funds

Balance of Mortuary Fund (ledger assets).....	\$1,090,809 58
Add non-ledger assets.....	31,940 80
Total Assets.....	\$1,122,750 38
Deduct unadmitted assets.....	\$20,886 26
Deduct due and accrued liabilities (except reserve).....	22,618 67
	43,504 93
Net Balance of All Funds.....	\$1,079,245 45
Reserve as per actuary's report.....	844,986 68
Balance—Surplus of Assets over all Liabilities and Reserve.....	\$234,258 77

### Statement for Year Ending 31st December, 1936

#### Assets

##### *Ledger Assets*

Book value of real estate held for sale.....	\$11,180 82
First mortgage loans on real estate.....	509,328 50
Amortized book value of bonds, debentures and debenture stocks:	
Not in default.....	\$475,799 28
In default.....	74,935 39
	550,734 67
Cash in other than chartered banks of Canada in Canada.....	19,565 59
Total Ledger Assets.....	\$1,090,809 58

##### *Non-Ledger Assets*

Interest accrued.....	31,940 80
Total Assets.....	\$1,122,750 38
Deduct deficiency of market under book value of bonds and debentures in default.....	20,886 26
Total Admitted Assets.....	\$1,101,864 12

#### Liabilities

Provision for unpaid death benefits.....	\$2,643 00
Other liabilities due and accrued—salaries.....	820 00
Special donations' reserve.....	41 93
Reserve for depreciation of securities.....	19,113 74
Total Liabilities (except Reserve).....	\$22,618 67
Net required reserve, per actuary's report, for outstanding contracts of Mortuary Fund.....	\$844,986 68

### Statement of Operations of Each Fund for Year Ending 31st December, 1936

#### MORTUARY FUND

Balance of fund (ledger assets), December 31, 1935.....	\$1,058,411 07
Income for the year:	
Premiums (with extra dues, etc.).....	\$24,708 00
Interest and rents.....	57,681 97
Total Income.....	82,389 97
Disbursements for the year—death claims.....	\$1,140,801 04
	35,007 00
	\$1,105,794 04
Deduct transfers to General Fund.....	14,984 46
Balance of Fund (Ledger Assets), December 31, 1936.....	\$1,090,809 58

## GENERAL FUND

Balance of fund (ledger assets), December 31, 1935.....		Nil
Disbursements for the year:		
<i>Head Office Expenses:</i>		
Salaries.....	\$5,043 00	
Postage.....	283 00	
Auditors' fees.....	600 00	
Actuaries' fees and expenses.....	100 00	
Travelling expenses.....	311 50	
Rents.....	1,080 00	
Printing and supplies.....	581 45	
Miscellaneous.....	1,921 65	
Total.....		\$9,920 60
<i>Agency and Organization Expenses:</i>		
Salaries.....	\$309 00	
Conference.....	496 81	
Total.....		805 81
<i>All Other Expenses:</i>		
Advertising.....	\$21 40	
Flowers.....	204 75	
Legal fees.....	89 63	
Inspectors' expense.....	254 74	
Taxes and licenses.....	335 24	
Telephone, telegrams and express.....	90 14	
Insurance.....	22 50	
Light and water.....	20 69	
Donations.....	177 00	
Grant—relief fund.....	2,500 00	
Office expenses.....	141 00	
Miscellaneous.....	400 96	
Total.....		4,258 05
Total Disbursements.....		\$14,984 46
		<u>\$14,984 46</u>
Add transfers from Mortuary Fund.....		14,984 46
Balance of Fund (Ledger Assets), December 31, 1936.....		<u>Nil</u>

## Exhibit of Policies (Whole Life)

	No.	Amount		No.	Amount
At end of 1935.....	2,466	\$1,502,886	Ceased by death.....	53	\$32,165
New issued.....	87	15,482	Ceased by lapse.....	89	42,830
Old increased.....		27,406			
Totals.....	<u>2,553</u>	<u>1,545,774</u>	At end of 1936.....	<u>2,411</u>	<u>1,470,779</u>

## Valuation Balance Sheet for Year Ending 31st December, 1936

## Assets

Total assets.....	\$1,123,691 99
Present value of future premiums.....	194,867 04
	<u>\$1,318,559 03</u>

## Liabilities

Liabilities.....	\$3,504 93
Present value of sums assured.....	1,039,853 72
Reserve for depreciation of securities.....	40,000 00
Surplus.....	235,200 38
	<u>\$1,318,559 03</u>

The basis of the above valuation was the British Offices Ultimate Table, OM (5).

The rate of interest used was 3%.

The amount of insurance valued was \$1,470,779.00.

The ratio of solvency is 121.71 %.

The valuation was made by J. D. Buchanan, B.A., F.A.S.

Bonds and Debentures Owned by the Society (*not in default*)

	Par Value	Book Value
Dominion of Canada, 4 ½ % <sup>or</sup> , 1957.....	\$25,000 00	\$24,317 50
Dominion of Canada, 4 % <sup>or</sup> , 1945.....	10,000 00	9,737 48
Dominion of Canada, 3 ½ % <sup>or</sup> , 1949.....	34,000 00	32,968 66
Province of Ontario, 4 ½ % <sup>or</sup> , 1949.....	20,000 00	19,512 50
Province of Saskatchewan, 4 ½ % <sup>or</sup> , 1955.....	10,000 00	9,696 00
Province of Saskatchewan, 4 ½ % <sup>or</sup> , 1951.....	12,000 00	10,994 12
Province of British Columbia, 5 % <sup>or</sup> , 1954.....	25,000 00	23,607 14
Province of Manitoba, 5 ½ % <sup>or</sup> , 1958.....	10,000 00	9,758 00
Province of Manitoba, 4 ½ % <sup>or</sup> , 1956.....	17,000 00	16,420 44
Canadian National Railways, 4 ½ % <sup>or</sup> , 1957.....	50,000 00	50,918 75
Hydro-Electric Power Comm., 3 ½ % <sup>or</sup> , 1937.....	27,500 00	24,434 39
City of Port Arthur, Ont., 5 % <sup>or</sup> , 1937.....	10,000 00	10,035 49
City of London, Ont., 4 ½ % <sup>or</sup> , 1943.....	5,000 00	4,766 61
City of Brandon, Man., 5 ½ % <sup>or</sup> , 1939.....	12,000 00	11,802 54
Town of Glace Bay, N.S., 6 % <sup>or</sup> , 1950.....	10,000 00	9,552 18
City of Cranbrook, B.C., 6 ½ % <sup>or</sup> , 1940.....	5,000 00	4,922 22
City of New Westminster, B.C., 6 % <sup>or</sup> , 1945.....	5,000 00	5,000 00
City of London, Ont., 5 ½ % <sup>or</sup> , 1941-42.....	10,000 00	10,066 00
City of Sydney, N.S., 5 ½ % <sup>or</sup> , 1954.....	24,000 00	24,000 00
City of Fort William, Ont., 5 % <sup>or</sup> , 1944.....	5,000 00	4,940 00
City of Calgary, Alta., 5 ½ % <sup>or</sup> , 1954.....	5,000 00	5,000 00
City of Edmonton, Alta., 5 ½ % <sup>or</sup> , 1952.....	13,500 00	13,422 84
District of Penticton, B.C., 6 % <sup>or</sup> , 1960.....	2,000 00	2,042 62
City of Edmonton, Alta., 5 ½ % <sup>or</sup> , 1945.....	4,500 00	4,510 18
City of Moose Jaw, Sask., 5 % <sup>or</sup> , 1953.....	5,000 00	4,910 90
City of Sarnia, Ont., 5 % <sup>or</sup> , 1941.....	10,000 00	9,930 86
Township of Stamford, Ont., 5 % <sup>or</sup> , 1943-45.....	14,157 46	14,040 82
Town of New Waterford, N.S., 5 ½ % <sup>or</sup> , 1949.....	10,000 00	10,000 00
City of Saskatoon, Sask., 5 % <sup>or</sup> , 1950.....	5,000 00	4,982 50
City of London, Ont., 4 ½ % <sup>or</sup> , 1947.....	10,000 00	10,008 12
City of London, Ont., 5 % <sup>or</sup> , 1947.....	5,000 00	4,965 60
City of London, Ont., 5 % <sup>or</sup> , 1943.....	4,000 00	3,993 60
County of Northumberland, N.B., 5 % <sup>or</sup> , 1956.....	10,000 00	8,875 00
City of Montreal, P.Q., 4 ½ % <sup>or</sup> , 1948.....	15,000 00	14,521 86
City of Montreal, P.Q., 4 ½ % <sup>or</sup> , 1950.....	15,000 00	14,382 36
City of Winnipeg, Man., 5 % <sup>or</sup> , 1943.....	8,000 00	7,762 00
Ontario Loan and Debenture Co., 4 % <sup>or</sup> , 1938.....	5,000 00	5,000 00
Ontario Loan and Debenture Co., 3 ½ % <sup>or</sup> , 1939.....	20,000 00	20,000 00
Totals.....	<u>\$487,657 46</u>	<u>\$475,799 28</u>

Bonds and Debentures Owned by the Society (*in default*)

	Par Value	Book Value	Market Value
Town of Riverside, Ont., 6 ½ % <sup>or</sup> , 1932.....	\$3,654 93	\$1,827 47	\$1,096 48
Town of Riverside, Ont., 5 ½ % <sup>or</sup> , 1932-44.....	9,375 50	4,687 75	2,812 65
Town of Ford City, Ont. (E. Windsor), 6 % <sup>or</sup> , 1942-44.....	15,000 00	7,500 00	7,500 00
Town of New Toronto, Ont., 6 ½ % <sup>or</sup> , 1938.....	4,000 00	4,064 00	3,600 00
Township of East York, Ont., 5 ½ % <sup>or</sup> , 1947.....	10,000 00	10,264 70	6,500 00
Township of East York, Ont., 5 % <sup>or</sup> , 1958.....	5,000 00	4,888 77	3,250 00
Township of East York, Ont., 5 % <sup>or</sup> , 1938.....	10,000 00	9,971 08	6,500 00
Township of Scarborough, Ont., 5 % <sup>or</sup> , 1941.....	5,000 00	5,000 00	3,250 00
Province of Alberta, 5 ½ % <sup>or</sup> , 1947.....	10,000 00	10,427 08	7,300 00
Province of Alberta, 4 ½ % <sup>or</sup> , 1956.....	17,000 00	16,304 54	12,240 00
Totals.....	<u>\$89,030 43</u>	<u>\$74,935 39</u>	<u>\$54,049 13</u>

## GRAND ORANGE LODGE OF BRITISH AMERICA\*

## HEAD OFFICE, TORONTO, ONT.

*Officers.*—President, J. Starr Tait; Vice-President, J. J. Williams, M.D.; Secretary-Treasurer, T. H. Bell.

*Directors.*—Lieut.-Col. T. A. Kidd, M.P.P.; J. J. Williams, M.D.; Major J. C. Boylen, James Harper, J. Starr Tait.

Assets.....	\$1,558,320	PREMIUMS WRITTEN—CLAIMS INCURRED	
Ontario insurance in force (gross).....	2,531,930	Premiums—Ontario (net).....	\$69,896
Canadian insurance in force (gross).....	3,391,180	Premiums—Canada (net).....	91,022
Total insurance in force (gross).....	3,571,330	Premiums—Total (net).....	95,258
		Benefits paid—Ontario (net).....	40,255
		Benefits paid—Canada (net).....	52,605
		Benefits paid—Total (net).....	52,605

\*See note on page 1.

## OTTAWA FIREMEN'S SUPERANNUATION AND BENEFIT FUND

HEAD OFFICE, OTTAWA, ONT.

*Incorporated.*—1917.*Officers.*—Principal Officer, Allan B. Turner; Secretary, J. J. O'Kelly; Treasurer, F. G. Kennedy.*Auditors.*—Milne, Steele & Co., C.A.*Actuary.*—H. B. Wickes, F.A.S.*Governing Executive Authority (as at date of filing statement).*—A. B. Turner, J. J. O'Kelly, S. B. Blackler, G. P. Gordon, A. M. McMillan, S. Orange, M. Dolman, H. Chatterton.

## Statement for Year Ending 31st December, 1936

## Assets

## Ledger Assets

Book value of bonds, debentures and debenture stocks:			
Not in default.....	\$490,827	89	
In default.....	49,915	50	
			\$540,743 39
Cash in chartered banks of Canada in Canada.....			1,712 38
Total Ledger Assets.....			\$542,455 77

## Non-Ledger Assets

Interest accrued.....			7,121 49
Total Assets.....			\$549,577 26
Deduct deficiency of market under book value of bonds and debentures in default.....			10,315 50
Total Admitted Assets.....			\$539,261 76

## Liabilities†

## Statement of Operations of Each Fund for Year Ending 31st December, 1936

## SUPERANNUATION AND BENEFIT FUND

Balance of fund (ledger assets), December 31, 1935.....			\$506,690 86
Income for the year:			
Interest.....	\$21,289	40	
Pay-roll contributions.....	24,704	19	
Grant—City of Ottawa.....	7,000	00	
Total Income.....			52,993 59
			\$559,684 45
Disbursements for the year:			
Superannuation payments.....	\$14,608	41	
Death benefits.....	2,000	00	
Total Disbursements.....			16,608 41
			\$543,076 04
Deduct transfers to General Fund.....			620 27
Balance of Fund (Ledger Assets), December 31, 1936.....			\$542,455 77

## GENERAL FUND

Balance of fund (ledger assets), December 31, 1935.....			Nil
Disbursements for the year:			
Salaries.....	\$450	00	
Printing and supplies.....	9	54	
Miscellaneous.....	160	73	
Total Disbursements.....			\$620 27
			620 27
Add transfers from Superannuation and Benefit Fund.....			620 27
Balance of Fund (Ledger Assets), December 31, 1936.....			Nil

†The last actuarial valuation of this fund was as of December 31, 1934. See page 224 of the Report of Business for 1935. See also *Insurance Act*, R.S.O. 1927, c. 222, secs. 220 (4) and 234, *re* societies with membership limited to government or municipal employees.

Bonds and Debentures Owned by the Society (*not in default*)

	Par Value	Book Value
Dominion of Canada, 4 ½%, 1956.....	\$13,000 00	\$14,137 50
Dominion of Canada, 4 ½%, 1958.....	56,000 00	61,166 50
Canadian National Railways, 5%, 1954.....	10,000 00	11,910 00
Canadian National Railways, 4 ½%, 1957.....	64,000 00	63,622 50
Province of British Columbia, 6%, 1947.....	20,000 00	19,875 00
Province of British Columbia, 5%, 1954.....	10,000 00	9,300 00
Province of Manitoba, 6%, 1947.....	25,000 00	25,125 00
Province of Manitoba, 5 ½%, 1955.....	11,000 00	11,605 00
Province of New Brunswick, 5 ½%, 1952.....	10,000 00	11,550 00
Province of New Brunswick, 5%, 1954.....	2,000 00	2,240 00
Province of New Brunswick, 5%, 1957.....	35,000 00	39,662 00
Province of New Brunswick, 5%, 1960.....	8,000 00	8,000 00
Province of New Brunswick, 5%, 1963.....	4,000 00	4,000 00
Province of Ontario, 5%, 1948.....	30,000 00	30,096 29
Province of Ontario, 5%, 1960.....	10,000 00	11,678 00
Province of Nova Scotia, 5%, 1959.....	1,000 00	1,175 00
Province of Nova Scotia, 5%, 1960.....	10,000 00	11,862 50
Province of Quebec, 4 ½%, 1963.....	20,000 00	22,750 00
Province of Saskatchewan, 6%, 1952.....	22,000 00	23,795 00
Province of Saskatchewan, 4%, 1953.....	5,000 00	4,537 50
Province of Saskatchewan, 4%, 1954.....	15,000 00	13,537 50
Ontario Hydro-Electric Power Comm., 3 ½-4-5%, 1952.....	49,000 00	45,325 00
Ontario Hydro-Electric Power Comm., 4 ½%, 1960.....	10,000 00	10,624 00
Ontario Hydro-Electric Power Comm., 4 ¾%, 1970.....	4,000 00	4,753 60
City of Montreal, 5%, 1945.....	20,000 00	19,450 00
City of Vancouver, 5%, 1970.....	10,000 00	9,050 00
Totals.....	\$474,000 00	\$490,827 89

Bonds and Debentures Owned by the Society (*in default*)

	Par Value	Book Value	Market Value
Town of New Toronto, 5%, 1940.....	\$2,000 00	\$1,939 60	\$1,800 00
Town of New Toronto, 5%, 1942.....	7,000 00	6,776 70	6,300 00
Town of New Toronto, 5%, 1943.....	3,000 00	2,899 20	2,700 00
Province of Alberta, 4 ½%, 1960.....	40,000 00	38,300 00	28,800 00
Totals.....	\$52,000 00	\$49,915 50	\$39,600 00

## THE OTTAWA POLICE BENEFIT FUND ASSOCIATION

HEAD OFFICE, OTTAWA, ONT.

*Incorporated.*—1926.*Officers.*—Principal Officer, Aubrey A. Macdonald; Secretary, Joseph P. Downey; Treasurer, Emile Joliat; Trustee, Michael McKennirey; Trustee, John Cavan.*Auditors.*—A. A. Crawley & Co.*Actuary.*—H. B. Wickes, F.A.S.*Governing Executive Authority (as at date of filing statement).*—Magistrate Glenn E. Strike, Mayor Stanley Lewis, Judge Edward J. Daly.

## Statement for Year Ending 31st December, 1936

## Assets

## Ledger Assets

First mortgage loans on real estate.....		\$7,000 00
Book value of bonds, debentures and debenture stocks:		
Not in default.....	\$392,608 95	
In default.....	49,149 65	
Cash in chartered banks of Canada in Canada.....		816 89
Total Ledger Assets.....		\$449,575 49

## Non-Ledger Assets

Interest accrued.....		6,807 63
Total Assets.....		\$456,383 12
Deduct deficiency of market under book value of bonds and debentures in default.....		15,249 65
Total Admitted Assets.....		\$441,133 47

## Liabilities†

†For last actuarial valuation (as at December 31, 1933), see Report of Business for 1934. See also Special Report of Superintendent in Report of Business for 1934, page 226. See *Insurance Act*, R.S.O. 1927, c. 222, secs. 220 (4) and 234, *re* societies with membership limited to government or municipal employees.

## Statement of Operations of Each Fund for Year Ending 31st December, 1936

## SUPERANNUATION AND BENEFIT FUND

Balance of fund (ledger assets), December 31, 1935.....		\$415,850 80
Income for the year:		
Member assessments.....	\$28,878 53	
Interest.....	19,231 45	
Profit on sale of securities.....	2,860 29	
Miscellaneous revenue.....	139 97	
Total Income.....		51,110 24
		<u>\$466,961 04</u>
Disbursements for the year:		
Pensions.....	\$13,825 00	
Death benefit.....	3,143 42	
Total Disbursements.....		16,968 42
		<u>\$449,992 62</u>
Deduct transfers to General Fund.....		500 00
Balance of Fund (Ledger Assets), December 31, 1936.....		<u><u>\$449,492 62</u></u>

## GENERAL FUND

Balance of fund (ledger assets), December 31, 1935.....		\$46 27
Disbursements for the year:		
<i>Head Office Expenses:</i>		
Salaries.....	\$150 00	
Auditors' fees.....	100 00	
Rents.....	25 00	
Miscellaneous.....	57 40	
Total.....		\$332 40
<i>All Other Expenses:</i>		
Legal fees.....	\$76 00	
Taxes and licenses.....	55 00	
Total.....		131 00
Total Disbursements.....		463 40
		<u>\$417 13</u>
Add transfers from Superannuation and Benefit Fund.....		500 00
Balance of Fund (Ledger Assets), December 31, 1936.....		<u><u>\$82 87</u></u>

## Bonds and Debentures Owned by the Society (not in default)

	Par Value	Book Value
Dominion of Canada, 4 ½%, 1958.....	\$10,000 00	\$10,426 21
Dominion of Canada, 4 ½%, 1959.....	5,000 00	5,111 36
Dominion of Canada, 3 ½%, 1949.....	10,000 00	10,174 58
Canadian National Railways Co., 5%, 1954.....	14,000 00	14,539 17
Province of British Columbia, 6%, 1946.....	16,000 00	16,526 40
Province of British Columbia, 6%, 1947.....	5,000 00	4,985 53
Province of British Columbia, 5%, 1953.....	15,000 00	14,281 27
Province of British Columbia, 4 ½%, 1969.....	10,000 00	9,599 06
Province of Saskatchewan, 4 ½%, 1955.....	10,000 00	9,953 33
Province of Saskatchewan, 5%, 1958.....	17,500 00	16,335 25
Province of Manitoba, 6%, 1947.....	15,000 00	15,468 40
Province of Manitoba, 5 ½%, 1955.....	10,000 00	9,669 13
Province of Manitoba, 5 ½%, 1958.....	20,000 00	19,064 97
Province of Ontario, 5 ½%, 1947.....	5,000 00	5,873 02
Province of New Brunswick, 5 ½%, 1952.....	10,000 00	10,891 04
Province of New Brunswick, 5%, 1957.....	20,000 00	20,975 10
Province of New Brunswick, 5%, 1960.....	10,000 00	10,470 60
Province of New Brunswick, 5%, 1963.....	20,000 00	20,000 00
Province of Nova Scotia, 4 ½%, 1960.....	30,000 00	29,756 43
Province of Nova Scotia, 4 ½%, 1961.....	5,000 00	4,988 98
Temiskaming & Northern Ontario Railway, 4%, 1968.....	20,000 00	20,781 25
St. John Dry Dock Company, 3 ½%, 1952.....	24,000 00	24,000 00
St. John Dry Dock Company, 3 ½%, 1952.....	16,000 00	16,000 00
Hydro-Electric Power Comm. of Ontario, 4 ¾%, 1970.....	35,000 00	35,856 31
City of Ottawa, Ont., 4 ½%, 1962.....	5,000 00	4,930 11
City of Quebec, 4 ½%, 1950.....	17,000 00	17,644 96
City of Hull, 5%, 1954.....	4,000 00	3,960 25
Town of Kenora, Ont., 5%, 1951.....	5,000 00	5,031 17
Town of Kenora, Ont., 5%, 1952.....	5,000 00	5,031 91
Township of Gloucester, Ont., 6%, 1938.....	283 16	283 16
Totals.....	<u>\$388,783 16</u>	<u>\$392,608 95</u>

Bonds and Debentures Owned by the Society (*in default*)

	Par Value	Book Value	Market Value
Township of Sandwich West, Ont., 5 ½ %, 1937...	\$5,000 00	\$4,999 11	\$1,500 00
Province of Alberta, 4 ½ %, 1956.....	20,000 00	19,596 31	14,400 00
Province of Alberta, 4 ½ %, 1957.....	10,000 00	9,836 31	7,200 00
Province of Alberta, 4 ½ %, 1958.....	5,000 00	4,856 34	3,600 00
Province of Alberta, 4 ½ %, 1961.....	10,000 00	9,861 58	7,200 00
Totals.....	\$50,000 00	\$49,149 65	\$33,900 00

## SUPREME COUNCIL OF THE ROYAL ARCANUM\*

HEAD OFFICE, BOSTON, MASS.

Principal Office in Canada, Hamilton, Ont.

*Manager or Chief Executive Officer in Canada.*—Lyman Lee, K.C., Hamilton, Ont.*Chief or General Agent in Ontario.*—Lyman Lee, K.C., Birks Building, Hamilton, Ont.

		PREMIUMS WRITTEN—CLAIMS INCURRED	
Assets.....	\$30,438,914	Premiums—Ontario (net).....	\$31,181
Ontario insurance in force (gross).....	988,572	Premiums—Canada (net).....	100,202
Canadian insurance in force (gross).....	2,981,865	Premiums—Total (net).....	4,731,106
Total insurance in force (gross).....	95,360,648	Benefits paid—Ontario (net).....	31,130
		Benefits paid—Canada (net).....	76,743
		Total benefits paid (net).....	3,945,354

## SLOVENE NATIONAL BENEFIT SOCIETY\*

HEAD OFFICE, CHICAGO, ILL.

Principal Office in Canada, Toronto, Ont.

*Manager or Chief Executive Officer in Canada.*—Joseph Petrie, 6 Dundee Ave. East, Toronto, Ont.

		PREMIUMS WRITTEN—CLAIMS INCURRED	
Assets.....	\$5,743,298	Premiums—Ontario (net).....	\$1,632
Ontario insurance in force (gross).....	34,950	Premiums—Canada (net).....	7,117
Canadian insurance in force (gross).....	180,600	Premiums—Total (net).....	906,288
Total insurance in force (gross).....	25,807,449	Benefits paid—Ontario (net).....	260
		Benefits paid—Canada (net).....	4,641
		Total benefits paid (net).....	617,112

## THE SONS OF ENGLAND BENEFIT SOCIETY

HEAD OFFICE, TORONTO, ONT.

*Incorporated.*—February 19, 1875.*Officers.*—Principal Officer, A. V. Hardwick; Secretary, Wm. V. Oglesby; Treasurer, Edward C. Green; Past President, Arthur J. Taylor; Vice-President, S. W. Oakley; Councillor, Rev. Canon Baynes-Reed.*Auditors.*—Sharp, Milne & Co., C.A.'s.*Actuary.*—S. H. Pipe, F.A.S., A.I.A.*Governing Executive Authority.*—Supreme Council consisting of above-mentioned Officers.

## Summary of Funds

Balances of funds, December 31, 1936:			
Mortuary Fund.....	\$335,615 05		
Guarantee Fund.....	9,811 70		
Funeral Fund.....	32,692 47		
Supreme Lodge Expense Fund.....	7,770 09		
Widows' and Orphans' Fund.....	1,468 19		
Shakespeare Memorial Fund.....	383 72		
General Fund.....	71,927 56		
Total Ledger Assets.....		\$459,668 78	
Add non-ledger assets.....		4,622 11	
Total Assets.....		\$464,290 89	
Deduct unadmitted assets.....	\$5,170 62		
Deduct due and accrued liabilities (except reserve).....	5,560 35		
		10,730 97	
Net Balance of All Funds.....		\$453,559 92	
Reserve as per actuary's report.....		282,095 00	
Balance—Surplus of Assets over all Liabilities and Reserve.....		\$171,464 92	

\*See note on page 1.



## Statement for Year Ending 31st December, 1936

## Assets

<i>Ledger Assets</i>		
Book value of real estate:		
Office premises.....	\$36,906 93	
Held for sale.....	250 00	
		\$37,156 93
First mortgage loans on real estate.....		5,884 00
Loans and liens on policies.....		20,350 49
Amortized book value of bonds, debentures and debenture stocks:		
Not in default.....	\$358,749 75	
In default.....	18,520 62	
		377,270 37
Cash on hand and in banks:		
On hand at head office.....	\$172 67	
In chartered banks of Canada in Canada.....	18,834 32	
		19,006 99
Total Ledger Assets.....		<u>\$459,668 78</u>

*Non-Ledger Assets*

Interest due and accrued.....		\$4,466 11
Rents due.....		156 00
Total Non-Ledger Assets.....		<u>\$4,622 11</u>
Total Assets.....		\$464,290 89
Deduct deficiency of market under book value of bonds and debentures in default..		4,670 62
Deduct chattel mortgage disallowed.....		500 00
Total Admitted Assets.....		<u>\$459,120 27</u>

## Liabilities

Present value of matured death claims.....		\$4,905 00
Shakespeare Memorial Fund.....		383 72
Other liabilities due and accrued.....		271 63
Total Liabilities (except Reserve).....		<u>\$5,560 35</u>
Net required reserve, per actuary's report, for outstanding contracts of:		
Mortuary Fund.....	\$279,095 00	
Provision for additional expense.....	3,000 00	
Total Reserve.....		<u>\$282,095 00</u>

## Statement of Operations of Each Fund for Year Ending 31st December, 1936

## MORTUARY FUND

Balance of fund (ledger assets), December 31, 1935.....		\$324,288 30
Income for the year:		
Premiums (with extra dues, etc.).....	\$34,668 47	
Interest and rents.....	19,650 12	
Profit on sale of securities.....	209 10	
Total Income.....		<u>\$54,527 69</u>
		\$378,815 99
Disbursements for the year:		
Death claims.....	\$32,914 38	
Surrender values.....	4,148 17	
Total Disbursements.....		<u>\$37,062 55</u>
		\$341,753 44
Add transfers from Juvenile Fund.....		458 84
		<u>\$342,212 28</u>
Deduct transfers to General Fund.....		6,597 23
Balance of Fund (Ledger Assets), December 31, 1936.....		<u>\$335,615 05</u>

## GUARANTEE FUND

Balance of fund (ledger assets), December 31, 1935.....		\$9,653 17
Income for the year:		
Premiums.....	\$503 97	
Interest.....	536 84	
Total Income.....		<u>1,040 81</u>
		\$10,693 98
Deduct transfers to General Fund.....		882 28
Balance of Fund (Ledger Assets), December 31, 1936.....		<u>\$9,811 70</u>

## JUVENILE FUND

Balance of fund (ledger assets), December 31, 1935.....	\$458 84
Deduct transfers to Mortuary Fund.....	458 84
Balance of Fund (Ledger Assets), December 31, 1936.....	<u>Nil</u>

## FUNERAL FUND

Balance of fund (ledger assets), December 31, 1935.....		\$37,007 11
Income for the year:		
Assessments.....	\$24,045 44	
Interest and rents.....	1,933 58	
Profit on sale of securities.....	504 03	
Total Income.....		26,483 05
Disbursements for the year—funeral claims.....		\$63,490 16
		27,980 00
Deduct transfers to General Fund.....		\$35,510 16
		2,817 69
Balance of Fund (Ledger Assets), December 31, 1936.....		<u>\$32,692 47</u>

## SUPREME LODGE EXPENSE FUND

Balance of fund (ledger assets), December 31, 1935.....		\$14,700 41
Income for the year:		
Assessments.....	\$5,813 15	
Interest.....	188 73	
Total Income.....		6,001 88
Disbursements for the year—expenses Supreme Lodge convention.....		\$20,702 29
		12,472 47
Deduct transfers to General Fund.....		\$8,229 82
		459 73
Balance of Fund (Ledger Assets), December 31, 1936.....		<u>\$7,770 09</u>

## WIDOWS' AND ORPHANS' FUND

Balance of fund (ledger assets), December 31, 1935.....		\$1,411 14
Income for the year—interest.....		57 05
Balance of Fund (Ledger Assets), December 31, 1936.....		<u>\$1,468 19</u>

## SHAKESPEARE MEMORIAL FUND

Balance of fund (ledger assets), December 31, 1935.....		\$368 79
Income for the year:		
Contributions.....	\$10 00	
Interest.....	4 93	
Total Income.....		14 93
Balance of Fund (Ledger Assets), December 31, 1936.....		<u>\$383 72</u>

## GENERAL FUND

Balance of fund (ledger assets), December 31, 1935.....		\$76,492 79
Income for the year:		
Assessments, dues, fees and fines.....	\$9,201 50	
Advertising in S.O.E. Record.....	293 72	
Lodge supplies.....	2,999 93	
Interest.....	1,202 97	
Rents.....	4,463 04	
Defunct lodge funds.....	181 45	
Profit on sale of securities.....	847 38	
Total Income.....		19,189 99
Disbursements for the year:		\$95,682 78
<i>Head Office Expenses:</i>		
Salaries.....	\$10,950 76	
Directors' fees.....	317 00	
Auditors' fees.....	250 00	
Supreme President's office expenses.....	150 00	
Travelling expenses.....	624 10	
Rents.....	1,250 00	
Printing and supplies.....	299 01	
Total.....		\$13,840 87

<i>Agency and Organization Expenses:</i>			
Bonuses to members.....	\$903 95		
Organizing new lodges.....	91 25		
Travelling expenses.....	507 19		
Total.....		\$1,502 39	
<i>All Other Expenses:</i>			
Expenses from other funds.....	\$3,216 50		
Advertising.....	124 85		
Honorarium, Supreme President.....	225 00		
Grants.....	124 00		
Additions to office furniture.....	18 00		
Legal fees.....	27 00		
Sickness benefit.....	227 28		
Taxes and licenses.....	2,034 79		
Telephone, telegrams, express, exchange and postage.....	732 67		
Unemployed members.....	1,376 38		
Light, fuel and water.....	871 76		
Fire insurance.....	291 63		
Lodge supplies.....	1,761 45		
Maintenance of Building.....	811 52		
Official publications.....	4,707 66		
Mortgages written down.....	1,500 00		
Meeting of Supreme Body.....	527 04		
Jewels for presentation.....	243 03		
Miscellaneous.....	348 33		
Total.....		19,168 89	
Total Disbursements.....			\$34,512 15
Add transfers from: Mortuary Fund.....	\$6,597 23		\$61,170 63
Funeral Fund.....	2,817 69		
Guarantee Fund.....	882 28		
Supreme Lodge Expense Fund.....	459 73		
		10,756 93	
Balance of Fund (Ledger Assets), December 31, 1936.....			\$71,927 56

## Exhibit of Policies (Mortuary)

Classification	Whole Life Continuous Premiums		Whole Life Limited Payment Premiums		Totals		Totals for the Province only	
	No.	Amount	No.	Amount	No.	Amount	No.	Amount
At end of 1935.....	700	\$608,667 50	284	\$280,265 00	984	\$888,932 50	738	\$654,510 00
New issued.....	9	10,250 00	23	28,250 00	32	38,500 00	23	26,750 00
Bonus additions.....		7,986 75		2,926 50		10,913 25		8,072 25
Transferred from Juvenile Dept.....			40	10,000 00	40	10,000 00	25	7,000 00
Totals.....	709	\$626,904 25	347	\$321,441 50	1,056	\$948,345 75	786	\$696,332 25
Less ceased by:								
Death.....	33	\$29,331 88	3	\$3,582 50	36	\$32,914 38	26	\$22,221 25
Surrender.....	10	7,485 00	10	11,322 50	20	18,807 50	14	13,515 00
Lapse.....	1	218 00	5	5,250 00	6	5,468 00	3	2,218 00
Decrease.....		463 37	3		3	463 37		419 00
Total ceased.....	44	\$37,498 25	21	\$20,155 00	65	\$57,653 25	43	\$38,373 25
At end of 1936.....	665	\$589,406 00	326	\$301,286 50	991	\$890,692 50	743	\$657,959 00

Particulars of distribution of surplus during last three years—1 ½ per cent. bonus distribution in years 1934 and 1936 applied to policies.

## Valuation Balance Sheet for Year Ending 31st December, 1936

## MORTUARY FUND

## Assets

Bonds and debentures not in default.....	\$288,948 20
Bonds and debentures in default.....	8,860 00
Accrued interest.....	3,109 98
Cash.....	13,048 96
Policy loans.....	20,350 49
	<u>\$334,317 63</u>

## Liabilities

Reserve.....	\$269,599 00
Present value of 4 % to secretaries.....	9,496 00
Unpaid claims.....	1,090 00
Reserve for 1937 additional expenses.....	3,000 00
Surplus.....	51,132 63
	<u>\$334,317 63</u>

Ratio of solvency was 118.1 %.

Average rate of interest earned was 5.26 %.

Ratio of actual to expected claims on the gross amount at risk was 88.8 %.

Mortality table used was the American Men Ultimate Table AM(5) with interest at 4 %.

Amount of insurance valued was \$890,692.00.

The above valuation was compiled by S. H. Pipe, A.I.A., F.A.S.

## Schedule "C"

Bonds and Debentures Owned by the Society (*not in default*)

	Par Value	Book Value
Dominion of Canada Conversion Loan, 4 ½ %, 1959.....	\$72,000 00	\$72,465 06
Dominion of Canada National Service Loan, 5 %, 1941.....	35,000 00	35,621 46
Dominion of Canada Perpetual, 3 %, 1966.....	2,000 00	1,918 00
Province of New Brunswick, 5 ½ %, 1952.....	5,000 00	4,881 41
Province of New Brunswick, 5 ½ %, 1950.....	5,000 00	5,682 23
Province of Nova Scotia, 4 ½ %, 1952.....	5,000 00	5,047 32
Province of Saskatchewan, 6 %, 1952.....	6,000 00	5,461 80
Province of British Columbia, 6 %, 1947.....	6,000 00	5,665 32
Province of Manitoba, 6 %, 1947.....	5,000 00	4,811 70
Province of Manitoba, 6 %, 1947.....	8,000 00	8,380 88
Dominion of Canada Guaranteed C.N.R., 5 %, 1954.....	20,000 00	20,362 00
Dominion of Canada Guaranteed C.N.R., 5 %, 1969.....	5,000 00	5,247 44
City of Regina, 5 ½ %, 1949.....	5,000 00	5,189 44
City of North Bay, 5 %, 1941.....	5,000 00	4,989 83
City of Winnipeg, 4 ½ %, 1957.....	5,000 00	5,042 12
Town of Portage la Prairie, 5 %, 1948.....	5,000 00	5,026 89
Town of Smith's Falls, 5 %, 1943.....	3,000 00	3,000 00
City of Moose Jaw, 5 %, 1941.....	4,000 00	3,962 44
City of Toronto, 5 ½ %, 1945.....	5,000 00	4,935 55
Town of Cobourg, 5 ½ %, 1938.....	1,000 00	1,005 32
Town of Cobourg, 5 ½ %, 1939.....	2,000 00	2,015 79
Town of Cobourg, 5 ½ %, 1940.....	3,000 00	3,029 85
City of Oshawa, 5 ½ %, 1942.....	5,000 00	5,053 05
Town of Port Colborne, 5 %, 1955.....	5,000 00	4,910 05
City of Vancouver, 5 %, 1944.....	10,000 00	10,001 87
City of Saskatoon, 5 %, 1945.....	10,000 00	9,969 08
Town of Kapuskasing, 6 %, 1942.....	5,000 00	5,029 50
City of Montreal, 6 %, 1941.....	5,000 00	5,048 09
City of Quebec, 6 %, 1939.....	5,000 00	5,008 82
City of Edmonton, 5 ½ %, 1945.....	10,000 00	10,137 23
City of Victoria, 6 %, 1937.....	5,000 00	5,038 67
Montreal Protestant Schools, 5 %, 1944.....	5,000 00	5,007 51
Calgary School District, 5 %, 1952.....	10,000 00	10,002 48
Dominion of Canada Conversion Loan, 4 ½ %, 1959.....	5,000 00	5,000 00
Dominion of Canada Conversion Loan, 4 ½ %, 1959.....	13,000 00	13,000 00
City of Fort William, 6 %, 1962.....	5,000 00	5,486 40
City of Montreal, 4 ½ %, 1948.....	5,000 00	4,933 77
City of Montreal, 6 %, 1941.....	7,000 00	7,456 98
Dominion of Canada Perpetual, 3 %, 1966.....	4,000 00	3,836 00
City of Montreal Bonds, 6 %, 1941.....	3,000 00	3,195 85
Dominion of Canada National Service Loan, 5 %, 1941.....	1,000 00	982 91
Dominion of Canada Victory, 5 ½ %, 1937.....	150 00	150 00
Province of Manitoba, 6 %, 1947.....	2,000 00	2,095 22
Province of Ontario, 5 ½ %, 1947.....	8,000 00	7,984 42
Dominion of Canada Guaranteed C.N.R., 4 ½ %, 1957.....	14,000 00	15,680 00
Totals.....	<u>\$354,150 00</u>	<u>\$358,749 75</u>

## Schedule "D"

Bonds and Debentures Owned by the Society (*in default*)

	Par Value	Book Value	Market Value
Town of Weston, 5 %, 1941.....	\$2,000 00	\$2,038 81	\$1,500 00
City of Windsor, 5 %, 1940.....	1,000 00	1,000 10	750 00
Town of Leaside, 5 ½ %, 1958.....	5,000 00	5,097 43	5,000 00
Walkerville E. Windsor Water Comm., 5 ½ %, 1946	5,000 00	5,131 06	2,500 00
Province of Alberta, 6 %, 1947.....	5,000 00	4,811 70	3,750 00
Province of Alberta, 4 %, 1957.....	500 00	441 52	350 00
Totals.....	<u>\$18,500 00</u>	<u>\$18,520 62</u>	<u>\$13,850 00</u>

## SONS OF SCOTLAND BENEVOLENT ASSOCIATION

HEAD OFFICE, TORONTO, ONT.

*Organized.*—June 27, 1876. *Incorporated.*—April 8, 1880.

*Officers.*—Principal Officer, Dr. John Ferguson; Secretary, Robert Lewis; Treasurer, Geo. S. Fleming; Past Grand Chief, Rev. D. W. Christie; Grand Chieftain, W. A. Murray; Grand Medical Examiner, Dr. C. A. Warren.

*Auditors.*—John Archibald and T. O. Fraser.

*Actuary.*—Prof. M. A. Mackenzie.

*Governing Executive Authority (as at date of filing statement).*—Dr. John Ferguson, Rev. D. Wallace Christie, W. A. Murray, Robert Lewis, Geo. S. Fleming, Judge John Tytler, J. P. MacGregor, K.C., Geo. Anderson, J. S. Clouston, J. M. Duncan, G. W. Robertson.

### Summary of Funds

Balances of funds, December 31, 1936:	
Mortuary Fund.....	\$1,584,001 20
Sickness Fund.....	38,082 22
Juvenile Fund.....	3,200 91
General Fund.....	7,405 08
Total Ledger Assets.....	\$1,632,689 41
Add non-ledger assets.....	30,815 85
Total Assets.....	\$1,663,505 26
Deduct:	
Unadmitted assets.....	\$19,992 14
Due and accrued liabilities (except reserve).....	62,710 00
	82,702 14
Net Balance of All Funds.....	\$1,580,803 12
Reserve as per actuary's report.....	1,387,820 00
Balance—Surplus of Assets over all Liabilities and Reserve.....	\$192,983 12

### Statement for Year Ending 31st December, 1936

#### Assets

##### Ledger Assets

Loans and liens on policies.....	\$8,613 65
Amortized book value of bonds, debentures and debenture stocks:	
Not in default.....	\$1,527,569 88
In default.....	61,045 46
	1,588,615 34
Cash on hand and in banks.....	30,460 42
Deposit with Quebec Government.....	5,000 00
Total Ledger Assets.....	\$1,632,689 41

##### Non-Ledger Assets

Interest due and accrued.....	\$24,250 50
Collections reported, but not received by Head Office.....	6,565 35
Total Non-Ledger Assets.....	\$30,815 85
Total Assets.....	\$1,663,505 26
Deduct deficiency of market under book value of bonds and debentures in default.....	19,992 14
Total Admitted Assets.....	\$1,643,513 12

#### Liabilities

Provision for unpaid claims:	
Death benefits.....	\$9,560 00
Disability benefits.....	150 00
	\$9,710 00
Investment reserve.....	53,000 00
Total Liabilities (except Reserve).....	\$62,710 00
Net required reserve, per actuary's report, for outstanding contracts of:	
Mortuary Fund.....	\$1,328,550 00
Sickness Fund.....	57,600 00
Juvenile Fund.....	1,670 00
Total Reserve.....	\$1,387,820 00

## Statement of Operations of Each Fund for Year Ending 31st December, 1936

## MORTUARY FUND

Balance of fund (ledger assets), December 31, 1935.....		\$1,541,214 65
Income for the year:		
Premiums (with extra dues, etc.).....	\$84,540 06	
Interest and rents.....	70,642 57	
Profit on sale of securities.....	1,366 50	
Total Income.....		156,549 13
		<u>\$1,697,763 78</u>
Disbursements for the year:		
Death claims.....	\$72,834 60	
Surrender values.....	10,927 98	
Total Disbursements.....		83,762 58
		<u>\$1,614,001 20</u>
Deduct transfers to General Fund.....		30,000 00
Balance of Fund (Ledger Assets), December 31, 1936.....		<u><u>\$1,584,001 20</u></u>

## SICKNESS FUND

Balance of fund (ledger assets), December 31, 1935.....		\$35,893 38
Income for the year:		
Premiums.....	\$2,644 54	
Interest and rents.....	1,263 57	
Total Income.....		3,908 11
		<u>\$39,801 49</u>
Sickness claims disbursements.....		1,719 27
Balance of Fund (Ledger Assets), December 31, 1936.....		<u><u>\$38,082 22</u></u>

## JUVENILE FUND

Balance of fund (ledger assets), December 31, 1935.....		\$2,529 25
Income for the year:		
Premiums.....	\$663 15	
Interest.....	8 51	
Total Income.....		671 66
		<u>\$3,200 91</u>
Balance of Fund (Ledger Assets), December 31, 1936.....		<u><u>\$3,200 91</u></u>

## GENERAL FUND

Balance of fund (ledger assets), December 31, 1935.....		\$4,736 36
Income for the year—assessments, dues, fees and fines.....		12,370 00
		<u>\$17,106 36</u>
Disbursements for the year:		
<i>Head Office Expenses:</i>		
Salaries.....	\$9,283 75	
Directors' fees.....	1,445 30	
Auditors' fees.....	200 00	
Actuaries' fees and expenses.....	500 00	
Travelling expenses.....	781 20	
Rents.....	1,200 00	
Printing and supplies.....	1,641 05	
Miscellaneous.....	71 80	
Total.....		\$15,123 10
<i>Agency and Organization Expenses:</i>		
Commissions.....	\$625 75	
Salaries.....	14,535 00	
Travelling expenses.....	1,955 20	
Miscellaneous.....	700 25	
Total.....		17,816 20
<i>All Other Expenses:</i>		
Advertising.....	\$20 00	
Medical fees.....	644 00	
Taxes and licenses.....	571 82	
Telephone, telegrams and express.....	199 00	
Light, fuel and water.....	35 28	
Miscellaneous.....	5,291 88	
Total.....		6,761 98
Total Disbursements.....		<u>39,701 28</u>
		<u>\$22,594 92</u>
Add transfers from Mortuary Fund.....		30,000 00
Balance of Fund (Ledger Assets), December 31, 1936.....		<u><u>\$7,405 08</u></u>

## Exhibit of Policies (Mortuary)

Classification	Whole Life Continuous Premiums		Whole Life Limited Payment Premiums		Endowment Assurances	
	No.	Amount	No.	Amount	No.	Amount
At end of 1935.....	4,200	\$2,499,500 00	1,476	\$848,250 00	482	\$266,000 00
New issued.....	542	198,625 00	506	259,875 00	160	82,750 00
Old revived.....	10	5,500 00	17	8,750 00	6	7,000 00
Transferred to.....						
Totals.....	4,752	\$2,703,625 00	1,999	\$1,116,875 00	648	\$355,750 00
Less ceased by:						
Death.....	68	\$53,750 00	4	\$2,250 00	2	\$1,500 00
Surrender.....	58	34,750 00	13	5,750 00	5	2,000 00
Lapse.....	381	159,875 00	169	85,000 00	68	25,000 00
Decrease.....		2,000 00		500 00		
Total ceased.....	507	\$250,375 00	186	\$93,500 00	75	\$28,500 00
At end of 1936.....	4,245	\$2,453,250 00	1,813	\$1,023,375 00	573	\$327,250 00

Classification	Other Plans		Bonus Additions	Totals		Totals for the Province only	
	No.	Amount		No.	Amount	No.	Amount
At end of 1935.....	406	\$106,734 00	\$267,460 00	6,564	\$3,987,944 00	4,375	\$2,825,405 00
New issued.....	62	17,158 00	1,270	558,408 00	819	327,405 00	
Old revived.....			1,110 00	33	22,360 00	27	19,550 00
Transferred to.....						5	2,080 00
Totals.....	468	\$123,892 00	\$268,570 00	7,867	\$4,568,712 00	5,226	\$3,174,440 00
Less ceased by:							
Death.....	12	\$9,135 00	\$6,505 00	86	\$73,140 00	70	\$60,667 00
Surrender.....	3	1,277 00	13,790 00	79	57,567 00	54	41,517 00
Lapse.....			2,720 00	618	272,595 00	468	203,480 00
Decrease.....			30 00		2,530 00		2,000 00
Total ceased.....	15	\$10,412 00	\$23,045 00	783	\$405,832 00	592	\$307,664 00
At end of 1936.....	453	\$113,480 00	\$245,525 00	7,084	\$4,162,880 00	4,634	\$2,866,776 00

## Miscellaneous

Class or classes of members entitled in event of discontinuance of premium payment to benefit thereafter.—“Active” and “Juvenile” members.

Conditions as to membership, etc., under which such benefits are available.—Five full years' membership in the case of Paid-up Insurance, and twenty and ten years' full membership in the case of Cash Surrender Values. Endowment Insurance, ten years. Other insurance, twenty years.

Nature of benefits so granted.—Paid-up Insurance and Cash Surrender Values.

Particulars of distribution of surplus during last three years.—Bonus of 2% of insurance given to all “Active” and “Juvenile” members carrying Endowment Policies in 1933 and 1935, who were in good standing for two full years prior thereto.

## Valuation Balance Sheet for Year Ending 31st December, 1936

## MORTUARY FUND

## Liabilities

Net reserve on outstanding insurance.....	\$1,141,190 00
Net reserve on bonus additions.....	148,360 00
Reserve for bonus in 1937.....	39,000 00
Death claims in course of settlement.....	9,560 00
Investment reserve.....	50,000 00
Surplus.....	226,060 00
	<u>\$1,614,170 00</u>

## Assets

Total ledger assets.....	\$1,584,000 00
Non-ledger assets.....	30,170 00
	<u>\$1,614,170 00</u>

The above valuation was made on the basis of the British Offices Males' Experience (OM) with interest at 3½%.

The amount of insurance valued was \$3,917,355.00, with vested bonus additions of \$245,525.00.

The ratio of actual to expected claims was 67.4%.

Rate of interest earned on all funds was 4.72%.

## JUVENILE FUND

## Liabilities

Net reserve on outstanding certificates.....	\$1,670 00
Surplus.....	1,570 00
	<u>\$3,240 00</u>

## Assets

Ledger assets.....	\$3,200 00
Non-ledger assets.....	40 00
	<u>\$3,240 00</u>

The net reserve was arrived at by accumulating the gross premiums (excluding those paid in year of issue) to the end of 1936, with interest at 3 ½ %.

Number of certificates valued was 247.

## SICKNESS FUND

## Liabilities

Present value of benefits.....	\$57,600 00
Investment reserve.....	3,000 00
Surplus.....	7,990 00
	<u>\$68,590 00</u>

## Assets

Ledger assets.....	\$38,080 00
Non-ledger assets.....	610 00
Present value of future premiums.....	29,900 00
	<u>\$68,590 00</u>

The valuation was made upon the basis of the experience of the Manchester Unity of Oddfellows, with suitable modifications, combined with the mortality deduced from the same experience.

Rate of interest used was 3 ½ %.

The number of certificates valued was 299.

All the above valuations were made by Prof. M. A. Mackenzie, M.A., Fellow of the British Institute of Actuaries.

Bonds and Debentures Owned by the Society (*not in default*)

	Par Value	Book Value
Dominion of Canada Refunding Loan, 5 %, 1943.....	\$25,000 00	\$24,794 86
Dominion of Canada, 4 ½ %, 1940.....	100,000 00	99,076 00
Dominion of Canada National Service, 5 %, 1941.....	20,000 00	19,886 62
Dominion of Canada Conversion Loan, 4 ½ %, 1959.....	20,000 00	19,382 00
Dominion of Canada, 4 ½ %, 1959.....	25,000 00	26,892 90
Dominion of Canada Perpetuals, 3 %, 1966.....	90,000 00	87,350 24
Dominion of Canada, 4 ½ %, 1958.....	40,000 00	42,817 30
Dominion of Canada, 3 ½ %, 1966.....	40,000 00	39,940 61
Canadian National Rly. Bonds (guar. by Dom. Govt.), 5 %, 1954..	35,000 00	35,292 34
Canadian National Rly. Bonds (guar. by Dom. Govt.), 5 %, 1954..	100,000 00	101,359 36
Canadian National Rly. Bonds (guar. by Dom. Govt.), 5 %, 1954..	249,000 00	252,830 26
Canadian National Rly. Bonds (guar. by Dom. Govt.), 5 %, 1954..	30,000 00	30,284 58
Canadian National Rly. Bonds (guar. by Dom. Govt.), 5 %, 1954..	35,000 00	35,533 79
Canadian National Rly. Bonds (guar. by Dom. Govt.), 5 %, 1954..	40,000 00	41,215 32
Canadian National Rly. Bonds (guar. by Dom. Govt.), 5 %, 1954..	15,000 00	15,811 97
Canadian National Rly. Bonds (guar. by Dom. Govt.), 5 %, 1954..	12,000 00	12,325 32
Canadian National Rly. Bonds (guar. by Dom. Govt.), 5 %, 1954..	15,000 00	15,031 48
Canadian National Rly. Bonds (guar. by Dom. Govt.), 5 %, 1954..	5,000 00	4,967 63
Canadian National Rly. Debenture Stock, 3 ½ %, 1958.....	45,000 00	36,059 36
Province of Manitoba, 6 %, 1947.....	30,000 00	29,614 11
Province of Saskatchewan, 4 ½ %, 1951.....	20,000 00	18,802 00
Province of Manitoba, 5 %, 1959.....	15,000 00	14,966 96
Province of Ontario, 5 ½ %, 1947.....	50,000 00	52,650 00
Province of Ontario, 6 %, 1941.....	25,000 00	24,978 75
Province of Ontario, 5 %, 1948.....	40,000 00	40,115 86
Province of Ontario, 5 %, 1948.....	30,000 00	30,172 69
Province of Ontario, 5 ½ %, 1947.....	25,000 00	24,062 50
Province of Ontario, 6 %, 1941.....	15,000 00	15,147 00
Ontario Hydro-Electric Power Comm., 3 ½ -4-5 %, 1952.....	10,000 00	9,433 00
Ontario Hydro-Electric Power Comm., 3 ½ -4-5 %, 1952.....	10,000 00	9,472 91
Ontario Hydro-Electric Power Comm., 4 ¾ %, 1970.....	40,000 00	40,000 00
Ontario West Shore Railway, 5 %, 1938.....	17,000 00	17,107 98
Town of Haileybury, No. 1, 5 %, 1937-39.....	1,948 66	1,940 34
Town of Haileybury, No. 2, 5 %, 1937.....	1,570 83	1,527 49
Town of Kitchener, 4 ½ %, 1941.....	3,773 10	3,752 75
Town of Hanover, 6 %, 1937-42.....	2,500 59	2,500 59
Village of Brighton, 6 %, 1943.....	7,277 72	7,302 77
Town of Wingham, 5 %, 1943.....	1,839 37	1,773 84
Town of Whitby, 5 %, 1937-39.....	2,834 41	2,810 89



Bonds and Debentures Owned by the Society (*not in default*)

	Par Value	Book Value
Town of Chesley, 6%, 1943.....	\$2,311 95	\$2,363 06
Village of Maxville, 6%, 1937-45.....	5,188 46	5,235 54
City of Sault Ste. Marie, 5½%, 1945.....	10,000 00	9,860 31
Town of Smith's Falls, 5½%, 1937-45.....	16,742 21	16,465 68
City of St. Catharines, 5%, 1945.....	12,000 00	11,889 93
City of Toronto, 5½%, 1948.....	17,000 00	18,370 99
Township of York, 5%, 1949.....	25,000 00	25,221 42
City of Fort William, 5%, 1955.....	8,000 00	8,145 44
City of Toronto, 4%, 1948.....	8,273 22	7,568 17
City of Port Arthur, 5%, 1959.....	15,000 00	14,509 00
City of London, 5%, 1950-56.....	30,000 00	30,000 00
Town of Dundalk, 5%, 1947-50.....	19,864 12	20,141 28
City of Hamilton, 6%, 1961.....	10,000 00	10,000 00
City of Montreal, 6%, 1944.....	25,000 00	25,760 00
Dominion of Canada, 4½%, 1959.....	5,000 00	4,845 50
Dominion of Canada, 3½%, 1956-66.....	5,000 00	5,086 50
Canadian National Rly. Bonds (guar. by Dom. Govt.), 5%, 1954.....	13,000 00	13,200 49
Canadian National Rly. Bonds (guar. by Dom. Govt.), 5%, 1954.....	7,000 00	7,378 95
Dominion of Canada, 3¼%, 1956-66.....	2,500 00	2,543 25
<b>Totals.....</b>	<b>\$1,526,624 64</b>	<b>\$1,527,569 88</b>

Bonds and Debentures Owned by the Society (*in default*)

	Par Value	Book Value	Market Value
Town of Midland, 4½%, 1934-35.....	\$574 83	\$577 99	\$373 64
Town of Thorold, 5%, 1935-39.....	4,224 60	4,283 65	2,745 99
Town of Weston, 5%, 1940.....	15,892 93	15,892 93	11,919 70
Township of Scarborough, 5%, 1955-56.....	21,979 27	22,242 18	14,286 53
Township of Scarborough, 5%, 1943-45.....	15,042 24	15,013 51	9,777 46
Township of Scarborough, 5%, 1955-56.....	3,000 00	3,035 20	1,950 00
<b>Totals.....</b>	<b>\$60,713 87</b>	<b>\$61,045 46</b>	<b>\$41,053 32</b>

## CITY OF STRATFORD MUNICIPAL BENEFIT FUND

HEAD OFFICE, STRATFORD, ONT.

*Incorporated.*—April, 1930.*Officers.*—Principal Officer, R. J. Beatty; Secretary, A. S. Kappel; Treasurer, W. H. Gregory.*Auditors.*—F. P. Gibbs, C. A.*Governing Executive Authority (as at date of filing statement).*—T. E. Henry, C. E. Moore, F. E. Ingram, R. J. Beatty, A. S. Kappel, A. Parker, A. Templeton, W. H. Gregory.

## Statement for Year Ending 31st December, 1936

## Assets

## Ledger Assets

Book value of bonds, debentures and debenture stocks not in default.....	\$102,207 22
Cash in chartered banks of Canada in Canada.....	1,201 11
<b>Total Ledger Assets.....</b>	<b>\$103,408 33</b>

## Non-Ledger Assets

Interest accrued.....	2,140 37
<b>Total Admitted Assets.....</b>	<b>\$105,548 70</b>

## Liabilities†

Net required reserve, per actuary's report, for outstanding contracts of the Pension Fund.....	\$92,371 00
--	-------------

†For actuary's valuation balance sheet as of December 31, 1936, see page 176 of this Report. See also *Insurance Act*, R.S.O. 1927, c. 222, secs. 220 (4) and 234, *re* societies with membership limited to government or municipal employees.

## Statement of Operations of Each Fund for Year Ending 31st December, 1936

## BENEFIT FUND

Balance of fund (ledger assets), December 31, 1935.....		\$94,987 43
Income for the year:		
Members' assessments.....	\$1,467 58	
Special grants and assessments.....	3,736 26	
Interest received.....	4,544 21	
Total Income.....		\$9,748 05
		<u>\$104,735 48</u>
Disbursements for the year:		
Benefits and pensions.....		1,125 00
		<u>\$103,610 48</u>
Deduct transfers to General Fund.....		202 15
Balance of Fund (Ledger Assets), December 31, 1936.....		<u><u>\$103,408 33</u></u>

## GENERAL FUND

Balance of fund (ledger assets), December 31, 1935.....			Nil
Disbursements for the year:			
Head Office Expenses:			
Salaries.....	\$100 00		
Auditors' fees.....	35 00		
Total.....		\$135 00	
All Other Expenses:			
Legal fees.....	\$25 25		
Taxes and licenses.....	30 00		
Miscellaneous.....	11 90		
Total.....		67 15	
Total Disbursements.....			\$202 15
			<u>\$202 15</u>
Add transfers from Benefit Fund.....			202 15
Balance of Fund (Ledger Assets), December 31, 1936.....			<u><u>Nil</u></u>

## Valuation Balance Sheet for Year Ending 31st December, 1936

## Assets

Ledger assets.....	\$103,408 33
Non-ledger assets.....	2,140 37
	<u><u>\$105,548 70</u></u>

## Liabilities

Reserve for pensions in force.....	\$6,373 00
Future pensions.....	85,998 00
Surplus.....	13,177 70
	<u><u>\$105,548 70</u></u>

The basis of the above valuation was Rutherford's Annuity Tables, with interest at 4%.  
Rate of interest earned during 1936 was 4.78%.

The valuation was made by S. H. Pipe, F.A.S., A.I.A., F.A.I.A.

## Bonds and Debentures Owned by the Society (not in default)

	Par Value	Book Value
Dominion of Canada, 4 1/2 %, 1957.....	\$15,000 00	\$14,906 25
Dominion of Canada, 4 1/2 %, 1957.....	5,000 00	5,000 00
Dominion of Canada, 3 %, perpetual.....	10,000 00	9,650 00
Province of Manitoba, 4 %, 1950.....	5,000 00	4,925 00
Province of New Brunswick, 4 %, 1948.....	5,000 00	4,962 50
Province of Nova Scotia, 4 1/2 %, 1960.....	5,000 00	5,000 00
Province of Ontario, 5 1/2 %, 1946.....	5,000 00	4,850 00
Province of Quebec, 4 1/2 %, 1963.....	5,000 00	4,925 00
City of Toronto, 5 1/2 %, 1949.....	1,000 00	1,000 00
City of Stratford, 5 %, 1944.....	1,000 00	1,000 00
City of Stratford, 5 %, 1940.....	4,827 30	4,827 30
City of Stratford, 5 %, 1939.....	4,597 98	4,597 98
City of Stratford, 5 %, 1941.....	1,300 00	1,300 00
City of Stratford, 5 %, 1942.....	1,400 00	1,400 00
City of Stratford, 5 %, 1941.....	1,400 00	1,400 00
City of Stratford, 5 %, 1942.....	1,500 00	1,500 00
City of Stratford, 5 1/2 %, 1942.....	2,000 00	2,000 00
City of Stratford, 5 %, 1949.....	156 79	156 79
City of Stratford, 5 %, 1950.....	164 64	164 64

Bonds and Debentures Owned by the Society (*not in default*)

	Par Value	Book Value
City of Stratford, 5%, 1951	\$172 84	\$172 84
City of Stratford, 5%, 1952	181 49	181 49
City of Stratford, 5%, 1953	190 54	190 54
City of Stratford, 5%, 1954	200 04	200 04
City of Stratford, 5%, 1955	210 04	210 04
City of Stratford, 5%, 1956	220 54	220 54
City of Stratford, 5%, 1957	231 54	231 54
City of Stratford, 5%, 1958	243 17	243 17
City of Stratford, 5%, 1943	850 00	850 00
City of Stratford, 5%, 1944	900 00	900 00
City of Stratford, 5%, 1945	950 00	950 00
City of Stratford, 5%, 1946	1,000 00	1,000 00
City of Stratford, 5%, 1947	1,040 00	1,040 00
City of Stratford, 5%, 1948	1,100 00	1,100 00
City of Stratford, 5%, 1949	1,150 00	1,150 00
City of Stratford, 5%, 1949	2,200 00	2,200 00
City of Stratford, 5%, 1950	2,300 00	2,300 00
City of Stratford, 5%, 1944	1,474 31	1,474 31
City of Stratford, 5%, 1945	1,548 00	1,548 00
City of Stratford, 5%, 1937	1,600 00	1,600 00
City of Stratford, 5%, 1938	1,600 00	1,600 00
City of Stratford, 5%, 1939	1,700 00	1,700 00
City of Stratford, 5%, 1941	1,275 77	1,275 77
City of Stratford, 5%, 1947-51	1,303 48	1,303 48
McLeod Milling Co. (guar. City of Stratford), 5 ½%, 1939-43	4,000 00	4,000 00
Burritt & Co. (guar. Town of Mitchell), 5 ½%, 1943	1,000 00	1,000 00
Totals	<u>\$102,988 47</u>	<u>\$102,207 22</u>

## TORONTO FIRE DEPARTMENT SUPERANNUATION AND BENEFIT FUND

## HEAD OFFICE, TORONTO

*Organized.*—January 1, 1891.

*Officers.*—Chairman, Frederick Hamilton; Secretary, G. A. Lascelles; Treasurer, Geo. Wilson.

*Auditors.*—S. C. Scott, A.C.A.

*Governing Executive Authority (as at date of filing statement).*—Frederick Hamilton, Geo. Wilson, C. M. Colquhoun, K.C., Geo. Sinclair, G. A. Lascelles, H. J. W. Johnson

## Statement for Year Ending 31st December, 1936

## Assets

## Ledger Assets

Amortized book value of bonds, debentures and debenture stocks:		
Not in default	\$2,873,716 04	
In default	159,446 68	
		\$3,033,162 72
Cash in chartered banks of Canada in Canada		386 40
Total Ledger Assets		<u>\$3,033,549 12</u>

## Non-Ledger Assets

Interest accrued		\$30,257 35
Arrears of contributions		77 75
Total Non-Ledger Assets		<u>\$30,335 10</u>
Total Assets		<u>\$3,063,884 22</u>
Deduct deficiency of market under book value of bonds and debentures in default		41,162 70
Total Admitted Assets		<u>\$3,022,721 52</u>

## Liabilities†

Present value of retiring allowances payable by instalments		\$641 57
Total Liabilities (except Reserve)		<u>\$641 57</u>

†The last actuarial valuation of this fund was as of September 30, 1934, see page 178 of this Report. See *Insurance Act*, R.S.O. 1927, c. 222, secs. 220 (4) and 234, *re* societies with membership limited to government or municipal employees.

## Statement of Operations of Each Fund for Year Ending 31st December, 1936

## BENEFIT FUND

Balance of fund (ledger assets), December 31, 1935.....		\$2,859,529	48
Income for the year:			
Contributions.....	\$99,683	17	
Donations and fines.....	245	00	
Interest.....	135,250	72	
Exchange.....	53	25	
Grant from City of Toronto.....	27,300	00	
Total Income.....		262,532	14
		\$3,122,061	62
Disbursements for the year:			
Pensions.....	\$70,844	54	
Death claims.....	10,856	94	
Retiring allowances.....	5,976	33	
Total Disbursements.....		87,677	81
		\$3,034,383	81
Deduct transfers to General Fund.....		834	69
Balance of Fund (Ledger Assets), December 31, 1936.....		\$3,033,549	12

## GENERAL FUND

Balance of fund (ledger assets), December 31, 1935.....			Nil
Disbursements for the year:			
Salary.....	\$500	00	
License fee.....	150	00	
Postage and excise stamps.....	70	00	
Annual statement fee.....	5	00	
Printing and supplies.....	64	79	
Insurance premiums.....	44	90	
Total Disbursements.....		834	69
		\$834	69
Add transfers from Benefit Fund.....		834	69
Balance of Fund (Ledger Assets), December 31, 1936.....			Nil

## Valuation Balance Sheet for Year Ending 30th September, 1934

## Liabilities

Vested pensions.....	\$378,300	00
Provision for future pensions.....	3,399,400	00
Provision for death payments.....	271,400	00
Unadjusted claims.....	10,500	00
Surplus.....	200,200	00
	\$4,259,800	00

## Assets

Value of future contributions of members.....	\$1,441,300	00
Value of future contributions by city.....	201,700	00
Funds on hand.....	2,616,800	00
	\$4,259,800	00

Average rate of interest used was 4%.

The above valuation was compiled jointly by M. A. Mackenzie, F.I.A., and H. H. Wolfenden, F.I.A.

## Schedule "C"

## Bonds and Debentures Owned by the Society (not in default)

	Par Value	Book Value
Province of Ontario, 4 ½ %, 1950.....	\$35,000	\$34,142 26
Province of New Brunswick, 5 ½ %, 1945-52.....	54,500	62,009 36
Province of New Brunswick, 5 %, 1957-60.....	22,000	25,215 38
Province of New Brunswick, 4 ¾ %, 1955.....	10,000	10,807 99
Province of Nova Scotia, 5 %, 1960.....	18,000	21,478 64
Province of Prince Edward Island, 6 %, 1947.....	16,000	18,601 91
Province of Prince Edward Island, 4 ½ %, 1944.....	1,000	1,025 57
Province of Manitoba, 6 %, 1947.....	25,000	25,415 80
Province of Manitoba, 5 ½ %, 1955.....	25,000	24,884 89
Province of Saskatchewan, 6 %, 1952.....	10,000	10,075 00
Province of Saskatchewan, 5 ½ %, 1952.....	10,000	9,679 75
Dominion of Canada C.N.R., 5 %, 1954-69.....	93,000	101,780 02
Dominion of Canada C.N.R., 4 ½ %, 1957.....	15,000	16,707 21
Province of Ontario, H.E.P.C., 6 %, 1941-61.....	9,000	9,311 38
Province of Ontario, H.E.P.C., 3 ½-4.5 %, 1952.....	100	100 00

## Schedule "C"—Continued

Bonds and Debentures Owned by the Society (*not in default*)

	Par Value	Book Value
City of Toronto, 6%, 1937-51.....	\$309,000 00	\$328,731 51
City of Toronto, 5½%, 1938-62.....	331,300 00	345,375 72
City of Toronto, 5%, 1937-60.....	468,287 43	473,240 11
City of Toronto, 4½%, 1937-62.....	953,730 12	931,669 87
City of Toronto, 4%, 1937-58.....	81,406 66	74,914 10
City of Toronto, 3½%, 1944.....	1,594 66	1,467 01
Toronto Harbour Commission, 4½%, 1953.....	23,000 00	23,745 74
City of Hamilton, 6%, 1941-46.....	19,021 10	20,766 50
City of Hamilton, 5½%, 1939.....	3,000 00	3,102 31
City of Hamilton, 5%, 1943-61.....	67,000 00	70,688 53
City of London, 6%, 1948.....	10,000 00	11,878 85
City of London, 5%, 1945-54.....	2,000 00	2,138 11
City of London, 4½%, 1944.....	2,000 00	2,009 12
City of Ottawa, 6%, 1949.....	9,000 00	10,581 36
City of Ottawa, 5½%, 1951-61.....	8,000 00	9,787 80
City of Belleville, 6%, 1942.....	1,000 00	1,067 93
City of Belleville, 5%, 1938-43.....	8,914 92	9,061 23
City of Brantford, 5½%, 1937-52.....	4,200 00	4,297 65
City of Brantford, 5%, 1940-41.....	6,000 00	6,179 26
City of Galt, 5½%, 1944-64.....	11,000 00	13,154 47
City of St. Catharines, 5%, 1943.....	6,000 00	6,210 37
City of Peterborough, 6%, 1949-50.....	6,000 00	7,151 26
City of Fort William, 6%, 1950-53.....	9,000 00	9,606 79
City of Fort William, 4%, 1948-49.....	9,752 81	9,525 28
City of Ste. St. Marie, 5½%, 1942.....	10,000 00	10,000 00
City of Halifax, 6%, 1952.....	15,000 00	18,148 59
City of Halifax, 5½%, 1953.....	5,000 00	5,657 21
City of Halifax, 4½%, 1961.....	5,000 00	5,548 75
Town of Aurora, 5%, 1943-45.....	3,935 46	3,957 51
Town of Tilbury, 6%, 1943-48.....	9,571 78	10,241 87
Village of Forest Hill, 6%, 1940-47.....	17,887 69	18,291 86
County of Carleton, 5%, 1947-49.....	13,450 97	14,493 81
Township of Cornwall, 5½%, 1937-40.....	1,312 36	1,329 54
Township of Cornwall, 5%, 1937-40.....	1,799 21	1,809 62
Township of Nepean, 6%, 1961.....	10,000 00	10,288 70
Toronto Separate School Board, 5½%, 1939-40.....	13,000 00	13,117 98
Toronto Separate School Board, 5%, 1945.....	13,000 00	13,244 56
Totals.....	<u>\$2,812,765 17</u>	<u>\$2,873,716 04</u>

## Schedule "D"

Bonds and Debentures Owned by the Society (*in default*)

	Par Value	Book Value	Market Value
Province of Alberta, 6%, 1947.....	\$25,000 00	\$25,465 26	\$18,750 00
Province of Alberta, 5%, 1955.....	25,000 00	23,621 46	18,250 00
Town of Weston, 6½%, 1948-51.....	15,000 00	15,284 86	11,250 00
Town of New Toronto, 6%, 1946-47.....	15,000 00	14,769 28	13,500 00
Town of Midland, 5½%, 1938.....	6,000 00	6,000 00	3,900 00
Township of York, 5%, 1937-46.....	5,000 00	5,007 22	4,000 00
Township of East York, 5½%, 1934-45.....	7,000 00	7,162 48	4,550 00
Township of East York, 5%, 1935-46.....	22,715 60	22,591 85	14,765 14
Township of North York, 5%, 1938-42.....	14,520 93	14,544 27	13,068 84
Township of Scarborough, 5%, 1944-46.....	25,000 00	25,000 00	16,250 00
Totals.....	<u>\$160,236 53</u>	<u>\$159,446 68</u>	<u>\$118,283 98</u>

## TORONTO POLICE BENEFIT FUND

## HEAD OFFICE, TORONTO

Organized.—1882.

Officers.—Chairman, Geo. Elliott; Vice-Chairman, Fred J. Conboy; Secretary, G. A. Lascelles; Treasurer, Geo. Wilson.

Auditors.—S. C. Scott, A.C.A.

Governing Executive Authority (*as at date of filing statement*).—Geo. Elliott, Fred J. Conboy, Geo. Wilson, C. M. Colquhoun, K.C., Geo. A. Fraser, Chas. Greenwood, Douglas J. Marshall.

## Statement for Year Ending 31st December, 1936

## Assets

## Ledger Assets

First mortgage loans on real estate.....	\$40,000 00
Amortized book value of bonds, debentures and debenture stocks:	
Not in default.....	\$3,387,604 24
In default.....	239,431 83
Cash in chartered banks of Canada in Canada.....	1,778 90
Total Ledger Assets.....	<u>\$3,668,814 97</u>

*Non-Ledger Assets*

Interest accrued.....	\$53,449 33
Total Assets.....	\$3,722,264 30
Deduct deficiency of market under book value of bonds and debentures in default..	53,450 45
Total Admitted Assets.....	\$3,668,813 85

**Liabilities†**

Present value of matured death claims payable by instalments.....	\$3,150 00
Other liabilities due and accrued—actuarial fees.....	1,250 00
Total Liabilities (except Reserve).....	\$4,400 00

**Statement of Operations of Each Fund for Year Ending 31st December, 1936****BENEFIT FUND**

Balance of fund (ledger assets), December 31, 1935.....	\$3,388,328 67
Income for the year:	
Contributions.....	\$143,389 95
Interest.....	168,538 01
City grants.....	153,941 00
Exchange.....	58 18
Total Income.....	465,927 14
Disbursements for the year:	\$3,854 255 81
Pensions.....	\$164,561 63
Retiring allowances.....	11,769 65
Death claims.....	7,743 85
Total Disbursements.....	184,075 13
Deduct transfers to General Fund.....	\$3,670,180 68
	1,365 71
Balance of Fund (Ledger Assets), December 31, 1936.....	\$3,668,814 97

**GENERAL FUND**

Balance of fund (ledger assets), December 31, 1935.....	Nil
Disbursements for the year:	
Salaries.....	\$500 00
License fees.....	150 00
Imperial Bank—care of bonds.....	250 00
Insurance premiums.....	87 50
Postage and excise stamps.....	100 00
Annual statement fee.....	5 00
Printing and supplies.....	123 21
Medical services.....	150 00
Total Disbursements.....	\$1,365 71
Add transfers from Benefit Fund.....	\$1,365 71
	1,365 71
Balance of Fund (Ledger Assets), December 31, 1936.....	Nil

**Valuation Balance Sheet for the Year Ending 30th June, 1936****Liabilities**

Vested pensions.....	\$1,497,500 00
Pensions to survivors of present membership.....	6,542,200 00
Death or withdrawal allowances.....	159,600 00
Provision for future expenses.....	16,300 00
	\$8,215,600 00

**Assets**

Value of future contributions by members.....	\$1,551,200 00
Value of future grants by city.....	2,845,200 00
Funds on hand.....	3,578,900 00
Deficit.....	240,300 00
	\$8,215,600 00

Rate of interest used in the valuation was 4%.

The valuation was made by Prof. M. A. Mackenzie, M.A., F.I.A.

Adjustments are presently being considered to eliminate the existing deficit.

†The last actuarial valuation of this fund was as of June 30, 1936, see balance sheet above. The members have requested two additional independent valuations, and these are presently being compiled. See *Insurance Act*, R.S.O. 1927, c. 222, secs. 220 (4), and 234, *re* societies with membership limited to government or municipal employees.

## Schedule "C"

Bonds and Debentures Owned by the Society (not in default)

	Par Value	Book Value
Dominion of Canada Refunding Loan, 4 ½ %, 1944	\$30,000 00	\$28,647 25
Province of Ontario, 6 %, 1941-43	197,000 00	198,290 54
Province of Ontario, 5 ½ %, 1946-47	25,600 00	27,373 35
Province of New Brunswick, 5 ½ %, 1945-52	185,000 00	201,392 34
Province of New Brunswick, 5 %, 1957	5,000 00	5,619 93
Province of Nova Scotia, 5 %, 1959-60	56,000 00	64,503 31
Province of Nova Scotia, 4 ½ %, 1953-60	11,000 00	12,359 64
Province of Manitoba, 6 %, 1947	57,500 00	56,924 20
Province of Saskatchewan, 6 %, 1952	22,000 00	19,352 27
Province of Prince Edward Island, 6 %, 1947	10,000 00	11,654 80
Dominion of Canada, C.N.R., 5 %, 1954-69	144,000 00	143,220 33
Dominion of Canada, C.N.R., 4 ½ %, 1957	15,000 00	16,707 21
Province of Ontario, H.E.P.C., 6 %, 1940	20,000 00	20,481 80
Province of Ontario, H.E.P.C., 4 ¾ %, 1970	41,000 00	39,745 03
Province of Ontario, 3 ½ %, Railway Certificates, 1937-44	9,055 96	8,701 18
City of Toronto, 6 %, 1937-51	376,000 00	392,841 58
City of Toronto, 5 ½ %, 1937-59	593,100 00	611,570 49
City of Toronto, 5 %, 1937-58	351,000 00	349,964 84
City of Toronto, 4 ½ %, 1939-61	194,250 00	183,509 07
City of Toronto, 4 %, 1948	22,386 66	20,694 03
Toronto Harbour Commission, 5 %, 1953	26,000 00	27,443 91
Toronto Harbour Commission, 4 ½ %, 1953	35,000 00	37,655 39
Toronto Housing Co., Ltd., 5 %, 1953	6,000 00	6,699 28
City of Hamilton, 6 %, 1939-62	206,500 00	218,041 79
City of Hamilton, 5 ½ %, 1939-41	6,000 00	6,267 11
City of Hamilton, 5 %, 1945-48	19,000 00	19,347 64
City of Hamilton, 4 ½ %, 1941-49	6,000 00	6,129 35
City of London, 6 %, 1948-49	21,705 82	25,751 93
City of London, 5 ½ %, 1941	1,000 00	1,061 23
City of London, 5 %, 1945-54	27,000 00	27,086 85
City of St. Catharines, 5 ½ %, 1947	4,000 00	4,375 77
City of St. Catharines, 5 %, 1942-43	6,000 00	6,225 35
City of Brantford, 5 ½ %, 1937-52	8,000 00	8,107 62
City of Brantford, 5 %, 1943-63	6,000 00	6,203 34
City of Brantford, 4 ½ %, 1951-52	8,212 10	8,538 45
City of Stratford, 6 %, 1952	10,000 00	11,964 71
City of Stratford, 5 ½ %, 1937	1,000 00	1,000 00
City of Kitchener, 6 %, 1942-49	24,401 27	28,547 49
City of Kitchener, 5 ½ %, 1949	5,000 00	5,124 86
City of Kitchener, 5 %, 1951	408 31	441 21
City of Guelph, 5 ½ %, 1945	25,882 00	25,757 78
City of Guelph, 4 %, 1944	5,000 00	4,904 56
City of Galt, 6 %, 1941-42	15,000 00	16,250 60
City of Woodstock, 5 ½ %, 1950	1,000 00	1,126 51
City of St. Thomas, 5 %, 1945	1,000 00	1,050 39
City of Owen Sound, 5 %, 1945	5,000 00	5,102 84
City of Peterborough, 6 %, 1939-50	39,000 00	46,482 60
City of Kingston, 6 %, 1951	12,000 00	14,580 52
City of Belleville, 6 %, 1941-49	14,732 55	15,925 13
City of Belleville, 5 %, 1940-58	10,000 00	10,438 81
City of Belleville, 4 ½ %, 1940	5,000 00	5,040 00
City of Ottawa, 6 %, 1941-51	31,000 00	36,762 45
City of Ottawa, 5 ½ %, 1946-61	5,000 00	5,846 15
City of Halifax, 6 %, 1952	2,000 00	2,458 79
City of Halifax, 5 %, 1952-61	53,000 00	53,783 19
City of St. John, 6 %, 1947-48	10,000 00	11,358 39
City of Sault Ste. Marie, 5 ½ %, 1941-42	10,000 00	10,000 00
City of Port Arthur, 5 %, 1959	50,000 00	48,911 00
City of Fort William, 6 %, 1950-53	13,000 00	13,952 23
City of Fort William, 5 %, 1942-55	6,486 67	6,619 20
City of Fort William, 4 %, 1948	11,000 00	10,752 00
Town of Lindsay, 6 %, 1940	1,000 00	1,055 91
Town of Lindsay, 5 %, 1951	1,000 00	1,085 74
Village of Forest Hill, 6 %, 1941-47	14,000 00	15,396 85
Village of Forest Hill, 5 %, 1940-51	4,619 07	4,715 29
County of Carleton, 6 %, 1939-50	15,131 71	16,893 98
County of Carleton, 5 %, 1950-51	12,383 92	13,488 71
County of York, 5 %, 1951-53	20,000 00	20,000 00
Township of Barton, 5 ½ %, 1940	9,105 55	9,045 73
Township of Nepean, 6 %, 1959	15,000 00	16,043 25
Township of Cornwall, 5 ½ %, 1937-49	3,862 21	4,071 92
Toronto Separate School Board, 6 %, 1941	25,000 00	25,710 00
Toronto Separate School Board, 5 ½ %, 1939-40	14,000 00	14,137 44
Toronto Separate School Board, 5 %, 1945	19,000 00	19,161 77
Ottawa Separate School Board, 4 ½ %, 1939	10,000 00	10,118 04
Totals	\$3,281,323 80	\$3,387,604 24

## Schedule "D"

Bonds and Debentures Owned by the Society (in default)

	Par Value	Book Value	Market Value
Province of Alberta, 6 %, 1947	\$30,000 00	\$30,757 95	\$22,500 00
Town of Weston, 5 %, 1937-43	10,000 00	10,076 03	7,500 00
Town of Leaside, 5 ½ %, 1936-51	21,497 52	21,806 28	21,497 52
Town of Midland, 5 ½ %, 1938	5,098 41	5,098 41	3,313 97
Township of York, 5 %, 1943-54	110,035 43	109,768 22	88,028 34
Township of East York, 5 ½ %, 1937	25,771 19	25,771 19	16,751 27
Township of North York, 6 %, 1940-41	11,000 00	10,782 09	9,900 00
Township of Scarborough, 5 %, 1938-40	25,369 66	25,371 66	16,490 28
Totals	\$238,772 21	\$239,431 83	\$185,981 38

## L'UNION ST. JOSEPH DU CANADA

HEAD OFFICE, OTTAWA, ONT.

*Organized.*—March, 1863. *Incorporated.*—June, 1864.*Officers.*—Principal Officer, Dr. R. H. Parent; Secretary, Charles Leclerc; Chief Medical Examiner, Dr. J. M. Laframboise; Legal Advisor, Guy Guibault.*Auditors.*—Valmore Boudreault, Henri Legault.*Actuary.*—J. B. Mabon.*Governing Executive Authority (as at date of filing statement).*—Dr. R. H. Parent, Dr. Geo. A. Racine, Louis Gignac, Dr. J. M. Laframboise, J. E. Guillet, P. A. Delorme, Ovide Duquette, J. L. A. Godbout, Guy Guibault, Joseph Trepanier.

## Summary of Funds

Balances of funds, December 31, 1936:	
Mortuary Fund.....	\$4,737,827 67
Sickness Fund.....	332,417 06
Juvenile Fund.....	27,498 89
General Fund Reserve.....	37,183 05
Oeuvre Centin Collegial.....	19 03
General Fund.....	34,026 06
Total Ledger Assets.....	\$5,168,971 76
Add non-ledger assets.....	157,613 15
Total Assets.....	\$5,326,584 91
Deduct unadmitted assets.....	\$1,423,155 37
Deduct due and accrued liabilities (except reserve).....	50,238 23
	<u>1,473,393 60</u>
Net Balance of All Funds.....	\$3,853,191 31
Reserve as per actuary's report.....	4,228,068 00
Balance—Deficiency of Assets under All Liabilities and Reserve.....	<u>\$ 374,876 69</u>

*The Society is presently making such adjustment to its actuarial liability as is necessary to eliminate the above deficit within a two-year period.*

## Statement for Year Ending 31st December, 1936

## Assets

## Ledger Assets

Book value of real estate:		
Office premises (less encumbrances).....	\$120,000 00	
Held for sale (less encumbrances).....	600 00	
		<u>\$120,600 00</u>
Loans and liens on policies.....		128,951 84
Amortized book value of bonds, debentures and debenture stocks:		
Not in default.....	\$2,145,359 23	
In default.....	2,702,817 49	
		<u>4,848,176 72</u>
Cash on hand and in banks:		
On hand at head office.....	\$3,370 79	
In chartered banks of Canada in Canada.....	57,699 29	
		<u>61,070 08</u>
Amounts collected but not paid to head office.....		5,173 12
Deposit with Province of New Brunswick.....		5,000 00
		<u>\$5,168,971 76</u>

## Non-Ledger Assets

Interest accrued.....		\$27,825 29
Rents due.....		275 00
Due and outstanding premium.....		20,384 00
Loans to members of Caisse Sociale.....		109,128 86
Total Non-Ledger Assets.....		<u>\$157,613 15</u>
Total Assets.....		\$5,326,584 91
Deduct assets not admitted:		
Deficiency of market under book value of bonds and debentures in default.....	\$1,420,155 37	
Overdue amounts collected but not paid to head office.....	3,000 00	
Total Deductions.....		<u>1,423,155 37</u>
Total Admitted Assets.....		<u>\$3,903,429 54</u>



## Liabilities

Provision for unpaid claims:			
Death benefits.....	\$25,191	00	
Funeral benefits.....	325	00	
Death benefits, Juvenile Fund.....	60	00	
			<u>\$25,576 00</u>
Present value of matured death claims.....			8,870 20
Premiums paid in advance.....			7,233 00
Commuted value of disability claims.....			8,540 00
Special reserve: Oeuvre Centin Collegial.....			19 03
			<u>\$50,238 23</u>
Total Liabilities (except Reserve).....			<u>\$50,238 23</u>
Net required reserve, per actuary's report, for outstanding contracts of:			
Mortuary Fund.....	\$3,952,156	00	
Sickness Fund.....	248,662	00	
Juvenile Fund.....	27,250	00	
			<u>\$4,228,068 00</u>
Total Reserve.....			<u>\$4,228,068 00</u>

## Statement of Operations of Each Fund for Year Ending 31st December, 1936

## MORTUARY FUND

Balance of fund (ledger assets), December 31, 1935.....			\$4,628,764 97
Income for the year:			
Premiums (with extra dues, etc.).....	\$230,894	17	
Interest and rents.....	115,772	18	
			<u>346,666 35</u>
Total Income.....			<u>\$4,975,431 32</u>
Disbursements for the year:			
Death claims.....	\$187,399	62	
Disability claims.....	2,100	00	
Surrender values.....	23,049	90	
Loss on sale of securities.....	6,000	00	
Old age claims.....	17,139	61	
Funeral benefits.....	2,250	00	
Sickness benefits to members Bon-Conjoint Class.....	384	52	
			<u>238,323 65</u>
Total Disbursements.....			<u>238,323 65</u>
			<u>\$4,737,107 67</u>
Add transfers from Juvenile Fund.....			720 00
Balance of Fund (Ledger Assets), December 31, 1936.....			<u>\$4,737,827 67</u>

## SICKNESS FUND

Balance of fund (ledger assets), December 31, 1935.....			\$314,246 63
Income for the year:			
Premiums.....	\$51,678	77	
Interest and rents.....	12,588	80	
			<u>64,267 57</u>
Total Income.....			<u>64,267 57</u>
			<u>\$378,514 20</u>
Disbursements for the year—sickness claims.....			46,097 14
Balance of Fund (Ledger Assets), December 31, 1936.....			<u>\$332,417 06</u>

## JUVENILE FUND

Balance of fund (ledger assets), December 31, 1935.....			\$23,075 53
Income for the year:			
Premiums.....	\$6,922	79	
Interest and rents.....	903	07	
			<u>7,825 86</u>
Total Income.....			<u>7,825 86</u>
			<u>\$30,901 39</u>
Disbursements for the year:			
Funeral claims.....	\$2,364	50	
Surrender values.....	318	00	
			<u>2,682 50</u>
Total Disbursements.....			<u>2,682 50</u>
			<u>\$28,218 89</u>
Deduct transfers to Mortuary Fund.....			720 00
Balance of Fund (Ledger Assets), December 31, 1936.....			<u>\$27,498 89</u>

## GENERAL FUND—RESERVE

Balance of fund (ledger assets), December 31, 1935.....		\$33,807 51
Income for the year:		
Premiums.....	\$2,885 50	
Interest and rent.....	1,385 24	
Total Income.....		4,270 74
Disbursements for the year—statutory contributions to General Fund.....		\$38,078 25
		895 20
Balance of Fund (Ledger Assets), December 31, 1936.....		<u>\$37,183 05</u>

## OEUVRE DU CENTIN COLLEGIAL FUND

Balance of fund (ledger assets), December 31, 1935.....		\$47 53
Income for the year—voluntary donations.....		205 36
Disbursements for the year—remittances to treasurer of the fund.....		\$252 89
		233 86
Balance of Fund (Ledger Assets), December 31, 1936.....		<u>\$19 03</u>

## GENERAL FUND

Balance of fund (ledger assets), December 31, 1935.....		\$40,191 86
Income for the year:		
Assessments, dues, fees and fines.....	\$98,573 29	
Entry fees.....	6,812 42	
Transfer fees and sale of stationery.....	252 88	
Profit and loss.....	23 04	
Interest.....	1,337 70	
Total Income.....		106,999 33
Disbursements for the year:		
<i>Head Office Expenses:</i>		
Salaries.....	\$20,479 74	
Directors' fees and salaries.....	6,129 92	
Auditors' fees.....	2,000 16	
Actuaries' fees and expenses.....	500 00	
Travelling expenses.....	2,305 04	
Rents.....	2,037 24	
Printing and supplies.....	3,605 14	
Total.....		\$37,057 24
<i>Agency and Organization Expenses:</i>		
Commissions.....	\$23,577 34	
Salaries.....	4,472 50	
Travelling expenses.....	14,905 53	
Miscellaneous.....	274 00	
Total.....		43,229 37
<i>All Other Expenses:</i>		
Drafting of policies.....	\$1,371 00	
Books and periodicals.....	202 97	
Legal fees.....	490 14	
Medical fees.....	966 75	
Taxes and licenses.....	305 00	
Telephone, telegrams, express and postage.....	1,727 99	
Furniture.....	608 50	
Rentals of safety vault.....	398 00	
Commissions to lodges for collection of dues..	20,563 56	
Official publications.....	910 62	
Depreciation of real estate.....	5,000 00	
Miscellaneous.....	333 99	
Total.....		32,878 52
Total Disbursements.....		<u>113,165 13</u>
Balance of Fund (Ledger Assets), December 31, 1936.....		<u>\$34,026 06</u>

## Exhibit of Policies (Mortuary)

Classification	Whole Life Continuous Premiums		Whole Life Limited Payment Premiums		Endowment Assurances	
	No.	Amount	No.	Amount	No.	Amount
At end of 1935.....	7,696	\$5,961,829 00	1,491	\$1,458,000 00	9,024	\$7,061,751 50
New issued.....	1,872	1,473,800 00	386	402,500 00	834	960,000 00
Old revived.....	64	52,350 00	.....	.....	.....	.....
Transferred.....	130	51,358 00	13	12,500 00	39	20,753 00
Totals.....	9,762	\$7,539,337 00	1,890	\$1,873,000 00	9,897	\$8,042,504 50
Less ceased by:						
Death.....	152	\$130,803 00	6	\$11,000 00	90	\$66,800 00
Lapse and surrender..	1,133	818,925 00	212	205,500 00	734	630,100 00
Transferred.....	68	64,800 00	26	30,000 00	57	56,300 00
Total ceased.....	1,353	\$1,014,528 00	244	\$246,500 00	881	\$753,200 00
At end of 1936.....	8,409	\$6,524,809 00	1,646	\$1,626,500 00	9,016	\$7,289,304 50

Classification	Other Plans		Totals		Totals for the Province only	
	No.	Amount	No.	Amount	No.	Amount
At end of 1935.....	415	\$525,750 00	18,626	\$15,007,330 50	4,061	\$3,565,623 00
New issued.....	.....	.....	3,092	2,836,300 00	540	516,600 00
Old revived.....	.....	.....	64	52,350 00	14	12,900 00
Transferred.....	2	3,000 00	184	87,611 00	34	21,294 00
Totals.....	417	\$528,750 00	21,966	\$17,983,591 50	4,649	\$4,116,417 00
Less ceased by:						
Death.....	7	\$7,500 00	255	\$216,103 00	75	\$67,410 00
Lapse and surrender..	1	750 00	2,080	1,655,275 00	284	272,976 00
Decrease.....	.....	.....	.....	.....	.....	16,006 00
Transferred.....	5	7,500 00	156	158,600 00	.....	.....
Total ceased.....	13	\$15,750 00	2,491	\$2,029,978 00	359	\$356,392 00
At end of 1936.....	404	\$513,000 00	19,475	\$15,953,613 50	4,290	\$3,760,025 00

## Miscellaneous

Class or classes of members entitled in event of discontinuance of premium payment to benefit thereafter—All classes of members admitted since January, 1924, and previous members with 20 years of membership.

Conditions as to membership, etc., under which such benefits are available—After three years of membership.

Nature of benefits so granted—Paid-up values, loan values and cash surrender values.

Distribution of surplus during last three years—None.

## Valuation Balance Sheet for the Year Ending 31st December, 1936

## MORTUARY FUND

## Liabilities

Present value of benefits.....	\$7,248,063 00
Claims payable by instalments.....	8,870 20
Commuted value of disability claims.....	8,540 00
Other liabilities.....	25,516 00
	<u>\$7,290,989 20</u>

## Assets

Funds applicable to benefits.....	\$3,366,073 59
Present value of future contributions.....	3,295,907 00
Paid on certificates in force.....	109,128 86
Deficit.....	519,879 75
	<u>\$7,290,989 20</u>

The basis of the above valuation was the N.F.C. Mortality Table with interest at 4%.

The average rate of interest earned was 3.40%.

The degree of solvency was 92.9%.

The amount of insurance valued was \$15,953,613.50.

## SICKNESS FUND

## Liabilities

Present value of benefits.....	\$1,021,304 00
Surplus.....	81,451 06
	<u>\$1,102,755 06</u>

## Assets

Funds applicable to benefits.....	\$330,113 06
Present value of contributions.....	754,289 00
Negative values included.....	18,353 00
	<u>\$1,102,755 06</u>

The valuation was made upon the basis of the rates of sickness established 1934, with N.F.C. Mortality with interest at 4%. 50% of the negative values have been included as assets.

## JUVENILE FUND

## Liabilities

Reserve.....	\$27,250 00
Other liabilities.....	60 00
Surplus.....	1,106 89
	<u>\$28,416 89</u>

## Assets

Funds applicable to benefits.....	<u>\$28,416 89</u>
-----------------------------------	--------------------

All above valuations were made by J. B. Mabon, F.I.A., F.A.S.

## Schedule "C"

## Bonds and Debentures Owned by the Society (not in default)

	Par Value	Book Value
Grand Trunk Pacific Railway, 4%, 1955.....	\$26,280 00	\$24,775 47
Quebec & Lake St. John Railway, 4%, Perpetual.....	29,200 00	26,280 00
Canadian Northern Ontario Railway, 4%, Perpetual.....	17,033 33	15,330 00
Saskatchewan, 4%, 1953.....	2,000 00	1,837 41
Saskatchewan, 4%, 1954.....	25,000 00	23,766 64
Saskatchewan, 6%, 1952.....	10,000 00	11,301 52
Saskatchewan, 4%, 1953.....	2,000 00	1,870 84
Bromptonville, 5%, 1959-67.....	15,800 00	17,722 60
Edmonton, 5 ½%, 1964.....	1,000 00	901 42
Edmonton, 5 ½%, 1947.....	10,000 00	9,428 86
Edmonton, 5 ½%, 1944.....	1,000 00	970 22
Edmonton, 4 ½%, 1957.....	6,000 00	5,762 38
Edmonton, 5 ½%, 1945.....	1,000 00	1,035 88
Edmonton, 5%, 1950.....	3,000 00	3,000 00
Edmonton, 5%, 1946.....	1,000 00	1,000 00
Edmonton, 5 ½%, 1964.....	1,000 00	1,000 00
Edmonton, 5 ½%, 1944.....	3,000 00	3,000 00
Edmonton, 5 ½%, 1965.....	3,000 00	3,000 00
Edmonton, 5 ½%, 1945.....	10,000 00	10,000 00
Fort William, 4 ½%, 1957.....	2,000 00	2,000 00
Hull, 5%, 1959.....	4,000 00	4,068 39
Hôpital St-Luc, 6%, 1957.....	4,000 00	4,797 82
Hôpital St-Luc, 6%, 1957.....	500 00	564 55
Lévis, 5 ½%, 1956-59.....	7,000 00	7,686 56
Lévis, 5%, 1945.....	5,000 00	5,000 00
Lévis, 5 ½%, 1957-63.....	2,000 00	2,000 00
Lévis, 5 ½%, 1955.....	3,000 00	3,159 97
Laval sur Lac, 6%, 1942.....	1,000 00	1,045 95
Medicine Hat, 5%, 1951.....	1,000 00	1,000 00
Medicine Hat, 5 ½%, 1945.....	1,000 00	1,035 89
Mont Laurier, 6%, 1953.....	15,000 00	16,145 50
Montreal, 3%, Perpetual.....	76,393 97	68,245 27
Montreal North, 6%, 1956.....	1,000 00	1,123 65
Montreal North, 6%, 1955.....	1,000 00	1,088 10
North Bay, 6%, 1945-47.....	5,498 93	5,924 22
North Bay, 6%, 1941-49.....	5,952 39	6,281 66
North Bay, 6%, 1958-61.....	4,008 64	4,270 29
Oshawa, 5%, 1944-45.....	14,059 18	13,593 93
Oshawa, 5%, 1936-54.....	11,000 00	11,000 00
Oshawa, 5%, 1937.....	2,000 00	2,000 00
Oshawa, 4 ½%, 1942.....	1,000 00	1,000 00
Oshawa, 5%, 1940.....	971 68	980 32
Oshawa, 5 ½%, 1941.....	887 93	907 20
Prince Albert, 4%, 1966.....	434,377 86	386,138 63
Sydney, N.S., 6%, 1952.....	18,000 00	18,961 10
Sydney, N.S., 6%, 1951.....	1,000 00	1,024 90
Sydney, N.S., 6%, 1950.....	2,000 00	2,178 55
St-Michel Laval, 6%, 1954.....	2,000 00	2,294 79
St-Michel Laval, 6%, 1954.....	5,000 00	5,588 91
St-Michel Laval, 6%, 1954.....	2,000 00	2,173 40
Three Rivers, 5 ½%, 1959-61.....	10,000 00	10,961 11
Three Rivers, 5 ½%, 1966.....	5,000 00	5,818 78

## Schedule "C"—Continued

## Bonds and Debentures Owned by the Society (not in default)

	Par Value	Book Value
Verdun, 5 1/2 %, 1955.....	\$1,000 00	\$1,104 73
Amos, 6 %, 1945-53.....	22,000 00	23,615 89
Amos, 6 %, 1950-52.....	15,000 00	16,518 61
Amqui, 5 1/2 %, 1946.....	30,000 00	31,122 39
Big Valley, 6 %, 1941.....	1,058 78	1,058 78
Baie Shawinigan, 6 %, 1942.....	2,000 00	2,124 76
Collingwood, 5 %, 1941-42.....	3,237 59	3,237 59
Collingwood, 5 %, 1954.....	5,000 00	5,150 00
Collingwood, 5 %, 1954.....	2,000 00	2,047 80
Chatham, 5 1/2 %, 1952.....	1,000 00	1,077 50
Dolbeau, 5 1/2 %, 1945.....	47,000 00	48,283 79
Dorval Island, 6 %, 1945.....	600 00	636 61
Dorval Island, 6 %, 1945-46.....	1,500 00	1,500 00
Dalhousie, 5 1/2 %, 1969.....	2,000 00	2,160 80
Dalhousie, 5 1/2 %, 1959.....	1,000 00	1,067 88
Dalhousie, 5 %, 1945.....	1,000 00	1,000 00
Dalhousie, 5 1/2 %, 1953.....	4,000 00	4,180 46
Dalhousie, 5 %, 1959.....	3,000 00	3,161 55
Dalhousie, 5 %, 1969.....	3,000 00	3,190 51
Dalhousie, 6 %, 1972.....	2,000 00	2,240 34
Dalhousie, 5 1/2 %, 1959.....	1,000 00	1,096 80
Dalhousie, 5 1/2 %, 1969.....	4,000 00	4,425 60
Dominion, 5 %, 1956.....	5,000 00	5,000 00
Dominion, 5 %, 1956.....	2,000 00	2,051 00
Edmundston, 6 %, 1952.....	23,500 00	24,715 38
Farnham, 4 1/2 %, 1960.....	10,000 00	10,000 00
Glace Bay, 5 %, 1946.....	2,000 00	2,000 00
Glace Bay, 5 1/2 %, 1951.....	1,000 00	1,077 94
Glace Bay, 6 %, 1950.....	1,000 00	1,045 81
Glace Bay, 6 %, 1952.....	1,000 00	1,051 75
Glace Bay, 5 1/2 %, 1951.....	4,000 00	4,100 47
Glace Bay, 5 %, 1951.....	6,000 00	6,306 80
Humbolt, 5 1/2 %, 1935-75.....	45,727 37	45,727 37
Haileybury, 6 %, 1958-63.....	15,000 00	15,488 15
Haileybury, 6 %, 1953-57.....	10,405 59	11,034 10
Kapusksing, 6 %, 1943-49.....	181,000 00	195,341 46
Kenogami, 5 1/2 %, 1941.....	10,000 00	10,199 27
Kenora, 5 %, 1957-60.....	9,713 08	9,713 08
Kenora, 5 %, 1946.....	1,000 00	992 22
Laval sur le Lac, 6 %, 1946.....	4,000 00	4,271 21
Montreal West, 4 %, 1941.....	10,000 00	9,912 41
Melville, 5 %, 1935-59.....	42,069 60	40,262 29
Melville, 6 %, 1935-59.....	812 39	850 13
Mont Joli, 5 1/2 %, 1940.....	21,000 00	21,266 15
Mont Joli, 5 1/2 %, 1940.....	1,700 00	1,700 00
Mégantic, 5 1/2 %, 1950-53.....	14,000 00	15,114 67
Mégantic, 5 1/2 %, 1947-51.....	5,315 60	2,966 94
Mégantic, 6 %, 1943.....	2,000 00	2,116 98
McLeod, 4 %, 1935-74.....	42,039 00	34,305 84
McLeod, 4 %, 1935-74.....	42,049 00	35,437 58
McLeod, 4 %, 1935-74.....	3,137 00	2,708 27
North Battleford, 5 1/2 %, 1938-43.....	933 10	927 91
North Battleford, 5 %, 1952.....	3,000 00	2,814 14
North Battleford, 5 1/2 %, 1953.....	12,920 00	12,920 00
North Battleford, 5 1/2 %, 1943.....	486 66	486 66
North Battleford, 5 1/2 %, 1943-53.....	7,786 65	7,992 25
North Battleford, 5 1/2 %, 1943-53.....	18,493 29	19,370 60
New Waterford, 5 %, 1956.....	5,000 00	5,327 50
Pte. aux Trembles, 6 %, 1953.....	1,000 00	1,113 56
Rouen, 5 %, 1951.....	5,800 00	5,231 56
Rouen, 5 %, 1951.....	1,000 00	973 32
Rouen, 5 %, 1951.....	5,600 00	5,600 00
Ste. Agathe des Monts, 6 %, 1955.....	4,000 00	4,479 02
Springhill, 6 %, 1957.....	6,000 00	6,691 10
Springhill, 5 %, 1950.....	1,000 00	1,051 50
Springhill, 5 %, 1951.....	1,000 00	1,054 00
Sydney Mines, 5 1/2 %, 1950.....	1,000 00	1,070 70
Westville, 5 1/2 %, 1940.....	1,000 00	1,032 62
Yorkton, 5 %, 1940.....	501 93	490 93
Carmanquay, 6 %, 1935-66.....	5,392 40	5,392 40
Ile Cadieux, 5 1/2 %, 1946-50.....	5,000 00	4,891 24
Ile Cadieux, 5 1/2 %, 1945.....	1,000 00	1,017 03
Ile Cadieux, 5 1/2 %, 1940-41.....	1,000 00	1,000 00
L'Assomption, 5 %, 1958.....	3,244 00	3,397 98
Port Colborne, 5 %, 1950.....	2,929 67	2,929 67
Pte. Gatineau, 6 %, 1946-47.....	1,000 00	1,059 90
St-Joseph Bce., 5 %, 1959.....	8,060 75	8,444 87
Saindon, 5 1/2 %, 1950-52.....	2,000 00	2,051 27
Val Jalbert, 6 %, 1944.....	2,000 00	2,046 25
Maniwaki, 6 %, 1951.....	2,000 00	2,209 30
Teck, 6 %, 1946-47.....	4,000 00	4,320 63
Saguenay, 5 1/2 %, 1953.....	1,000 00	1,055 79
Cape Breton, 4 1/2 %, 1961.....	3,000 00	3,000 00
Richmond, 6 %, 1954.....	2,000 00	2,231 45
East Angus, 5 1/2 %, 1946.....	500 00	500 00
East Angus, 5 1/2 %, 1950-53.....	1,500 00	1,500 00
La Tuque, 5 1/2 %, 1952-55.....	40,000 00	42,290 75
La Tuque, 5 1/2 %, 1950-51.....	25,000 00	27,117 90
N. D. de Défense, Montreal, 5 1/2 %, 1960-61.....	1,500 00	1,453 09
N. D. de Défense, Montreal, 5 1/2 %, 1956-58.....	1,500 00	1,500 00

## Schedule "C"—Continued

Bonds and Debentures Owned by the Society (*not in default*)

	Par Value	Book Value
Ste-Anne des Monts, 6%, 1942.....	\$6,100 00	\$6,100 00
Ste-Anne des Monts, 6%, 1942.....	500 00	525 72
St-Herménégilde, 6%, 1952.....	2,000 00	2,209 51
St-Ignace Fort Rouge, 5%, 1935-54.....	19,100 00	19,100 00
Ste-Jeanne d'Arc, 6%, 1960-62.....	4,000 00	4,406 69
St-Lazare Trois Rivières, 5%, 1948.....	500 00	457 66
Gravelbourg, 4%, 1953-58.....	20,000 00	21,996 81
Gravelbourg, 4%, 1948.....	36,600 00	36,600 00
Pembroke, 5 ½%, 1957.....	1,000 00	1,000 00
Prince Albert, 4%, 1958-65.....	143,000 00	153,418 69
Ottawa, scolaire, 6%, 1962.....	24,000 00	27,091 02
Ottawa, 6%, 1962.....	16,000 00	18,313 80
Ottawa, 6%, 1962.....	10,000 00	11,212 86
Ottawa, 6%, 1962.....	10,000 00	11,835 90
Ottawa, 6%, 1962.....	16,000 00	18,581 85
Renfrew, 5%, 1961.....	1,500 00	1,500 00
Renfrew, 5%, 1961.....	2,000 00	2,072 80
Chicoutimi, 5%, 1939.....	1,000 00	988 40
Coteau St-Pierre, 6%, 1954.....	2,000 00	2,360 67
Dolbeau, 5 ½%, 1951.....	1,000 00	1,000 00
Greenfield Park, 6%, 1943.....	500 00	529 21
Hull, 5 ½%, 1953.....	6,000 00	6,265 34
Hull, 5 ½%, 1953.....	5,000 00	5,455 42
Hull, 5 ½%, 1952.....	500 00	524 53
Kenogami, 5%, 1943.....	2,000 00	2,000 00
La Tuque, 5%, 1950.....	500 00	500 00
Lachine, 6%, 1946.....	2,000 00	2,134 20
Longue Pointe, 5 ½%, 1953.....	1,000 00	1,099 30
Maisonneuve, 5 ½%, 1953-54.....	2,000 00	2,197 28
Pte. aux Trembles, 6%, 1937.....	1,500 00	1,500 00
Pte. aux Trembles, 6%, 1937.....	1,500 00	1,500 00
St-Grégoire, 6%, 1956.....	25,000 00	29,835 53
St-Jean Marie Vianney, 5 ½%, 1942-60.....	34,600 00	36,496 93
St-Jean Marie Vianney, 5 ½%, 1941-46.....	1,500 00	1,500 00
St-Jean Marie Vianney, 5%, 1952-60.....	20,000 00	21,334 15
Verdun, 5 ½%, 1967.....	1,000 00	1,099 39
Verdun, 5 ½%, 1963.....	1,000 00	1,097 46
Verdun, 5 ½%, 1965-66.....	2,000 00	2,236 75
Prince Albert, 4%, 1966.....	37,131 06	33,007 54
College Montreal, Inc., 6%, 1961.....	3,000 00	3,379 06
Sisters of Charity, Alta., 5 ½%, 1943-47.....	1,500 00	1,514 62
Sisters of St. Joseph, Alta., 5 ½%, 1945.....	1,000 00	1,009 52
Totals.....	\$2,153,108 02	\$2,145,359 23

## Schedule "D"

Bonds and Debentures Owned by the Society (*in default*)

	Par Value	Book Value	Market Value
Alberta, 6%, 1947.....	\$25,000 00	\$26,446 38	\$18,750 00
Alberta, 6%, 1947.....	8,000 00	8,411 61	6,000 00
Alberta, 6%, 1947.....	2,000 00	2,132 85	1,500 00
Alberta, 6%, 1947.....	1,000 00	1,110 67	750 00
Alberta, 4%, 1954.....	5,000 00	5,000 00	3,400 00
Alberta, 6%, 1947.....	10,000 00	11,290 04	7,500 00
Alberta, 6%, 1947.....	2,000 00	2,000 00	1,500 00
Alberta, 6%, 1941.....	2,000 00	2,000 00	1,480 00
Alberta, 4%, 1953.....	1,000 00	939 89	680 00
Alberta, 5 ½%, 1947.....	6,000 00	6,200 16	4,380 00
St-Boniface, 5, 5 ½ and 6%, 1939-56.....	210,168 99	221,185 24	105,084 50
Bagotville, 5 ½%, 1941.....	2,000 00	2,071 82	1,300 00
Bagotville, 5 ½%, 1946.....	15,000 00	15,748 65	9,750 00
Cap Madeleine, 6%, 1942.....	4,000 00	4,046 55	4,000 00
Eastview, 5 ½%, 1948-51.....	21,998 15	23,177 09	12,098 98
Ford City, 5%, 1959-64.....	1,500 00	1,500 00	750 00
Gravelbourg, 7%, 1932.....	772 26	785 83	708 90
Greenfield Park, 5 ½%, 1969.....	10,400 00	10,869 14	9,672 00
Inverness, 4 ½%, 1937.....	1,000 00	951 06	800 00
Jonquière, 5 ½%, 1939.....	38,500 00	38,500 00	34,650 00
Jonquière, 5 ½%, 1947-50.....	400 00	417 93	360 00
Jonquière, 5 ½%, 1951-56.....	16,300 00	17,257 58	14,670 00
Jonquière, 5 ½%, 1947-51.....	300 00	313 33	270 00
Jonquière, 5 ½%, 1952.....	500 00	527 31	450 00
Jonquière, 5%, 1936.....	500 00	500 00	450 00
Jonquière, 5%, 1937-41.....	5,000 00	5,000 00	4,500 00
LaSalle, 6%, 1942-46.....	11,000 00	11,991 46	3,850 00
LaSalle, 6%, 1940-59.....	36,059 56	40,558 74	12,620 85
Leaside, 5 ½%, 1945-49.....	5,000 00	5,000 00	5,000 00
Leaside, 5 ½%, 1941-44.....	15,000 00	15,000 00	15,000 00
Montreal South, 5 ½%, 1957.....	3,000 00	3,000 00	2,550 00
Montreal South, 5 ½%, 1957.....	1,000 00	1,051 22	850 00
Montreal South, 6%, 1939.....	2,000 00	2,034 60	1,700 00
Riverside, 5 ½%, 1942-45.....	44,139 34	46,224 54	13,241 80
Riverside, 5 ½%, 1942-49.....	47,748 96	50,053 87	14,324 69
St-Joseph Alma, 5 ½%, 1947-49.....	10,000 00	10,554 80	5,000 00
St-Lambert, 5 ½%, 1954-62.....	42,000 00	44,652 12	41,160 00
St-Lambert, 5 ½%, 1952-54.....	20,000 00	20,396 28	19,600 00

## Schedule "D"—Continued

## Bonds and Debentures Owned by the Society (in default)

	Par Value	Book Value	Market Value
Sandwich East, 5%, 1940-49.....	\$26,000 00	\$26,000 00	\$7,800 00
Sudbury, 6%, 1951-52.....	46,000 00	47,164 99	46,000 00
Sudbury, 6%, 1951.....	25,000 00	27,152 16	25,000 00
Tofield, 6%, 1936-64.....	21,478 82	23,161 31	16,108 97
Transcona, 4%, 1956.....	82,500 00	82,500 00	37,125 00
Transcona, 4%, 1956.....	5,800 00	4,994 58	2,610 00
Watrous, 5 1/2%, 1956.....	47,241 19	47,241 19	23,620 60
Watrous, 5 1/2%, 1957-58.....	5,785 41	5,785 41	2,892 71
Greenfield Park, 5 1/2%, 1969.....	3,700 00	3,700 00	3,441 00
Greenfield Park, 5%, 1969.....	1,300 00	1,300 00	1,209 00
Cap Madeleine, 6%, 1942.....	1,000 00	1,042 67	1,000 00
Assiniboia, 5%, 1936.....	5,979 83	5,830 47	2 989 92
Calvert, 5 1/2%, 1943.....	100 00	100 00	65 00
Port Garry, 6%, 1944-50.....	2,000 00	2,048 63	800 00
Port Garry, 6%, 1944-50.....	2,500 00	2,583 18	1,000 00
Port Garry, 5%, 1943.....	2,000 00	1,894 57	800 00
Port Garry, 6%, 1950.....	6,000 00	6,268 90	2,400 00
Port Garry, 5%, 1943.....	2,000 00	1,919 07	800 00
Port Garry, 6%, 1945-52.....	30,500 00	32,231 50	12,200 00
Port Garry, 6%, 1950.....	4,000 00	4,471 13	1,600 00
St-James, 5 1/2%, 1956.....	399,600 00	399,600 00	139,860 00
St-James, 5 1/2%, 1956.....	312,400 00	334,085 00	109,340 00
St-Rémi Amherst, 6%, 1933-61.....	13,900 00	15,089 25	9,730 00
Sandwich West, 5 1/2%, 1940-50.....	114,259 46	116,892 07	34,277 84
Sandwich West, 5%, 1941-59.....	12,271 53	11,923 98	3,681 46
Sandwich West, 5 1/2%, 1940-45.....	22,168 75	22,994 51	6,632 63
Sandwich West, 5%, 1954-58.....	17,000 00	17,000 00	5,100 00
Sandwich East, 5 1/2%, 1942-50.....	9,502 91	9,993 20	3,326 02
St-Vital, 5 1/2%, 1956.....	300 00	300 00	150 00
St-Vital, 5 1/2%, 1956.....	47,300 00	50,548 02	23,650 00
West Kildonan, 5 1/2%, 1956.....	155,200 00	155,200 00	85,360 00
West Kildonan, 5 1/2%, 1956.....	188,900 00	201,571 90	103,895 00
St-Coeur de Marie, 5%, 1937.....	35,000 00	37,129 04	22,750 00
Eastview, Ward 6, 5 1/2%, 1960.....	55,000 00	58,941 30	27,500 00
Riverside, 5 1/2%, 1933-49.....	4,783 93	4,989 18	1,195 98
Riverside, 6%, 1951-54.....	7,000 00	7,801 22	1,750 00
Riverside, 5 1/2%, 1945-46.....	4,000 00	4,204 46	1,000 00
Windsor East, 5 1/2%, 1952-59.....	32,688 93	33,799 58	14,710 02
Windsor East, 5 1/2%, 1943-51.....	5,187 22	5,467 64	2,334 25
Windsor East, 5 1/2%, 1946-60.....	86,500 00	92,235 56	38,925 00
St-Anne Chic, 6%, 1942-45.....	3,000 00	3,227 42	1,950 00
Bagotville, 6%, 1933-41.....	9,200 00	9,766 53	5,980 00
Bagotville, 5%, 1940.....	2,000 00	2,000 00	1,300 00
Bagotville, 5 1/2%, 1941.....	5,000 00	5,187 38	3,250 00
Black Lake, 5 1/2%, 1941.....	2,500 00	2,540 51	1,500 00
Jonquières, 5%, 1948.....	2,000 00	2,000 00	1,700 00
Rivière Bleue, 5 1/2%, 1940.....	5,000 00	5,000 00	2,500 00
St-Boniface, 5 1/2%, 1936-45.....	19,000 00	19,592 65	9,500 00
Peel Street, 6 1/2%, 1950.....	60,000 00	62,093 01	36,000 00
Peel Street, 6 1/2%, 1950.....	16,000 00	16,750 56	9,600 00
Peel Street, 6 1/2%, 1941-50.....	5,000 00	5,103 00	3,000 00
Peel Street, 6 1/2%, 1940-50.....	3,000 00	3,000 00	1,800 00
Totals.....	<u>\$2,604,275 24</u>	<u>\$2,702,817 49</u>	<u>\$1,282,662 12</u>

## THE ORDER OF UNITED COMMERCIAL TRAVELERS OF AMERICA\*

HEAD OFFICE, COLUMBUS, OHIO

Principal Office in Canada, Winnipeg, Man.

Manager or Chief Executive Officer in Canada.—Harry F. Moulden, 171 Market St., Winnipeg, Manitoba.

Chief or General Agent in Ontario.—None.

## PREMIUMS WRITTEN—CLAIMS INCURRED

Assets.....	\$1,149,157	Premiums—Ontario (net).....	\$15,346
Ontario certificates in force (number).....	1,034	Premiums—Canada (net).....	45,564
Canadian certificates in force (number).....	2,914	Premiums—Total (net).....	1,035,562
		Benefits paid—Ontario (net).....	11,128
		Benefits paid—Canada (net).....	27,130
		Total benefits paid (net).....	688,043

\*See note on page 1.

**WOMAN'S BENEFIT ASSOCIATION\***

HEAD OFFICE, PORT HURON, MICH.

Principal Office in Canada, Sarnia, Ont.

*Manager or Chief Executive Officer in Canada.*—Mrs. Mary J. Baird, Sarnia.*Chief or General Agent in Ontario.*—Mrs. Mary J. Baird, Royal Bank Bldg., Sarnia.

		PREMIUMS WRITTEN—CLAIMS INCURRED	
Assets.....	\$36,180,611	Premiums—Ontario (net).....	\$8,080
Ontario insurance in force (gross).....	302,284	Premiums—Canada (net).....	54,762
Canadian insurance in force (gross).....	1,989,117	Premiums—Total (net).....	4,473,725
Total insurance in force (gross)....	121,207,533	Benefits paid—Ontario (net)....	3,290
		Benefits paid—Canada (net)....	19,636
		Total benefits paid (net).....	2,763,187

**THE WORKMEN'S CIRCLE\***

HEAD OFFICE, NEW YORK, N.Y.

*Manager or Chief Executive Officer in Canada.*—A. Riba, 226 Crawford St., Toronto, Ont.*Chief or General Agent in Ontario.*—A. Riba, Toronto, Ont.

		PREMIUMS WRITTEN—CLAIMS INCURRED	
Assets.....	\$6,811,007	Premiums—Ontario (net).....	\$6,770
Ontario insurance in force (gross).....	99,300	Premiums—Canada (net).....	11,956
Canadian insurance in force (gross).....	186,300	Premiums—Total (net).....	1,009,010
Total insurance in force (gross)....	17,008,450	Benefits paid—Ontario (net)....	4,384
		Benefits paid—Canada (net)....	6,280
		Benefits paid—Total (net).....	528,660

\*See note on page 1.



---

---

E  
MUTUAL BENEFIT SOCIETIES

---

---



# E

## THE GRAND LODGE OF ONTARIO INDEPENDENT ORDER OF ODDFELLOWS

ANNUAL STATEMENT FOR THE YEAR ENDING DECEMBER 31, 1936

To which are appended statements of the auxiliary bodies lettered below as A, B, C and D.

HEAD OFFICE, 229 COLLEGE STREET, TORONTO

*Organized.*—July 27, 1855. *Incorporated in Ontario.*—November 19, 1874.

*The Executive Officers of the Society*, at December 31, 1936, were as follows: W. T. Kingston, Grand Master, Cardinal, Ont.; A. L. Bruner, Deputy Grand Master, Ruthven, Ont.; Dr. G. C. R. Hall, Grand Warden, Little Britain, Ont.; Wm. Brooks, Grand Secretary, 229 College Street, Toronto; N. J. M. Lockhart, Grand Treasurer, St. Catharines, Ont.

### I. Funeral Benefits

The Subordinate Lodges undertake funeral benefits. The total membership of these lodges at December 31, 1936, was 38,308.

The number of deaths in the Society in 1936 was 727.

The amount of funeral benefits paid in 1936, in respect to deceased members, was \$28,997.36.

Total amount of funeral benefits paid in respect of deceased wives, \$849.25.

### II. Sick Benefits

The Subordinate Lodges undertake sick benefits.

The total number of members who received sick benefits in 1936 was 2,340.

The amount of benefits paid in 1936, in respect of sick members, was \$66,358.35.

The number of weeks' sickness experienced in 1936 was 21,754. Amount paid for medical attendance and nursing during 1936, \$11,691.47.

### III. Assets

	Grand Body	Subordinate Bodies
Amount of real estate.....	\$277,034 69	\$1,518,670 40
Cash value of mortgages.....	350 00	.....
Amount of securities.....	162,798 35	1,281,447 02
Cash in hands of Grand Secretary and in banks.....	119 40	252,552 51
Amount of cash in Dominion Bank.....	35,626 01	.....
Cash in Canada Permanent Mortgage Company.....	4,428 10	.....
All other assets.....	45,723 78	.....
Assets not admitted:		
Grand Lodge.....	\$45,967 22	
Subordinate Lodges.....	619,769 09	
Total Amount of Assets.....	\$526,080 33	\$3,052,669 93

### IV. Liabilities

	Grand Body	Subordinate Bodies
Sick benefits, funeral benefits, all other liabilities.....	\$11,571 67	\$76,514 00

### V. Miscellaneous

The books and accounts of the Subordinate Lodges were audited in October, 1936, and those of the Grand Lodge in February, 1937.

Names and post office addresses of Grand Lodge auditors: C. J. Parker, C.A., Brantford; G. D. Campbell, F.C.A., Toronto.

Sections 67, 68, 69, 70, 120 (z) of the Grand Lodge Constitution were amended, and Sections 73 and 119 were repealed, at 1936 session of Grand Lodge.

Amount of bond of Grand Secretary, \$5,000.

Amount of bond of Grand Treasurer, \$5,000.

### VI. Cash Receipts

Cash balance (Grand Lodge) from 1935 (not extended), \$26,225.59.

	Grand Lodge	Subordinate Lodges
Cash received during 1936 from:		
Initiation fees, etc.....	.....	\$15,366 35
Dues.....	.....	244,248 76
Per capita tax and levies.....	\$62,329 95	.....
Fines.....	50 00	.....
Supplies sold.....	8,260 67	.....
Interest, dividends and rent.....	8,610 87	172,520 88
Premiums for guarantee.....	99 00	.....
All other sources.....	9,566 68	59,805 78
Cash received from sold or matured investments (not extended):		
Grand Lodge.....	\$26,250 00	
Subordinate Lodges.....	78,859 07	
Total Receipts.....	\$88,917 17	\$491,941 77

## VII. Cash Expenditure

	(a) Expenses of Management	Grand Lodge	Subordinate Bodies
Cash paid during 1936 for:			
Commission and organization expenses.....		\$288 90	
Per capita tax.....		150 00	
Expenses of annual meeting.....		7,468 98	
Registration fee.....		10 00	
Rent, etc.....		1,650 00	
Supplies bought.....		6,779 63	
Travelling expenses and appropriations to officers.....		2,023 68	
Salaries, officers' and auditors' fees.....		6,367 28	
Printing, stationery and advertising.....		951 86	
Postage and express.....		716 60	
Premiums.....		37 50	
Investigation of claims.....		50 00	
Other management expenses (detailed in memo.).....		2,846 67	\$192,035 27
		<u>\$29,341 10</u>	<u>\$192,035 27</u>
(b) Miscellaneous Expenditure			
Benefits to widows and orphans.....			29,836 97
Funeral benefits.....			28,997 36
Sick benefits.....			64,395 70
Medical attendance and nursing.....			11,691 47
Gratuities—special relief.....			6,752 29
All other.....		45,228 15	161,889 06
For investments (not extended), NIL.			
Grand Totals.....		<u>\$74,569 25</u>	<u>\$495,598 12</u>

## (A) Abstract from the Returns of the Rebekah Lodges to the Grand Lodge of Ontario

	Males	Females	Totals
Number of members, December 31, 1935.....	3,315	15,663	18,978
Admitted during 1936.....	84	583	667
Totals.....	<u>3,399</u>	<u>16,246</u>	<u>19,645</u>
Deduct (withdrawn or cancelled).....	398	1,236	1,634
Membership, December 31, 1936.....	<u>3,001</u>	<u>15,010</u>	<u>18,011</u>

## Receipts

Dues.....	\$32,253 76
Admissions.....	2,499 95
Rents, etc.....	571 20
Miscellaneous.....	26,448 13
Total.....	<u>\$61,773 04</u>

## Expenditure for Relief Only

Relief of members.....	\$785 64
Relief of widowed families.....	76 00
I.O.O.F. Home.....	328 57
Orphans.....	878 76
Special relief.....	878 76
Total.....	<u>\$2,068 97</u>

## Miscellaneous

Expenses, lodges.....	\$60,366 41
Invested funds of Rebekah Lodges.....	63,431 39
Cash on hand, Rebekah Lodges.....	26,828 25
Working expenses of Assembly.....	13,498 11
Cash in Assembly funds.....	1,900 62
Invested funds of Assembly.....	8,000 00
Expended for home tax.....	.....
Number of lodges.....	.....

## (B) The Following Summary from the Returns of the Grand Encampment Shows the Membership and Standing at December 31, 1936

Number of members as from last report.....	5,925
Initiated during the year ending December 31, 1936.....	150
Admitted by card during the year ending December 31, 1936.....	26
Reinstated during the year ending December 31, 1936.....	37
Total.....	<u>6,138</u>
Deductions:	
Withdrawn by card.....	168
Suspended by non-payment of dues.....	252
Suspended from Subordinate Lodge.....	81
Deceased.....	74
Expelled.....	.....
	<u>575</u>
Net Membership, December 31, 1936.....	<u>5,563</u>

## Summary—Continued

Number of patriarchs relieved in 1936.....	157
Number of weeks for which benefits were paid.....	1,229
Amount paid for burying the dead in 1936.....	\$445 00
Amount paid for relief of patriarchs (sick benefits).....	1,962 65
Amount paid for special relief in 1936.....	375 15
Relief of widowed families.....	130 75
Total Amount of Relief Paid.....	<u>\$2,913 55</u>
Receipts from all sources.....	\$15,157 59
Working expenses of subordinate encampment.....	13,306 41
Cash assets.....	\$9,439 90
Invested in mortgages and securities.....	40,660 17
Invested in buildings and lands.....	8,122 75
Invested in furniture and regalia.....	16,070 84
All other assets.....	7,072 32
Total Funds of Subordinate Encampments, December 31, 1936.....	\$81,365 98
Less liabilities.....	1,939 57
	<u>\$79,426 41</u>

## (C) The Oddfellows' Funeral Aid Association of the Counties of Lincoln and Welland

Number of members who died in 1936.....	9
Number of members, December 31, 1936.....	475
Amount of cash received during the year 1936.....	\$1,624 86
Amount of expenses in management in 1936.....	234 27
Amount paid funeral claims.....	1,125 00
Amount on hand, December 31, 1936.....	604 91

## (D) Department of Ontario, P.M., I.O.O.F.

Number of cantons.....	17
Number of members, last report.....	488
Mustered during year.....	44
Admitted on honourable discharge papers.....	2
Reinstated.....	1
Total.....	535
From which deduct:	
Withdrawn by honourable discharge papers.....	3
Deceased.....	7
Suspended during year.....	28
Expelled.....	...
Total.....	38
Total Membership, December 31, 1936.....	497
Net Increase for the Year.....	9

## Assets

Cash balance on hand, last report.....	\$602 28
Receipts from grants and per capita taxes.....	457 75
Receipts from badges, jewels, etc.....	201 00
Receipts from commissions and supplies.....	114 94
Total Assets.....	<u>\$1,374 97</u>

## Disbursements

Department sundries.....	\$1,001 84
Badges and jewels.....	29 33
S.G.L. supplies.....	256 81
Total.....	1,287 98
Cash Balance, December 31, 1936.....	<u>\$86 99</u>

Short Name of Society	ASSETS						LIABILITIES													
	Real estate		Mortgages on real estate		Bonds, debentures, and securities		Cash on hand and in bank		All other		Total		Claims unpaid		All other		Total			
	\$	c.	\$	c.	\$	c.	\$	c.	\$	c.	\$	c.	\$	c.	\$	c.	\$	c.		
A. & P. (Toronto) Managers' Mutual Benefit Society							2,607	92											2,607	92
A. & P. (Toronto) Mutual Benefit Society							91	49											92	48
Army & Navy Veterans' Society, Hamilton	1,250	00			1,500	00	455	24											3,205	24
Army & Navy Veterans' Society, Toronto					4,000	00	556	72											4,556	72
Bayer Sick and Funeral Ben. Society							201	84											201	84
Berkley Italian Club Mut. Ben. Society							1,122	77											1,122	77
Branford Carriage Co., Ltd., Reller Assn.							537	50											537	50
Branford Carriage Mut. Ben. Society							6,583	06											6,583	06
Branford Found. Mut. Ben. Society							1,180	62											7,988	69
Brown Bros. Ltd., B. P. Sick Ben. Society	6,808	37			150	00	586	54											7,384	91
Bruner Mond Mut. Ben. Society					5,000	00	4,158	22											9,194	67
Canada Cycle & Motor Co., Ltd., Emp. Mut. Ben. Society							612	37											612	37
Canadian Acme Screw & Leaf Emp. Mut. Ben. Society							3,291	59											3,291	59
Canadian Allis-Chalmers, Ltd., Emp. Mut. Ben. Society							556	84											556	84
Canadian General Electric, Ltd., Emp. Mut. Ben. Society							1,224	11											1,224	11
Canadian Hebrew Benevolent Society	2,000	00			6,466	31	3,427	35											11,893	66
Canadian National Benevolent Society					13,500	00	2,337	03											16,199	53
Canadian Order of Rechabites' Mut. Ben. Society	4,000	00	24,288	20	14,000	00	2,786	47											45,074	67
Canadian Pacific Expresses' Mut. Ben. Society					4,838	90	4,422	75											9,261	65
Canadian Slovenian Mut. Ben. Society							21	00											21	00
Citizen's Mut. Ben. Assn.	435	00					359	27											854	27
Cobban Manufacturing Co.'s Emp. Mut. Ben. Society							150	98											150	98
Cookshut Plow Co. Emp. Relief Assn.							2,111	26											2,311	26
Consumers' Gas Co. Emp. Relief Assn.							473	55											473	55
Croatian Mut. Ben. Society							1,102	01											1,102	01
Czecho-slovak Aid Society	2,000	00	8,379	70	8,600	00	31,125	94											10,601	01
Daughters of England Benevolent Society					40,690	21	2,482	56											89,485	85
Dominion Forge & Stamping Co. Emp. Mut. Ben. Assn.							2,427	77											2,427	77
Duntlop Tire and Rubber Goods Emp. Mut. Ben. Society							3,273	17											3,273	17
Engineers' Mut. Ben. Fund							1,172	08											1,172	08
Evening Telegram Emp. Ben. Society							11,809	26											394,085	28
Foresters, Ancient Order of, Subsid. High Court	10,950	00	138,120	56	225,542	48	1,007	28											1,007	28
Globe Printing Co. Emp. Ben. Society	4,500	00			2,000	00	557	50											7,341	01
Grand Order of Israel Ben. Society							294	73											294	73
Gutta Percha & Rubber Manfg. Co., Ltd., Emp. Mut. Ben. Society					1,000	00	1,103	87											2,103	87
H.A. Mutual Ben. Assn.							2,874	92											2,874	92
Hamilton St. Stanislaus Mut. Ben. Society							1,862	99											1,862	99
Hebrew Friendly Society	2,000	00			989	98	1,191	75											4,181	73
Hebrew Sick Ben. Society							1,499	05											15,571	77
Hibernians, Ancient Order of	14,072	72			15,000	00	11,996	65											26,996	65
Imperial Varnish & Color Co. Sick. Ben. Society							381	12											381	12
Independent Mut. Ben. Federation							4,658	12											4,658	12
Italian Brotherhood Mut. Benevolent Society							2,319	01											2,319	01
Italian Mut. Ben. Society of Port Arthur	272	16					2,275	27											2,547	43

Italo-Canadian Ben. Society	1,000 00	2,100 00	4,941 64	1,297 73	1,297 73	1,297 73	1,297 73
Iwankew Mut. Ben. Society	3,475 00		5,000 00	448 89	1,448 89	1,448 89	1,448 89
Jordan Benevolent and Friendly Society	2,803 25	2,100 00	5,912 96	6,034 61	16,609 61	16,609 61	16,609 61
Kelizer St. Ben. Society			4,941 00	986 68	9,901 61	115 38	170 53
Knights of Malta, Chap. General of Canada	2,456 24	1,336 62	41,513 64	1,757 96	6,698 96	55 15	6,698 96
Knights of Pythias, Grand Lodge of Ontario	1,780 00			17,130 84	408 13	62,845 47	4,512 74
Labour League Mut. Ben. Society	1,131 31			750 48	3,787 55	1,881 79	1,881 79
Lagard Mut. Ben. Society	3,000 00		3,000 00	3,697 76	9,697 76	230 00	230 00
Laird Mut. Aid Society				948 28	948 28	948 28	948 28
Loyal Orange Young Briton Lodge, No. 33	2,865 00	10,526 99	19,200 00	31,508 53	64,955 38	9,976 85	9,976 85
Loyal Order of Moose of Ontario				2,729 49	2,729 49	2,729 49	2,729 49
Loyal True Blue Association				5,972 09	5,972 09	5,972 09	5,972 09
MacLean Publishing Co. Ltd., Mechanical Div., Mut. Ben. Assn.			2,000 00	471 83	2,471 83	2,471 83	2,471 83
Massey-Harris Co. Verity Works, Sick and Funeral Ben. Assn.			1,000 00	2,076 41	3,076 41	3,076 41	3,076 41
Massey-Harris Emp. Ben. Assn. (Brantford)				1,002 15	1,002 15	1,002 15	1,002 15
Massey-Harris (Toronto) Mut. Ben. Society				8,053 37	17,128 37	200 00	200 00
Mozier Sick Ben. Society	9,075 00		1,400 00	764 57	2,164 57	2,164 57	2,164 57
Mutual Ben. Society of Alumnae Assn., Victoria Hosp. School of Nursing				210 26	210 26	210 26	210 26
Mutual Masonic Compact of St. Catharines			2,000 00	669 04	2,669 04	2,669 04	2,669 04
National Cash Register Co. Emp. Ben. Society				8,371 23	8,371 23	8,371 23	8,371 23
National Slovak Mut. Ben. Society				2,827 83	2,827 83	2,827 83	2,827 83
Order of Sons of Italy Mut. Ben. Society				3,734 09	5,134 09	5,134 09	5,134 09
Ostrowitz Independent Mut. Ben. Society			1,500 00	789 35	2,289 35	2,289 35	2,289 35
Ottawa Hebrew Ben. Society	1,400 00	2,000 00		6,173 78	8,173 78	112 81	112 81
Polish Alliance Friendly Society of Canada				1,260 18	1,260 18	1,260 18	1,260 18
Polish Veterans' Mut. Ben. Society				1,516 96	1,516 96	1,516 96	1,516 96
Postal Benefit Association of Toronto			21,000 00	14,921 10	35,921 10	650 00	850 00
Pride of Israel Sick Ben. Society	7,281 07	119,073 27	15,421 51	29,875 23	171,651 08	171,651 08	171,651 08
Provincial Grand Lodge (Manchester Unity), Independent Order of Oddfellows	6,850 00			1,045 36	7,895 36	7,895 36	7,895 36
Radamer Mut. Ben. Society				1,092 47	1,092 47	1,092 47	1,092 47
Rani Ghar Grotto Mut. Ben. Society				866 37	866 37	866 37	866 37
Rogers, Wm., Manfg. Co. Welfare Society			1,500 00	610 17	2,110 17	2,110 17	2,110 17
St. Albert Friendly Society			4,000 00	565 61	4,565 61	4,565 61	4,565 61
St. Boniface Ben. Society			1,000 00	674 65	1,674 65	1,674 65	1,674 65
St. David's Mut. Ben. Society		523 00	500 00	1,117 58	2,140 58	2,140 58	2,140 58
St. Joseph's Aid Society			1,000 00	217 06	1,217 06	1,217 06	1,217 06
Sawyer-Massey, Ltd., Emp. Mut. Ben. Assn.				1,893 98	1,893 98	1,893 98	1,893 98
Shlinsky Manfg. Co. Ltd., Emp. Mut. Ben. Society				1,079 81	8,179 81	8,179 81	8,179 81
Societa Figli d'Italia di Mutuo Soccorso St. Antonio d'Ottawa	13,000 00	7,100 00		2,007 59	15,007 59	15,007 59	15,007 59
Societa Italiana di Mutuo Soccorso Guglielmo Marconi	2,400 00			582 62	2,982 62	2,982 62	2,982 62
Societa di Mutuo Soccorso Recalmutese, Hamilton				2,762 30	2,762 30	2,762 30	2,762 30
Societa di Mutuo Soccorso Trinacria, Toronto				232 10	232 10	232 10	232 10
Sons of Abraham Mut. Ben. Society			15,000 00	6,612 44	5,660 97	5,660 97	5,660 97
Sons and Daughters of Canadian Lithuanian Mut. Ben. Society	580 00			1,134 18	21,612 44	21,612 44	21,612 44
Sons of David Mut. Ben. Society	3,000 00		8,000 00	10,185 45	21,285 83	202 50	695 52
Sons of Jacob Benevolent Society	7,500 00			1,074 03	8,574 03	1,180 00	1,180 00
Star of Italy Mut. Aid and Benevolent Assn.				1,235 61	1,235 61	1,235 61	1,235 61
Star Mut. Ben. Society	1,500 00			96 38	1,596 38	75 00	75 00
Theatrical Mut. Assn. (Hamilton)			17,400 00	10,273 63	27,673 63	27,673 63	27,673 63
Theatrical Mutual Assn. (Toronto)			10,500 00	2,095 23	12,595 23	12,595 23	12,595 23
Toronto Civic Emp. Benevolent Assn.		1,250 00	7,398 02	1,836 73	15,484 75	300 00	300 00
Toronto Hebrew Benevolent Society	5,000 00			1,969 06	1,969 06	1,969 06	1,969 06
Toronto Hydro-Electric System Emp. Mut. Ben. Society	2,000 00		1,500 00	2,590 13	6,090 13	25 00	25 00
Toronto Independent Benevolent Assn.	28,000 00		72,700 00	11,593 22	113,593 22	113,593 22	113,593 22
Toronto Musical Protective Assn.			6,987 10	1,603 93	8,591 03	8,591 03	8,591 03
Transportation Club of Toronto							

Short Name of Society	ASSETS						LIABILITIES											
	Real estate		Mortgages on real estate		Bonds, debentures, and other securities		Cash on hand and in bank		All other	Total	Claims unpaid	All other	Total					
	\$	c.	\$	c.	\$	c.	\$	c.	\$	c.	\$	c.	\$	c.				
Ukrainian National Mut. Ben. Asscn. of Port William	4,000	00					3,164	04					7,164	04				
Ulga Mut. Ben. Society							1,796	99					1,796	99				
Union of Ukrainian Brotherhoods			1,400	00			9,110	93					10,510	93				
United Mut. Ben. Society of A. Pushkin							155	00					155	00				
Viiese Mut. Ben. Society							726	57					726	57				
Warsaw Lodzer Mut. Ben. Asscn.	1,572	20					1,026	76					2,598	96				
Young Men's Hebrew Association	4,172	96	2,450	00			1,500	00					13,278	07				
Zion Benevolent Society	5,000	00			6,100	00	2,438	40					13,538	40				
Totals	169,130	28	318,548	34	622,252	11	384,489	47	9,908	06	1,504,328	26	2,911	02	23,778	16	26,689	18



Short Name of Society	EXPERIENCE				INCOME				Received from investments	
	Number reported at 31st Dec., 1936	Number of members who died during 1936 of members (**Members wives; ††Members; parents)	Number of members sick during 1936	Number of weeks' sickness during 1936	Assessments, dues and fees	Interest	All other	Total		
										\$
A. & P. (Toronto) Managers' Mut. Ben. Society	303		92	228	3,170	99	1,396	40	4,576	46
A. & P. (Toronto) Mut. Ben. Society	80		24	84	787	60	28	89	816	49
Army & Navy Veterans' Society, Hamilton	156				447	85	51	27	2,239	52
Army & Navy Veterans' Society-Toronto	213	3			389	49	181	07	222	67
Beaver Sick and Funeral Ben. Society	181	2	24	106	1,314	00			1,314	00
Border Cities Italian Club Mut. Ben. Society	154	1	19	66	877	00	14	42	891	42
Brantford Carriage Co., Ltd., Relief Assn.	203	1	30	115	724	00	6	76	730	76
Brantford Hungarian Mut. Ben. Society	166	2	56	163	1,842	00	140	77	1,988	77
Brantford Polish Mut. Ben. and Friendly Society	107		15	41	453	00	18	37	2,054	66
Brown Bros., Ltd., Emp. Sick Ben. Society	50		6	22	147	50	12	38	159	88
Brunner Mond Mut. Ben. Society	201		26	96	2,569	00	198	45	2,767	45
Canada Cycle & Motor Co., Ltd., Emp. Mut. Ben. Society	342	6	66	264	611	80	4	56	2,616	36
Canadian Acme Screw & Gear Emp. Mut. Ben. Society	850		347	450	5,181	00	20	30	5,201	30
Canadian Allis-Chalmers, Ltd., Emp. Mut. Ben. Society	372	5	52	208	2,614	75	5	78	2,620	53
Canadian General Electric, Ward St. Works Div., Emp. Mut. Ben. Society	341	1	57	212	1,995	25	8	93	2,004	18
Canadian Hebrew Benevolent Society	178	1	14	85	3,326	90	211	12	929	19
Canadian National Expressmen's Mut. Ben. Society	1,140	17	152	708	6,848	50	677	08	7,525	58
Canadian Order of Rechabites	495	1	31	230	2,782	98	2,084	75	5,691	19
Canadian Pacific Expressmen's Mut. Ben. Society	1,456	12	265	1,117	10,871	00	297	90	11,168	90
Canadian Slovenian Mut. Ben. Society	81				293	00			293	00
Citizens' Mut. Ben. Assn.	80				220	00			220	00
Cobban Manfg. Co.'s Emp. Mut. Ben. Society	35	6	29	25	211	00	10	00	221	00
Cockshutt Plow Emp. Relief Assn.	528	3	57	425	1,525	00	12	08	3,062	08
Consumers' Gas Co. Emp. Relief Assn.	540	7	82	433	3,664	40			500	00
Croatian Mut. Ben. Society	80		3	11	842	50			842	50
Czecho-slower Aid Society	282	19	177	177	4,104	32	385	96	193	33
Daughters of England Benevolent Society	6,262	40	607	2,604	35,724	88	2,351	34	47,392	32
Dominion Forge & Stamping Co. Emp. Mut. Ben. Assn.	222	3	44	154	2,603	60	26	40	2,630	00
Dunlop Tire & Rubber Goods Emp. Mut. Ben. Society	601	3	105	284	3,609	50	27	26	60	00
Engineers' Mut. Ben. Fund	38	1	5	14	275	10	69	27	344	37
Evening Telegram Emp. Ben. Society	204	4	35	129	782	00	28	68	1,500	68
Foresmen, Ancient Order of, Subsid. High Court	7,429	**44	130		38,755	41	18,109	06	1,485	14
Globe Printing Co. Emp. Ben. Society	126	2	15	72	875	00	169	20	58,349	61
Grand Order of Israel Ben. Society	216	3	93	33	2,500	54	159	27	3,164	67
B. Greening Wire Co., Ltd., Emp. Ben. Society	**1	5	11	9	245	30			81	78
Gutta Percha & Rubber Manfg. Co., Ltd., Emp. Mut. Ben. Society	984	2	212	374	2,837	75	52	38	2,890	13
H.A. Mut. Ben. Assn.	1,640	4	900	1,068	12,748	60	16	29	134	24
Hamilton St. Stanislaus Mut. Ben. Society	88	3	17	104	579	50	36	01	550	90
Hebrew Friendly Society	71	1	13	38	643	56	55	86	1,250	52
Hebrew Sick Ben. Society	159	5	19	19	2,677	40	1,397	18	2	50
Hibernians, Ancient Order of	169		11	53	2,757	39	5	69	4,157	07
Imperial Varnish & Color Co. Sick Ben. Society	141		10	10	169	65	22	62	1,704	08
Independent Mut. Ben. Assn.	1,943	5	429	1,647	18,230	34			20,017	04





Short Name of Society	EXPENDITURE																										
	Expenses of management		Amount paid for funeral benefits during 1936		Amount paid for sick benefits during 1936		Amount paid for medical attendance during 1936		Amount paid for special relief during 1936		All other		Total		Paid for investments												
	\$	c.	\$	c.	\$	c.	\$	c.	\$	c.	\$	c.	\$	c.	\$	c.											
A. & P. (Toronto) Managers' Mut. Ben. Society	223	72			1,910	06								1,094	94			3,228	72								
A. & P. (Toronto) Mut. Ben. Society	29	36			775	20								77	99			882	55			1,000	00				
Army & Navy Veterans' Society, Hamilton	619	57					177	00						428	02			1,224	59			746	91	1,163	59		
Army & Navy Veterans' Society, Toronto	518	00												77	91			9	00			461	50				
Beaver Sick and Funeral Ben. Society	142	80			142	00			486	43								1,282	73			1,009	25				
Border Cities Italian Club Mut. Ben. Society	71	57			125	00			461	00								786	52			1,009	25				
Brantford Carriage Co., Ltd., Relief Assn.	41	75			100	00			867	50								1,611	27			1,019	69				
Brantford Hungarian Mut. Ben. Society	267	71			200	00			1,143	56								1,611	27			1,019	69				
Brantford Polish Mut. Ben. and Friendly Society	814	05							205	64								1,019	69			1,019	69				
Brown Bros., Ltd., Emp. Sick Ben. Society	16	25							164	00								180	25			180	25				
Brunner Mond Mut. Ben. Society	30	50							769	12								1,080	00			1,080	00				
Canada Cycle & Motor Co., Ltd., Emp. Mut. Ben. Society	205	00			180	00			1,139	19								837	50			444	25				
Canada Cycle & Motor Co., Ltd., Emp. Mut. Ben. Society	188	65							2,718	50								1,328	15			4,235	15				
Canadian Ames Sewer & Gear Emp. Mut. Ben. Society	296	41			500	00			1,251	60								876	62			2,924	63				
Canadian Allis-Chalmers, Ltd., Emp. Mut. Ben. Society	71	00			100	00			1,187	92								480	75			1,839	67				
Canadian General Electric, Ward St. Works Div., Emp. Mut. Ben. S.	1,080	61			245	50			845	00								1,123	70			254	00				
Canadian Hebrew Benevolent Society	560	40			3,300	00			4,246	94								500	50			8,107	34				
Canadian National Expressmen's Mut. Ben. Society	2,278	51			50	00			712	58								10	00			174	87				
Canadian Order of Rechabites	792	22			1,800	00			7,816	00								10	00			10,408	22			2,025	50
Canadian Pacific Expressmen's Mut. Ben. Society	262	00																				272	00				
Canadian Slovenian Mut. Ben. Society	75	00																				75	00				
Citizen's Mut. Ben. Assn.	35	00							174	00												12	00				
Cobban Manfg. Co. Emp. Mut. Ben. Society	320	65			250	00			2,548	00												3,168	65				
Cockshutt Plow Emp. Relief Assn.	195	36			1,050	00			2,163	07									821	41			4,229	84			
Consumers' Gas Co. Emp. Relief Assn.	212	49							155	00												367	49				
Croatian Mut. Ben. Society	914	69							1,593	70									1,497	85			839	27			
Czenstochower Aid Society	25,703	20			1,965	00			6,815	94									8,540	24			1,240	09			
Daughters of England Benevolent Society	60	42			300	00			1,544	00												347	50				
Dominion Forge & Stamping Co. Emp. Mut. Ben. Assn.	425	15			400	00			1,779	56									1,051	75			2,32	85			
Dunlop Tire & Rubber Goods Emp. Mut. Ben. Society	23	85			125	00			84	00												232	85				
Engineers' Mut. Ben. Fund	139	40			400	00			84	00												1,319	40				
Evening Telegram Emp. Ben. Society	12,101	07			14,430	00			17,205	80									300	00			6	00			
Foresters, Ancient Order of, Subsid. High Court	360	63			200	00			432	00												2,698	94				
Globe Printing Co. Emp. Ben. Society	1,171	46			755	00			510	00									213	00			58	24			
Grand Order of Israel Ben. Society	93	88			120	00			165	83												379	71				
Guttia Percha & Rubber Manfg. Co., Ltd., Emp. Mut. Ben. Society	200	90			310	00			1,877	10									4,402	96			2,388	00			
H.A. Mut. Ben. Assn.	407	28			300	00			7,477	50									21	50			12,171	74			
Hamilton St. Stanislaus Mut. Ben. Society	185	50			300	00			647	50												15	00				
Hebrew Friendly Society	509	97			168	00			228	00									517	50			1,172	50			
Hebrew Sick Ben. Society	1,015	78							152	0												44	00				
Hibernians, Ancient Order of	1,050	89			1,000	00			265	00									235	65			3,363	69			
Imperial Varnish & Color Co. Sick Ben. Society	51	60			800	00			53	34									64	80			18,514	14			
Independent Mut. Ben. Assn.	5,742	24			100	00			10,370	17									335	00			1,536	93			
Italian Brotherhood Mut. Benevolent Society	361	55							1,086	00												30	25				
Italian Mut. Ben. Society of Port Arthur	298	89							308	00									186	75			823	89			

Italo-Canadian Benevolent Society.....	292 31	650 00	703 11	369 25	194 75	614 75	2,014 67
Iwansky Mut. Ben. Society.....	321 19	75 00	36 00	314 50		614 75	1,556 19
Judean Benevolent and Friendly Society.....	1,601 67	236 00	1,104 00	727 02			3,668 69
Kietzler Sick Ben. Society.....	1,281 88	161 00	549 00	1,273 00		1,781 48	4,693 40
Knights of Malta, Chap. General of Canada.....	17,256 51	2,630 00	4,286 86	992 75	934 61		1,396 88
Knights of Pythias, Grand Lodge of Ontario.....	3,401 23	436 00	1,344 00	1,757 07	323 01	3,607 71	26,100 73
Labour League Mut. Ben. Society.....	520 16		524 00	234 50	13 00		20,869 02
Leagover Mut. Ben. Society.....	46 85		133 50				901 16
Leaside Mut. Aid Society.....	1,147 43	697 15	878 00	749 20	155 00		3,626 78
Limitzer Sick Ben. Society.....	59,106 75	4,100 00	17,455 00	722 50		6,913 60	1,890 00
Loyal Order of Moose of Ontario.....	2,368 42	1,300 00					88,297 85
Loyal Orange Young Briton Lodge, No. 33.....	18 06		1,332 22				3,668 42
Loyal True Blue Association.....	231 86	120 00	1,188 34				1,350 28
MacLean Publishing Co., Ltd., Mech. Div., Mut. Ben. Assn.....	750 00	2,066 50	2,066 50				1,540 20
Massey-Harris Emp. Ben. Assn. (Brantford).....	710 70	1,140 00	2,938 00				3,040 93
Massey-Harris (Toronto) Mut. Ben. Society.....	716 29	1,418 55	673 00	1,033 00		1,229 73	4,788 70
Mozairer Sick Ben. Society.....	38 16		275 80				5,070 57
Mut. Ben. Society of Alumnae Assn., Victoria Hosp. School of Nursing.....	113 12	400 00					313 96
Mutual Masonic Compact of St. Catharines.....	57 10	100 00	921 54			80 91	513 12
National Cash Register Co. Emp. Ben. Society.....	3,689 64	200 00	4,116 21				1,159 85
National Slovak Mut. Ben. Society.....	191 57	400 00					8,005 85
Order of Sons of Italy Mut. Ben. Society.....	523 94	22 50	861 50	36 75			591 57
Ostrawetz Independent Mut. Ben. Society.....	408 17	500 00	16 00	104 50		201 98	1,444 69
Ottawa Hebrew Ben. Society.....	1,803 21		2,784 00	298 90			5,386 11
Polish Alliance Friendly Society of Canada.....	62 50	300 00	45 00	15 00			222 80
Postal Ben. Assn. of Toronto.....	80 03						380 03
Pride of Israel Sick Ben. Society.....	1,586 98	1,350 00	2,184 00	1,978 50		6,916 26	14,015 74
Prov. Grand Lodge (Manchester Unity), Independent Order of Oddfellows.....	6,815 99	1,673 00	13,881 93	4,990 61		11,300 99	38,662 82
Radomer Mut. Ben. Society.....	1,979 83	40 00	144 00	900 30		50 75	3,114 88
Rani Ghar Grotto Mut. Ben. Society.....	31 94	1,200 00	211 34				1,231 94
Rogers, Wm., Manfg. Co. Welfare Society.....	33 00	200 00					474 84
St. Albert Friendly Society.....	39 15	200 00			2 50	14 50	
St. Boniface Ben. Society.....	137 66	219 00	803 75	106 00		151 35	1,153 95
St. David's Mut. Ben. Society.....	121 55	73 00	466 58				923 66
St. Joseph's Aid Society.....	43 50	20 00	345 99			5 00	323 80
St. Joseph's Mut. Ben. Assn.....	69 00	50 00	326 75				515 78
Stungly Manfg. Co. Emp. Mut. Ben. Assn.....	241 98		1,876 59			3 50	2,122 07
Societa Figli d'Italia di Muttio Soccorso St. Antonio d'Ottawa.....	704 53		1,229 94				462 97
Societa Italiana di Muttio Soccorso Guglielmo Marconi.....	105 98		1,262 00	465 16		1,073 32	3,508 56
Societa di Muttio Soccorso Realmatense, Hamilton.....	386 35	600 00	215 00	180 00			581 50
Societa di Muttio Soccorso Realmatense, Toronto.....	346 35	25 00	84 00	283 00			1,673 35
Sons of Abraham Mut. Ben. Society.....	301 70		3,465 00	153 00	37 00		918 70
Sons and Daughters of Canadian Lithuanian Mut. Ben. Society.....	300 63		130 86	874 57			3,829 91
Sons and Daughters of Ireland Protestant Assn.....	143 06	700 00	345 90	294 54	224 08	1,506 63	4,864 20
Sons of David Mut. Ben. Society.....	958 73	232 50	345 50	204 34		683 93	1,870 01
Sons of Jacob Benevolent Society.....	302 23	1,456 30	1,081 00	1,877 60	293 00	1,460 66	7,127 29
Star of Italy Mut. Aid and Benevolent Society.....	116 20		190 83	186 41	5 00	275 18	965 65
Theatrical Mut. Assn. (Hamilton).....	614 50		2,460 00				2,588 20
Theatrical Mut. Assn. (Toronto).....	1,101 43	200 00	40 00	55 52		140 23	352 01
Toronto Electric Benevolent Assn.....	925 74	1,650 00	604 50	162 00	65 00		1,587 50
Toronto Hebrew Benevolent Society.....	372 20	1,500 00	1,390 00	293 70	10 60		3,660 29
Toronto Hydro-Electric System Emp. Mut. Ben. Society.....	942 49	2,000 00	2,714 00	1,135 50	258 59	1,542 57	5,768 40
Toronto Musical Benevolent Society.....	12,301 55	1,100 00	651 00	568 86		3,837 56	9,157 50
Transportation Club of Toronto.....	1,101 550	100 00		920 15		614 00	18,810 26

EXPENDITURE

Short Name of Society	Expenses of management		Amount paid for funeral benefits during 1936		Amount paid for sick benefits during 1936		Amount paid for medical attendance during 1936		Amount paid for special relief during 1936		All other		Total		Paid for investments	
	\$	c.	\$	c.	\$	c.	\$	c.	\$	c.	\$	c.	\$	c.	\$	c.
Ukrainian National Mut. Ben. Assen. of Fort William.....	1,100	51	125	00	207	50	154	00			471	94	2,058	95		
Ulga Mut. Ben. Society.....	147	19			588	00	7	00					742	19		
Union of Ukrainian Brotherhoods.....	358	44	125	00	927	00	278	00					1,688	44		
United Mut. Society of A. Pushkin.....	121	00			105	00					4	80	230	80		
Vitebsk Mut. Ben. Society.....	182	51	406	00			379	94					588	51		
Warsaw Lodzer Mut. Ben. Assen.....	531	10	240	00	249	00	732	00					1,400	24		
Young Men's Hebrew Assen.....	1,515	97	150	00	846	25	1,023	50	157	75	1,073	54	3,401	67		
Zion Benevolent Society.....	712	27	7	50	766	00			163	40			3,746	21		
Totals.....	195,855	43	60,267	75	169,563	65	50,640	02	7,090	24	59,011	68	542,428	77	40,147	94

Name of Society	Head Office	Name of President	Name of Secretary	Address
A. & P. (Toronto) Managers' Mutual Benefit Society.....	Toronto.....	Edward Cridland.....	F. J. Beeson.....	Toronto.....
A. & P. (Toronto) Mutual Benefit Society.....	Toronto.....	N. C. McBeth.....	R. Tutton.....	Toronto.....
Army and Navy Veterans' Society of Hamilton, His Majesty's.....	Hamilton.....	J. Whiarrie.....	Albert Nicholls.....	Hamilton.....
Army and Navy Veterans' Society of Toronto, His Majesty's.....	Toronto.....	F. A. Grimmer.....	T. H. Proctor.....	Toronto.....
Bever Sick and Funeral Benefit Club.....	Toronto.....	Wm. Chisholm.....	H. Page.....	Toronto.....
Border Cities Italian Club Mutual Benefit Society.....	Windsor.....	P. Marchini.....	A. Ferraro.....	Windsor.....
Brantford Carriage Company Relief Association.....	Brantford.....	Geo. Reeve.....	F. O. Bridges.....	Brantford.....
Brantford Hungarian Mutual Benefit Society.....	Brantford.....	Wm. Kowal.....	Michael Gornyczki.....	Brantford.....
Brantford Polish Mutual Benefit and Friendly Society.....	Brantford.....	Miss A. Hastings.....	J. Sroka.....	Brantford.....
Brown Brothers, Limited, Employees' Sick Benefit Society.....	Amherstburg.....	A. U. Gunn.....	J. E. Lamb.....	Toronto.....
Brunner Mond Mutual Benefit Society.....	Amherstburg.....	Sidney Norman.....	H. M. Stanchif.....	Amherstburg.....
Canada Cycle and Motor Company, Limited, Employees' Mutual Benefit Society.....	Weston.....	Thos. Symons.....	Percy Knight.....	Weston.....
Canadian Acme Screw and Gear Employees' Mutual Benefit Society.....	Toronto.....	Fredk. J. Boyes.....	Frank McClashan.....	Toronto.....
Canadian Allis-Chalmers, Limited, Employees' Mutual Benefit Society.....	Toronto.....	Percy Cockfield.....	Ernest Hunt.....	Toronto.....
Canadian General Electric, Ward St. Works Division, Employees' Sick Benefit Society.....	Toronto.....	Wm. Sacks.....	Herbert M. Robinson.....	Toronto.....
Canadian Hebrew Benevolent Society.....	Toronto.....	John T. Morrison.....	J. Schein.....	Toronto.....
Canadian National Expressmen's Mutual Benefit Association.....	Toronto.....	G. R. Jones.....	W. T. Murphy.....	Toronto.....
Canadian Order of Rechabites.....	Toronto.....	W. Tracy.....	A. Carmichael.....	Toronto.....
Canadian Pacific Expressmen's Sick Benefit Association.....	Toronto.....	Leonard F. Bedal.....	J. Donaldson.....	Toronto.....
Canadian Slovenian Mutual Benefit Society.....	Windsor.....	George Crosbie.....	Mike Zapotocki.....	Toronto.....
Citizen's Mutual Benefit Association.....	Toronto.....	Charles Webber.....	Lawson C. Clouse.....	Windsor.....
Cobban Manufacturing Company's Employees' Mutual Benefit Society.....	Brantford.....	John Stewart.....	J. S. Hunter.....	Toronto.....
Cockshutt Plow Company, Limited, Employees' Relief Association.....	Brantford.....	John Krzmaric.....	Frank Elliott.....	Brantford.....
Consumers' Gas Company's Employees' Mutual Benefit Society.....	Toronto.....	D. Finer.....	Chris. J. Kennedy.....	Toronto.....
Croatian Mutual Benefit Society of Canada.....	Schumacher.....	Mrs. Mabel Drew.....	Frank Bassar.....	Schumacher.....
Czenstochow Aid Society.....	Burlington.....	W. Poisson.....	J. Potash.....	Toronto.....
Daughters of England Benevolent Society of Canada.....	Walkerville.....	Jas. D. Neville.....	Wm. E. Miller.....	Burlington.....
Dominion Forge and Stamping Company, Limited, Employees' Mutual Benefit Assn.....	Toronto.....	F. W. Baill.....	E. A. Lacroix.....	Windsor.....
Dunlop Tire and Rubber Goods Employees' Mutual Benefit Society.....	Toronto.....	T. J. Porter.....	L. P. Arlett.....	Toronto.....
Engineers' Mutual Benefit Fund.....	Toronto.....	A. E. Harlok.....	W. T. Gilmour.....	Toronto.....
Evening Telegram Employees' Benefit Society.....	Toronto.....	H. H. Abbs.....	C. L. Perry.....	Toronto.....
Foresters, Ancient Order of, Subsidiary High Court of Dominion of Canada.....	Toronto.....	Alf. Goldberg.....	Geo. Cashman.....	Toronto.....
Grand Printing Company Employees' Benefit Society.....	Hamilton.....	J. Child.....	Jack Freedman.....	Hamilton.....
Globe Order of Israel Benefit Society.....	Hamilton.....	A. Fisher.....	G. S. Battram.....	Hamilton.....
B. Greening Wire Company, Limited, Employees' Benefit Society.....	Hamilton.....	E. Elhott.....	S. F. Wrathall.....	Hamilton.....
Gutta Percha and Rubber Manufacturing Company of Toronto, Limited, Employees' Sick Benefit Society.....	Toronto.....	L. Galuszka.....	B. Herring.....	Toronto.....
H.A. Mutual Benefit Association.....	Hamilton.....	H. Freedman.....	Paul Bonk.....	Toronto.....
Hamilton St. Stanislaus Mutual Benefit Society.....	Toronto.....	H. Kornblum.....	Dr. S. Pearman.....	Hamilton.....
Hebrew Friendly Society.....	Toronto.....	P. W. Falvey.....	A. Nissenbaum.....	Toronto.....
Hebrew Sick Benefit Society.....	Ottawa.....	A. E. Sparrow.....	Wm. Ryder.....	Ottawa.....
Hibernians, Ancient Order of.....	Toronto.....	W. Schincaiol.....	L. J. Ewles.....	Toronto.....
Imperial Varnish and Color Company Sick Benefit Society.....	Toronto.....	G. Altilla.....	Jos. Biasco.....	Toronto.....
Independent Mutual Benefit Federation.....	Toronto.....	J. Lipowich.....	F. Polino.....	Toronto.....
Italian Brotherhood Mutual Benefit Association.....	Toronto.....	I. Taylor.....	N. Tomassoni.....	Toronto.....
Italian Mutual Benefit Society of Port Arthur.....	Port Arthur.....	S. Lotman.....	P. Costarella.....	Port Arthur.....
Italo-Canadese Benefit Society.....	Toronto.....		H. Blementfeld.....	Toronto.....
Iwasker Mutual Benefit Society.....	Toronto.....		P. Caplan.....	Toronto.....
Judean Benevolent and Friendly Society.....	Toronto.....		N. Yashy.....	Toronto.....
Keltzer Sick Benefit Society.....	Toronto.....			Toronto.....

When organized or incorporated

Name of Society	When organized or incorporated	Head Office	Name of President	Name of Secretary	Address
Knights of Malta, Chapter General of Canada.....	1910	Toronto.....	C. S. Nettleton.....	J. B. Pugh.....	Toronto
Knights of Pythias, Grand Lodge of Ontario.....	1872	Toronto.....	Bert Freed.....	A. Coulter.....	Toronto
Labour League Mutual Benefit Society.....	1927	Toronto.....	Sam Lipschitz.....	S. Shek.....	Toronto
Lagover Mutual Sick Benefit Society.....	1932	Toronto.....	W. G. Gray.....	H. Perl.....	Toronto
Leaside Mutual Aid Society.....	1913	Toronto.....	A. Book.....	Edward Flowers.....	Toronto
Limzer Sick Benefit Society.....	1913	Toronto.....	H. Wilson.....	I. Berman.....	Toronto
Loyal Orange Young Men's Lodge, No. 33.....	1873	Ottawa.....	Arthur E. Southest.....	T. P. Hackett.....	Ottawa
Loyal Order of Moose, Ontario.....	1917	Toronto.....	Chas. E. Clarke.....	N. C. Heyd.....	Toronto
Loyal True Blue Association.....	1878	Toronto.....	F. Brooklebank.....	Jas. A. Stewart.....	Toronto
MacLean Publishing Company, Limited, Mechanical Division, Mutual Benefit Asscn.....	1923	Toronto.....	John Johnson.....	Frank Anstin.....	Toronto
Massey-Harris Company, Unity Works, Sick and Funeral Benefit Association.....	1899	Brantford.....	Cyril Mavin.....	Fred A. Box.....	Brantford
Massey-Harris Company, Limited, Brantford, Employees' Benefit Association.....	1885	Brantford.....	R. Gordon.....	E. E. Uptgrove.....	Brantford
Massey-Harris (Toronto) Employees' Mutual Benefit Society.....	1883	Toronto.....	H. Mangel.....	John Wood.....	Toronto
Mozier Sick Benefit Society.....	1905	Toronto.....	Miss M. McLaughlin.....	H. Massey.....	Toronto
Mutual Benefit Society of Alumage Association, Victoria Hospital School of Nursing.....	1932	London.....	Fred W. Graham.....	Miss M. F. Wilson.....	London
Mutual Masonic Compact of St. Catharines.....	1871	St. Catharines.....	G. Craig.....	A. E. Coombs.....	St. Catharines
National Cash Register Employees' Benefit Society.....	1907	Toronto.....	R. G. Surofsky.....	J. E. Imber.....	Toronto
National Slovak Mutual Benefit Society.....	1933	Kirkland Lake.....	W. T. Kingston.....	Geo. Koretz.....	Toronto
National Order of Ontario, Grand Lodge of Ontario.....	1926	Toronto.....	Dr. V. Sabetta.....	Rev. L. Sauro.....	Toronto
Oddfellows, Independent Order of Grand Lodge of Ontario.....	1929	Toronto.....	Sam Waldman.....	Nathan Speisman.....	Toronto
Ostrowetz Independent Mutual Benefit Society.....	1925	Ottawa.....	L. Fine.....	H. Goldenberg.....	Ottawa
Ottawa Hebrew Benefit Society.....	1907	Toronto.....	A. Piekarz.....	K. M. Gutowski.....	Toronto
Polish Alliance Friendly Society of Canada.....	1930	Toronto.....	S. Wojcik.....	F. Boksa.....	Toronto
Polish Veterans' Mutual Benefit Society.....	1907	Toronto.....	R. A. Dixon.....	D. S. McGlade.....	Toronto
Postal Benefit Association of Toronto.....	1907	Toronto.....	B. Sonshine.....	L. H. Cohen.....	Toronto
Pride of Israel Sick Benefit Society.....	1905	Toronto.....	L. E. Barley.....	E. Hewitt.....	Toronto
Provincial Grand Lodge, Manchester Unity, Independent Order of Oddfellows.....	1887	Toronto.....	L. Green.....	A. Glass.....	Toronto
Radomer Mutual Benefit Society.....	1935	Toronto.....	J. E. Carter.....	Chas. M. Carrie.....	Toronto
Rani Ghar Grotto Mutual Benefit Society.....	1934	Niagara Falls.....	Wm. McGehey.....	M. Thompson.....	Niagara Falls
Rogers, Wm., Manufacturing Company Welfare Society.....	1919	Renfrew.....	Frank Zydowski.....	Harold Prince.....	Renfrew
St. Albert Friendly Society.....	1909	Renfrew.....	Geo. H. Lachenbauer.....	Alex. Wey.....	Kitchener
St. Boniface Benefit Society.....	1892	Toronto.....	S. G. Davies.....	J. B. Whiteley.....	Kitchener
St. David's Mutual Benefit Society.....	1911	Toronto.....	Frank Beunger.....	Isadore Groerer.....	Formosa
St. Joseph's Aid Society of Formosa.....	1887	Formosa.....	John F. Bates.....	Thos. Holt.....	Formosa
Sawyer-Massey Company, Limited, Employees' Mutual Benefit Association.....	1911	Hamilton.....	Chas. Craft.....	Chas. M. Sandison.....	Hamilton
Singsby Manufacturing Company, Limited, Employees' Sick Benefit Association.....	1920	Brantford.....	G. Constantini.....	Joseph Padini.....	Brantford
Societa Figli d'Italia di Mutuo Soccorso St. Antonia, d'Ottawa.....	1907	Ottawa.....	Angelo Braido.....	L. Scarcella.....	Ottawa
Societa Italiana di Mutuo Soccorso Guglielmo Marconi.....	1917	Sault Ste. Marie.....	Joe La Presto.....	Angelo Unelli.....	Sault Ste. Marie
Societa di Mutuo Soccorso Recalmese, Hamilton.....	1918	Hamilton.....	Sam Katuznan.....	Guiseppe Amodeo.....	Hamilton
Societa di Mutuo Soccorso la Trinitaria, di Toronto.....	1914	Toronto.....	A. Morkis.....	H. Slaur.....	Toronto
Sons of Abraham Mutual Benefit Society.....	1935	Toronto.....	T. Brown.....	K. Nartzevicius.....	Toronto
Sons and Daughters of Canadian Lithuanian Mutual Benefit Society.....	1912	Toronto.....	M. Prousky.....	J. Steele.....	Toronto
Sons and Daughters of Ireland Protestant Association.....	1890	Toronto.....	J. Cohen.....	M. Burgess.....	Toronto
Sons of David Mutual Benefit Society.....	1933	Toronto.....	Andrew Pesce.....	Roy Shapiro.....	Toronto
Sons of Jacob Benevolent Society.....	1918	Niagara Falls.....	Geo. D. Wallace.....	Ubaldo Geremia.....	Niagara Falls
Star of Italy Mutual Aid and Benevolent Society.....	1918	Hamilton.....	D. Harris.....	H. C. Coulter.....	Hamilton
Star Mutual Benefit Society.....	1926	Hamilton.....	A. M. Lobracio.....	C. W. Leake.....	Hamilton
Theatrical Mutual Association of Hamilton.....	1907	Toronto.....	Robt. Broadfoot.....	Wm. J. Cox.....	Toronto
Theatrical Mutual Association of Toronto.....	1886	Toronto.....			Toronto
Toronto Civic Employees' Benevolent Association.....	1890	Toronto.....			Toronto



Toronto Hebrew Benevolent Society.....	1899	Toronto.....	J. J. Minsky.....	Toronto.....	M. Fromstein.....	Toronto
Toronto Hydro-Electric System Employees' Mutual Benefit Society.....	1914	Toronto.....	A. E. Matthewson.....	Toronto.....	W. H. Linge.....	Toronto
Toronto Independent Benevolent Association.....	1909	Toronto.....	J. Ruben.....	Toronto.....	Dr. L. Lockhart.....	Toronto
Toronto Musical Protective Association.....	1894	Toronto.....	Walter M. Murdoch.....	Toronto.....	Arthur Dowell.....	Toronto
Transportation Club of Toronto.....	1913	Toronto.....	T. L. Cooke.....	Toronto.....	Wm. G. Hamilton.....	Toronto
Ukrainian National Mutual Benefit Association of Fort William.....	1933	Fort William.....	J. Sorochuk.....	Toronto.....	G. Bodnar.....	Toronto
Ulga Mutual Benefit Society.....	1924	Toronto.....	H. Peleck.....	Toronto.....	John Raczekwicz.....	Toronto
Union of Ukrainian Brotherhoods.....	1911	Toronto.....	Wasył Hodovansky.....	Toronto.....	John Bartosh.....	Toronto
United Mutual Benefit Society of A. Pushkin.....	1931	Toronto.....	N. Yasinsky.....	Toronto.....	E. Zabudsky.....	Toronto
Vitese Mutual Benefit Society.....	1935	Toronto.....	Geo. Somine.....	Toronto.....	Salvadore Pozzo.....	Toronto
Warsaw Lodzer Mutual Benefit Association.....	1929	Toronto.....	I. Cohen.....	Toronto.....	Mrs. M. Goshirsky.....	Toronto
Young Men's Hebrew Association.....	1908	Toronto.....	Morris Fine.....	Toronto.....	Harry Bocknek.....	Toronto
Zion Benevolent Society.....	1910	Toronto.....	S. Caplan.....	Toronto.....	P. J. Isaacson.....	Toronto



---

---

F  
COMPANIES NOT WITHIN  
A, B, C, D, and E

---

---



# F

## COMMERCE MUTUAL FIRE INSURANCE COMPANY\*

HEAD OFFICE, STE. HYACINTHE, QUE.

*Officers.*—President, Hon. Alfred Leduc; Vice-President, Irene Auclair; Secretary, T. A. St. Germain; General Manager, T. A. St. Germain; Assistant General Manager, L. C. Vallie; Treasurer, T. A. St. Germain.

*Directors.*—J. E. Phaneuf, Hon. Jacob Nicol, Hon. Alfred Leduc, Rene Morin, Irene Auclair, T. A. St. Germain, Hon. E. L. Patenaude, Lucien St. Germain.

*Date of Incorporation.*—April 14, 1927. *Date commenced business in Canada.*—August 20, 1928.

	<b>PREMIUMS WRITTEN—CLAIMS INCURRED</b>		
Capital stock paid in cash.....	\$124,000	Premiums—Ontario (net).....	\$112,879
Total assets.....	1,753,183	Premiums—Total business (net)..	381,107
Total liabilities.....	157,701	Claims—Ontario (net).....	18,508
Surplus protection of policyholders.	1,595,482	Claims—Total business (net)....	122,652

## MUTUAL LIFE ASSURANCE COMPANY OF CANADA\*

HEAD OFFICE, WATERLOO, ONT.

*Officers.*—President, R. O. McCulloch, Galt; Vice-President, L. L. Lang, Kitchener; General Manager, W. H. Somerville, Waterloo; Secretary, H. M. Cook.

*Directors.*—R. O. McCulloch, Galt; L. L. Lang, Kitchener; G. B. Gordon, Montreal, Que.; W. G. Watson, Toronto; Major-General Hon. S. C. Mewburn, K.C., Hamilton; Glyn Osler, K.C., Toronto; W. G. Murrin, Vancouver; Isaac Pitblado, Winnipeg; Hon. J. Fred Fraser, Halifax, N.S.; E. G. Long, K.C., Toronto; T. A. Russell, Toronto; W. H. Somerville, Waterloo, Ont.; Hon. J. E. Perrault, K.C., Arthabaska, Que.; C. F. Sise, Montreal; C. H. Houson, Chatham, Ont.

*Date of Incorporation.*—1867. *Date commenced business in Canada.*—1870.

	<b>PREMIUMS WRITTEN—CLAIMS INCURRED</b>		
Total assets.....	\$161,106,208	Premiums—Ontario (net).....	\$8,489,893
Ontario business in force (gross)...	283,367,237	Premiums—Total business (net)..	17,213,140
Total business in force (gross)....	537,895,286	Death Claims and Disability—	
		Ontario (net).....	1,691,218
		Death Claims and Disability—	
		Total business (net).....	3,584,754

## NORTH AMERICAN LIFE ASSURANCE COMPANY\*

HEAD OFFICE, TORONTO, ONT.

*Officers.*—President, T. Bradshaw; Vice-Presidents, C. W. I. Woodland, Frank A. Rolph, A. J. Mitchell; Secretary, W. G. Gallow; General Manager, D. E. Kilgour, F.A.S.

*Directors.*—C. L. Burton, F. S. Corrigan, Hon. G. S. Henry, A. J. Mitchell, C. W. I. Woodland, T. Bradshaw, W. B. Taylor, D. E. Kilgour, F. A. Rolph, all of Toronto, Ont.; Hon. L. A. Taschereau, Quebec, Que.; G. H. A. Montgomery, Montreal, Que.; E. W. Kneeland, Winnipeg; Hector McInnes, K.C., Halifax, N.S.; W. E. Buckingham, K.C., Guelph; Christopher Spencer, Vancouver.

*Date of Incorporation.*—May 15, 1879. *Date commenced business in Canada.*—January 10, 1881.

	<b>PREMIUMS WRITTEN—CLAIMS INCURRED</b>		
Assets in Canada.....	\$54,845,910	Premiums—Ontario (net).....	\$2,936,738
Ontario business in force (gross)...	77,128,050	Premiums—Canada (net).....	7,824,639
Canadian business in force (gross).	193,561,923	Claims—Ontario (net).....	393,778
		Claims—Canada (net).....	1,252,322

## THE STANSTEAD AND SHERBROOKE FIRE INSURANCE COMPANY

HEAD OFFICE, SHERBROOKE, QUE.

*Incorporated.*—September 1, 1835. *Date commenced business.*—September 1, 1835.

*Officers.*—President, Hon. Jacob Nicol; Vice-President, C. B. Howard, M.P.; Secretary-Treasurer, J. G. Armitage.

*Directors (as at date of filing statement).*—Amédée Caron, A. E. Curtis, Chas. B. Howard, M.P., Walter G. Hunt, F. W. McCrear, N. R. Mitchell, Hon. Jacob Nicol, F. J. Southwood, T. A. St. Germain.

*Auditors.*—J. H. Bryce, C.P.A.

\*See note on page 1.

## Statement for Year Ending 31st December, 1936

## Capital Stock

	Amount Subscribed for	Amount Paid in Cash
Amount of capital stock authorized, \$200,000.		
Number of shares, 2,000. Par value, \$100.		
Capital stock at beginning of year.....	\$200,000 00	\$150,000 00
Calls on capital received during year.....	Nil	9,000 00
Capital stock at end of year.....	<u>\$200,000 00</u>	<u>\$159,000 00</u>

## Premium on Capital Stock

Total amount paid to December 31, 1936.....	<u>Nil</u>
---	------------

## Balance Sheet—Assets

Book value of real estate held for sale.....		\$108,821 68
Mortgage loans on real estate:		
First mortgages.....	\$165,004 50	
Agreements for sale.....	39,135 86	204,140 36
Amortized book value of bonds, debentures and debenture stocks owned:		
Net in default.....	\$664,858 70	
In default.....	57,890 00	722,748 70
Cash in chartered banks of Canada in Canada.....		53,133 13
Interest due, \$1,191.71; accrued, \$10,566.76.....	\$11,758 47	
Rents due.....	571 30	12,329 77
Agents' balances and premiums uncollected:		
Written on or after October 1, 1936.....	\$48,469 71	
Premiums due from reinsuring companies:		
Written on or after October 1, 1936.....	9,353 45	57,823 16
Amount due from reinsurance on losses already paid.....		4,393 56
Deferred charges.....		479 62
Total Admitted Assets.....		<u>\$1,163,869 98</u>

## Balance Sheet—Liabilities

	In Canada	Outside Canada	Total Liabilities
Total provision for unpaid claims.....	\$9,194 23	\$1,313 00	\$10,507 23
Total net reserve, carried out at 100% thereof....	228,198 29	9,853 09	238,051 38
Expenses due and accrued.....			6,485 26
Taxes due and accrued.....			742 04
Reinsurance premiums.....			8,835 83
Total Liabilities (excluding capital stock).....			\$264,621 74
Capital stock paid in cash.....		\$159,000 00	
Surplus in profit and loss account.....		740,248 24	
Excess of assets over liabilities (surplus for protection of policyholders).....			899,248 24
Total Liabilities.....			<u>\$1,163,869 98</u>

## Profit and Loss Account

	In Canada	Outside Canada	All Business
Net premiums written.....	\$287,650 94	\$12,392 15	\$300,043 09
Reserve of unearned premiums (100%):			
At beginning of year.....	\$228,553 19	\$606 36	\$229,159 55
At end of year.....	228,198 29	9,853 09	238,051 38
Increase.....	\$354 90	\$9,246 73	\$8,891 83
Net premiums earned.....	\$288,005 84	\$3,145 42	\$291,151 26
Net losses and claims incurred.....	\$95,835 33	\$3,243 00	\$99,078 33
Net adjustment expenses.....	4,387 03	53 57	4,440 60
Commissions.....	58,945 22	4,460 63	63,405 85
Taxes (excluding taxes on real estate).....	16,687 33		16,687 33
Salaries, fees and travelling expenses.....	29,023 13		29,023 13
All other expenses.....			16,576 61
Total claims and expenses.....			\$229,211 85
Underwriting profit.....			\$61,939 41
Other revenue:			
Interest earned:			
Cash and accruals.....	\$39,639 65		
Adjustment by amortization.....	8,709 25		
Rents earned.....		\$30,930 40	
Profit on sale of securities and real estate.....		1,301 76	
Decrease in deficiency of market under book value of securities.....		2,355 00	
		1,700 70	\$36,287 86
Net Profit for the Year.....			<u>\$98,227 27</u>

**Surplus for Protection of Policyholders**

Surplus of assets over liabilities (excluding capital stock from liabilities) at beginning of year.....		\$819,039 90
Increase in paid-in capital stock.....	\$9,000 00	
Net profit for the year brought down.....	98,227 27	
		<u>107,227 27</u>
		\$926,317 17
Dividends declared to shareholders.....		24,450 00
		<u>\$901,867 17</u>
Deduct increase in unadmitted ledger assets.....		2,618 93
		<u>\$899,248 24</u>
Surplus of Assets over Liabilities (excluding capital stock from liabilities) at End of Year.....		

**Summary of Risks—Fire**

	In Ontario	Elsewhere	All Business
Gross in force December 31, 1935.....	\$19,484,417 33	\$40,976,821 90	\$60,461,239 23
Taken in 1936, including renewed.....	16,217,495 90	38,725,359 26	54,942,855 16
Totals.....	\$35,701,913 23	\$79,702,181 16	\$115,404,094 39
Ceased in 1936, including renewed.....	14,798,977 25	35,690,874 08	50,489,851 33
Gross in force, December 31, 1936.....	\$20,902,935 98	\$44,011,307 08	\$64,914,243 06
Reinsurance in force, December 31, 1936....	5,276,725 75	13,497,398 38	18,774,124 13
Net in Force, December 31, 1936.....	<u>\$15,626,210 23</u>	<u>\$30,513,908 70</u>	<u>\$46,140,118 93</u>

**Exhibit of Premiums**

Class of Insurance	Gross in Force, Dec. 31, 1935		Taken in 1936, Including Renewed		Ceased in 1936		Gross in Force, Dec. 31, 1936		Reinsurance in Force, Dec. 31, 1936		Net in Force, Dec. 31, 1936	
	\$	c.	\$	c.	\$	c.	\$	c.	\$	c.	\$	c.
Fire:												
Ontario.....	163,419	89	133,039	10	127,202	46	169,256	53	36,985	82	132,270	71
Elsewhere.....	455,868	22	372,393	82	353,193	27	475,068	77	136,449	78	338,618	99
Totals.....	619,288	11	505,432	92	480,395	73	644,325	30	173,435	60	470,889	70

**Schedule "D"**

**Bonds and Debentures Owned by the Company (not in default)**

	Par Value	Book Value
Dominion of Canada Refunding Loan, 4%, 1945.....	\$20,500 00	\$19,928 05
Dominion of Canada Refunding Loan, 3½%, 1949.....	52,000 00	50,466 00
Dominion of Canada, 4%, 1952.....	50,000 00	47,170 00
Manitoba Province, 5½%, 1955.....	10,000 00	9,819 00
Quebec Province, 4½%, 1956.....	2,000 00	1,961 80
Quebec Province, 4½%, 1956.....	3,000 00	2,942 70
Quebec Province, 4¼%, 1958.....	35,000 00	34,184 50
Quebec Province, 4¼%, 1958.....	14,000 00	13,673 80
Quebec Province, 4¼%, 1958.....	6,000 00	5,860 20
Quebec Province, 4¼%, 1958.....	25,000 00	24,417 50
Frères de la Charité, 5%, 1951.....	2,000 00	1,918 40
Frères de la Charité, 5%, 1952.....	23,000 00	22,022 50
Delorimier Village, 5%, 1948.....	20,000 00	20,000 00
Fort William City, 4½%, 1937.....	3,000 00	3,000 00
Granby City, 4%, 1937-46.....	15,000 00	15,135 15
Granby City, 5%, 1959.....	10,500 00	10,500 00
Granby City, 5%, 1962.....	12,000 00	12,000 00
Maisonneuve City, 4½%, 1941.....	2,000 00	2,009 60
Maisonneuve Town, 4¼%, 1949.....	8,000 00	7,762 40
Montreal City, 4½%, 1940.....	4,000 00	4,000 00
Montreal City, 6%, 1940.....	7,500 00	7,799 25
Montreal City, 6%, 1941.....	4,000 00	4,210 40
Montreal City, 6%, 1941.....	10,000 00	10,668 00
Montreal City, 6%, 1941.....	15,000 00	15,987 00
Montreal City, 4½%, 1942.....	2,000 00	1,998 00
Montreal City, 5%, 1942.....	14,000 00	14,392 00
Montreal City, 3½%, 1943.....	1,000 00	991 70
Montreal City, 5%, 1943.....	5,000 00	5,141 50
Montreal City, 3½%, 1944.....	4,000 00	3,965 60
Montreal City, 5%, 1945.....	10,000 00	10,238 00
Montreal City, 4½%, 1946.....	5,000 00	5,030 00
Montreal City, 4½%, 1946.....	5,000 00	5,200 00
Montreal City, 4½%, 1951.....	7,000 00	6,821 50
Montreal City, 4½%, 1951.....	3,000 00	2,925 50
Montreal City, 4½%, 1966.....	17,000 00	16,401 60
Montreal East, 6%, 1955.....	4,000 00	4,000 00
Montreal Metropolitan Commission, 4%, 1947.....	12,000 00	12,060 00
Quebec City, 6%, 1939.....	11,000 00	11,416 90
Quebec City, 3½%, 1940.....	5,000 00	5,025 00

Sherbrooke City, 4 1/2 %, 1943.....	\$1,500 00	\$1,505 55
Sherbrooke City, 4 1/2 %, 1944.....	500 00	501 95
Sherbrooke City, 4 1/2 %, 1944.....	5,000 00	5,210 00
Sherbrooke City, 4 1/2 %, 1945.....	3,500 00	3,514 35
Sherbrooke City, 4 1/2 %, 1945.....	500 00	502 10
Sherbrooke City, 4 1/2 %, 1946.....	3,500 00	3,507 35
Sherbrooke City, 4 1/2 %, 1947.....	4,000 00	4,000 00
Sherbrooke City, 4 1/2 %, 1948.....	2,000 00	2,004 40
Sherbrooke City, 4 1/2 %, 1948.....	1,500 00	1,503 45
Sherbrooke City, 4 1/2 %, 1948.....	1,000 00	1,000 00
Sherbrooke City, 4 1/2 %, 1949.....	1,000 00	1,002 30
Sherbrooke City, 4 1/2 %, 1949.....	1,000 00	1,000 00
Sherbrooke City, 4 1/2 %, 1952.....	1,000 00	1,000 00
Sherbrooke City, 4 1/2 %, 1953.....	15,000 00	13,860 00
Sherbrooke City, 4 1/2 %, 1954.....	1,000 00	1,000 00
Sherbrooke City, 5 %, 1954.....	5,000 00	4,841 50
Sherbrooke City, 4 1/2 %, 1955.....	1,000 00	1,000 00
Sherbrooke City, 4 1/2 %, 1955.....	1,000 00	1,004 70
Sherbrooke City, 4 1/2 %, 1956.....	3,000 00	3,014 40
Sherbrooke City, 4 1/2 %, 1956.....	1,000 00	1,000 00
Sherbrooke City, 4 1/2 %, 1956.....	7,000 00	7,163 10
Sherbrooke City, 4 1/2 %, 1957.....	3,000 00	3,070 80
Sherbrooke City, 5 %, 1958.....	10,000 00	10,165 00
Sherbrooke City, 5 %, 1958.....	15,000 00	15,316 50
Sorel City, 4 %, 1951.....	4,000 00	4,010 00
South Vancouver District, 5 %, 1959.....	4,000 00	4,160 80
Church of the Ascension, Westmount, 4 1/2 %, 1942.....	7,000 00	7,056 70
Church of the Ascension, Westmount, 4 1/2 %, 1943.....	7,500 00	7,563 00
Granby Catholic Schools, 3 1/2 %, 1937-61.....	25,000 00	25,000 00
Montreal Catholic Schools, 4 %, 1946.....	20,000 00	20,098 00
Montreal Catholic Schools, 4 1/2 %, 1971.....	2,000 00	2,080 00
Montreal Protestant Schools, 5 %, 1952.....	1,000 00	1,045 00
Sherbrooke Protestant Schools, 5 %, 1945.....	7,000 00	7,417 20
Sherbrooke Protestant Schools, 5 1/2 %, 1947.....	5,000 00	5,213 00
Le Soleil Limitée, 6 %, 1941.....	4,000 00	4,000 00
Mayor Building, Limited, 4 1/2 %, 1942.....	10,000 00	5,200 00
Mayor Building, Limited, 4 1/2 %, 1942.....	10,000 00	5,200 00
Quebec Apartments, Limited, 5 %, 1950.....	11,500 00	11,086 00
Sherbrooke Trust Company, 5 %, 1937.....	10,000 00	10,000 00
Sherbrooke Trust Company, 4 1/2 %, 1939.....	5,000 00	5,000 00
	<u>\$679,500 00</u>	<u>\$664,858 70</u>

## Bonds and Debentures Owned by the Company (in default)

	Par Value	Book Value	Market Value
Detroit International Bridge, 6 1/2 %, 1952.....	\$17,000 00	\$14,705 00	\$2,210 00
Quinte & Trente Valley Power Co., 6 %, 1955.....	15,000 00	15,000 00	2,250 00
Abitibi Power & Paper Co., 5 %, 1953.....	31,000 00	27,032 50	25,110 00
Acadia Apartments, 6 1/2 %, 1939.....	10,000 00	9,650 00	5,000 00
Consolidated Paper Corporation, 5 1/2 %, 1961.....	11,000 00	11,000 00	7,920 00
Railway Exchange Building, 6 1/2 %, 1942.....	25,000 00	24,375 00	9,000 00
Sherbrooke Street Realty Corp., 6 1/2 %, 1940.....	15,000 00	14,875 00	6,150 00
Windsor Hotel, Limited, 6 %, 1947.....	1,000 00	1,020 00	250 00
Totals.....	<u>\$125,000 00</u>	<u>\$117,657 50</u>	<u>\$57,890 00</u>



---

---

G  
RECIPROCAL OR INTER-INSURANCE  
EXCHANGES

---

---



# G

## AFFILIATED UNDERWRITERS\*

PRINCIPAL OFFICE, 1 PARK AVE., NEW YORK, N.Y.

*Attorney-in-Fact.*—Ernest W. Brown, Inc.

*Ontario Representative.*—V. W. Gerrish, Canadian Bank of Commerce Bldg., Toronto, Ont.

*Date of Organization.*—1922. *Date of initial Ontario license.*—June, 1926.

Total assets..... \$936,859 17      Total liabilities..... \$509,432 36

### Summary of Operations for the Year

	Ontario	All Business
Net premium deposits written.....	\$20,385 59	\$466,220 49
Claims incurred.....	27,331 00	237,030 33
Saved for subscribers.....	2,020 88	56,379 72
Savings returned.....	938 72	71,921 22

## AMERICAN EXCHANGE UNDERWRITERS\*

PRINCIPAL OFFICE, 116 JOHN ST., NEW YORK, N.Y.

*Attorney-in-Fact.*—Weed & Kennedy.

*Ontario Representative.*—Kenneth B. MacLaren, Confederation Life Building, Toronto.

*Date of Organization.*—1892. *Date of initial Ontario license.*—January 1, 1925.

Total assets..... \$1,099,153 29      Total liabilities..... \$487,038 56

### Summary of Operations for the Year

	Ontario	All Business
Net premium deposits written.....	\$1,532 20	\$118,472 42
Claims incurred.....	Nil	38,627 82
Saved for subscribers.....	1,517 54	76,410 87
Savings returned.....	5,754 45	204,738 18

## CANADIAN RECIPROCAL UNDERWRITERS

PRINCIPAL OFFICE, TORONTO, ONTARIO

*Attorney-in-Fact.*—Reciprocal Managers, Limited.

*Advisory Committee.*—Leo G. Ryan, Montreal, Que.; Sir J. George Garneau, Quebec, Que.; F. C. Morgan, Montreal, Que.; S. S. Holden, Ottawa, Ont.; W. H. Malkin, Vancouver, B.C.; T. F. Matthews, Toronto, Ont.; E. W. Martin, Winnipeg, Man.

*Ontario Representative.*—V. W. Gerrish, Canadian Bank of Commerce Bldg., Toronto, Ont.

*Date of Organization.*—January 1, 1934. *Date of initial Ontario license.*—January 1, 1934.

*Auditors.*—Clarkson, Gordon, Dilworth & Nash, Toronto, Ont.

## Statement for Year Ending 31st December, 1936

### Assets

#### *Ledger Assets*

Book value of bonds and debentures.....	\$85,115 00
Cash in banks and other depositories.....	56,608 13
Premium deposits in course of collection:	
Written on or subsequent to October 1, 1936.....	1,920 52
<b>Total Ledger Assets.....</b>	<b>\$143,643 65</b>

#### *Non-Ledger Assets*

Interest accrued.....	503 95
<b>Total Admitted Assets.....</b>	<b>\$144,147 60</b>

### Liabilities

Net provision for unpaid losses and claims.....	\$22 64
Reserve of unearned premium deposits.....	16,355 88
Administration expense accrued.....	392 20
Taxes due and accrued.....	412 98
<b>Total Liabilities.....</b>	<b>\$17,183 70</b>
Surplus of admitted assets over all liabilities.....	126,963 90
<b>Total.....</b>	<b>\$144,147 60</b>

\*See note on page 1.

## Income and Expenditure

		All Business
Gross premium deposits written.....		\$35,318 43
Deduct:		
Reinsurance.....		Nil
Return premium deposits on cancelled business.....		6,023 70
Net premium deposits written.....		\$29,294 73
Reserve of unearned premium deposits:		
At beginning of year.....	\$18,743 07	
At end of year.....	16,355 88	
Decrease.....		2,387 19
Net premium deposits earned.....		\$31,681 92
Net losses incurred.....	\$4,570 09	
Administration and other expenses:		
Administration.....	2,840 99	
Advisory committee.....	645 15	
Taxes and licenses.....	1,458 73	
Legal.....	3 20	
Other expense.....	1,118 73	
		10,636 89
Net Underwriting Profit or Savings for Subscribers.....		<u>\$21,045 03</u>

## Subscribers' Surplus

(Limit: Five Times Annual Premium Deposits)

Amount held to credit of subscribers' savings or surplus accounts, not including premium deposits on unexpired risks, January 1, 1936.....		\$115,939 08
Reserves received during 1936.....		981 66
Amount saved from premium deposits for subscribers on risks expired during the year.....	\$21,045 03	
Income from interest and dividends.....	4,232 76	
Profit on sale of securities.....	565 00	
Increase in market over book value of securities.....	3,977 50	
		29,820 29
		\$146,741 03
Deduct:		
Amount transferred to special surplus or reserve funds to be retained to the credit of subscribers:		
(a) Bonus reserve.....	\$316 82	
(b) Contingency reserve.....	1,984 38	
Decrease by adjustment of bonds and stocks.....		2,301 20
Amount of savings and profits returned to subscribers in cash or applied in payment of current premium deposits due.....		2,530 00
Amount Held to the Credit of Subscribers' Savings or Surplus Accounts (not including premium deposits on unexpired risks), Dec. 31, 1936..		10,600 45
		<u>\$131,309 38</u>

## Summary of Subscribers' Surplus

Amount held to the credit of subscribers' surplus.....	\$131,309 38
Other special surplus or reserve accounts—contingency and bonus reserves.....	2,352 02
	\$133,661 40
Deduct assets not admitted.....	6,697 50
Surplus of Admitted Assets over all Liabilities.....	<u>\$126,963 90</u>

## Risks and Premium Deposits

	IN THE PROVINCE		ALL BUSINESS	
	Risks	Gross Premium Deposits	Risks	Gross Premium Deposits
Gross in force, December 31, 1935.....	\$4,061,837	\$8,892 01	\$15,877,841	\$39,647 88
Written or renewed during year.....	4,354,953	8,832 87	16,663,552	35,318 43
Totals.....	\$8,416,790	\$17,724 88	\$32,541,393	\$74,966 31
Deduct expired and marked off as terminated.....	3,738,703	7,486 41	14,784,445	32,272 72
Net in Force, December 31, 1936..	<u>\$4,678,087</u>	<u>\$10,238 47</u>	<u>\$17,756,948</u>	<u>\$42,693 59</u>

Miscellaneous

Extent to which the liability of the subscriber is limited.—Two and one-half times annual premium on a single risk, maximum liability not to exceed in the aggregate ten times one annual premium, irrespective of the number of single risks involved.

Extent to which savings are withheld from subscribers before all current savings are repaid.—Seventy-five per cent of current savings retained until reserve is fully accumulated.

Largest gross aggregate amount insured in any one hazard.—\$50,000.

Largest net aggregate amount insured in any one hazard.—\$12,500.

Classes of insurance written.—Fire, Lightning, Sprinkler Leakage, Windstorm and Damage by Aircraft and Explosion.

Losses

	In the Province	All Business
Gross claims paid during year.....	\$680 54	\$4,138 84
Expenses of adjustment and settlement of losses.....	31 16	705 82
Totals.....	\$711 70	\$4,844 66
Less salvage on losses paid during year.....	45 47	119 21
Net losses paid.....	\$666 23	\$4,725 45
Deduct net claims outstanding at beginning of year.....	92 45	178 00
Add net claims outstanding at end of year.....	11 40	22 64
Net Losses Incurred.....	\$585 18	\$4,570 09

Provincial Net Premium Deposits and Losses

Net premium deposits written in the Province.....	\$8,067 83
Net losses paid in the Province.....	666 23
Percentage.....	8.26%
Net premium deposits earned in the Province.....	\$8,290 26
Net losses incurred in the Province.....	585 18
Percentage.....	7.06%

CANNERS' EXCHANGE SUBSCRIBERS AT WARNER INTER-INSURANCE BUREAU\*

PRINCIPAL OFFICE, CHICAGO, ILL.

Attorney-in-Fact.—Lansing B. Warner, Inc.

Ontario Representative.—W. E. Sommerville, Toronto, Ont.

Date of Organization.—1907. Date of initial Ontario license.—October 12, 1927.

Total assets.....	\$3,773,210 82	Total liabilities.....	\$772,494 15
-------------------	----------------	------------------------	--------------

Summary of Operations for the Year

	Ontario	All Business
Net expense and guarantee fund deposits written.....	\$34,165 72	\$1,602,297 54
Claims incurred.....	9,042 12	273,157 52
Saved for subscribers.....	19,503 06	850,583 73
Savings returned.....	16,664 09	600,925 98

DETROIT AUTOMOBILE INTER-INSURANCE EXCHANGE\*

PRINCIPAL OFFICE, 139 BAGLEY AVE., DETROIT, MICH.

Attorneys-in-Fact.—John C. Burkhardt, Sidney D. Waldon, Edward N. Hines.

Date of Organization.—March, 1922. Date of initial Ontario license.—August 1, 1930.

Total assets.....	\$5,334,269 48	Total liabilities.....	\$2,556,735 30
-------------------	----------------	------------------------	----------------

Summary of Operations for the Year

	Ontario	All Business
Net premium deposits written.....	Nil	\$3,029,942 73
Claims incurred.....	Nil	1,599,242 95
Saved for subscribers.....	Nil	295,426 26
Savings returned.....	Nil	493,207 92

\*See note on page 1.

**FIREPROOF SPRINKLERED UNDERWRITERS\***

PRINCIPAL OFFICE, NEW YORK, N.Y.

*Attorney-in-Fact.*—Ernest W. Brown, Inc.*Ontario Representative.*—V. W. Gerrish, The Canadian Bank of Commerce Bldg., Toronto, Ont.*Date of Organization.*—1926. *Date of initial Ontario license.*—July 21, 1927.

Total assets.....	\$446,084 34	Total liabilities.....	\$100,446 29
-------------------	--------------	------------------------	--------------

**Summary of Operations for the Year**

	Ontario	All Business
Net premium deposits written.....	\$3,708 71	\$64,891 55
Claims incurred.....	716 56	14,282 58
Saved for subscribers.....	1,048 84	28,749 65
Savings returned.....	403 70	38,739 05

**INDIVIDUAL UNDERWRITERS\***

PRINCIPAL OFFICE, NEW YORK, N.Y.

*Attorney-in-Fact.*—Ernest W. Brown, Inc.*Ontario Representative.*—V. W. Gerrish, The Canadian Bank of Commerce Bldg., Toronto, Ont.*Date of Organization.*—1881. *Date of initial Ontario license.*—June, 1926.

Total assets.....	\$1,896,937 61	Total liabilities.....	\$430,631 60
-------------------	----------------	------------------------	--------------

**Summary of Operations for the Year**

	Ontario	All Business
Net premium deposits written.....	\$24,312 90	\$362,711 86
Claims incurred.....	20,670 49	135,444 99
Saved for subscribers.....	5,803 48	87,601 13
Savings returned.....	4,090 51	143,806 31

**†INTER-INSURERS EXCHANGE\***

PRINCIPAL OFFICE, KANSAS CITY, MISSOURI

*Attorney-in-Fact.*—T. H. Mastin Company.*Ontario Representative.*—L. D. Payette, Star Building, Toronto, Ont.*Date of Organization.*—January, 1905. *Date of initial Ontario license.*—July 1, 1925.

Total assets.....	\$159,670 60	Total liabilities.....	\$850 00
-------------------	--------------	------------------------	----------

**Summary of Operations for the Year**

	Ontario	All Business
Net premium deposits written.....	\$256 35	\$962 79
Claims incurred.....	Cr. 10 72	4,392 52
Saved for subscribers.....	223 00	9,415 53
Savings returned.....	759 54	19,089 48

**LUMBERMEN'S UNDERWRITING ALLIANCE\***

PRINCIPAL OFFICE, KANSAS CITY, MISSOURI

*Attorney-in-Fact.*—U. S. Epperson Underwriting Company.*Ontario Representative.*—L. D. Payette, 1612 Toronto Star Building, Toronto, Ont.*Date of Organization.*—January 9, 1905. *Date of initial Ontario license.*—July 1, 1925.

Total assets.....	\$2,373,949 72	Total liabilities.....	\$1,303,881 44
-------------------	----------------	------------------------	----------------

**Summary of Operations for the Year**

	Ontario	All Business
Net premium deposits written.....	\$83,205 26	\$2,651,730 18
Claims incurred.....	34,114 42	1,920,317 24
Loss for subscribers.....	1,373 13	192,451 67
Savings returned.....	3,962 69	199,988 54

\*See note on page 1.

†Consolidated with Underwriters Exchange. Consolidation effective December 31, 1936.

**MANUFACTURING LUMBERMEN'S UNDERWRITERS\***

PRINCIPAL OFFICE, KANSAS CITY, MISSOURI

No statement filed. Taken over by the Insurance Department of the State of Missouri on November 12th, 1936, for the purpose of winding up.

**METROPOLITAN INTER-INSURERS\***

PRINCIPAL OFFICE, NEW YORK, N.Y.

*Attorney-in-Fact.*—Ernest W. Brown, Inc.

*Ontario Representative.*—V. W. Gerrish, The Canadian Bank of Commerce Bldg., Toronto, Ont.

*Date of Organization.*—1928. *Date of initial Ontario license.*—September 4, 1928.

Total assets..... \$938,262 68      Total liabilities..... \$259,367 55

**Summary of Operations for the Year**

	Ontario	All Business
Net premium deposits written.....	\$13,945 41	\$240,652 60
Claims incurred.....	15,167 46	134,789 67
Saved for subscribers.....	1,314 81	20,591 22
Savings returned.....	639 94	43,968 79

**NEW YORK RECIPROCAL UNDERWRITERS\***

PRINCIPAL OFFICE, NEW YORK, N.Y.

*Attorney-in-Fact.*—Ernest W. Brown, Inc.

*Ontario Representative.*—V. W. Gerrish, The Canadian Bank of Commerce Bldg., Toronto, Ont.

*Date of Organization.*—1891. *Date of initial Ontario license.*—June, 1926.

Total assets.....\$1,790,739 48      Total liabilities..... \$393,310 14

**Summary of Operations for the Year**

	Ontario	All Business
Net premium deposits written.....	\$15,738 15	\$310,416 93
Claims incurred.....	5,081 52	126,715 04
Saved for subscribers.....	3,316 83	71,978 59
Savings returned.....	2,755 69	146,311 55

**TORNADO INTER-INSURANCE EXCHANGE\***

PRINCIPAL OFFICE, DULUTH, MINN.

*Attorney-in-Fact.*—E. M. Heinselmann.

*Ontario Representative.*—S. R. Freed, Fort William, Ont.

*Date of Organization.*—October, 1920. *Date of initial Ontario license.*—December 1, 1929.

Total assets..... \$281,556 23      Total liabilities..... \$3,505 47

**Summary of Operations for the Year**

	Ontario	All Business
Net premium deposits written.....	\$520 20	\$7,794 45
Claims incurred.....	Nil	200 58
Saved for subscribers.....	227 48	2,678 92
Savings returned.....	1,159 85	14,581 39

**UNDERWRITERS EXCHANGE\***

PRINCIPAL OFFICE, KANSAS CITY, MISSOURI

*Attorney-in-Fact.*—T. H. Mastin Company.

*Ontario Representative.*—L. D. Payette, 1601 Toronto Daily Star Building, Toronto.

*Date of Organization.*—February, 1902. *Date of initial Ontario license.*—July 1, 1925.

Total assets.....\$1,180,363 52      Total liabilities..... \$151,010 69

\*See note on page 1.

## Summary of Operations for the Year

	Ontario	All Business
Net premium deposits written.....	\$1,397 53	\$146,968 28
Claims incurred.....	Cr. 83 74	35,168 54
Saved for subscribers.....	812 88	70,256 90
Savings returned.....	1,648 67	131,021 01

## WARNER RECIPROCAL INSURERS\*

PRINCIPAL OFFICE, CHICAGO, ILL.

*Agent.*—Lansing B. Warner, Inc.*Ontario Representative.*—W. E. Sommerville, Toronto, Ont.*Date of Organization.*—1926. *Date of initial Ontario license.*—October 12, 1927.

Total assets.....	\$1,074,979 20	Total liabilities.....	\$367,942 89
-------------------	----------------	------------------------	--------------

## Summary of Operations for the Year

	Ontario	All Business
Guaranty deposits written.....	\$960 07	\$668,525 90
Claims incurred.....	Nil	168,284 54
Saved for subscribers.....	362 76	278,282 10
Savings returned.....	131 81	201,432 89

\*See note on page 1.



---

---

H

UNDERWRITERS OR SYNDICATES OF UNDER-  
WRITERS OPERATING ON THE PLAN KNOWN  
AS LLOYD'S

---

---



# H

## THE NON-MARINE UNDERWRITERS, MEMBERS OF LLOYD'S, LONDON

HEAD OFFICE, LONDON, ENGLAND

*Attorney for Canada.*—R. C. Stevenson, C.A., 437 St. James St., Montreal, Que.

*Organized pursuant to Lloyd's Act, 1871 (Imperial Statutes 34 Vict. C. XXI) and amendments thereto.*

*Date commenced business in Canada.*—June 29, 1932.

### PREMIUMS WRITTEN—CLAIMS INCURRED

Premiums—Ontario (net).....	\$1,414,766	Claims—Ontario (net).....	\$620,690
Premiums—Canada (net).....	3,061,265	Claims—Canada (net).....	1,580,491



---

---

I  
PENSION FUND ASSOCIATIONS

---

---



## LES PREVOYANTS DU CANADA

HEAD OFFICE, QUEBEC, P. Q.

NOTE.—For detailed description of funds and method of operation, see 1928 Report, page 351.

*Officers.*—General Manager, Antoni Lesage; President, Louis S. St. Laurent; Vice-President, C. E. Auteuil.

*Directors.*—Nap. G. Kirouac, Hon. Lucien Moraud, P. H. Bédard, M. D., J. Adolphe Grenier, Yves Montreuil.

### Capital Stock

Authorized .....	\$1,000,000 00
Subscribed .....	350,000 00
Paid up .....	350,000 00

## Statement for Year Ending 31st December, 1936

### Company Funds

#### BALANCE SHEET

##### Assets

Book value of bonds .....	\$55,033 27
Loans to members .....	22,756 11
Interest due and accrued .....	707 92
Real estate .....	155,000 00
Cash on hand and in banks .....	12,961 53
Notes receivable .....	5,271 17
Contributions due and unpaid .....	27,675 60
Agents' and branch balances .....	3,020 43
Rents due .....	850 90
Stocks held .....	21,948 37
<b>Total Admitted Assets .....</b>	<b>\$305,225 30</b>

##### Liabilities

Bank overdraft .....	\$8,786 69
Reserve for building repairs .....	1,500 00
Reserve for costs of collection .....	17,941 50
Prepaid assessments .....	10,803 05
Reserve: Annuity Fund .....	11,450 73
Capital paid in .....	\$350,000 00
Less: Deficit in Profit and Loss Account .....	95,256 67
	254,743 33
<b>Total Liabilities .....</b>	<b>\$305,225 30</b>

#### Revenue Account

##### Income

Contributions from members .....	\$103,149 22
Entrance fees .....	9,380 00
Forfeited contributions .....	1,326 20
Income from real estate .....	4,783 85
Interest .....	5,312 55
Commission <i>re</i> administration of properties .....	1,472 56
Commission <i>re</i> fire insurance policies .....	1,174 58
Profit on sales .....	21,132 94
<b>Total .....</b>	<b>\$147,731 90</b>

##### Expenditure

Advertising .....	\$889 38
Guarantee Insurance .....	756 00
Commission on collections .....	14,948 58
First-year commissions .....	20,866 30
Agents' balances written off .....	215 32
Circulars .....	346 78
Branch office expenses .....	6,111 06
Taxes, directors' and auditors' fees, legal expense, etc. ....	9,761 89
General expenses, including rents .....	6,401 38
Travelling expenses .....	13,304 05
Postage .....	2,005 49
Stationery .....	1,736 64
Salaries .....	26,664 00
Depreciation on real estate .....	5,945 58
Surplus carried to Profit and Loss Account .....	37,779 45
<b>Total .....</b>	<b>\$147,731 90</b>

**Profit and Loss Account**

Deficit brought forward from previous year.....		\$126,110	37
Surplus transferred from Revenue Account.....		37,779	45
		<u>\$88,330</u>	<u>92</u>
Add: Decrease in disallowed assets.....		2,540	75
			<u>\$85,790</u>
Deduct: Dividends to shareholders.....	\$7,000	00	
Transfer to reserve for entry fees due and unpaid.....	483	00	
Transfer to reserve for contributions due and unpaid.....	1,983	50	
			<u>9,466</u>
			<u>50</u>
Deficit in Profit and Loss Account, December 31, 1936.....		<u>\$95,256</u>	<u>67</u>

**Pension Fund**

## BALANCE SHEET

**Assets**

Real estate.....		\$466,634	30
First mortgages.....		1,345,459	11
Bonds and debentures.....		5,275,143	93
Cash on hand and in bank.....		241,167	72
Accrued interest on investments.....		74,520	80
Assessments due and unpaid.....		351,246	45
Rents due and unpaid.....		6,527	15
Deferred taxes on real estate.....		11,121	06
			<u>52</u>
Total Assets.....		<u>\$7,771,820</u>	<u>52</u>

**Liabilities**

Assessments paid in advance.....		\$32,056	85
General reserve.....		1,652,853	71
Special reserve.....		243,417	02
Reserve for unpaid assessments and rents.....		355,246	45
Principal of Pension Fund.....		5,488,246	49
			<u>49</u>
Total Liabilities.....		<u>\$7,771,820</u>	<u>52</u>

**Statement of Operations****Income**

Assessments, active members.....		\$347,326	36
Forfeited assessments.....		28,849	56
Interest on investments.....		378,487	91
Profit on sale of securities.....		56,933	53
Previous year's pensions.....		399	50
Previous building repairs charged to real estate.....		2,795	59
			<u>59</u>
Total.....		<u>\$814,792</u>	<u>45</u>

**Expenditure**

Pensions paid, 1936.....		\$418,937	88
Payments to deceased and expelled members.....		81,132	00
Deficit on operations of real estate.....		6,913	93
Discount on premiums paid in advance.....		911	68
Transferred to Profit and Loss Account.....		306,896	96
			<u>96</u>
Total.....		<u>\$814,792</u>	<u>45</u>

Balance of Pension Fund, December 31, 1935.....		\$5,144,014	73
Add: Decrease in reserve for arrears of assessments.....	\$8,686	29	
Decrease in General Reserve Fund.....	96,205	52	
Excess of income transferred.....	306,896	96	
			<u>77</u>
			<u>\$5,555,803</u>
			<u>50</u>
Deduct: Transfer to Special Reserve Fund.....		67,557	01
Balance of Pension Fund, December 31, 1936.....		<u>\$5,488,246</u>	<u>49</u>

**Annuity Fund**

## BALANCE SHEET

**Assets**

First mortgages.....		\$15,433	12
Bonds and debentures.....		32,045	10
Cash in bank.....		1,986	32
Interest accrued.....		779	74
			<u>28</u>
Total Assets.....		<u>\$50,244</u>	<u>28</u>



**Liabilities**

Surplus (organization costs credit balance).....	\$4,211 35
Statutory reserve.....	46,032 93
Total Liabilities.....	<u>\$50,244 28</u>

**Revenue Account****Income**

Interest on investments.....	\$1,803 11
Profit on sale of securities.....	671 43
Reduction in disallowed assets.....	1,054 34
Other income.....	247 66
Total Income.....	<u>\$3,776 54</u>

**Disbursements**

Rents.....	\$840 71
General expense.....	23 32
Surplus credited to deferred organization costs.....	2,912 51
Total Disbursements.....	<u>\$3,776 54</u>

**Reimbursement Fund****BALANCE SHEET****Assets**

Bonds and debentures.....	\$39,018 66
Cash in bank.....	16,017 77
Assessments due and unpaid.....	7,634 55
Interest accrued.....	433 54
Total Assets.....	<u>\$63,104 52</u>

**Liabilities**

Assessments paid in advance.....	\$3,312 81
Reserve for assessments due and unpaid.....	7,634 55
Principal of fund.....	52,157 16
Total.....	<u>\$63,104 52</u>

**Statement of Operations****Income**

Interest.....	\$1,997 91
Forfeited assessments.....	316 50
Contributions <i>re</i> deceased members.....	273 00
Assessments.....	19,434 00
Profit on sale of securities.....	295 90
	<u>\$22,317 31</u>

**Expenditure**

Repayments to deceased members.....	\$577 48
Previous year's assessments <i>re</i> expelled and deceased members.....	985 75
Discount on prepaid assessments.....	4 27
Balance to Profit and Loss Account.....	20,769 81
	<u>\$22,317 31</u>

**Profit and Loss Account**

Principal of fund, December 31, 1935.....	\$39,021 90
Add: Current surplus.....	20,769 81
	<u>\$59,791 71</u>
Deduct: Transfer to reserve past due assessments.....	7,634 55
Principal of Fund, December 31, 1936.....	<u>\$52,157 16</u>

**Business in Ontario**

Assessments, contributions, etc.: Entrance fees.....	\$40 00
Contributions.....	417 68
Assessments.....	1,439 21
Total Collections for 1936.....	<u>\$1,896 89</u>

## Business in Ontario—Continued

	Members	Shares
Total membership in Ontario, December 31, 1935.....	757	2,066
New members.....	20	41
Deceased.....	777	2,107
Transferred.....	1	1
Expiration by pre-emption.....	2	6
	26	49
Total Membership in Ontario, December 31, 1936.....	748	2,051

## SOCIETE ST.-JEAN BAPTISTE DE MONTREAL

HEAD OFFICE, MONTREAL, QUE.

CAISSE NATIONALE D'ECONOMIE—CAISSE DE REMBOURSEMENT

NOTE.—For detailed description of funds and method of operation, see 1928 Report, page 352.

*Officers.*—President, J. E. LaForce, Montreal; 1st Vice-President, Arthur Tremblay, Montreal; 2nd Vice-President, Jos. Dansereau, Montreal; Manager, J. V. Desaulniers, Montreal; General Secretary, Aimé Parent, Outremont; General Treasurer, J. A. Bariteau, Montreal.

*Directors.*—J. E. Laforce, Emile Pigeon, Victor Doré, J. V. Desaulniers, Guy Vanier, Arthur Tremblay, Jos. Dansereau, Rodolphe Dagenais, J. A. Bariteau, V. E. Beaupré, J. A. Bernier, Aimé Parent, Donat Allaire, H. LeMoynes de Martigny, J. E. Charbonneau.

**Consolidated Balance Sheet of Caisse Nationale d'Economie  
and Caisse de Remboursement**

As of December 31, 1936

## Assets

Cash on hand and in banks.....		\$148,379 32
Bonds.....	\$3,918,147 03	
Mortgages.....	5,635,086 60	
Interest due and accrued.....	194,657 59	
Real estate.....		9,747,891 22
Other assets.....		1,568,500 75
		46,928 57
Total Assets.....		\$11,511,699 86

## Liabilities

<i>Caisse Nationale d'Economie:</i>		
Capital First Period—Pension Fund.....	\$8,114,052 74	
Capital Second Period—Pension Fund.....	166,742 08	
		\$8,280,794 82
General Reserve Fund, First Period:		
Capital revenue.....	\$1,333,148 72	
Joint certificate reserve.....	149,926 35	
Family certificate reserve.....	446,437 43	
		1,929,512 50
General Reserve Fund, Second Period:		
Ordinary certificate.....	\$180,750 43	
Deferred pensions with profits.....	20,161 88	
Deferred pensions and annuities with profits.....	45,604 27	
Single payment premium.....	172,968 74	
Surplus.....	25,313 82	
		444,799 14
Pensioners (unclaimed pensions, 1927-36).....	\$9,136 34	
Creditors.....	15,458 33	
Prepaid premiums.....	41,631 71	
		66,226 38
<i>Caisse de Remboursement:</i>		
Deferred pensions—Reserve Fund.....	\$7,546 45	
Guaranteed—Reserve Fund.....	646,479 94	
Contingent—Surplus.....	136,340 63	
		790,367 02
Total Liabilities.....		\$11,511,699 86

## Summary Statement of Operations for Year Ending 31st December, 1936

## I. CAISSE NATIONALE D'ECONOMIE

## FIRST PERIOD

<i>Capital:</i>		
Balance, December 31, 1935.....	\$7,808,528 05	
Contributions paid by members.....	305,524 69	
		\$8,114,052 74

*General Reserve:*

*A. Capital Revenue:*

Balance, December 31, 1935.....	\$1,173,528	15	
Transferred from Pension Fund Revenue Account:			
Confiscated pensions.....	\$2,022	99	
Pensioners and contributions....	104,402	10	
	<u>\$106,425</u>	<u>09</u>	
Less: Deficiency of revenue....	15,442	09	90,983 00
Own Revenue:			
Profit on sale of securities.....	\$3,064	01	
Interest on investments.....	65,235	79	
Special premiums.....	337	77	
	<u>68,637</u>	<u>57</u>	
Balance, December 31, 1936.....	\$1,333,148	72	

*B. Joint Certificates:*

Balance, December 31, 1935.....	\$123,387	50	
Contributions.....	14,033	52	
Interest earned.....	7,496	33	
	<u>\$144,917</u>	<u>35</u>	
Less: Transferred to Special Reserve—			
Contributions payable for beneficiaries.....	\$1,065	00	
Special annuities and annuities payable to beneficiaries....	16,846	00	
	<u>17,911</u>	<u>00</u>	
			\$127,006 35
<i>Reserve for Contributions—Donor's Death:</i>			
Balance as of December 31, 1935....	\$11,951	25	
Transferred during year.....	2,162	00	
	<u>\$14,113</u>	<u>25</u>	
Less: Paid in contributions for 1936.....	3,105	75	11,007 50
<i>Reserve for Annuities Payable to Beneficiaries Transferred from Joint Certificates:</i>			
Reserve.....	\$14,684	00	
Transferred during year.....	1,065	00	
	<u>\$15,749</u>	<u>00</u>	
Less: Paid in 1936....	\$3,439	72	
Discounts.....	396	78	
	<u>3,836</u>	<u>50</u>	
			11,912 50
Balance, December 31, 1936.....			149,926 35

*C. Family Certificates:*

Balance, December 31, 1935.....	\$366,575	38	
Contributions.....	39,509	87	
Interest earned.....	22,626	33	
	<u>\$428,711</u>	<u>58</u>	
Less: Transferred to Special Reserve—			
Contributions payable for beneficiaries.....	\$4,077	80	
Annuities payable.....	26,971	05	
	<u>31,048</u>	<u>85</u>	
			\$397,662 73
<i>Reserve for Contributions—Donor's Death:</i>			
Balance as of December 31, 1935....	\$26,534	50	
Transferred during year.....	4,077	80	
	<u>\$30,612</u>	<u>30</u>	
Less: Paid in contributions for 1936.....	5,479	00	
Balance, December 31, 1936.....			25,133 30
<i>Reserve for Annuities Payable to Beneficiaries Transferred from Family Certificates:</i>			
Reserve.....	\$20,093	85	
Transferred during year.....	5,718	00	
	<u>\$25,811</u>	<u>85</u>	
Less: Paid in 1936....	\$4,565	98	
Discount.....	48	87	
	<u>4,614</u>	<u>85</u>	
			21,197 00
<i>Special Reserve for Future Pensions:</i>			
Balance, December 31, 1935.....	\$1,285	20	
1936 operations.....	1,159	20	
	<u>2,444</u>	<u>40</u>	
			446,437 43

*Pension Fund Revenue Account:*

Interest revenue on capital fund investments.....	\$439,308 00	
Transferred from reserve fund.....	15,442 09	
Transferred to pensioners' account (see below).....		\$454,750 09

*Pensioners' Account:*

FIRST PERIOD		
Balance unpaid pensions, December 31, 1935.....		\$8,357 38
1935 pensions (from pension fund revenue account).....		454,750 09
		\$463,107 47
Less: Paid 1936 pensioners.....	\$450,095 00	
Paid pensions of previous years.....	2,588 01	
Transferred to general reserve.....	1,814 00	
		454,497 01
Balance unpaid pensions, December 31, 1936.....		\$8,610 46

SECOND PERIOD		
Unpaid pensions, December 31, 1935.....	\$316 30	
From General Reserve Revenue Account.....	9,612 73	
	\$9,929 03	
Less: Paid in 1936 to pensioners.....	9,403 05	
		525 98

\$9,136 44

## SECOND PERIOD

*Capital:*

Balance, December 31, 1935.....	\$155,007 99	
Interest revenue.....	8,697 45	
Contributions paid by members.....	3,036 64	
Balance, December 31, 1936.....		\$166,742 08

*General Reserve:*

## GUARANTEED MINIMUM ANNUITIES:

Balance, December 31, 1935.....		\$180,450 87
Interest on investments.....	\$11,210 10	
Contributions by members.....	5,441 25	
	\$16,651 35	
Less: Pensions paid.....	9,612 73	
		7,038 62

Statutory reserve.....	\$187,489 49	
Transferred to surplus.....	6,739 06	
	\$180,750 43	

<i>Surplus:</i>		
Balance, December 31, 1935.....	\$18,574 76	
Transferred from General Reserve....	6,739 06	
	25,313 82	

Balance, December 31, 1936..... 206,064 25

## GUARANTEED PENSIONS WITH PROFITS:

Balance, December 31, 1935.....		\$6,361 31
Interest on investments.....	\$723 64	
Contributions by members.....	12,830 44	
	\$13,554 08	

Plus: Proportion of contributions un- paid to administration transferred.....	246 49	
		13,800 57

Balance, December 31, 1936..... 20,161 88

## GUARANTEED DEFERRED PENSIONS AND ANNUITIES WITH PROFITS:

Balance, December 31, 1935.....	\$16,041 62	
Interest on investments.....	1,679 78	
Contributions paid by members.....	29,024 57	
Proportion of contributions unpaid to administra- tion and transferred to reserve.....	495 48	
	\$47,241 45	

Less: Annuities paid to beneficiaries.....	1,637 18	
--	----------	--

Balance, December 31, 1936 (Statutory Reserve)..... 45,604 27

## GUARANTEED DEFERRED PENSIONS WITH PROFITS (SINGLE PREMIUM)

Balance, December 31, 1935.....	\$61,758 41	
Interest on investments.....	6,519 54	
Contributions by members.....	104,411 40	
Proportion of contributions unpaid to administra- tion and transferred to reserve.....	6,454 52	
	\$179,143 87	

Less: Administration fees.....	\$37 50	
Paid to pensioners.....	6,137 63	
	6,175 13	

Balance, December 31, 1936 (Statutory Reserve)..... 172,968 74

611,541 22

Total Funds..... \$10,664,242 90

## II. CAISSE DE REMBOURSEMENT

<i>Guaranteed Fund:</i>		
Balance, December 31, 1935.....	\$613,010 14	
Contributions by members.....		33,469 80
Interest earned.....	\$35,266 05	
Less: Paid to heirs of deceased members.....	17,996 57	
	\$17,269 48	
Less: Transferred to Contingent Fund.....	17,269 48	
		Nil
Balance, December 31, 1936.....		\$646,479 94
<i>Contingent Fund:</i>		
Balance, December 31, 1935.....	\$112,670 10	
Interest on investments.....	\$6,401 05	
Transferred from Guaranteed Fund.....	17,269 48	
		23,670 53
Balance, December 31, 1936.....		\$136,340 63
<i>Deferred Pensions with Profits:</i>		
Balance, December 31, 1935.....	\$2,956 94	
Contributions by members.....		4,379 38
Interest on investments.....	\$290 13	
Less: Paid to heirs of deceased members.....	80 00	
		210 13
Balance, December 31, 1936.....		7,546 45
Total Fund.....		<u>\$790,367 02</u>

## Administration Fund

(Caisse Nationale d'Economie and Caisse de Remboursement)

## BALANCE SHEET

## Assets

Cash on hand and in banks.....	\$9,376 56
Bonds and debentures.....	5,023 80
Interest accrued.....	48 75
Deposit Soci�t� Nationale de Fiducie.....	161,739 06
Sundry deferred charges.....	1,064 47
Sundry accounts receivable.....	1,332 01
Total Assets.....	<u>\$178,584 65</u>

## Liabilities

Accounts payable.....	\$9,108 03
Reserve: Insurance on agents.....	15,000 00
Insurance on sub-agents.....	2,000 00
Contingencies.....	86,364 00
Surplus of assets over liabilities.....	66,112 62
	<u>\$178,584 65</u>

## Revenue Account

## Income

<i>Caisse Nationale d'Economie:</i>		
Entrance fees—First period.....	\$8,025 85	
Entrance fees—Second period.....	19,573 48	
Contributions—First period renewals.....	128,971 43	
Contributions—Second period renewals.....	9,475 39	
Interest on investments and bank balances.....	11,106 69	
		\$177,152 84
<i>Caisse de Remboursement:</i>		
Entrance fees and renewals—First period.....	\$24,591 49	
Entrance fees and renewals—Second period.....	2,359 59	
		26,951 08
		<u>\$204,103 92</u>

## Expenditure (Combined)

Commission to agents.....	\$60,646 79	
Publicity extension and organization.....	32,841 47	
Administration expenses.....	70,302 11	
Fees, Soci�t� Nationale de Fiducie.....	27,508 42	
		\$191,298 79
Carried forward to Profit and Loss.....		12,805 13
		<u>\$204,103 92</u>

Profit and Loss Account

Balance, December 31, 1935.....		\$63,022 84
From Revenue Account.....		<u>12,805 13</u>
		\$75,827 97
Less: Increase in reserves.....	\$9,500 00	
Increase in assets not admitted.....	<u>215 35</u>	
		<u>9,715 35</u>
Balance, December 31, 1936.....		<u><u>\$66,112 62</u></u>

---

---

II  
ANNUAL STATEMENTS  
ABSTRACTS

---

---

A  
JOINT STOCK AND  
CASH-MUTUAL INSURANCE COMPANIES

- I. LIFE [See pages 19 and 111]  
II. FIRE AND OTHER CLASSES  
ASSETS AND LIABILITIES; INCOME AND DISBURSEMENTS
- 
-

II.—FIRE AND OTHER CLASSES  
ASSETS, DECEMBER 31ST, 1936

Name of Company	Real estate (less encumbrances thereon)		Mortgage loans on real estate		Bonds, debentures and debenture stocks		Stocks		Cash on hand and in banks		Interest, dividends and rents due and accrued		Agents' balances and bills receivable on account of same		Bills receivable, miscellaneous		Reinsurance on losses paid		Other assets		Total admitted assets																										
	\$	c.	\$	c.	\$	c.	\$	c.	\$	c.	\$	c.	\$	c.	\$	c.	\$	c.	\$	c.	\$	c.																									
JOINT STOCK																																															
Federal Fire Insurance Co.					394,446	73	96,150	00	32,646	65	3,443	16	43,246	03			4,945	56			574,878	13																									
Hand-in-Hand Insurance Co.	5,200	00	3,000	00	406,164	24	568	90	27,209	00	5,060	68	7,343	84							454,546	66																									
Merchants Fire Insurance Co.	100,000	00	13,000	00	575,838	80			69,409	92	6,537	68	13,661	53							778,447	93																									
Pilot Insurance Co.			3,050	00	582,272	00			74,677	49	4,594	32	51,497	09			4	00			1,450	00																									
Queen City Fire Insurance Co.	40,000	00	300	00	645,709	44	27,501	26	47,060	24	8,464	52	10,814	07							779,870	53																									
Toronto General Insurance Co.	3,500	00	40,950	00	818,249	25	165,478	80	64,801	43	10,943	36	124,862	19							1,241,730	30																									
Wellington Fire Insurance Co.			1,844	33	552,344	08	95,450	00	71,150	43	4,448	74	65,415	47							12,872	08																									
CASH MUTUALS																																															
Gore Dist. Mutual Fire Ins. Co.	212,142	56	192,818	89	1,750,856	25			120,908	73	28,642	39	32,898	73							2,338,701	23																									
Perth Mutual Fire Ins. Co.	41,000	00	32,280	16	1,427,690	78			73,533	40	17,826	70	26,907	30							1,619,445	81																									
Waterloo Mutual Fire Ins. Co.	35,000	00	164,588	00	1,440,938	99	11,176	00	71,944	26	17,769	61	38,555	38							1,779,592	24																									
STOCK MUTUAL																																															
Stanstead and Sherbrooke Mut. Fire Insurance Co.	108,821	68	204,140	36	722,748	70			53,133	13	12,329	77	57,823	16							479	62																									
Totals.	545,664	24	655,971	74	9,317,279	26	396,324	96	706,494	70	120,060	93	473,024	79			13,762	97			14,822	70																									
																					1,163,869	98			12,243,406	29																					

The amounts of deposits (par value) pursuant to Section 38 of *The Insurance Act* at date of publication are as follows: Federal Fire Insurance Co., \$101,435.85; Hand-in-Hand Insurance Co., \$45,990.60; Merchants Fire Insurance Co., \$31,440.00; Pilot Insurance Co., \$30,000.00; Provident Assurance Co., \$12,000.00; Queen City Fire Insurance Co., \$60,893.33; Toronto General Insurance Co., \$86,000.00; Wellington Fire Insurance Co., \$100,000.00; Core District Mutual Fire Insurance Co., \$101,000.00; Perth Mutual Fire Insurance Co., \$125,000.00; Waterloo Mutual Fire Insurance Co., \$100,000.00; Stanstead and Sherbrooke Fire Insurance Co., \$53,000.00.



II.—FIRE AND OTHER CLASSES—Continued  
LIABILITIES, DECEMBER 31ST, 1936

Name of Company	Provision for unpaid claims		Reserve of unearned premiums		Reserve and unpaid losses under unlicensed reinsurance unsecured		Taxes and expenses due and accrued		Reinsurance companies' business		Return premiums and balances due agents		Investment and contingency reserves		All other liabilities		Total liabilities, excluding capital stock		Excess of assets over liabilities, excluding capital stock		Capital stock paid in	
	\$	c.	\$	c.	\$	c.	\$	c.	\$	c.	\$	c.	\$	c.	\$	c.	\$	c.	\$	c.	\$	c.
JOINT STOCK																						
Federal Fire Insurance Co.....	4,666	47	185,840	59	589	89	9,514	76	6,764	96	192	30	207,568	97	367,309	16	207,261	18	247,285	48	125,000	00
Hand-in-Hand Insurance Co.....	993	00	37,169	39	.....	.....	1,864	18	160	14	71	34	207,261	18	247,285	48	158,886	00	619,561	93	100,000	00
Merchants Fire Insurance Co.....	4,865	00	127,919	10	.....	.....	11,023	47	309	26	120	10	346,565	92	370,978	98	346,565	92	370,978	98	150,000	00
Pilot Insurance Co.....	145,534	48	183,586	51	.....	.....	13,176	92	3,274	09	399	89	.....	.....	594	03	.....	.....	.....	.....	270,023	00
Queen City Fire Insurance Co.....	1,888	00	69,465	67	.....	.....	8,916	73	32	81	12	63	1,500	00	.....	.....	81,815	84	698,054	69	100,000	00
Toronto General Insurance Co.....	214,778	63	302,833	37	.....	.....	12,331	12	8,641	25	639	75	567,279	87	674,450	43	567,279	87	674,450	43	284,391	00
Wellington Fire Insurance Co.....	47,236	60	252,383	58	7,751	74	13,794	20	12,654	69	347	19	334,170	00	.....	.....	334,170	00	460,118	58	150,000	00
CASH MUTUALS																						
Gore Dist. Mutual Fire Ins. Co.....	6,623	78	265,901	24	.....	.....	10,000	00	144	80	2,271	03	308,570	94	2,030,220	29	308,570	94	1,346,640	21	.....	.....
North Mutual Fire Ins. Co.....	10,642	51	151,864	44	.....	.....	10,000	00	.....	.....	298	65	272,805	60	1,346,640	21	272,805	60	1,346,640	21	.....	.....
Waterloo Mutual Fire Ins. Co.....	13,000	00	256,913	63	2,091	56	7,500	00	79	18	76	33	379,662	70	1,400,329	54	379,662	70	1,400,329	54	.....	.....
STOCK MUTUAL																						
Stanstead and Sherbrooke Mut. Fire Insurance Co.....	10,507	23	238,051	38	.....	.....	7,227	30	8,835	83	.....	.....	264,621	74	899,248	24	264,621	74	899,248	24	159,000	00
Totals.....	460,735	70	2,071,932	90	10,433	19	105,348	68	40,897	01	4,429	21	3,129,208	76	9,114,197	53	3,129,208	76	9,114,197	53	1,338,414	00

\*Bills payable, London and Lancashire Insurance Co., Ltd., \$166,982.13.

II.—FIRE AND OTHER CLASSES—Continued  
 PROFIT AND LOSS ACCOUNT FOR THE YEAR ENDING DECEMBER 31ST, 1936

Name of Company	Net premiums written		Net premiums earned		Net claims incurred		Net adjustment expense		Net commissions and other expenses		Total claims and expenses		Underwriting profit or loss (*)	
	\$	c.	\$	c.	\$	c.	\$	c.	\$	c.	\$	c.	\$	c.
JOINT STOCK														
Federal Fire Insurance Co.....	232,277	32	224,126	92	98,118	88	4,289	26	108,017	37	210,425	51	13,701	41
Hand-in-Hand Insurance Co.....	52,506	37	53,659	47	29,911	95	1,159	31	31,043	66	62,114	92	8,435	45
Merchants Fire Insurance Co.....	155,741	67	161,488	31	51,292	78	3,449	76	94,847	44	149,589	98	11,898	33
Pilot Insurance Co.....	488,863	35	530,438	90	295,453	28	19,259	28	258,379	84	573,092	40	*42,653	50
Queen City Fire Insurance Co.....	64,792	64	71,348	91	19,484	06	991	11	43,475	32	63,950	49	7,398	42
Toronto General Insurance Co.....	632,515	88	619,455	70	295,154	59	37,138	14	329,855	23	662,147	96	*42,692	26
Wellington Fire Insurance Co.....	409,825	46	392,128	97	170,634	32	14,220	31	183,454	22	368,408	85	23,820	12
CASH MUTUALS														
Gore District Mutual Fire Ins. Co.....	361,631	08	348,298	78	111,246	41	4,358	44	199,279	25	314,884	10	33,414	68
Perth Mutual Fire Ins. Co.....	194,755	54	191,919	92	70,818	58	2,364	85	96,523	82	169,707	25	22,212	77
Waterloo Mutual Fire Ins. Co.....	304,311	43	301,019	79	114,177	29	1,867	62	150,733	09	266,778	00	34,241	79
STOCK MUTUAL														
Stanstead and Sherbrooke Mutual Fire Insurance Co.....	300,043	09	291,151	26	99,078	33	4,440	60	125,692	92	229,211	85	61,939	41
Totals.....	3,197,263	83	3,185,036	93	1,355,370	47	93,538	68	1,621,302	16	3,070,211	31	114,825	62

\*Deficit.

II.—FIRE AND OTHER CLASSES—Concluded  
 PROFIT AND LOSS ACCOUNT FOR THE YEAR ENDING DECEMBER 31ST, 1936—Concluded

Name of Company	Interest, dividends and rents earned		Profit on sale of investments		Decrease in deficiency of market value of securities		Other gains		Total other revenue		Loss on sale of investments		Increase in deficiency of market value of securities		Other expenditure		Total other expenditure		Excess of other revenue over other expenditure		Total net profit or loss (*) for year	
	\$	c.	\$	c.	\$	c.	\$	c.	\$	c.	\$	c.	\$	c.	\$	c.	\$	c.	\$	c.	\$	c.
<b>JOINT STOCK</b>																						
Federal Fire Insurance Co.....	21,215	93	701	74	11,518	13	33,435	80	1,336	95	1,336	95	32,098	85	45,800	26						
Hand-in-Hand Insurance Co.....	12,863	40					12,863	40					2,297	40	2,110	55						
Merchants Fire Insurance Co.....	34,371	48					47,020	10					3,007	50	44,012	60						
Pilot Insurance Co.....	19,361	25	8,253	70	42	70	27,657	65					614	70	27,042	95						
Queen City Fire Insurance Co.....	33,074	79					33,083	79					3,541	98	36,940	23						
Toronto General Insurance Co.....	47,702	74	8,089	65	193	94	55,986	33					2,145	26	53,841	07						
Wellington Fire Insurance Co.....	25,451	62	10,645	48			51,827	86					4,181	30	47,646	56						
<b>CASH MUTUALS</b>																						
Gore Dist. Mutual Fire Ins. Co.....	95,315	88	6,377	77	515	09	102,208	74					346	50	101,862	24						
Perth Mutual Fire Ins. Co.....	60,802	66	22,942	93			83,745	59					25,612	41	58,133	18						
Waterloo Mutual Fire Ins. Co.....	66,499	94			2,268	73	68,768	67					48,498	07	20,270	60						
<b>STOCK MUTUAL</b>																						
Stanstead and Sherbrooke Mut. Fire Insurance Co.....	32,232	16	2,355	00			36,287	86							36,287	86						
Totals.....	448,891	85	59,366	27	14,552	59	552,885	79	48,529	78	4,997	77	38,054	52	91,582	07	461,303	72	576,129	34		

\*Deficit

ABSTRACT OF BUSINESS TRANSACTED BY JOINT STOCK AND CASH MUTUAL  
INSURANCE COMPANIES WRITING FIRE AND OTHER CLASSES

FOR THE YEAR ENDING DECEMBER 31ST, 1936

Classes of Insurance	Gross risks written	Net at risk	Premiums written, less return premiums	Licensed reinsurance	Net premiums written	Net premiums earned	Net losses incurred
FEDERAL FIRE INSURANCE COMPANY							
	\$	\$	\$ c.	\$ c.	\$ c.	\$ c.	\$ c.
Fire.....	40,579,295	49,821,720	308,816 65	100,188 44	208,628 21	200,144 82	90,325 94
Plate Glass.....			9,698 57		9,698 57	11,091 42	4,470 32
Public Liability.....			4,303 77		4,303 77	3,952 37	3,335 38
Theft.....			10,851 08		10,851 08	9,435 71	5,154 60
Totals.....	40,579,295	49,821,720	333,670 07	100,188 44	233,481 63	224,624 32	103,286 24
HAND-IN-HAND INSURANCE COMPANY							
Fire.....	8,277,581	8,920,780	49,799 14	3,109 32	46,689 82	47,002 40	30,307 58
Automobile.....			4,520 88		4,520 88	4,719 46	318 76
Plate Glass.....			1,295 67		1,295 67	1,926 82	444 92
Sprinkler Leakage.....						10 79	
Totals.....	8,277,581	8,920,780	55,615 69	3,109 32	52,506 37	53,659 47	31,071 26
MERCHANTS FIRE INSURANCE COMPANY							
Fire.....	30,013,973	46,198,689	145,068 61	6,207 58	138,861 03	148,417 34	43,947 84
Automobile.....			16,483 50	135 06	16,348 44	12,713 45	10,639 62
Property Damage.....			31 62		31 62	18 97	
Sprinkler Leakage.....			182 64		182 64	180 38	133 82
Weather.....			317 94		317 94	158 17	21 26
Totals.....	30,013,973	46,198,689	162,084 31	6,342 64	155,741 67	161,488 31	54,742 56
PILOT INSURANCE COMPANY							
Fire.....	7,601,393	8,949,736	41,558 05	15,642 48	25,915 57	23,998 47	6,964 94
Automobile.....			453,036 70	699 11	452,337 59	494,243 09	300,060 85
Accident.....			294 75		294 75	284 62	133 32
Employers' Liability.....			1,717 26		1,717 26	1,390 73	140 00
Guarantee.....			6,024 33	20 86	6,003 47	4,902 56	28 08
Inland Transportation.....			1,741 91		1,741 91	1,585 03	159 63
Plate Glass.....			3,382 51		3,382 51	2,903 91	1,337 47
Public Liability.....			5,610 07		5,610 07	5,539 74	4,246 20
Theft.....			3,594 80		3,594 80	3,147 20	1,883 86
Totals.....	7,601,393	8,949,736	516,960 38	16,362 45	500,597 93	537,995 35	314,954 35
QUEEN CITY FIRE INSURANCE COMPANY							
Fire.....	12,881,650	23,818,186	66,005 44	1,212 80	64,792 64	71,328 73	20,475 17
Sprinkler Leakage.....						5 88	
Weather.....						14 30	
Totals.....	12,881,650	23,818,186	66,005 44	1,212 80	64,792 64	71,348 91	20,475 17
TORONTO GENERAL INSURANCE COMPANY							
Fire.....	54,378,128	32,906,625	336,002 19	162,986 36	173,015 83	174,035 09	62,796 22
Automobile.....			349,553 91	13,963 11	335,590 80	328,665 55	224,848 36
Accident.....			3,444 64	2,287 88	1,156 76	2,344 82	-310 68
Accident and Sickness.....			13,020 81		13,020 81	7,511 71	1,662 75
Blanket Residence.....			6,885 47	879 52	6,005 95	5,641 09	40 56
Employers' Liability.....			13,833 94	1,014 21	12,819 73	10,609 75	7,544 19
Guarantee.....			64,293 52	5,096 66	59,196 86	58,934 14	10,729 64
Inland Transportation.....			10,115 31	1,317 23	8,798 08	8,184 86	1,794 67
Plate Glass.....			9,266 53	507 34	8,759 19	8,521 79	5,648 17
Public Liability.....			31,344 40	1,558 44	29,785 96	25,692 14	9,262 08
Theft.....			15,558 49	935 66	14,622 83	14,207 19	7,934 08
Weather.....			1,498 03	494 94	1,003 09	10 02	422 30
Workmen's Compensation.....			35,729 46	3,447 36	32,282 10	33,675 69	16,560 33
Totals.....	54,378,128	32,906,625	890,546 70	194,488 71	696,057 99	678,033 82	348,932 67

ABSTRACT OF BUSINESS TRANSACTED BY JOINT STOCK AND CASH MUTUAL  
INSURANCE COMPANIES WRITING FIRE AND OTHER CLASSES—*Concluded*

FOR THE YEAR ENDING DECEMBER 31ST, 1936

Classes of Insurance	Gross risks written	Net at risk	Premiums written, less return premiums	Licensed reinsurance	Net premiums written	Net premiums earned	Net losses incurred
WELLINGTON FIRE INSURANCE COMPANY							
	\$	\$	\$ c.	\$ c.	\$ c.	\$ c.	\$ c.
Fire.....	52,770,954	63,590,966	361,068 13	114,247 25	246,820 88	249,606 84	91,055 27
Automobile.....			182,588 94	1,885 85	180,703 09	162,378 23	108,489 87
Totals.....	52,770,954	63,590,966	543,657 07	116,133 10	427,523 97	411,985 07	199,545 14
GORE DISTRICT MUTUAL FIRE INSURANCE COMPANY							
Fire.....	48,240,809	68,600,827	416,260 27	48,204 09	368,056 18	362,522 88	115,610 34
PERTH MUTUAL FIRE INSURANCE COMPANY							
Fire.....	33,576,650	45,314,083	261,234 35	66,478 81	194,755 54	191,919 92	73,183 43
WATERLOO MUTUAL FIRE INSURANCE COMPANY							
Fire.....	41,503,811	71,535,964	364,400 32	60,088 89	304,311 43	301,019 79	116,044 91
STANSTEAD AND SHERBROOKE MUTUAL FIRE INSURANCE COMPANY							
Fire.....	54,942,855	46,140,119	427,228 54	87,175 20	340,053 34	343,917 18	116,676 04









---

---

D  
FRATERNAL SOCIETIES

ASSETS, LIABILITIES, INCOME, DISBURSEMENTS;  
EXHIBIT OF POLICIES

---

---

FRATERNAL SOCIETIES  
ASSETS, DECEMBER 31st, 1936

Name	LEDGER ASSETS						NON-LEDGER ASSETS					
	Real estate	Mortgage loans on real estate	Loans or liens on policies	Bonds* and debentures	Cash on hand and in banks	All other	Total admitted ledger assets	Interest and rents due and accrued	Collections reported not yet received	All other	Total admitted non-ledger assets	Total admitted ledger and non-ledger assets
	\$ c.	\$ c.	\$ c.	\$ c.	\$ c.	\$ c.	\$ c.	\$ c.	\$ c.	\$ c.	\$ c.	\$ c.
Canadian Order of Chosen Friends.....	3,200 00		135,717 09	2,337,258 76	84,929 69	5,000 00	2,594,905 54	34,869 43		24,200 1	59,069 74	2,653,975 28
Canadian Order of Foresters.....	29,000 00		199,922 48	16,721,472 53	54,283 71		16,955,678 72	216,250 35		273,065 58	17,228,744 30	
Civil Service M.B. Society.....			1,263 21	172,153 00	1,767 19		174,092 40	2,015 95		8 58	2,024 53	176,116 93
Hamilton Firemen.....				612,209 56	1,853 19	958 09	615,026 84					615,026 84
London Police.....	3,766 37	40 0 00		450,284 63	21,797 72		515,898 72					515,898 72
London Commercial Travellers Ass'n.....	11,180 82	490,214 76		398,728 60	13,411 45		322,140 05					322,140 05
Ottawa Firemen.....		7,000 00		529,848 41	19,565 59		1,050,809 58	31,940 80		31,940 80	1,082,750 38	
Ottawa Police.....				530,427 89	1,712 38		532,140 27	7,121 49		7,121 49	539,261 76	
Sons of England.....	37,156 93	5,884 00	20,350 49	372,599 75	816 89		434,325 84	6,807 63		6,807 63	441,133 47	
St. Joseph's Union, du Canada.....	120,600 00		8,613 65	1,568,623 20	30,460 42	5,000 00	1,612,998 16	4,622 11		4,622 11	1,643,620 27	
Stratford M.B. Fund.....			128,951 84	3,428,021 35	66,070 08	5,173 12	3,748,816 39	28,100 29	129,512 86	157,613 15	3,906,429 54	
Toronto Firemen.....				102,207 22	1,201 11		103,408 33	2,140 37		2,140 37	105,548 70	
Toronto Police.....		40,000 00		2,992,000 02	386 40		3,015,366 52	30,257 35		30,335 10	3,022,721 52	
Toronto Police.....				3,573,585 62	1,778 90		3,615,364 52	53,449 33		53,449 33	3,668,813 85	
Totals.....	233,704 12	583,148 76	494,818 76	34,076,929 49	317,950 71	16,131 21	35,722,683 05	441,825 60	63,380 58	153,799 50	659,005 08	36,381,688 73

\*Not in excess of market value.

FRATERNAL SOCIETIES—Continued  
ASSETS AND LIABILITIES ACCORDING TO FUNDS, DECEMBER 31ST, 1936

Name	ADMITTED ASSETS (LEDGER AND NON-LEDGER)						LIABILITIES (EXCEPT RESERVE)													
	Mortuary Fund		Sickness and other Beneficiary Funds		Special Funds		General Fund		Total		Mortuary Fund		Sickness and other Beneficiary Funds		Special Funds		General Fund		Total	
	\$	c.	\$	c.	\$	c.	\$	c.	\$	c.	\$	c.	\$	c.	\$	c.	\$	c.	\$	c.
Canadian Order of Chosen Friends.....	2,381,077	47	231,016	63	23,747	75	18,133	43	2,653,975	28	21,435	32	1,074	33	34	92	640	82	23,185	39
Canadian Order of Foresters.....	16,536,197	76	647,029	87	.....	.....	45,516	67	17,228,744	30	157,675	52	3,738	42	.....	.....	2,484	82	163,898	76
Civil Service M. B. Society.....	176,116	93	.....	.....	.....	.....	.....	.....	176,116	93	527	82	.....	.....	.....	.....	.....	.....	527	82
Hamilton Firemen.....	.....	.....	615,020	84	.....	.....	.....	.....	615,020	84	.....	.....	.....	.....	.....	.....	.....	.....	.....	.....
Hamilton Police.....	.....	.....	515,898	72	.....	.....	.....	.....	515,898	72	.....	.....	.....	.....	.....	.....	.....	.....	.....	.....
London Police.....	.....	.....	322,140	05	.....	.....	.....	.....	322,140	05	.....	.....	.....	.....	.....	.....	.....	.....	.....	.....
Ontario Commercial Travellers Ass'n.....	1,082,750	38	.....	.....	.....	.....	.....	.....	1,082,750	38	3,504	93	.....	.....	.....	.....	.....	.....	.....	.....
Ottawa Firemen.....	.....	.....	539,261	76	.....	.....	.....	.....	539,261	76	.....	.....	.....	.....	.....	.....	.....	.....	.....	.....
Ottawa Police.....	.....	.....	441,050	60	.....	.....	.....	.....	441,133	47	.....	.....	.....	.....	.....	.....	.....	.....	.....	.....
Sons of England.....	335,217	63	32,778	45	18,458	25	73,165	94	459,620	27	1,090	00	.....	.....	.....	.....	271	63	1,361	63
Sons of Scotland.....	1,595,259	97	37,604	77	3,243	30	1,643,513	12	3,906,429	54	40,835	20	535	00	.....	.....	.....	.....	9,560	00
St. Joseph, I Union, du Canada.....	3,464,301	30	337,550	06	65,552	12	39,026	06	3,906,429	54	40,835	20	535	00	328	03	.....	.....	41,698	23
Stratford M. B. Fund.....	.....	.....	105,548	70	.....	.....	.....	.....	105,548	70	.....	.....	.....	.....	.....	.....	.....	.....	10,583	86
Toronto Firemen.....	.....	.....	3,022,721	52	.....	.....	.....	.....	3,022,721	52	.....	.....	.....	.....	.....	.....	.....	.....	641	57
Toronto Police.....	.....	.....	3,668,813	85	.....	.....	.....	.....	3,668,813	85	.....	.....	4,400	00	.....	.....	.....	.....	4,400	00
Totals.....	25,570,921	44	10,516,435	82	111,001	42	183,330	05	36,381,688	73	234,628	79	20,973	18	362	95	3,397	27	259,362	19

FRATERNAL SOCIETIES—Continued  
MORTUARY FUND, DECEMBER 31ST, 1936

Name	RECEIPTS										DISBURSEMENTS					Balance ledger assets, Dec. 31st, 1936						
	Balance ledger assets, Dec. 31st, 1935		Premiums, dues, etc.		Interest and rents		Profit on sale of securities		Transfers from other funds		Total		Loss on sale of securities		All other		Transfers to other funds		Total			
	\$	c.	\$	c.	\$	c.	\$	c.	\$	c.	\$	c.	\$	c.	\$		c.	\$	c.	\$	c.	\$
Canadian Order of Chosen Friends.....	2,604,567	66	226,111	25	99,873	68	3	22	639	00	326,627	15	234,914	05	34,186	20	1,833	92	270,934	17	2,660,260	64
Can. Order of Foresters.....	16,550,642	59	776,726	52	768,267	76	8,237	55	1,544,994	28	919,313	88	34,850	34	101,726	35	1,055,890	57	17,039,746	30	17,039,746	30
Civil Service M.B. Soc.....	162,108	71	14,094	54	8,237	55	317	85	22,649	94	3,950	00	1,711	58	654	18	6,315	76	178,442	89	178,442	89
Ontario Com. Travelers.....	1,058,411	07	24,708	00	57,681	97	209	10	82,389	97	35,007	00	.....	.....	14,984	46	49,991	46	1,090,809	58	1,090,809	58
Sons of England.....	324,288	30	34,668	47	19,650	12	209	10	54,986	53	32,914	38	4,148	17	6,597	23	43,659	78	335,615	05	335,615	05
Sons of Scotland.....	1,541,214	65	84,540	06	69,747	42	1,366	50	156,549	13	72,834	60	10,927	98	30,000	00	113,762	58	1,584,001	20	1,584,001	20
St. Joseph, l'Union, du du Canada.....	4,628,764	97	230,894	17	115,772	18	.....	.....	720	00	347,386	35	209,273	75	23,049	90	.....	.....	238,323	65	4,737,827	67
Totals.....	26,869,997	95	1,391,743	01	1,139,230	68	1,896	67	895	15	2,535,583	35	1,508,207	66	108,874	17	155,796	14	1,778,877	97	27,626,703	33

SICKNESS FUND AND SICKNESS AND FUNERAL FUND

Canadian Order of Chosen Friends.....	236,431	86	12,031	53	11,012	73	.....	.....	.....	.....	23,044	26	13,536	75	.....	.....	1,203	16	14,739	91	244,736	21
Can. Order of Foresters.....	687,729	98	68,294	78	29,362	75	253	25	97,910	78	63,839	20	3,908	11	1,719	27	.....	.....	63,839	20	721,801	56
Sons of Scotland.....	35,893	38	2,644	54	1,260	57	3	00	3,908	11	1,719	27	.....	.....	.....	.....	.....	.....	1,719	27	38,082	22
St. Joseph, l'Union, du Canada.....	314,246	63	51,678	77	12,588	80	.....	.....	64,267	57	46,097	14	.....	.....	5,000	00	.....	.....	51,097	14	327,417	06
Totals.....	1,274,301	85	134,649	62	54,224	85	256	25	189,130	72	125,192	36	.....	.....	5,000	00	.....	.....	1,203	16	131,395	52

FUNERAL FUND

Sons of England.....	37,007	11	24,045	44	1,933	58	504	03	.....	.....	26,483	05	27,980	00	.....	.....	2,817	69	.....	.....	30,797	69
Totals.....	37,007	11	24,045	44	1,933	58	504	03	.....	.....	26,483	05	27,980	00	.....	.....	2,817	69	.....	.....	30,797	69

CHILD OR JUVENILE FUND

Canadian Order of Chosen Friends.....	20,035 83	1,472 29	1,041 05	164 65	2,677 99	975 47	975 47	21,738 35
Sons of England.....	458 84	663 15	8 51		671 66	458 84	458 84	3,200 91
Sons of Scotland.....	2,529 25	6,922 79	903 07		7,825 86	720 00	3,402 50	27,498 89
St. Joseph, l'Union, du Canada.....	23,075 53	9,058 23	1,952 63	164 65	11,175 51	318 00	2,154 31	52,438 15
Totals.....	46,099 45							

WIDOWS AND ORPHANS FUND

Sons of England.....	1,411 14	57 05	57 05		57 05			1,468 19
----------------------	----------	-------	-------	--	-------	--	--	----------

PENSION AND BENEFIT FUND (Municipal Pension Fund Associations Only)

Hamilton Firemen.....	595,365 37	23,726 68	28,214 71	145 00	54,746 04	14,785 52	674 70	15,460 22	634,652 09
Hamilton Police.....	514,331 97	19,672 84	24,595 09	707 10	44,741 96	14,690 22	919 05	15,609 31	543,964 62
London Police.....	310,225 21	7,571 76	14,014 88	170 00	31,756 64	8,202 18	90 00	8,292 18	323,689 67
Ottawa Firemen.....	506,690 86	24,704 19	21,289 40	7,000 00	57,993 59	16,708 41	620 27	17,228 68	542,455 77
Ottawa Police.....	415,850 80	28,878 53	19,231 45	3,139 77	50,710 24	10,908 42	500 00	17,468 42	449,492 62
Stratford M.B. Soc.....	94,987 43	1,467 58	4,594 21	1,736 26	6,740 05	1,195 00	202 15	1,327 15	103,408 33
Toronto Firemen.....	2,859,529 48	99,683 17	135,250 72	27,598 25	262,532 14	87,677 81	834 69	88,512 50	3,033,549 12
Toronto Police.....	3,388,328 67	143,589 95	168,538 01	153,999 18	463,927 14	184,075 13	1,365 71	185,440 84	3,668,814 97
Totals.....	8,685,309 79	349,094 70	415,628 47	193,495 76	964,056 70	344,132 73	5,206 57	349,339 30	9,300,027 19

SPECIAL FUNDS

Canadian Order of Chosen Friends: Guarantee Fund.....	1,000 00	216 98	7 52		224 50		224 50	1,000 00
Sons of England: Guarantee Fund.....	9,653 17	503 97	536 84		1,040 81		882 28	9,811 70
Sup. Lodge Exps. Fund.....	14,700 41	5,813 15	188 73		6,001 88	12,472 47	459 73	7,770 09
Shakespeare Mem. Fund.....	368 79	10 00	4 93		14 93			383 72
St. Joseph, l'Union, du Canada: General Res. Fund.....	33,807 51	2,885 50	1,385 24		4,270 74		895 20	37,183 05
Oeuvre du Centin Collegial.....	47 53			205 36	205 36		233 86	19 03
Totals.....	59,577 41	9,429 60	2,123 26	205 36	11,758 22	12,472 47	2,461 71	56,167 59

FRATERNAL SOCIETIES—Concluded  
GENERAL FUND

Name	Balance ledger assets, Dec. 31st, 1935			RECEIPTS			DISBURSEMENTS			Balance ledger assets, Dec. 31st, 1936														
	\$	c.		Assessments, dues and fines	Interest and rents	All other	Transfers from other funds	Total	Head office expense	Agency and organization expense	Other expenses	Transfers to other funds	Total											
	\$	c.		\$	c.	\$	\$	\$	\$	\$	\$	\$	\$											
Canadian Order of Chosen Friends	30,161	29		10,989	35	4 11	320	69	3,598	05	14,912	20	20,943	41	5,454	50	28,046	45	17,027	04				
Canadian Order of Foresters	30,590	94		66,658	47	318	04	4,744	85	100,000	00	171,721	36	50,032	22	73,709	98	156,795	63	45,516	67			
Civil Service M.B. Society										654	18	654	18	599	18	33,053	43	654	18			654	18	
Hamilton Firemen										674	70	674	70	674	70			674	70			674	70	
London Police										919	05	919	05	919	05			919	05			919	05	
Ontario Commercial Travelers Ass'n.										90	00	90	00	90	00	35	00	55	00			90	00	
Ottawa Firemen										14,984	46	14,984	46	9,220	60	805	81	4,258	05			14,984	46	
Ottawa Police	46	27								620	27	620	27	620	27							620	27	
Sons of England	76,492	79		9,201	50	5,661	01	4,322	48	500	00	500	00	332	40	131	00					463	40	
Sons of Scotland	4,736	36		12,370	00					29,946	92	13,840	87	1,502	39	19,168	89					34,512	15	
St. Joseph, l'Union, du Canada	40,191	86		98,573	29	1,337	70	7,088	34	30,000	00	42,370	00	15,123	10	6,761	98					39,701	28	
Stratford M.B. Fund										202	15	202	15	37,057	24	43,229	37	27,878	52			108,165	13	
Toronto Firemen										834	69	834	69	135	00	67	15					202	15	
Toronto Police										1,365	71	1,365	71	1,365	71							1,365	71	
Totals	182,219	51		197,792	61	7,325	86	16,476	36	165,200	19	386,795	02	152,433	44	138,712	29	96,883	52			388,029	25	
																							180,985	28

EXHIBIT OF POLICIES (MORTUARY), DECEMBER 31ST, 1936

Name	WHOLE LIFE		LIMITED LIFE		ENDOWMENT		OTHER PLANS		TOTAL	
	Number	Amount	Number	Amount	Number	Amount	Number	Amount	Number	Amount
Canadian Order of Chosen Friends	7,490	\$ 6,072,878	457	\$ 371,200	412	\$ 385,412	286	\$ 119,920	8,645	\$ 6,949,410
Canadian Order of Foresters	34,795	31,160,981	1,611	1,460,758	3,882	3,778,508	35	105,000	40,323	36,505,247
Civil Service M.B. Society	1,630	720,822						56,000	1,630	776,822
Ontario Commercial Travelers Ass'n.	2,411	1,470,779							2,411	1,470,779
Sons of England	665	589,406	326	301,287					991	890,693
Sons of Scotland	4,243	2,453,250	1,813	1,023,375	573	327,250	453	359,005	7,084	4,162,880
St. Joseph, l'Union, du Canada	8,409	6,524,809	1,646	1,620,500	9,016	7,289,304	404	513,000	19,475	15,953,613
Totals	59,645	48,992,925	5,853	4,783,120	13,883	11,780,474	1,178	1,152,925	80,559	66,709,444

### III.

STATEMENT SHOWING THE MOVEMENT OF SECURITIES OWNED BY JOINT STOCK, MUTUAL LIFE, AND CASH MUTUAL INSURANCE COMPANIES NOT REGISTERED UNDER THE DOMINION INSURANCE ACTS, FOR THE YEAR ENDING DECEMBER 31st, 1936

#### I—BONDS AND DEBENTURES PURCHASED

#### THE EMPIRE LIFE INSURANCE COMPANY

Date Acquired	Description of Security	Par Value	Book Value	From Whom Purchased
<b>1936</b>				
Jan. 21	Dominion of Canada, 3½%, 1961	\$10,000 00	\$9,586 00	Brown, Harriman & Co.
Feb. 18	Lower St. Lawrence Power, 5%, 1955	10,000 00	9,900 00	McLeod, Young & Weir, Co.
Apr. 29	Saguenay Power Co., 4¼%, 1966	25,000 00	25,000 00	Wood, Gundy & Co., Ltd.
June 9	Dominion of Canada, 3%, 1950	50,000 00	49,550 00	Dom. Sec. Corp.
Jan. 10	Province of Saskatchewan, 4%, 1960	35,000 00	30,887 50	Royal Bank of Canada.
Jan. 9	Province of Saskatchewan, 4%, 1960	35,000 00	30,887 50	Royal Bank of Canada.
Jan. 2	City of North Bay, 5%, 1940	500 00	500 00	Royal Bank of Canada.
Mar. 6	Town Isle of Malighe, 4%, 1942	5,000 00	5,000 00	Beaubien & Co., Ltd.
Jan. 6	Richmond Bay Bldg., 6½%, 1945	5,000 00	4,975 00	Matthews & Co.
Jan. 13	Hamilton By-Prod. Coke, 5%, 1955	5,000 00	4,925 00	Gairdner & Co., Ltd.
Jan. 6	Simpsons, Ltd., 6%, 1949	5,000 00	5,250 00	Matthews & Co.
Feb. 3	Wabasso Cottons Co., 4%, 1947	5,000 00	4,785 00	Cochran, Murray & Co.
Feb. 4	Rolland Paper Co., 5½%, 1948	5,000 00	5,237 50	Beaubien & Co., Ltd.
Apr. 7	Shawinigan Water & Power, 4%, 1961	25,000 00	24,875 00	Matthews & Co.
May 11	Canadian Cannerns, Ltd., 4%, 1951	25,000 00	24,437 50	John Stark & Co.
May 9	Youngstown Sheet & Tube, 4%, 1961	23,000 00	22,655 00	Matthews & Co.
June 9	Saguenay Power 4½%, 1966	25,000 00	24,875 00	Matthews & Co.
Nov. 25	Dominion of Canada, 3%, 1955	50,000 00	50,625 00	Matthews & Co.
Nov. 21	Dominion of Canada, 3%, 1955	25,000 00	25,156 25	Dom. Securities.
Sept. 14	Dominion of Canada, 3%, perpetual	100,000 00	96,500 00	Matthews & Co.
Oct. 31	Province of Quebec, 3%, 1951	25,000 00	24,750 00	Matthews & Co.
Aug. 14	Town of New Waterford, 5%, 1956	8,000 00	8,000 00	J. L. Graham & Co.
Sept. 21	Great Lakes Power, 4½%, 1956	25,000 00	24,875 00	Matthews & Co.
Oct. 31	Atlantic Sugar Ref., 4%, 1951	15,000 00	14,962 50	Royal Securities.
Sept. 15	Canada Cement Co., 4¼%, 1951	10,000 00	10,000 00	Exchange.
Sept. 29	Great Lakes Paper, 5%, 1955	20,000 00	14,700 00	Matthews & Co.
Sept. 26	Great Lakes Paper, 5%, 1955	10,000 00	7,350 00	J. S. Forgie & Co.
Oct. 14	Richmond Bay Bldg., 6½%, 1947	7,000 00	7,210 00	Matthews & Co.
Nov. 20	Richmond Bay Bldg., 6½%, 1947	3,000 00	3,090 00	Matthews & Co.
Nov. 4	Rolland Paper, 4½%, 1951	8,000 00	7,960 00	Matthews & Co.
Sept. 28	Silverwoods Dairies, 5%, 1947	5,000 00	5,000 00	Harrison & Co.
Nov. 21	Simpsons, Ltd., 4½%, 1951	10,000 00	10,000 00	Matthews & Co.
Nov. 20	Simpsons, Ltd., 4½%, 1951	5,000 00	5,000 00	R. N. Bryson & Co.
Oct. 9	Simpsons, Ltd., 4½%, 1951	5,000 00	5,000 00	Exchange.
Aug. 17	Wabasso Cotton, 4%, 1948	5,000 00	4,692 00	Cochran, Murray.
Nov. 24	Simpsons, Ltd., 4½%, 1951	5,000 00	5,000 00	Cochran, Murray.
Oct. 14	Windsor Gas Co., 5%, 1966	10,000 00	9,650 00	Dom. Securities.
Sept.	Winnipeg Elec., 4-5%, 1965	5,000 00	5,000 00	Exchange.
Sept. 14	Rolland Paper, 5½%, 1948	2,000 00	2,120 00	Beaubien & Co.
Sept. 30	Great Lakes Paper Co., Ltd., 5%, 1955	15,000 00	15,000 00	Reorganization.
Nov. 10	Howard Smith Paper, 4¼%, 1951	25,000 00	25,250 00	Wood, Gundy & Co.
Nov. 17	Howard Smith Paper, 4¼%, 1951	50,000 00	50,500 00	Matthews & Co.
Sept. 15	Winnipeg Electric, 4-5%, 1965	61,000 00	61,000 00	Reorganization.
Dec. 18	American Tel. & Tel., 3½%, 1966	10,000 00	10,200 00	Matthews & Co.
Dec. 18	Dominion of Canada, 3%, 1955	75,000 00	75,750 00	Dom. Securities.
Dec. 18	Dominion of Canada, 3%, 1955	25,000 00	25,250 00	Bell, Gouinlock & Co.
Dec. 28	Dominion of Canada, 3%, 1951	70,000 00	69,825 00	Matthews & Co.
Dec. 28	Dominion of Canada, 3%, 1955	25,000 00	25,343 75	Matthews & Co.
Dec. 28	Dominion of Canada, 4½%, 1958	39,000 00	44,070 00	Matthews & Co.
Dec. 31	Pacific Coast Terminals, 6½%, 1948	1,349 00	1,349 00	Reorganization
	Accumulation of book values towards par	.....	2,257 12	
	Totals	\$1,047,849 00	\$1,035,761 62	

#### FEDERAL FIRE INSURANCE COMPANY OF CANADA

Date Acquired	Description of Security	Par Value	Book Value	From Whom Purchased
<b>1936</b>				
Sept. 17	Dominion of Canada, 3%, 1955	\$10,000 00	\$10,185 00	Trusts & Guarantec.

## STATEMENT SHOWING THE MOVEMENT OF SECURITIES—Continued

## I—BONDS AND DEBENTURES PURCHASED

## GORE DISTRICT MUTUAL FIRE INSURANCE COMPANY

Date Acquired	Description of Security	Par Value	Book Value	From Whom Purchased
1936				
Mar. 4	City of N. Battleford, Sask., 5½%, 1953.	\$5,000 00	\$4,736 00	G. Tower Fergusson & Co.
Apr. 22	Dominion of Canada, 4½%, 1958.	50,000 00	55,250 00	Harris, Ramsay & Co., Ltd.
June 17	Canadian National Rly., 2%, 1948.	30,000 00	29,700 00	Matthews & Co.
Sept. 15	Dominion of Canada, 3%, perpetual.	25,000 00	24,125 00	Matthews & Co.
Dec. 23	Province of Ontario, 3%, 1951.	25,000 00	24,842 50	Cochran, Murray & Co., Ltd.
Dec. 23	Province of Ontario, 3%, 1951.	25,000 00	24,937 50	Matthews & Co.
Dec. 31	Province of Ontario, 3%, 1951.	10,000 00	9,950 00	Harris, Ramsay & Co., Ltd.
	Totals.....	\$170,000 00	\$173,541 00	

## HAND-IN-HAND INSURANCE COMPANY

Date Acquired	Description of Security	Par Value	Book Value	From Whom Purchased
1936				
Nov. 30	Accumulation of book values towards par.		\$714 78	

## MERCHANTS FIRE INSURANCE COMPANY

Date Acquired	Description of Security	Par Value	Book Value	From Whom Purchased
1936				
Aug. 15	City of Fort William, 4%, 1947.	\$25,000 00	\$24,562 50	Dominion Securities.

## PERTH MUTUAL FIRE INSURANCE COMPANY

Date Acquired	Description of Security	Par Value	Book Value	From Whom Purchased
1936				
Jan. 9	Prov. of Prince Edw. Island, 3%, 1945.	\$10,000 00	\$9,875 00	Cochran, Murray & Co.
Jan. 30	Prov. of Prince Edw. Island, 3%, 1945.	25,000 00	24,687 50	W. C. Pitfield & Co.
Jan. 8	City of North Bay, 5%, 1940.	500 00	500 00	Royal Bank.
Jan. 14	Dominion of Canada, 3%, 1955.	10,000 00	9,800 00	Wood, Gundy & Co.
Mar. 4	Prov. of Prince Edw. Island, 3%, 1946.	25,000 00	25,000 00	Wood, Gundy & Co.
Mar. 18	Dom. of Can., guar. C.N.R., 3%, 1953.	100,000 00	97,250 00	Wood, Gundy & Co.
June 5	Province of Nova Scotia, 3%, 1947.	25,000 00	24,937 50	Wood, Gundy & Co.
July 3	Dominion of Canada, 3¼%, 1956-66.	100,000 00	100,900 00	Wood, Gundy & Co.
Aug. 21	Province of Nova Scotia, 3¼%, 1956.	25,000 00	25,375 00	Cochran, Murray & Co.
Sept. 25	Dominion of Canada, 3%, perpetuals.	177,000 00	172,309 50	Wood, Gundy & Co.
Oct. 7	Canada Permanent Mtge. Co., 3½%, 1941	25,000 00	25,000 00	Canada Permanent.
Nov. 24	Prov. of New Brunswick, 3½%, 1956.	25,000 00	25,062 50	Wood, Gundy & Co.
Dec. 5	Province of Manitoba, 5½%, 1942.	25,000 00	25,125 00	Wood, Gundy & Co.
	Accumulation of book values towards par.		136 16	
	Totals.....	\$572,500 00	\$565,958 16	

## PILOT INSURANCE COMPANY

Date Acquired	Description of Security	Par Value	Book Value	From Whom Purchased
1936				
Mar. 31	Dominion of Canada, 3%, 1955.	\$15,000 00	\$14,887 50	J. L. Graham & Co.
June 4	Dominion of Canada, 4½%, 1958.	10,000 00	11,075 00	Lamont & Co.
Jan. 3	Canadian Pacific Rly., 6%, 1942.	15,000 00	16,541 25	Canadian Bank of Commerce.
Jan. 3	Canadian Pacific Rly., 4½%, 1944.	15,000 00	14,812 50	Canadian Bank of Commerce.
June 4	Canadian Pacific Rly., 3%, 1945.	28,000 00	26,443 20	Wood, Gundy & Co.
July 6	Dominion of Canada, 4%, 1945.	23,000 00	25,254 00	Canadian Bank of Commerce.
Oct. 26	Prov. of New Brunswick, 2¾%, 1946.	10,000 00	9,785 00	Bell, Gouinlock & Co.
Nov. 10	Prov. of Nova Scotia, 3½%, 1939.	25,000 00	25,662 50	Bell, Gouinlock & Co.
Oct. 8	Canada Permanent Bonds, 4%, 1937.	14,400 00	14,443 20	Lamont & Co.
Dec. 21	Province of Ontario, 3%, 1951.	21,000 00	20,947 50	Canadian Bank of Commerce.
	Accumulation of book values towards par.		341 18	
	Totals.....	\$176,400 00	\$180,192 83	



## STATEMENT SHOWING THE MOVEMENT OF SECURITIES—Continued

## I—BONDS AND DEBENTURES PURCHASED

## QUEEN CITY FIRE INSURANCE COMPANY

Date Acquired	Description of Security	Par Value	Book Value	From Whom Purchased
1936 Aug. 15	City of Fort William, 4%, 1946 .....	\$10,000 00	\$9,838 00	Dominion Securities Corp'n.
	Accumulation of book values towards par. ....	.....	542 86	
	Totals .....	\$10,000 00	\$10,380 86	

## THE STANSTEAD &amp; SHERBROOKE FIRE INSURANCE COMPANY

Date Acquired	Description of Security	Par Value	Book Value	From Whom Purchased
1936 Jan. 3	Sherbrooke Protestant Schools, 5%, 1945..	\$7,000 00	\$7,455 00	Hanson Bros.
Feb. 10	Granby City, 4%, 1937 .....	1,500 00	1,518 75	Hanson Bros.
Feb. 10	Granby City, 4%, 1938 .....	1,500 00	1,518 75	Hanson Bros.
Feb. 10	Granby City, 4%, 1939 .....	1,500 00	1,518 75	Hanson Bros.
Feb. 10	Granby City, 4%, 1940 .....	1,500 00	1,518 75	Hanson Bros.
Feb. 10	Granby City, 4%, 1941 .....	1,500 00	1,518 75	Hanson Bros.
Feb. 10	Granby City, 4%, 1942 .....	1,500 00	1,518 75	Hanson Bros.
Feb. 10	Granby City, 4%, 1943 .....	1,500 00	1,518 75	Hanson Bros.
Feb. 10	Granby City, 4%, 1944 .....	1,500 00	1,518 75	Hanson Bros.
Feb. 10	Granby City, 4%, 1945 .....	1,500 00	1,518 75	Hanson Bros.
Feb. 10	Granby City, 4%, 1946 .....	1,500 00	1,518 75	Hanson Bros.
Feb. 14	Sherbrooke City, 4½%, 1944 .....	5,000 00	5,233 50	Hanson Bros.
Mar. 24	Montreal Catholic Schools, 4%, 1946 .....	20,000 00	20,100 00	Banque Can. Nationale.
July 14	Quebec City, 6%, 1939 .....	8,000 00	8,360 00	Hanson Bros.
July 24	Quebec City, 6%, 1939 .....	3,000 00	3,135 00	Hanson Bros.
Aug. 14	Montreal City, 5%, 1945 .....	10,000 00	10,250 00	Hanson Bros.
Aug. 17	Montreal City, 4½%, 1946 .....	5,000 00	5,031 25	A. E. Ames & Co., Ltd.
Aug. 17	Montreal City, 5%, 1943 .....	5,000 00	5,150 00	A. E. Ames & Co., Ltd.
Aug. 17	Montreal City, 5%, 1942 .....	14,000 00	14,420 00	A. E. Ames & Co., Ltd.
Sept. 25	Montreal Protestant Schools, 5%, 1952..	1,000 00	1,045 00	Hanson Bros.
Nov. 26	Granby Cath. Sch. Comm., 3½%, 1937-61	25,000 00	25,000 00	Hanson Bros.
Dec. 31	City of Sorel, 4%, 1951 .....	4,000 00	4,010 00	Le Sun Trust, Ltée.
Dec. 31	Comm'n Métropolitaine de Montréal, 4%, 1947 .....	12,000 00	12,060 00	Le Sun Trust, Ltée.
Dec. 31	Montreal City, 4½%, 1946 .....	5,000 00	5,200 00	Le Sun Trust, Ltée.
Dec. 31	Ecoles Cath. de Montréal, 4½%, 1971 ..	2,000 00	2,080 00	Le Sun Trust, Ltée.
	Totals .....	\$141,000 00	\$143,717 25	

## TORONTO GENERAL INSURANCE COMPANY

Date Acquired	Description of Security	Par Value	Book Value	From Whom Purchased
1936 Feb. 14	Dominion of Canada, 3%, 1955 .....	\$30,000 00	\$29,287 50	R. A. Daly & Co.
Feb. 14	Dominion of Canada, 3%, 1955 .....	50,000 00	48,875 00	R. A. Daly & Co.
May 6	Province of Ontario, 6%, 1941 .....	25,000 00	28,125 00	Bell, Gouinlock.
Apr. 18	Rom. Cath. Diocese of London, 4%, 1954 ..	10,000 00	10,000 00	Midland Securities.
Mar. 4	Canadian Pacific Rly., 3½%, 1951 .....	15,000 00	14,160 00	R. A. Daly & Co.
Apr. 7	Canadian Pacific Rly., 3%, 1945 .....	16,000 00	15,110 40	A. E. Ames & Co.
Apr. 7	Canadian Pacific Rly., 3%, 1945 .....	17,000 00	16,054 80	Wood, Gundy & Co.
Apr. 9	Shawinigan Water & Power, 4%, 1961 .....	10,000 00	9,950 00	R. A. Daly & Co.
July 30	Dominion of Canada, 3½%, 1949 .....	1,500 00	1,548 75	
July 30	Dominion of Canada, 4%, 1945 .....	500 00	541 87	
Sept. 15	Dominion of Canada, 3%, perpetual .....	10,000 00	9,650 00	D. E. Stewart & Co.
Sept. 15	Dominion of Canada, 3%, perpetual .....	5,000 00	4,825 00	A. E. Ames & Co.
Sept. 15	Dominion of Canada, 3%, perpetual .....	5,000 00	4,825 00	Lamont & Co.
Sept. 15	Dominion of Canada, 3%, perpetual .....	5,000 00	4,825 00	Wood, Gundy & Co.
Aug. 25	Province of Ontario, 6%, 1943 .....	8,500 00	9,987 50	Wood, Gundy & Co.
Sept. 3	Province of Ontario, 5½%, 1946 .....	7,500 00	8,868 75	R. A. Daly & Co.
July 21	Hydro-Elec. Power Comm., 6%, 1941 .....	10,000 00	11,400 00	H. D. Bellinger & Co.
July 28	Gatineau Power Co., 5%, 1956 .....	10,000 00	9,932 50	A. E. Ames & Co.
Aug. 5	Gatineau Power Co., 6%, 1941 .....	10,000 00	9,565 00	Gairdner & Co.
July 20	Hamilton By-Product Coke Ovens, Ltd., 5%, 1955 .....	10,000 00	9,875 00	Gairdner & Co.
Dec. 21	Province of Ontario, 3%, 1951 .....	50,000 00	49,875 00	R. A. Daly & Co. and Gairdner & Co.
	Accumulation of book values towards par. ....	.....	1,385 96	
	Totals .....	\$306,000 00	\$308,668 03	

## STATEMENT SHOWING THE MOVEMENT OF SECURITIES—Continued

## I—BONDS AND DEBENTURES PURCHASED

## WATERLOO MUTUAL FIRE INSURANCE COMPANY

Date Acquired	Description of Security	Par Value	Book Value	From Whom Purchased
1936				
Jan. 16	Dominion of Canada, 3½%, 1961.....	\$10,000 00	\$9,586 00	Brown, Harriman.
Mar. 16	Dominion of Canada, 4½%, 1958.....	25,000 00	27,531 25	Cochran, Murray.
Feb. 17	Associated Electric Co., 4½%, 1953.....	10,000 00	6,500 00	Seagram, Harris & Bricker.
May 13	Canadian Cannery, 4%, 1951.....	50,000 00	48,625 00	Royal Securities.
June 13	Famous Players Can. Corp., 4½%, 1951..	35,000 00	34,300 00	Seagram, Harris & Bricker.
June 10	Famous Players Can. Corp., 4½%, 1951..	5,000 00	4,925 00	Seagram, Harris & Bricker.
June 10	Famous Players Can. Corp., 4½%, 1951..	10,000 00	9,800 00	Cochran, Murray.
Jan. 13	Montreal Light, H. & P., 3%, 1937.....	21,000 00	21,000 00	Seagram, Harris & Bricker.
Feb. 1	Montreal Light, H. & P., 3½%, 1956.....	15,000 00	14,775 00	Wood, Gundy & Co.
Jan. 9	Newfoundland Light & P., 4½%, 1956...	25,000 00	24,750 00	Royal Securities.
Apr. 6	Shawinigan Water & Power, 4%, 1961.....	10,000 00	9,950 00	Harris, Ramsay.
Apr. 15	Shawinigan Water & Power, 4%, 1961.....	5,000 00	4,975 00	Cochran, Murray.
Apr. 9	Shawinigan Water & Power, 4%, 1961.....	15,000 00	14,925 00	Pitfield & Co.
Apr. 11	Shawinigan Water & Power, 4%, 1936.....	15,000 00	14,925 00	Seagram, Harris & Bricker.
Apr. 15	Shawinigan Water & Power, 4%, 1936.....	5,000 00	4,975 00	Waterloo Bond Corp.
Feb. 6	United Amusement Corp., 5%, 1956.....	10,000 00	10,000 00	Wood, Gundy & Co.
May 14	United Corporations, 5%, 1953.....	25,000 00	24,000 00	Wood, Gundy & Co.
Mar. 21	Winnipeg Electric Co., 4½%, 1960.....	25,000 00	25,375 00	Nesbitt, Thomson.
July 2	Dominion of Canada, 4½%, 1958.....	35,000 00	39,270 00	Seagram, Harris & Bricker.
Oct. 29	Atlantic Sugar Refineries, 4%, 1951.....	50,000 00	49,875 00	Royal Securities.
Aug. 7	British Columbia Telephone, 4½%, 1961..	50,000 00	52,500 00	Cochran, Murray.
Sept. 18	Great Lakes Power Co., 4½%, 1956.....	25,000 00	24,875 00	Cochran, Murray.
Nov. 21	Maritime Electric Co., 4½%, 1956.....	25,000 00	24,875 00	Royal Securities.
July 7	Saguenay Power Co., 4½%, 1966.....	25,000 00	25,093 75	Seagram, Harris & Bricker.
July 22	Saguenay Power Co., 4½%, 1966.....	25,000 00	25,375 00	Wood, Gundy & Co.
Nov. 16	Saguenay Power Co., 4½%, 1966.....	16,000 00	16,880 00	Royal Securities.
Nov. 27	Saguenay Power Co., 4½%, 1966.....	6,000 00	6,330 00	Royal Securities.
Nov. 25	Saguenay Power Co., 4½%, 1966.....	25,000 00	26,437 50	Royal Securities.
July 1	United Corporations, Ltd., 5%, 1953.....	2,100 00	1,995 00	Seagram, Harris & Bricker.
July 13	United Corporations, Ltd., 5%, 1953.....	4,200 00	4,032 00	Seagram, Harris & Bricker.
Aug. 28	United Corporations, Ltd., 5%, 1953.....	700 00	667 62	Royal Securities.
Sept. 1	United Corporations, Ltd., 5%, 1953.....	10,000 00	9,537 50	Royal Securities.
Nov. 23	Winnipeg Electric Co., 4%, 1965.....	5,000 00	3,850 00	Nesbitt, Thomson.
Dec. 2	Howard Smith Paper Mills, 4½%, 1951.....	15,000 00	15,150 00	Wood, Gundy.
Dec. 2	Howard Smith Paper Mills, 4%, 1945.....	10,000 00	10,000 00	Wood, Gundy.
Dec. 9	Saguenay Power Company, 4½%, 1966.....	1,000 00	1,057 50	Royal Securities.
Dec. 16	Saguenay Power Company, 4½%, 1966.....	2,000 00	2,110 00	Royal Securities.
	Accumulation of book values towards par.....		1,088 05	
	Totals.....	\$648,000 00	\$651,916 17	

## WELLINGTON FIRE INSURANCE COMPANY

Date Acquired	Description of Security	Par Value	Book Value	From Whom Purchased
1936				
May 14	Dominion of Canada, 3½%, 1944.....	\$65,000 00	\$67,860 00	Harris, Ramsay & Co., Ltd.
Sept. 17	Dominion of Canada, 3%, 1955.....	40,000 00	40,740 00	Trusts & Guarantee.
Oct. 26	Dominion of Canada, 4½%, 1958.....	25,000 00	27,875 00	Trusts & Guarantee.
	Totals.....	\$130,000 00	\$136,475 00	

## STATEMENT SHOWING THE MOVEMENT OF SECURITIES—Continued

## II—BONDS AND DEBENTURES SOLD OR MATURED

## THE EMPIRE LIFE INSURANCE COMPANY

Date Sold or Matured	Description of Security	Par Value	Book Value	Sale Price or Consideration Received	Through Whom Sold
1936					
May 27	Dominion of Canada, 3%, 1955.....	\$70,000 00	\$68,600 00	\$69,370 00	Matthews & Co.
June 1	Dominion of Canada, 3%, 1955.....	25,000 00	24,687 50	24,787 50	Dom. Sec. Corp.
Feb. 12	Prov. of Manitoba, 6%, 1947.....	20,000 00	21,646 57	21,825 00	Matthews & Co.
Feb. 12	Prov. of Manitoba, 6%, 1947.....	35,000 00	38,221 93	38,193 75	Matthews & Co.
June 26	Prov. of Ontario, 2%, 1939.....	55,000 00	50,218 27	55,000 00	Matthews & Co.
Jan. 15	City of North Bay, 5½%, 1936-42.....	852 34	849 23	844 50	Griffis, Fairclough, Norsw'y.
Jan. 21	City of North Bay, 5½%, 1945.....	3,000 00	2,965 25	2,889 60	Griffis, Fairclough, Norsw'y.
Jan. 23	City of North Bay, 5½%, 1936-42.....	727 89	725 59	707 58	Griffis, Fairclough, Norsw'y.
Jan. 27	City of North Bay, 5½%, 1945.....	1,000 00	988 41	963 20	Griffis, Fairclough, Norsw'y.
Feb. 4	City of North Bay, 5½%, 1944.....	4,000 00	4,114 72	3,864 00	Griffis, Fairclough, Norsw'y.
Mar. 25	City of North Bay, 5½%, 1944.....	2,000 00	2,052 28	1,920 00	Griffis, Fairclough, Norsw'y.
Jan. 31	Town of Pt. Colborne, 5%, 1936-42.....	8,267 95	8,224 60	8,143 93	Matthews & Co.
Feb. 20	Trail, 5½%, 1911-45.....	14,000 00	14,434 42	14,434 00	R. A. Daly & Co.
Jan. 13	Souris, Man., 5%, 1936-40.....	1,019 48	1,019 48	1,019 48	Matured.
Feb. 6	Lindsay, 6%, 1937-39.....	2,000 00	2,000 00	2,000 00	Matured.
Mar. 1	Sarnia, 6%, 1937.....	2,840 72	2,840 72	2,840 72	Matured.
Mar. 15	Haileybury, 6%, 1937-39.....	370 22	370 22	370 22	Matured.
Apr. 1	Smith's Falls, 6%, 1937-39.....	704 61	704 61	704 61	Matured.
June 1	Town of Carleton Place, 5%, 1937-40.....	3,170 44	3,170 44	3,170 44	Matured.
Mar. 1	Elgin, 5%, 1937-40.....	509 64	509 64	509 64	Matured.
Apr. 27	Renfrew, 5%, 1937-50.....	148 26	148 26	148 26	Matured.
Apr. 27	Renfrew, 5%, 1937-43.....	150 54	150 54	150 54	Matured.
Jan. 31	W. Kootenay Power, 5%, 1956.....	6,000 00	5,726 49	6,397 50	Matthews & Co.
Mar. 4	Shawinigan W. & P., 5%, 1970.....	30,000 00	30,712 83	32,400 00	Matthews & Co.
Apr. 24	Duke-Price Power, 6%, 1966.....	25,000 00	24,265 49	26,475 00	Matthews & Co.
Feb. 1	E. Kildonan, 5%, 1937-60.....	251 40	251 40	251 40	Matured.
May 30	Hydro-Electric, 4¾%, 1970.....	10,000 00	11,372 52	11,300 00	Matthews & Co.
May 30	Hydro-Electric, 4¾%, 1970.....	5,000 00	5,546 34	5,650 00	Matthews & Co.
June 6	Saguenay Power, 4¼%, 1966.....	25,000 00	25,000 00	25,125 00	Matthews & Co.
May 27	Dominion of Canada, 3%, 1955.....	55,000 00	54,312 50	54,505 00	Matthews & Co.
Jan. 11	Alberta, 5%, 1959.....	3,000 00	2,859 75	2,760 00	Matthews & Co.
Jan. 21	British Columbia, 4¾%, 1946.....	13,000 00	12,473 50	12,512 50	Matthews & Co.
Jan. 11	Manitoba, 4%, 1947.....	12,000 00	11,448 40	11,580 00	Matthews & Co.
Jan. 16	Manitoba, 5½%, 1958.....	10,000 00	9,322 30	10,225 00	Matthews & Co.
Jan. 11	Saskatchewan, 4¾%, 1951.....	10,000 00	9,900 00	9,400 00	Matthews & Co.
Jan. 11	Saskatchewan, 5%, 1942.....	15,000 00	14,826 00	14,887 50	Matthews & Co.
Jan. 11	Saskatchewan, 5½%, 1946.....	5,000 00	5,103 50	4,950 00	Matthews & Co.
Jan. 31	City of St. Catharines, 5½%, 1936.....	1,000 00	1,001 60	1,000 00	Matured.
June 22	City of Wentworth, 9%, 1936.....	957 91	957 91	957 91	Matured.
Jan. 13	Town of Eastend, 6%, 1936-37.....	342 23	342 23	342 23	Matured.
Jan. 21	Town of The Pas, 6%, 1959.....	2,000 00		1,820 00	McKinnon & Co.
Jan. 23	Town of The Pas, 6%, 1959.....	2,000 00	7,835 52	1,820 00	McKinnon & Co.
Jan. 29	Town of The Pas, 6%, 1959.....	1,000 00		910 00	McKinnon & Co.
Jan. 31	Town of The Pas, 6%, 1959.....	2,000 00		1,820 00	McKinnon & Co.
May 20	Georgetown, 5½%, 1936.....	500 00	500 00	500 00	Matured.
June 1	Collingwood, 5½%, 1936.....	2,000 00	2,000 00	2,000 00	Matured.
June 9	County of Halton, 5½%, 1936.....	3,000 00	3,000 00	3,000 00	Matured.
Apr. 2	County of Ontario, 5%, 1936.....	1,139 39	1,139 39	1,139 39	Matured.
May 1	County of Renfrew, 5½%, 1936.....	5,000 00	5,000 00	5,000 00	Matured.
Mar. 9	Beaver Hills, S.D., 6%, 1934.....	20 42	20 42	20 42	Payment account.
Jan. 4	Acadia Sugar, 6%, 1946.....	10,000 00	10,484 00	10,470 70	Called.
Apr. 22	Canadian Cannery, 6%, 1950.....	10,000 00	10,413 00	10,575 00	Matthews & Co.
Apr. 22	Duke-Price Power, 6%, 1966.....	5,000 00	5,066 50	5,250 00	McLeod, Young & Weir.
May 26	Hydro-Elec. Power, 4¾%, 1970.....	10,000 00	10,170 00	11,300 00	Matthews & Co.
Feb. 4	T. Eaton Realty, 5%, 1949.....	5,000 00	4,781 01	5,000 00	Called.
Sept. 24	Dominion of Canada, 3%, perpet.....	25,000 00	24,125 00	24,187 50	Bank of Montreal.
Nov. 25	Dominion of Canada, 3%, perpet.....	75,000 00	72,375 00	72,450 00	Matthews & Co.
Oct. 16	Dominion of Canada, 4¾%, 1946.....	500 00	500 00	560 00	Dom. Securities.
Nov. 1	City of Hamilton, 6%, 1936.....	3,000 00	3,034 80	3,000 00	Matured.
Oct. 14	City of Medicine Hat, 6%, 1941.....	3,000 00	3,000 00	2,610 00	Jas. Richardson.
July 6	City of Toronto, 6%, 1944.....	10,000 00	10,484 83	11,850 00	Matthews & Co.
July 6	City of Toronto, 6%, 1940.....	15,000 00	15,355 33	16,800 00	Matthews & Co.
Oct. 15	Town of Kincardine, 5%, 1936.....	1,000 00	1,000 00	1,000 00	Matured.
Aug. 1	Village of Bath, 5½%, 1936.....	252 57	252 57	252 57	Matured.
Sept. 11	Village of Norwich, 6%, 1936.....	339 05	339 05	339 05	Matured.
Aug. 12	Beauharnois L., H. & P., 5½%, 1973.....	5,000 00	4,970 00	4,975 00	Matthews & Co.
Aug. 12	Beauharnois L., H. & P., 5½%, 1973.....	10,000 00	9,572 00	9,950 00	Matthews & Co.
Aug. 4	Beauharnois L., H. & P., 5½%, 1973.....	10,000 00	10,073 00	9,900 00	Matthews & Co.
Sept. 15	Canada Cement Co., 5½%, 1947.....	10,000 00	10,447 00	10,760 00	Exchanged.
Sept. 18	Dom. Tar & Chemical, 6%, 1949.....	5,000 00	5,043 75	5,350 00	Matthews & Co.
Nov. 4	Rolland Paper Co., 5½%, 1948.....	1,000 00	1,047 50	1,050 00	Matthews & Co.
Nov. 4	Rolland Paper Co., 5½%, 1948.....	500 00	520 65	525 00	Matthews & Co.
Nov. 4	Rolland Paper Co., 5½%, 1948.....	1,000 00	1,050 00	1,050 00	Matthews & Co.
Nov. 4	Rolland Paper Co., 5½%, 1948.....	3,500 00	3,644 55	3,675 00	Matthews & Co.
Nov. 4	Rolland Paper Co., 5½%, 1948.....	2,000 00	2,120 00	2,100 00	Matthews & Co.
Oct. 9	Simpsons, Ltd., 6%, 1949.....	5,000 00	5,250 00	5,525 00	Matthews & Co.
Sept. 1	Winnipeg Electric, 6%, 1954.....	5,000 00	5,173 50	5,000 00	Exchange.
Aug. 1	Village of Crystal Beach, 5½%, 1936.....	1,235 65	1,229 71	1,235 65	Matured.

## STATEMENT SHOWING THE MOVEMENT OF SECURITIES—Continued

## II—BONDS AND DEBENTURES SOLD OR MATURED

## THE EMPIRE LIFE INSURANCE COMPANY—Continued

Date Sold or Matured	Description of Security	Par Value	Book Value	Sale Price or Consideration Received	Through Whom Sold
1936					
Sept. 16	East Kildonan, S.D., 5%, 1965	\$21 25	\$21 25	\$21 25	Paid account principal.
Sept. 16	East Kildonan, S.D., 5%, 1936-54	98 79	98 79	98 79	Paid account principal.
Nov. 1	Town of Drumheller, 6%, 1936-49	578 41	578 41	578 41	Matured.
Oct. 8	Dominion of Canada, 3½%, 1961	10,000 00	9,586 00	10,125 00	Saunders, Ashplant & Co.
Oct. 16	Dominion of Canada, 5%, 1943	2,000 00	1,993 28	2,272 50	Dom. Sec. Corp.
Sept. 23	Prov. of Ontario, 3%, 1940	10,000 00	9,067 83	10,300 00	Matthews & Co.
Sept. 23	Prov. of Ontario, 3%, 1940	12,000 00	10,557 60	12,360 00	Matthews & Co.
Sept. 23	Prov. of Ontario, 3%, 1940	29,000 00	24,722 50	29,870 00	Matthews & Co.
Nov. 26	Prov. of Ontario, 6%, 1941	10,000 00	9,915 17	11,112 50	Matthews & Co.
Nov. 26	Prov. of Ontario, 6%, 1941	20,000 00	20,785 63	22,225 00	Matthews & Co.
Nov. 26	Prov. of Ontario, 6%, 1941	8,000 00	8,314 24	8,890 00	Matthews & Co.
Nov. 26	Prov. of Ontario, 6%, 1943	5,000 00	5,309 54	5,743 75	Matthews & Co.
Nov. 26	Prov. of Ontario, 6%, 1943	8,000 00	9,078 43	9,190 00	Matthews & Co.
Nov. 26	Hydro-Elec. of Ontario, 6%, 1940	35,000 00	36,141 25	38,631 25	Matthews & Co.
Nov. 26	Hydro-Elec. of Ontario, 6%, 1941	12,000 00	12,367 46	13,335 00	Matthews & Co.
Nov. 26	Hydro-Elec. of Ontario, 6%, 1941	8,000 00	8,789 89	8,890 00	Matthews & Co.
Nov. 26	Hydro-Elec. of Ontario, 5%, 1943	26,000 00	25,312 38	28,047 50	Matthews & Co.
Nov. 5	Brooks, 6%, 1937-38	228 16	228 16	228 16	Matured principal.
Nov. 1	Haileybury, 5%, 1937	354 02	354 02	354 02	Matured principal.
July 9	Renfrew, 6½%, 1937-38	371 49	371 49	371 49	Matured principal.
Oct. 1	Renfrew, 5%, 1937-41	242 70	242 70	242 70	Matured principal.
Sept. 1	Shelburne, 4%, 1937-39	296 60	296 60	296 60	Matured principal.
Sept. 1	Strathcona, 4½%, 1937-56	207 09	207 09	207 09	Matured principal.
Aug. 10	Strathroy, 6½%, 1937-38	1,039 46	1,039 46	1,039 46	Matured principal.
July 1	Tillsonburg, 5%, 1937-42	346 73	346 73	346 73	Matured principal.
Oct. 1	Timmins, 5½%, 1937-43	2,369 43	2,369 43	2,369 43	Matured principal.
Oct. 14	Winnipeg, 6%, 1941	5,000 00	5,196 40	5,025 00	Jas. Richard. & Son.
Oct. 16	Winnipeg, 6%, 1942	10,000 00	10,394 09	10,000 00	Jas. Richard. & Son.
Oct. 15	Winnipeg, 6%, 1946	10,000 00	10,599 51	10,425 00	Jas. Richard. & Son.
Aug. 15	Beauharnois, 5½%, 1973	15,000 00	14,408 86	15,150 00	Matthews & Co.
Aug. 15	Beauharnois, 5½%, 1973	10,000 00	9,655 21	10,100 00	Matthews & Co.
Aug. 15	Beauharnois, 5½%, 1973	25,000 00	25,371 88	25,250 00	Matthews & Co.
Oct. 31	Cons. Paper Corp., Ltd., 5½%, 1961	7,500 00	7,500 00	5,081 25	Burgess & Co. and Harris & Ramsey.
Oct. 29	General Steel Wares, 6%, 1952	1,000 00	1,004 11	1,040 00	Dom. Sec. Corp.
Sept. 30	Great Lakes Paper Co., 6%, 1950	25,000 00	22,759 38	15,000 00	Reorganization.
Nov. 10	Howard Smith Paper, 5½%, 1953	25,000 00	23,725 06	26,812 50	Reorganization.
Nov. 17	Howard Smith Paper, 5½%, 1953	50,000 00	47,835 50	53,625 00	Reorganization.
Nov. 24	Howard Smith Paper, 4½%, 1951	25,000 00	25,250 00	25,375 00	Reorganization.
Aug. 10	Pacific Coast Term., 6½%, 1948	2,600 00	2,600 00	2,600 00	Reorganization.
Sept. 15	Winnipeg Electric, 6%, 1954	61,000 00	61,710 68	61,000 00	Reorganization.
Dec. 1	Town of Uxbridge, 5%, 1954	912 24	912 24	912 24	Matured.
Dec. 12	Rolland Paper, 5½%, 1948	4,120 00	4,120 00	4,120 00	Recalled.
Dec. 12	Falher Consolidated, 6½%, 1945	340 00	340 00	340 00	Paid on account.
Dec. 30	Town of Dunnville, 5%, 1936	1,621 77	1,621 77	1,621 77	Matured.
Dec. 30	City of Oshawa, 5%, 1936	5,000 00	5,000 00	5,000 00	Matured.
Dec. 1	Collingwood, 5%, 1937-45	279 55	279 55	279 55	Matured.
Dec. 1	Oakville, 5½%, 1937-42	794 76	794 76	794 76	Matured.
Dec. 1	Yorkton, 5%, 1937-41	247 57	247 57	247 57	Matured.
Dec. 2	Lethbridge, 6%, 1937	448 49	448 49	448 49	Matured.
Dec. 15	Tisdale, 6%, 1937-43	1,367 51	1,367 51	1,367 51	Matured.
Dec. 30	Smith's Falls, 5½%, 1937-42	199 82	199 82	199 82	Matured.
Dec. 31	Hanna, 6%, 1937-47	51 17	51 17	51 17	Matured.
Dec. 31	Oshawa, 5%, 1937-52	500 00	500 00	500 00	Matured.
Dec. 31	Tompkins, 7½%, 1937-38	333 33	333 33	333 33	Matured.
Dec. 31	Dominion of Canada, 4½%, 1959	9,000 00	9,121 68	10,147 50	A. E. Ames & Co.
Dec. 31	Dominion of Canada, 4½%, 1959	25,000 00	24,800 84	28,250 00	Wood, Gundy & Co.
Dec. 31	Dominion of Canada, 4½%, 1959	150,000 00	146,889 08	169,500 00	Matthews & Co.
Dec. 31	Burns & Co., 5%, 1958	1,749 00	1,749 00	.....	Written off.
Dec. 31	Pacific Coast Term., 6½%, 1948	23,749 00	23,749 00	.....	Written off.
Dec. 31	Winnipeg Electric, 4-5%, 1965	2,556 27	2,556 27	2,556 27	Profit on exch. of Wpg. Elec. 6%, 1954, applied as reduc. in led. val. of new bonds due 1965.
	Amortization of book values towards par	.....	2,234 87	.....	
	Totals	1,428,825 32	1,418,576 18	1,449,856 20	

## FEDERAL FIRE INSURANCE COMPANY OF CANADA

Date Sold or Matured	Description of Security	Par Value	Book Value	Sale Price or Consideration Received	Through Whom Sold
1936					
June 5	B.A. Oil Co., Ltd., 5%, 1945	\$10,000 00	\$10,002 10	\$10,300 00	Called

## STATEMENT SHOWING THE MOVEMENT OF SECURITIES—Continued

## II—BONDS AND DEBENTURES SOLD OR MATURED

## GORE DISTRICT MUTUAL FIRE INSURANCE COMPANY

Date Sold or Matured	Description of Security	Par Value	Book Value	Sale Price or Consideration Received	Through Whom Sold
1936					
Apr. 22	Prov. of Ontario, 5%, 1948.....	\$25,000 00	\$27,937 50	\$27,875 00	Harris, Ramsay & Co.
Apr. 22	Prov. of Ontario, 5%, 1948.....	25,000 00	27,587 50	27,875 00	Harris, Ramsay & Co.
May 15	City of North Bay, 5%, 1936.....	1,496 84	1,496 84	1,496 84	Matured.
May 12	Town of Ft. Frances, 5½%, 1936....	2,000 00	2,000 00	2,000 00	Matured.
May 1	City of Galt, 5%, 1936.....	1,478 64	1,478 64	1,478 64	Matured.
June 17	City of Ft. William, 5%, 1957.....	30,000 00	29,925 00	30,750 00	Matthews & Co.
Aug. 1	City of Galt, 5½%, 1936.....	1,000 00	1,000 00	1,000 00	Matured.
Sept. 11	Prov. of Saskatchewan, 6%, 1952....	23,500 00	21,502 50	21,473 50	A. E. Ames & Co.
Sept. 15	Prov. of Saskatchewan, 6%, 1952....	26,000 00	24,147 50	23,757 50	A. E. Ames & Co.
Nov. 25	City of Toronto, 6%, 1948.....	23,000 00	23,000 00	28,653 40	Harris, Ramsay & Co.
Nov. 15	Village of Waterdown, 5½%, 1936....	317 81	317 81	317 81	Matured.
Dec. 1	Twp. of East Flamboro, 5%, 1936....	461 16	461 16	461 16	Matured.
	Totals.....	\$159,254 45	\$160,854 45	\$167,138 47	

## HAND-IN-HAND INSURANCE COMPANY

Date Sold or Matured	Description of Security	Par Value	Book Value	Sale Price or Consideration Received	Through Whom Sold
1936					
Aug. 1	Town of Goderich, 5%, 1936.....	\$291 25	\$285 70	\$291 25	Matured.
Oct. 1	Town of Elmira, 6%, 1936.....	911 62	911 62	911 62	Matured.
July 31	St. Paul's Rom. Cath. Sch., 5½%, 1934	108 53	104 06	108 53	Settlement.
	Amortization of book values towards par		10 02		
	Totals.....	\$1,311 40	\$1,311 40	\$1,311 40	

## MERCHANTS FIRE INSURANCE COMPANY

Date Sold or Matured	Description of Security	Par Value	Book Value	Sale Price or Consideration Received	Through Whom Sold
1936					
Apr. 1	Town of Meaford, 6%, 1936.....	\$5,000 00	\$5,000 00	\$5,000 00	Matured.
Apr. 18	Town of Wingham, 6½%, 1936.....	206 89	206 89	206 89	Matured.
June 17	Town of Alexandria, 6%, 1936.....	673 32	673 32	673 32	Matured.
July 1	Village of Acton, 6%, 1936.....	1,000 00	1,000 00	1,000 00	Matured.
July 1	Village of Port Credit, 6%, 1936....	1,148 11	1,148 11	1,148 11	Matured.
Aug. 12	Village of Embro, 6%, 1936.....	517 94	517 94	517 94	Matured.
Nov. 15	Town of Lindsay, 6%, 1936.....	2,000 00	2,008 64	2,000 00	Matured.
	Amortization of book values towards par		8 64		
	Totals.....	\$10,546 26	\$10,546 26	\$10,546 26	

## PERTH MUTUAL FIRE INSURANCE COMPANY

Date Sold or Matured	Description of Security	Par Value	Book Value	Sale Price or Consideration Received	Through Whom Sold
1936					
Jan. 2	Village of Tavistock, 5%, 1936.....	\$924 62	\$924 62	\$924 62	Matured.
Jan. 27	Town of Renfrew, 5%, 1936.....	196 20	196 20	196 20	Matured.
Jan. 27	Town of Renfrew, 5%, 1936.....	131 42	131 42	131 42	Matured.
Mar. 4	Fraser Companies, Ltd., 6%, 1950....	25,000 00	25,000 00	25,062 50	Wood, Gundy & Co.
Mar. 18	C.N.R., guar. by D. of C., 5%, 1969..	83,000 00	93,582 13	96,487 50	Wood, Gundy & Co.
Apr. 1	Lethbridge Prot. Sch., 6%, 1936.....	333 32	333 32	333 32	Matured.
June 1	Town of Preston, 6%, 1936.....	166 53	166 53	166 53	Matured.
June 28	Town of Renfrew, 6%, 1936.....	1,217 00	1,217 00	1,217 00	Matured.
July 3	C.N.R., guar. by D. of C., 3%, 1953..	100,000 00	97,250 00	99,875 00	Wood, Gundy & Co.
Aug. 31	Town of Mitchell, 5%, 1936.....	300 53	300 53	300 53	Matured.
Aug. 11	Hydro-Elec. Power Comm., 6%, 1961.	20,000 00	20,000 00	25,800 00	Cochran, Murray & Co.

## STATEMENT SHOWING THE MOVEMENT OF SECURITIES—Continued

## II—BONDS AND DEBENTURES SOLD OR MATURED

## PERTH MUTUAL FIRE INSURANCE COMPANY—Continued

Date Sold or Matured	Description of Security	Par Value	Book Value	Sale Price or Consideration Received	Through Whom Sold
1936					
Sept. 25	Dominion of Canada, 4½%, 1959....	\$6,000 00	\$5,832 69	\$6,846 00	Wood, Gundy & Co.
Sept. 25	Dominion of Canada, 4½%, 1959....	25,000 00	26,097 19	28,525 00	Wood, Gundy & Co.
Sept. 25	Dominion of Canada, 4½%, 1959....	40,000 00	44,116 77	45,640 00	Wood, Gundy & Co.
Sept. 25	Dominion of Canada, 4½%, 1959....	35,000 00	38,213 61	39,935 00	Wood, Gundy & Co.
Sept. 25	Dominion of Canada, 4½%, 1959....	45,000 00	46,487 40	51,345 00	Wood, Gundy & Co.
Nov. 24	Hydro-Elec. Bond & Share, 5%, 1957.	25,000 00	25,000 00	25,000 00	Wood, Gundy & Co.
July 15	Village of Blyth, 5%, 1936.....	337 80	337 80	337 80	Matured.
Dec. 5	City of Winnipeg, 5½%, 1942.....	25,000 00	25,118 28	25,125 00	Wood, Gundy & Co.
Dec. 31	Town of Listowel, 5½%, 1936.....	1,725 60	1,816 52	1,725 60	Matured.
	Amortization of book values towards par.....		882 74		
	Totals.....	\$434,332 72	\$453,004 75	\$474,974 02	

## PILOT INSURANCE COMPANY

Date Sold or Matured	Description of Security	Par Value	Book Value	Sale Price or Consideration Received	Through Whom Sold
1936					
Mar. 12	Dominion of Canada, 5%, 1936.....	\$25,000 00	\$25,657 50	\$25,600 00	Canadian Bank of Comm.
Mar. 31	Prov. of Nova Scotia, 3%, 1950.....	15,000 00	14,887 50	14,887 50	J. L. Graham & Co.
May 2	Prov. of Ontario, 6%, 1936.....	5,000 00	5,069 00	5,000 00	Matured.
June 4	Prov. of Ontario, 4%, 1944.....	15,000 00	15,874 50	16,537 50	Wood, Gundy & Co.
June 4	Prov. of Ontario, 4%, 1957.....	10,000 00	9,277 00	10,750 00	Wood, Gundy & Co.
June 4	Canadian National Rlys., 4½%, 1951.	10,000 00	10,888 00	11,425 00	Lamont & Co.
July 6	Prov. of New Brunswick, 4½%, 1958.	12,000 00	11,640 00	13,205 00	Can. Bank of Commerce.
Nov. 10	Dominion of Canada, 2½%, 1939.....	25,000 00	24,647 50	25,687 50	Bell, Gouinlock & Co.
July 6	Prov. of Quebec, 4½%, 1961.....	6,000 00	6,160 80	6,735 00	Can. Bank of Commerce.
July 6	Canadian National Rlys., 4½%, 1957.	5,000 00	5,006 25	5,681 25	Can. Bank of Commerce.
Dec. 21	Dominion of Canada, 3½%, 1949.....	20,000 00	19,416 00	21,200 00	Can. Bank of Commerce.
	Amortization of book values towards par.....		1,413 83		
	Totals.....	\$148,000 00	\$149,937 88	\$156,708 75	

## THE STANSTEAD AND SIERBROOKE FIRE INSURANCE COMPANY

Date Sold or Matured	Description of Security	Par Value	Book Value	Sale Price or Consideration Received	Through Whom Sold
1936					
May 18	McCrea-Wilson Lbr. Co., 6%, 1939....	\$7,500 00	\$7,095 00	\$7,650 00	Redeemed.
July 9	Town of Kenora, 6%, 1936.....	2,000 00	2,000 00	2,000 00	Matured.
Oct. 1	Debs. & Secs. Corp., Ltd., 4%, 1936.	2,500 00	2,000 00	2,500 00	Matured.
Oct. 1	McCrea-Wilson Lbr. Co., 6%, 1939....	20,000 00	20,800 00	20,400 00	Redeemed.
	Totals.....	\$32,000 00	\$31,895 00	\$32,550 00	

## TORONTO GENERAL INSURANCE COMPANY

Date Sold or Matured	Description of Security	Par Value	Book Value	Sale Price or Consideration Received	Through Whom Sold
1936					
Oct. 15	Dominion of Canada, 3½%, 1949....	\$30,000 00	\$29,019 98	\$30,975 00	R. A. Daly & Co.
Mar. 26	Dominion of Canada, 3%, 1955.....	20,000 00	19,525 00	19,670 00	D. E. Stewart.
Feb. 7	Prov. of Saskatchewan, 4%, 1954....	2,500 00	2,148 25	2,300 00	Daly & Co.
May 2	Prov. of Ontario, 6%, 1936.....	20,000 00	20,291 05	20,000 00	Matured.
Jan. 22	City of Winnipeg, 4%, 1936.....	15,000 00	15,000 00	15,000 00	Matured.
Feb. 1	Dist. of Richmond, 5%, 1955.....	15,000 00	15,353 85	14,925 00	R. A. Daly & Co.
Feb. 7	City of Vancouver, 5%, 1944.....	12,000 00	11,947 54	11,430 00	R. A. Daly & Co.
Feb. 7	City of Victoria, 5%, 1944.....	1,000 00	974 06	960 00	R. A. Daly & Co.
Mar. 4	City of Hamilton, 4½%, 1936.....	7,000 00	7,028 00	7,000 00	Matured.

## STATEMENT SHOWING THE MOVEMENT OF SECURITIES—Continued

## II—BONDS AND DEBENTURES SOLD OR MATURED

## TORONTO GENERAL INSURANCE COMPANY—Continued

Date Sold or Matured	Description of Security	Par Value	Book Value	Sale Price or Consideration Received	Through Whom Sold
<b>1936</b>					
Jan. 4	R.C. Sch., Town of Cobalt, 5%, 1936-45	\$670 23	\$670 23	\$670 23	Matured.
Apr. 18	R.C. Episcopal Corp. of the Diocese of London, 5%, 1954	10,000 00	9,775 00	10,300 00	Midland Sec.
Apr. 6	Canadian Pacific Rly., 4%, 1949	15,000 00	14,628 75	15,843 75	A. E. Ames.
Apr. 6	Canadian Pacific Rly., 4%, 1949	15,000 00	14,628 75	15,843 75	Wood, Gundy & Co.
Jan. 28	T. Eaton Realty, 5%, 1949	25,000 00	24,297 33	25,165 00	Dominion Sec.
Mar. 2	Capital Trust Corp., 4%, 1936	10,000 00	10,000 00	10,000 00	Matured.
June 1	Canadian Realty Corp., 6%	27,000 00	27,953 10	28,300 00	Redeemed.
July 7	Prov. of Manitoba, 4½%, 1940	31,000 00	31,103 12	30,457 50	R. A. Daly.
July 8	Duke-Price Co., Ltd., 6%, 1966	25,000 00	24,216 32	26,125 00	Called.
Sept. 23	Simpsons, Ltd., 6%, 1949	10,000 00	10,000 00	10,850 00	Wood, Gundy & Co.
Dec. 21	Hydro-Elec. Pwr., 3½-4-5%, 1952	50,000 00	49,727 75	50,312 50	R. A. Daly & Co. and Gairdner & Co.
	Amortization of book values towards par		968 74		
	Totals	\$341,170 23	\$339,256 82	\$346,127 73	

## WATERLOO MUTUAL FIRE INSURANCE COMPANY

Date Sold or Matured	Description of Security	Par Value	Book Value	Sale Price or Consideration Received	Through Whom Sold
<b>1936</b>					
Apr. 18	Prov. of Ontario, 3%, 1940	\$63,000 00	\$63,561 96	\$64,039 50	Seagram, Harris & Bricker.
Mar. 26	Bridgeburg, 5½%, 1943	15,000 00	15,230 55	7,500 00	Seagram, Harris & Bricker.
Mar. 2	Town of Eastview, 5½%, 1944	10,940 46	11,094 17		Seagram, Harris & Bricker.
Mar. 24	Fort Erie, 5½%, 1944	10,722 73	10,722 73	5,361 37	Seagram, Harris & Bricker.
Mar. 24	Fort Erie, 5½%, 1954	5,648 48	5,648 48	2,824 24	Seagram, Harris & Bricker.
Jan. 9	City of Oshawa, 5%, 1953	5,008 28	5,008 28	4,457 37	Seagram, Harris & Bricker.
Mar. 2	Town of Eastview, 5½%, 1943	10,000 00	10,291 15	10,574 93	Seagram, Harris & Bricker.
May 27	Elsas School Dist. 1095, 7½%, 1934	2,299 91	2,299 91	1,000 00	McCallum & Co.
May 31	Francis School Dist., 5½%, 1938	2,000 00	1,972 88	1,680 00	McCallum & Co.
Mar. 31	Sintaluta School Dist., 6%, 1937	760 00	765 36	418 00	McCallum & Co.
Mar. 10	Taber School Dist., 4%, 1970	8,939 50	8,939 50	6,257 65	Seagram, Harris & Bricker.
Feb. 17	Abitibi Power & P. Co., 5%, 1953	10,000 00	8,532 63	4,800 00	Seagram, Harris & Bricker.
Feb. 7	Alberta Pacific Grain Co., 6%, 1946	10,000 00	9,295 16	10,000 00	Royal Securities.
Jan. 16	British American Oil Co., 5%, 1945	8,500 00	8,812 04	9,031 25	Royal Securities.
Jan. 16	Canada Steamship Lines, 6%, 1941	10,000 00	10,199 89	5,100 00	Seagram, Harris & Bricker
Jan. 30	Canadian Pacific Rly., 4%, 1949	10,000 00	9,534 84	10,000 00	Wood, Gundy & Co.
Feb. 21	Dom. Tar & Chemical, 6%, 1949	10,000 00	10,000 00	10,000 00	McTaggart, Hannaford.
Apr. 25	Famous Players Can. Corp., 6%, 1948.	5,000 00	5,104 12	5,312 50	Seagram, Harris & Bricker.
May 8	Georgia Power Co., 5%, 1967	10,000 00	9,922 08	9,862 50	Seagram, Harris & Bricker.
Feb. 17	Great Lakes Paper Co., 6%, 1950	5,000 00	5,000 00	2,300 00	Seagram, Harris & Bricker.
Mar. 13	G. Winnipeg Water Dist., 6%, 1951	25,000 00	25,000 00	27,125 00	Royal Securities.
Feb. 22	Northwestern Power Co., 6%, 1960	25,000 00	24,339 46	14,250 00	McLeod, Young, Weir.
May 8	Ohio Public Service Co., 5%, 1954	10,000 00	10,431 10	10,537 50	Seagram, Harris & Bricker.
Jan. 15	Power Corp. of Can., 4½%, 1959	10,000 00	8,749 54	9,400 00	McTaggart, Hannaford.
Mar. 5	Shawinigan Water & P., 4½%, 1967	10,000 00	10,000 00	10,625 00	Seagram, Harris & Bricker.
Mar. 5	Shawinigan Water & P., 4½%, 1967	15,000 00	15,000 00	15,937 50	Pitfield & Co., Ltd.
May 27	United Gas & Fuel Co., 5½%, 1948	10,000 00	10,000 00	9,950 00	Seagram, Harris & Bricker.
Feb. 10	United Grain Growers, 5%, 1948	10,000 00	9,315 22	10,050 00	McTaggart, Hannaford.
Jan. 3	Western Grain Co., 6%, 1948	7,000 00	5,126 77	5,932 50	McTaggart, Hannaford.
May 1	Westmount Golf & C., 5%, 1950	75 00	75 00	75 00	Maturity.
Jan. 3	Wisconsin Power & L., 5%, 1954	10,000 00	9,865 49	10,175 00	Harris, Ramsay.
July 8	Dominion of Canada, 3½%, 1961	10,000 00	9,586 00	10,140 00	Royal Securities.
July 8	Dominion of Canada, 2½%, 1945	25,000 00	24,540 47	24,843 75	Royal Securities.
Sept. 1	City of Sydney, 5½%, 1954	10,000 00	10,467 48	10,475 00	Bartlett, Cayley.
Oct. 9	Town of Kenora, 5%, 1955-57	18,372 37	18,372 37	18,280 51	Bartlett, Cayley.
Nov. 9	Town of Mimico, 5%, 1951-55	5,166 39	5,166 39	3,874 79	Graham & Co.
Nov. 24	Town of Mimico, 5%, 1952-54	11,346 11	11,346 11	8,963 42	Mills, Spence.
Oct. 1	Village of Chippawa, 5½%, 1936	3,000 00	3,000 00	3,000 00	Maturity.
Sept. 24	Aneroid School Dist., 7%, 1931-36	2,248 86	2,248 86		McCallum & Co.
Sept. 24	Hanley School Dist., 5%, 1931-39	4,800 00	4,800 00	2,450 00	McCallum & Co.
Nov. 1	Moose Jaw School Dist., 5%, 1936	833 33	833 33	833 33	Maturity.
July 3	Beauharnois L. H. & P., 5½%, 1973	25,000 00	24,058 93	24,125 00	Collier, Norris & Henders'n.
Aug. 31	British American Oil Co., 4%, 1945	2,000 00	1,964 64	2,045 00	Redemption.
Sept. 3	Canada Cement Co., 5½%, 1947	5,000 00	5,172 40	5,400 00	Royal Securities.
July 15	Maple Leaf Milling Co., 5½%, 1949	15,000 00	14,312 74	8,250 00	Royal Securities.
Sept. 22	N. American Elev. Co., 6½%, 1950	10,000 00	9,775 84	9,850 00	Royal Securities.
Nov. 25	Saguenay Power Co., 4½%, 1966	47,000 00	47,395 34	49,412 50	Royal Securities.
Sept. 21	Simpsons, Ltd., 6%, 1949	25,000 00	24,888 59	27,187 50	McTaggart & Hannaford.

## STATEMENT SHOWING THE MOVEMENT OF SECURITIES—Continued

## II—BONDS AND DEBENTURES SOLD OR MATURED

## WATERLOO MUTUAL FIRE INSURANCE COMPANY—Continued

Date Sold or Matured	Description of Security	Par Value	Book Value	Sale Price or Consideration Received	Through Whom Sold
1936					
Nov. 1	Westmount Golf Club, 5%, 1936.....	\$75 00	\$75 00	\$75 00	Maturity.
Dec. 15	Township of Waterloo, 5%, 1936.....	490 66	490 66	490 66	Maturity.
Dec. 15	Township of Waterloo, 5%, 1936.....	620 70	620 70	620 70	Maturity.
Dec. 31	Town of Macleod, 4%, 1936.....	90 38	90 38	90 38	Maturity.
Dec. 21	Reliance Grain Co., 6%, 1948.....	10,000 00	10,000 00	10,800 00	Redemption.
Dec. 21	Saguenay Power Co., 4½%, 1966.....	3,000 00	3,025 24	3,152 50	Royal Securities.
Dec. 31	Craik School Dist., 6½%, 1938.....	3,200 00	3,200 00	1,500 00	McCallum & Co.
	Amortization of book values towards par .....		1,068 52		
	Totals.....	\$582,138 16	\$576,338 30	\$520,836 85	

## WELLINGTON FIRE INSURANCE COMPANY

Date Sold or Matured	Description of Security	Par Value	Book Value	Sale Price or Consideration Received	Through Whom Sold
1936					
Jan. 15	Prov. of Alberta, 6%, 1936.....	\$3,000 00	\$3,210 00	\$3,000 00	Matured.
May 14	Dominion of Canada, 4½%, 1944.....	60,000 00	60,050 00	67,620 00	Harris, Ramsay & Co.
June 5	British American Oil Co., 5%, 1945.....	10,000 00	10,002 10	10,300 00	Called.
June 5	Dominion of Canada, 5%, 1936.....	10,000 00	9,925 00	10,275 00	Griffis, Fairclough, Norsw'y.
June 30	Trusts & Guarantee Co., 5%, 1936.....	4,000 00	3,780 00	4,000 00	Matured.
Oct. 27	Prov. of Ontario, 4½%, 1950.....	25,000 00	25,607 50	27,906 25	Trusts & Guarantee.
Nov. 20	Prov. of British Columbia, 4½%, 1953.....	10,000 00	9,496 00	9,400 00	Trusts & Guarantee.
	Totals.....	\$122,000 00	\$122,070 60	\$132,501 25	



## STATEMENT SHOWING THE MOVEMENT OF SECURITIES—Continued

## III—STOCKS PURCHASED

## THE EMPIRE LIFE INSURANCE COMPANY

Date Purchased	Description of Security	Par Value	Price Paid	From Whom Purchased
1936				
Feb. 3	British American Oil.....		21,824 98	Matthews & Co.
Feb. 18	American Tel. & Tel.....	10,000 00	17,311 59	Matthews & Co.
Feb. 18	Allied Chemical.....		3,391 80	Matthews & Co.
Feb. 18	International Petroleum.....		38,470 62	Matthews & Co. and R. H. Chambers.
May 22	American Can Co.....	22,500 00	28,928 13	Matthews & Co.
Jan. 10	Consumers' Gas.....	4,000 00	7,560 00	Moss, Lawson & Co.
Jan. 10	Consumers' Gas.....	500 00	945 62	Moss, Lawson & Co.
Jan. 14	Consumers' Gas.....	500 00	957 50	Moss, Lawson & Co.
Jan. 14	Consumers' Gas.....	1,100 00	2,079 00	A. E. Ames & Co.
Feb. 1	Consumers' Gas.....	1,400 00	2,681 00	A. E. Ames & Co.
Jan. 6	Corn Products Ref. Co.....	2,500 00	6,912 50	Matthews & Co.
Jan. 6	Corn Products Ref. Co.....	550 00	1,523 50	Matthews & Co.
Feb. 4	General Electric Co.....		39,250 00	Matthews & Co.
Jan. 14	Imperial Oil Co.....		20,500 00	Matthews & Co.
Mar. 6	International Harvester.....		28,650 00	Matthews & Co.
Jan. 16	International Petroleum Co.....		34,823 75	Matthews & Co.
Feb. 4	Loblaw Groceteria "A".....		19,470 62	Matthews & Co.
May 29	Loblaw Groceteria "A".....		4,037 50	Matthews & Co.
Feb. 24	North American Co.....		26,250 00	Matthews & Co.
Feb. 4	Provincial Paper Co., Ltd.....		5,125 00	Dominion Securities Corp.
June 1	Loblaw Groceteria "A".....		12,137 50	Matthews & Co.
June 2	Bell Telephone Co.....	10,000 00	14,600 00	Matthews & Co.
June 5	Loblaw Groceteria "A".....		4,100 00	Matthews & Co.
June 5	Bell Telephone Co.....	2,500 00	3,687 50	W. G. Mitchell & Co.
June 5	Bell Telephone Co.....	2,500 00	3,687 50	Green Shields & Co.
June 6	Bell Telephone Co.....	2,500 00	3,687 50	A. E. Ames & Co.
June 6	Bell Telephone Co.....	2,500 00	3,687 50	Hanson Bros., Inc.
June 18	North American Co.....		30,132 23	Matthews & Co.
June 19	Imperial Bank.....	17,500 00	37,012 50	Matthews & Co.
June 25	Bell Telephone Co.....	5,700 00	8,436 00	Matthews & Co.
June 25	Bell Telephone Co.....	1,100 00	1,625 25	Matthews & Co.
June 27	Bell Telephone Co.....	2,000 00	2,960 00	Matthews & Co.
June 27	Bell Telephone Co.....	200 00	296 00	Matthews & Co.
June 29	Bell Telephone Co.....	3,000 00	4,455 00	Matthews & Co.
July 9	American Tobacco "B".....	7,500 00	30,197 29	Moss, Lawson & Co.
Aug. 28	Bank of Montreal.....	2,500 00	5,000 00	A. E. Ames & Co.
July 2	Bell Telephone of Canada.....	8,000 00	11,881 00	Matthews & Co.
Nov. 17	Bell Telephone of Canada.....	10,000 00	15,382 50	Matthews & Co.
Aug. 14	British American Oil Co.....		600 00	Stewart, McNair & Co.
Aug. 14	British American Oil Co.....		720 00	Moss, Lawson & Co.
Aug. 14	British American Oil Co.....		1,200 00	C. H. Burgess & Co.
Aug. 14	British American Oil Co.....		21,390 00	Matthews & Co.
Nov. 25	Canadian Bank of Commerce.....	15,000 00	25,755 00	Matthews & Co.
Nov. 26	Canadian Bank of Commerce.....	1,500 00	2,565 00	Stratton, Hopkins, Hutson.
Nov. 26	Canadian Bank of Commerce.....	1,000 00	1,706 00	Mackellar & Co.
Nov. 26	Canadian Bank of Commerce.....	2,500 00	4,300 00	A. E. Ames & Co.
Nov. 27	Dominion Bridge.....		24,282 50	Matthews & Co.
Nov. 17	Dominion Bridge.....		1,287 50	Cochran, Murray, Hay.
Aug. 11	Eastman Kodak Co.....		36,725 00	Matthews & Co.
Aug. 10	General Electric Co.....		44,125 00	J. S. Bache & Co.
Aug. 28	General Electric Co.....		46,650 00	Matthews & Co.
Sept. 10	General Electric Co.....		47,375 00	Matthews & Co.
Aug. 29	Imperial Bank of Canada.....	500 00	1,015 00	A. E. Ames & Co.
Oct. 3	Imperial Bank of Canada.....	2,000 00	4,120 00	A. E. Ames & Co.
July 10	Imperial Oil Co., Ltd.....		20,996 25	Matthews & Co.
Aug. 29	Imperial Tobacco.....	5,000 00	14,000 00	Matthews & Co.
Sept. 16	Loblaws Groceteria Co., Ltd.....		20,000 00	Matthews & Co.
Nov. 1	Maple Leaf Milling.....		40 00	In lieu of June, 1936, interest.
Sept. 3	Moore Corp.....	5,000 00	12,000 00	Matthews & Co.
Aug. 11	North American Co.....		34,000 00	Matthews & Co.
Aug. 29	Page-Hersey Tubes.....		8,830 00	Matthews & Co.
Sept. 5	Page-Hersey Tubes.....		8,950 00	Matthews & Co.
Oct. 8	Page-Hersey Tubes.....		3,860 00	Moss, Lawson & Co.
Oct. 7	Page-Hersey Tubes.....		24,775 00	Matthews & Co.
Aug. 25	Provincial Paper Co., Ltd.....	2,600 00	2,725 25	Dominion Securities Corp.
Sept. 11	Provincial Paper Co., Ltd.....	2,400 00	2,556 00	Dominion Securities Corp.
Aug. 29	Steel of Canada.....		6,930 00	Matthews & Co.
Sept. 5	Steel of Canada.....		6,900 00	Matthews & Co.
Oct. 20	Steel of Canada.....		21,050 00	Matthews & Co.
Nov. 20	Steel of Canada.....		25,452 50	Matthews & Co.
Oct. 31	Winnipeg Electric Co.....		112 50	Received under reorganization.
Oct. 31	Winnipeg Electric Co.....	10,000 00	2,000 00	Received under reorganization.
Sept. 30	Winnipeg Electric Co.....		1,188 00	Received under reorganization.
Sept. 30	Winnipeg Electric Co.....	4,620 00	970 20	Received under reorganization.
July 22	Eastman Kodak.....		52,200 00	J. S. Bache & Co.
Sept. 17	Donnacona Paper.....		6,000 00	Reorganization.
Sept. 17	Great Lakes Paper Co.....		1,968 75	Reorganization.
Sept. 17	Great Lakes Paper Co.....		450 00	Reorganization.
Sept. 17	Pacific Coast Terminals.....	4,500 00	1,350 00	Reorganization.
Nov. 1	Burns & Co.....		1,749 00	250 shs. carried on books at \$1.00, changed to M.V. \$7.00 less \$1.
Nov. 1	Donnacona Paper.....		10,174 00	925 shs. carried on books at \$1.00, changed to M.V. \$11.00 less \$1.
Dec. 14	Bell Telephone.....	20,000 00	32,000 00	Matthews & Co.
	Total.....		\$1,009,702 84	

## STATEMENT SHOWING THE MOVEMENT OF SECURITIES—Continued

## III—STOCKS PURCHASED

## FEDERAL FIRE INSURANCE COMPANY OF CANADA

Date Purchased	Description of Security	Par Value	Price Paid	From Whom Purchased
1936				
Oct. 14	Consolidated Bakeries.....		\$5,985 00	Mara & McCarthy.
Oct. 14	Imperial Tobacco.....	\$5 00	7,044 37	Mara & McCarthy.
Oct. 14	Bank of Canada.....	50 00	2,915 00	Mara & McCarthy.
	Total.....		\$15,944 37	

## TORONTO GENERAL INSURANCE COMPANY

Date Purchased	Description of Security	Par Value	Price Paid	From Whom Purchased
1936				
Mar. 31	International Petroleum Co., Ltd.....		\$3,645 00	D. E. Stewart & Co.
Apr. 2	International Petroleum Co., Ltd.....		3,670 00	D. E. Stewart & Co.
June 20	Ottawa Light, Heat & Power Co., Ltd....	\$10,000 00	\$9,450 00	H. D. Bellinger & Co.
July 24	Provincial Paper, Ltd.....	10,000 00	10,405 00	D. E. Stewart & Co.
July 24	Moore Corporation.....	5,000 00	8,768 75	D. E. Stewart & Co.
July 24	Beatty Brothers.....	2,000 00	2,101 00	D. E. Stewart & Co.
Aug. 5	International Petroleum Co., Ltd.....		6,777 50	D. E. Stewart & Co.
	Total.....		\$44,817 25	

## WATERLOO MUTUAL FIRE INSURANCE COMPANY

Date Purchased	Description of Security	Par Value	Price Paid	From Whom Purchased
1936				
Jan. 17	Borden Co.....	\$1,500 00	\$2,687 50	Seagram, Harris & Bricker.
Jan. 17	Southern California Edison.....	2,500 00	2,800 00	Seagram, Harris & Bricker.
Jan. 17	Texas Corporation.....	2,500 00	3,350 00	Seagram, Harris & Bricker.
Jan. 23	Royal Bank of Canada.....	5,800 00	9,744 00	Seagram, Harris & Bricker.
Mar. 21	George Weston, Ltd.....	7,500 00	7,500 00	Seagram, Harris & Bricker.
Mar. 16	American Tobacco "B".....	2,500 00	9,050 00	Seagram, Harris & Bricker.
Mar. 16	United Gas Improvement.....		3,375 00	Seagram, Harris & Bricker.
Mar. 17	F. W. Woolworth Co.....	1,000 00	5,025 00	Seagram, Harris & Bricker.
Apr. 17	Royal Bank of Canada.....	4,200 00	7,056 00	Seagram, Harris & Bricker.
June 1	Maple Leaf Milling Co.....			In lieu of interest 50 shares.
Oct. 6	G. Tamblin, Ltd.....	7,500 00	7,800 00	Cochran, Murray & Co.
	Total.....		\$58,387 50	

## WELLINGTON FIRE INSURANCE COMPANY

Date Purchased	Description of Security	Par Value	Price Paid	From Whom Purchased
1936				
Oct. 13	Dominion Bridge.....		\$4,925 00	McLeod, Young & Scott.
Oct. 13	Bank of Canada.....	\$50 00	2,921 24	McLeod, Young & Scott.
Dec. 23	The Chase National Bank.....		9,105 69	Dominion Bank.
Dec. 23	National City Bank of New York.....		7,704 81	Dominion Bank.
	Total.....		\$24,656 74	

## STATEMENT SHOWING THE MOVEMENT OF SECURITIES—Continued

## IV—STOCKS SOLD

## THE EMPIRE LIFE INSURANCE COMPANY

Date Sold	Description of Security	Par Value	Book Value	Sale Price or Consideration Received	To Whom Sold
<b>1936</b>					
Jan. 11	British American Oil		\$16,221 87	\$21,427 50	Matthews & Co.
Feb. 20	Canadian Pacific Rly.		39,881 25	15,237 50	Matthews & Co.
Feb. 7	Radio Corp. of America		618 75	1,831 25	Matthews & Co.
Aug. 20	Allied Chemical & Dye		14,305 00	23,500 00	J. S. Bache & Co., N.Y.
Aug. 26	Allied Chemical & Dye		14,305 00	22,500 00	Matthews & Co.
Nov. 19	The Borden Co.	\$45 00	188 07	84 37	Stratton, Hopkins, Hutson.
Nov. 10	P. N. Burt & Co.	4,375 00	7,113 75	7,526 87	Matthews & Co.
Aug. 20	Corn Products Refining Co.	5,000 00	13,830 62	13,050 00	Matthews & Co.
Aug. 24	Corn Products Refining Co.	2,500 00	6,915 00	6,500 00	Laidlaw & Co.
Aug. 26	Corn Products Refining Co.	2,500 00	6,915 00	6,462 50	Matthews & Co.
Nov. 10	Corn Products Refining Co.	2,500 00	6,915 00	7,212 50	Matthews & Co.
Aug. 11	General Electric Co.		88,700 00	95,300 00	Matthews & Co.
Nov. 6, 13	General Electric Co.		88,700 00	103,062 50	Matthews & Co.
Nov. 4	Imperial Oil Co., Ltd.		20,748 13	22,334 36	Matthews & Co.
Aug. 21	International Harvester Co.		7,256 87	7,812 50	Jenks & Gwynore.
Aug. 21	International Harvester Co.		7,256 87	7,812 50	Ernst & Co.
Aug. 20	International Harvester Co.		14,513 77	15,900 00	Matthews & Co.
Aug. 20	International Harvester Co.		7,256 87	7,800 00	E. A. Pierce & Co.
Nov. 10	Maple Leaf Milling		40 00	42 00	Stratton, Hopkins, Hutson.
Nov. 10	National Dairy Products		7,698 30	5,175 63	Matthews & Co.
Aug. 31	New York Central Railroad		29,824 00	8,000 00	Laidlaw & Co.
Aug. 26	New York Central Railroad		48,166 00	12,892 13	Matthews & Co.
Nov. 20	New York Central Railroad		74,560 00	21,875 00	Matthews & Co.
Nov. 10	Public Service Corp., N.J.		4,450 00	2,318 75	Matthews & Co.
Nov. 25	Standard Oil of New Jersey	12,500 00	33,675 00	32,625 00	Matthews & Co.
Aug. 11	U.S. Steel	40,000 00	61,200 00	27,350 00	Matthews & Co.
Nov. 25	U.S. Steel	50,000 00	74,500 00	36,187 50	Matthews & Co.
Oct. 31	Winnipeg Electric		10,605 00	2,112 50	Exchgd. in reorganization
Oct. 31	Winnipeg Electric		2,000 00	1,950 00	Greenshields & Co.
Nov. 10	Winnipeg Electric	10,000 00	860 00	1,290 00	Matthews & Co.
Oct. 31	Winnipeg Electric		320 00	500 00	Matthews & Co.
Nov. 6	Winnipeg Electric		8 00	12 00	Greenshields & Co.
Nov. 17	Winnipeg Electric	4,620 00	970 20	1,848 00	Bartlett, Cayley & Co.
Sept. 18	Consolidated Paper Corp., Ltd.		26,508 67	5,003 12	Greenshields & Co.
Nov. 4	British American Oil Co., Ltd.		21,824 98	22,708 72	Matthews & Co.
Nov. 10	Burns & Co.		1,750 00	1,750 00	Matthews & Co.
Nov. 10	Middle West Utilities		10,150 00	465 63	Matthews & Co.
Dec. 3	Standard Oil of New Jersey	12,500 00	33,675 00	32,625 00	Matthews & Co.
Dec. 16	Great Lakes Paper		1,750 00	5,257 50	Matthews & Co.
Dec. 16	Great Lakes Paper		218 75	675 00	J. S. Forgie & Co.
	Written off book values		17,523 00		
	Totals		\$824,031 22	\$608,067 83	

## FEDERAL FIRE INSURANCE COMPANY OF CANADA

Date Sold	Description of Security	Par Value	Book Value	Sale Price or Consideration Received	To Whom Sold
<b>1936</b>					
Dec. 31	Mission Corporation of Nevada		\$16 00	\$419 84	Mara & McCarthy.

## TORONTO GENERAL INSURANCE COMPANY

Date Sold	Description of Security	Par Value	Book Value	Sale Price or Consideration Received	To Whom Sold
<b>1936</b>					
June 20	Ottawa Light, Heat & Power Co.	\$10,000 00	\$10,400 00	\$10,650 00	H. D. Bellinger & Co.

## WATERLOO MUTUAL FIRE INSURANCE COMPANY

Date Sold	Description of Security	Par Value	Book Value	Sale Price or Consideration Received	To Whom Sold
1936					
June 25	Borden Co.....	\$1,500 00	\$2,687 50	\$3,000 00	Seagram, Harris & Bricker.
Jan. 30	Burns & Co.....		1 00	1,134 37	Seagram, Harris & Bricker.
Feb. 5	Canadian Cannery.....	9,000 00	7,497 00	8,370 00	Seagram, Harris & Bricker.
Mar. 3	Texas Corporation.....	2,500 00	3,350 00	3,850 00	Seagram, Harris & Bricker.
July 3	American Tobacco Co. "B".....	2,500 00	9,050 00	10,000 00	Seagram, Harris & Bricker.
Nov. 10	Royal Bank of Canada.....	10,000 00	16,800 00	19,000 00	Cochran, Murray & Hay.
July 10	Southern California Edison.....	2,500 00	2,800 00	3,000 00	Seagram, Harris & Bricker.
Aug. 21	George Weston, Ltd.....	7,500 00	7,500 00	7,725 00	W. C. Harris & Co.
Oct. 10	F. W. Woolworth Co.....	1,000 00	5,025 00	5,800 00	Thomson & McKinnon.
Nov. 7	Beauharnois Light, H. & P. Co.....		1 00	221 12	W. C. Harris & Co.
Sept. 29	Maple Leaf Milling Co.....		1 00	950 00	Cochran, Murray & Hay.
	Totals.....		\$54,712 50	\$63,050 49	

## WELLINGTON FIRE INSURANCE COMPANY

Date Sold	Description of Security	Par Value	Book Value	Sale Price or Consideration Received	To Whom Sold
1936					
Dec. 31	Mission Corporation of Nevada.....		\$10 00	\$262 40	Mara & McCarthy.

IV  
STATISTICAL TABLES

TABLE I.—SUMMARY OF RESOURCES OF ONTARIO INCORPORATED PURELY MUTUAL FIRE INSURANCE CORPORATIONS, FOR YEARS 1904 TO 1936, INCLUSIVE

TABLE I (a)

Year	Number of companies	Total assets		Total net premium note residue		Total liabilities (not including unearned premium liability)		Total net resources [(1)+(2)-(3)]		Total net amount at risk		Percentage of (4) to (5)
		(1)	(2)	(3)	(4)	(5)						
1904	72	\$ 478,974	c. 70	\$ 5,428,499	c. 31	\$ 30,841	c. 27	\$ 5,876,632	c. 74	\$ 169,847,278	c. 00	3.460
1905	70	515,701	78	5,730,400	77	17,654	85	6,228,447	77	179,925,052	00	3.462
1906	69	534,791	16	6,012,173	29	15,885	45	6,531,079	00	190,139,952	00	3.435
1907	69	593,373	54	6,366,625	93	21,507	51	6,938,491	96	201,055,392	00	3.451
1908	69	619,974	73	6,623,552	43	38,331	27	7,205,195	89	210,097,305	00	3.429
1909	68	708,807	30	6,969,488	51	26,043	62	7,652,252	19	200,054,980	00	3.477
1910	69	718,331	37	7,306,805	48	17,767	24	8,007,369	61	231,991,755	00	3.452
1911	69	722,541	26	7,660,897	34	23,620	86	8,359,817	74	244,064,150	00	3.425
1912	69	797,853	10	7,916,593	35	20,344	37	8,694,102	08	255,573,924	64	3.402
1913	69	821,370	49	8,195,157	64	27,219	55	8,989,308	58	266,766,720	77	3.370
1914	70	913,622	99	8,504,623	93	37,274	82	9,380,972	10	276,865,089	54	3.388
1915	70	985,722	62	8,799,787	57	31,426	88	9,754,083	31	288,861,052	43	3.377
1916	70	1,011,981	69	9,199,124	58	48,152	38	10,162,953	89	302,138,372	22	3.364
1917	70	1,045,645	43	9,610,009	21	42,501	96	10,613,152	68	318,485,423	61	3.332
1918	71	1,078,899	96	10,307,516	58	58,519	04	11,327,897	50	341,798,832	10	3.314
1919	71	1,205,318	17	11,211,527	43	21,689	31	12,395,156	29	369,951,356	10	3.350
1920	72	1,435,113	18	12,490,584	59	22,832	97	13,902,864	80	409,858,341	60	3.392
1921	72	1,422,618	15	13,220,108	49	50,760	36	14,591,966	28	435,225,899	50	3.352
1922	73	1,293,125	26	13,839,241	88	78,712	65	15,053,654	49	456,407,519	54	3.298
1923	71	1,241,522	58	14,409,974	50	130,239	30	15,521,257	78	477,873,681	28	3.248

TABLE I (b)

Year	Number of companies	Total assets		Total net premium note residue		Total liabilities (including unearned premium liability)		Total net resources [(1)+(2)-(3)]		Total net amount at risk		Percentage of (4) to (5)
		(1)	(2)	(3)	(4)	(5)						
1924	71	\$ 1,267,311	c. 72	\$ 14,971,606	c. 40	\$ 475,990	c. 96	\$ 15,762,927	c. 16	\$ 499,206,379	c. 76	3.158
1925	71	1,502,849	38	14,779,956	18	512,727	95	15,770,077	61	523,055,132	00	3.015
1926	71	2,079,731	74	14,698,117	02	582,475	22	16,195,373	54	547,940,886	65	2.955
1927	71	2,370,112	45	14,716,178	79	641,441	70	16,454,327	98	574,876,643	36	2.862
1928	71	2,632,059	92	15,069,017	06	659,532	18	17,041,544	80	599,257,271	05	2.844
1929	71	2,633,619	22	15,314,130	77	762,951	78	17,184,798	21	618,768,649	15	2.777
1930	71	2,488,527	64	15,693,998	17	890,213	39	17,292,312	42	640,749,385	14	2.699
1931	69	2,363,643	70	15,277,948	57	1,728,213	26	15,913,379	01	633,569,360	41	2.512
1932	68	2,120,817	94	13,734,582	83	1,464,259	36	14,391,141	41	575,471,505	90	2.501
1933	68	2,070,257	66	12,995,784	83	1,353,519	07	13,712,523	42	545,522,076	08	2.514
1934	68	2,258,500	28	12,878,331	75	1,130,493	25	14,006,338	78	528,164,772	26	2.652
1935	68	2,542,819	95	12,944,305	11	1,077,158	01	14,409,966	95	528,058,162	79	2.729
1936	67	3,007,257	15	13,147,839	98	1,080,808	07	15,074,289	06	534,697,818	00	2.819

NOTE:—Beginning 1924, companies were required to set up in their Annual Statements liability for unearned portions of Cash Payments paid three years in advance; beginning 1931, they were further required to set up liability for unearned portions of annual instalments of Cash Payments. Total liabilities reported increased accordingly.

TABLE II.—SUMMARY OF NET RECEIPTS AND EXPENDITURES OF ONTARIO INCORPORATED PURELY MUTUAL FIRE INSURANCE CORPORATIONS, FOR YEARS 1901 TO 1936, INCLUSIVE

Year	Cash collected from members (including assessments) (1)		Returned premiums, rebates, reinsurance, etc. (2)		Net cash collected (3)		Net losses paid (4)		Cost of management (5)		Percentages	
	\$	c.	\$	c.	\$	c.	\$	c.	\$	c.	of (4) to (3)	of (5) to (3)
1901	322,704	27	8,327	19	314,377	08	188,824	02	69,547	83	60.1	22.1
1902	335,325	60	7,627	93	327,697	67	202,472	04	71,022	23	61.8	21.7
1903	369,781	43	8,320	85	361,460	58	255,227	06	74,380	42	70.6	20.6
1904	392,045	25	8,920	38	383,124	87	279,325	92	78,315	96	72.9	20.4
1905	389,040	94	9,840	97	379,199	97	270,772	86	79,574	83	71.4	21.0
1906	452,584	29	11,975	69	440,608	60	359,980	45	85,601	85	81.7	19.4
1907	442,300	65	12,876	78	429,423	87	303,589	53	86,070	51	70.7	20.0
1908	476,861	45	13,880	72	462,980	73	373,068	39	91,123	04	80.6	19.7
1909	482,424	27	14,576	98	467,847	29	297,227	63	95,764	15	63.5	20.5
1910	509,707	13	15,378	52	494,328	61	408,241	65	101,345	51	82.6	20.5
1911	558,815	83	17,752	35	541,063	48	468,013	40	107,189	31	86.5	19.8
1912	587,336	78	16,870	49	570,466	29	408,215	23	113,039	67	71.6	19.8
1913	640,241	34	18,349	59	621,891	75	514,314	23	121,124	31	82.7	19.5
1914	623,814	36	19,720	47	604,093	89	434,191	36	115,922	54	71.9	19.2
1915	635,763	48	19,957	00	615,806	48	445,143	23	124,821	93	72.3	20.3
1916	673,028	69	23,622	53	649,406	16	534,732	89	132,656	25	82.3	20.4
1917	728,219	77	24,849	69	703,370	08	575,894	83	142,989	74	81.9	20.3
1918	790,796	02	30,339	91	760,456	11	628,764	35	149,382	66	82.7	19.6
1919	889,514	75	36,259	97	853,254	78	595,902	43	164,506	59	69.8	19.3
1920	1,016,650	73	54,692	69	961,958	04	605,162	84	183,305	87	62.9	19.1
1921	1,037,645	17	54,417	07	983,228	10	911,706	56	191,863	84	92.7	19.5
1922	1,050,740	45	55,064	66	995,675	79	1,020,528	07	203,004	05	102.5	20.4
1923	1,277,179	12	69,867	85	1,207,311	27	1,143,368	83	225,243	71	94.7	18.7
1924	1,398,243	06	75,378	65	1,322,864	41	1,059,984	93	230,975	70	80.1	17.5
1925	1,640,280	36	107,738	88	1,532,541	48	1,074,456	22	268,446	68	70.1	17.5
1926	1,802,779	84	164,258	61	1,638,521	23	818,128	24	272,996	53	49.9	16.7
1927	1,841,326	44	175,623	18	1,665,703	26	1,202,316	65	279,703	06	72.2	16.8
1928	1,904,142	30	243,777	72	1,660,364	58	1,209,342	60	313,042	99	72.8	18.8
1929	1,975,108	91	228,551	50	1,746,557	41	1,669,570	59	315,609	87	95.6	18.1
1930	2,090,619	56	217,363	91	1,873,255	65	1,836,030	24	324,365	09	98.0	17.3
1931	2,269,179	85	209,787	82	2,059,392	03	2,233,922	62	348,692	14	108.5	16.9
1932	2,163,399	99	162,964	97	2,000,435	02	1,805,753	28	318,974	33	90.3	15.9
1933	1,883,441	65	170,300	85	1,713,140	80	1,506,306	54	311,157	29	87.9	18.2
1934	1,840,492	13	166,784	32	1,673,707	81	1,098,108	00	305,138	85	65.6	17.9
1935	1,775,886	66	154,031	53	1,621,855	13	1,009,571	61	292,554	18	62.2	18.0
1936	1,793,486	53	149,810	75	1,643,675	78	917,834	11	296,615	82	55.8	18.0
Totals	39,060,909	05	2,779,862	97	36,281,046	08	28,665,993	43	6,686,069	33	79.0	18.4
									Interest received, 1901-36	1,839,472	32	
									Management cost, less interest	4,846,597	01	13.4

TABLE III.—SUMMARY OF COST OF INSURANCE PER ANNUM OF ONTARIO INCORPORATED PURELY MUTUAL FIRE INSURANCE CORPORATIONS, FOR YEARS 1901 TO 1936, INCLUSIVE

Year	Number of companies	Average of total net amounts at risk at beginning and end of year (1)		Total amount of cost of management (2)		Percentage of (2) to (1)	Total amount of net incurred losses (3)		Percentage of (3) to (1)	Cost of \$100 of insurance during year
		\$	c.	\$	c.		\$	c.		
1901	75	138,076,465	00	69,547	83	.0504	194,621	13	.1410	cents 19.14
1902	74	146,980,151	50	71,022	23	.0483	198,617	24	.1351	18.34
1903	73	155,683,539	50	74,380	42	.0478	246,641	77	.1584	20.62
1904	72	165,166,305	50	78,315	96	.0474	287,738	24	.1742	22.16
1905	70	174,886,165	00	79,574	83	.0455	270,158	13	.1545	19.00
1906	69	185,032,502	00	85,601	85	.0463	353,816	91	.1912	23.75
1907	69	195,597,672	00	86,070	51	.0440	310,671	58	.1588	20.28
1908	69	205,576,398	50	91,123	04	.0443	389,294	74	.1894	23.37
1909	68	215,076,142	50	95,764	15	.0445	288,207	74	.1340	17.85
1910	69	226,023,367	50	101,345	51	.0448	402,612	25	.1781	22.29
1911	69	238,027,952	50	107,179	31	.0450	466,618	35	.1960	24.10
1912	69	249,819,037	00	112,707	67	.0451	400,800	32	.1604	20.55
1913	69	261,170,322	00	121,415	61	.0465	523,238	37	.2003	24.68
1914	70	271,815,904	50	115,922	54	.0426	436,690	57	.1607	20.33
1915	70	282,863,070	50	124,383	07	.0440	445,316	73	.1574	20.14
1916	70	295,499,712	00	132,656	25	.0449	544,299	84	.1842	22.91
1917	70	310,311,897	50	142,989	74	.0461	569,486	52	.1835	22.96
1918	71	330,142,127	50	149,382	66	.0452	633,436	28	.1919	23.71
1919	71	355,875,094	00	164,467	12	.0462	575,305	19	.1617	20.79
1920	72	389,904,848	50	183,164	87	.0470	617,694	38	.1584	20.54
1921	72	422,542,120	00	191,863	84	.0454	924,855	29	.2189	26.43
1922	73	445,816,709	00	203,004	05	.0455	1,034,465	24	.2320	27.75
1923	71	467,190,600	00	225,243	71	.0472	1,151,282	86	.2464	29.36
1924	71	488,540,030	00	230,975	70	.0473	1,096,035	61	.2243	27.16
1925	71	511,130,755	50	261,446	68	.0511	1,020,812	78	.1997	25.08
1926	71	535,498,009	00	272,996	55	.0510	829,620	02	.1549	20.59
1927	71	561,408,764	50	280,380	07	.0499	1,206,519	33	.2149	26.48
1928	71	587,066,957	00	313,042	99	.0533	1,205,450	58	.2053	25.86
1929	71	609,012,960	00	315,609	87	.0518	1,686,656	95	.2769	32.87
1930	71	629,759,017	00	324,365	08	.0515	1,884,650	49	.2994	35.19
1931	69	637,159,372	50	341,092	14	.0535	2,558,545	10	.4016	45.51
1932	68	604,520,432	50	318,974	33	.0528	1,761,541	95	.2914	34.42
1933	68	560,496,790	50	311,157	29	.0555	1,475,427	12	.2632	31.87
1934	68	536,843,424	00	305,138	85	.0568	1,022,874	79	.1905	24.73
1935	68	528,111,467	00	292,554	18	.0554	972,707	67	.1842	23.96
1936	67	531,377,990	00	296,615	82	.0558	927,560	35	.1746	23.04



TABLE IV.—COMPARATIVE SUMMARY OF NET AMOUNTS AT RISK, RESOURCES, ETC., RESPECTING BUSINESS OF ONTARIO INCORPORATED INSURERS TRANSACTED ON THE PREMIUM NOTE PLAN, FOR YEAR ENDING 31ST DECEMBER, 1936

Name of Insurer	Net amount at risk		Premium note residue		Total net resources (including premium note residue)		New and renewed business taken during 1936		Premium notes taken during 1936	
	(1)		(2)		(3)		(4)		(5)	
PURELY MUTUAL										
1 Algoma	\$ 3,233,575	c. 00	\$ 63,201	c. 21	\$ 67,896	c. 39	\$ 1,162,850	c. 00	\$ 34,885	c. 50
2 Amherst Island	345,450	00	11,046	00	20,953	07	164,650	00	6,586	00
3 Ayr	8,962,208	00	178,892	78	199,068	32	2,673,835	00	65,673	50
4 Bay of Quinte	11,561,510	00	270,679	72	269,315	95	4,601,433	00	119,243	22
5 Bertie and Willoughby	5,256,392	50	162,129	65	178,389	11	1,909,527	50	69,580	00
6 Blenshard	3,648,395	00	82,947	30	103,984	48	1,492,711	50	37,168	75
7 Blenheim, North	4,165,468	37	82,267	35	104,114	92	1,762,163	25	34,477	32
8 Brant County	6,422,271	25	140,304	20	149,762	20	2,380,669	50	57,202	75
9 Canadian Millers	1,564,800	00	106,859	66	394,414	03	557,350	00	63,208	00
10 Caradoc	4,308,657	00	100,937	88	124,788	28	1,592,405	00	44,373	05
11 Clinton	4,855,848	00	113,192	60	107,189	98	1,711,435	00	50,255	05
12 Culross	3,706,153	00	40,564	93	58,301	73	1,264,620	00	32,538	00
13 Dereham and West Oxford	3,433,328	93	81,694	73	80,371	90	1,765,557	00	37,823	49
14 Dorchester, North and South	6,723,807	00	169,217	08	174,154	30	2,890,726	00	72,894	57
15 Downie	4,570,891	00	112,876	00	138,899	00	1,823,354	50	45,891	00
16 Dufferin	9,829,035	25	226,892	14	246,473	85	3,663,640	00	100,041	15
17 Dumfries, North, and Waterloo, South	7,792,127	25	159,367	35	169,231	03	2,486,182	50	56,700	50
18 Dunwich	5,399,636	00	128,325	27	161,408	55	1,539,926	00	43,350	00
19 Easthope, South	12,194,990	00	439,997	98	523,045	48	4,124,725	00	165,232	00
20 Ekfrid	4,098,052	00	69,337	29	79,806	61	1,494,892	00	44,333	28
21 Elma	4,812,935	00	211,844	54	243,072	30	1,728,405	00	84,479	50
22 Eramosa	1,836,775	00	83,315	40	95,611	35	691,175	00	28,243	25
23 Erie	4,018,163	00	99,283	20	131,158	03	1,299,812	50	36,078	25
24 Farmers' Central	37,319,205	00	926,056	24	988,673	86	14,702,797	00	426,674	00
25 Farmers' Union	17,268,838	00	357,557	12	468,152	06	6,466,547	00	183,230	25
26 Formosa	8,241,688	00	209,457	48	236,865	34	3,257,094	00	85,030	00
27 Germania	7,051,035	16	184,192	01	212,721	32	2,567,611	00	67,795	70
28 Glengarry	7,885,950	00	166,400	00	156,411	63	2,972,600	00	85,905	00
29 Grand River	3,818,684	00	90,757	70	92,330	53	1,292,507	00	37,911	48
30 Grenville Patron	14,127,060	00	313,690	63	318,315	08	5,452,120	00	163,563	60
31 Grey and Bruce	5,614,238	00	152,885	89	163,222	41	2,514,881	00	63,682	00
32 Guelph Township	1,016,312	50	48,549	75	48,549	43	396,305	00	19,515	70
33 Halton Union	10,010,022	00	303,702	35	329,437	49	3,661,932	00	116,365	45
34 Hamilton Township	6,838,572	00	177,536	32	213,523	37	2,791,562	00	85,295	94
35 Hay Township	7,925,870	00	207,349	48	258,352	18	2,308,400	00	69,255	00
36 Hopewell Creek	1,339,618	00	35,875	71	47,286	84	464,705	00	13,358	50
37 Howard	10,040,335	00	236,253	98	267,074	21	3,933,165	00	116,066	40
38 Howick	13,765,054	00	330,534	93	377,747	12	4,574,464	00	118,010	00
39 Kent and Essex	22,529,291	00	455,055	94	537,071	32	8,659,788	66	249,334	90
40 Lambton	14,862,817	00	405,020	62	459,588	88	4,780,827	00	167,370	33
41 Lanark	17,003,220	00	353,228	31	390,039	36	6,630,934	00	183,213	84
42 Lennox and Addington	4,650,292	00	103,358	60	130,220	10	1,651,432	00	47,017	80
43 Lobo Township	3,587,859	00	83,939	57	115,217	83	1,233,849	00	35,789	22
44 London Township	5,392,820	00	124,606	64	164,339	67	1,829,137	00	49,953	75
45 McGillivray	1,471,521	00	32,367	74	39,857	76	613,935	00	17,478	75
46 McKillop	8,098,277	00	185,349	32	235,579	29	2,834,340	00	78,924	20
47 Maple Leaf	16,539,191	00	388,686	25	380,188	63	6,422,957	00	191,150	75
48 Nissouri	12,570,883	00	324,140	29	369,127	53	5,344,610	00	152,603	08
49 Norfolk	3,092,754	00	87,274	02	87,634	78	1,026,920	00	35,380	35
50 North Kent	4,774,681	83	104,226	00	102,061	74	1,633,223	00	481,133	50
51 Oneida	1,321,350	00	29,332	80	32,443	43	445,115	00	12,228	45
52 Ontario Farmers' Weather	7,245,755	00	189,355	25	210,807	14	2,717,435	00	81,905	50
53 Ontario Threshermen's	537,775	00	40,343	61	48,337	19	541,825	00	54,182	50
54 Otter	8,792,552	00	195,269	44	248,594	52	3,137,866	00	81,805	00
55 Peel County	24,661,845	00	672,206	45	733,536	90	9,728,331	00	309,514	00
56 Peel and Maryborough	11,784,421	00	250,055	32	269,133	46	3,971,512	00	98,069	50
57 Prescott	3,015,460	00	51,446	43	35,193	45	1,323,005	00	32,544	15
58 Puslinch	1,439,099	50	65,886	63	67,570	72	604,340	00	30,795	25
59 Saltfleet and Bimbrook	2,665,859	00	51,184	80	54,292	99	1,069,655	00	27,473	10
60 Southwold	3,270,027	33	77,415	86	84,989	32	1,032,791	33	27,406	50
61 Townsend	3,199,541	00	82,731	10	79,933	56	1,086,260	00	35,135	25
62 Usborne and Hibbert	12,560,450	00	338,846	60	437,001	36	3,988,040	00	119,641	20
63 Walpole	3,207,940	00	118,462	80	150,980	62	828,870	00	25,027	85
64 Waterloo, North	44,021,337	00	922,619	22	1,066,794	38	13,865,877	00	352,000	80
65 Wawanosh, West	13,365,963	00	446,586	44	476,675	36	3,877,340	00	150,686	00
66 Western Farmers' Weather	22,391,527	00	398,173	84	635,206	27	9,512,837	00	143,375	24
67 Westminster Township	4,623,356	00	116,581	78	123,673	18	1,861,271	00	53,348	10
68 Williams, East	3,712,509	00	90,724	65	98,782	74	1,462,900	00	43,342	50
69 Yarmouth	3,131,546	68	75,417	32	74,143	04	1,203,250	00	34,510	50
Totals	564,335,100	55	13,735,369	07	15,920,079	41	207,213,208	24	6,348,684	01
CASH MUTUAL										
70 Gore	3,288,092	33	143,832	10	*2,030,220	29	1,394,253	00	82,176	00
71 Perth	3,234,767	00	67,725	96	*1,346,640	21	1,406,333	00	40,041	50
72 Waterloo	4,241,379	00	127,451	64	*1,400,329	54	1,786,070	00	63,001	85
Totals	10,764,238	33	339,009	70	*4,777,190	04	4,587,156	00	185,219	35

\*Does not include premium note residue.

TABLE V.—LIFE INSURANCE—PREMIUM INCOME ON ONTARIO BUSINESS—1936

Companies	NET CONTRACT PREMIUM INCOME			Net consideration for annuities	Totals
	Ordinary	Industrial	Group		
	\$ c.	\$ c.	\$ c.	\$ c.	\$ c.
JOINT STOCK					
Aetna.....	391,037 92		181,127 84	1,443 65	573,609 41
Canada.....	4,405,114 03		560,862 36	1,201,124 67	6,167,101 06
Commercial Union.....	251 64				251 64
Confederation.....	2,556,185 29		129,827 26	592,403 04	3,278,415 59
Continental Assurance.....					
Continental Life.....	561,145 68		1,258 15	85,461 37	647,865 20
Crown.....	1,192,311 74		3,163 09	90,647 23	1,286,122 06
Dominion.....	1,775,679 22		9,175 93	402,192 54	2,187,047 69
Dominion of Canada General.....	136,770 54		1,066 70	42,817 00	180,654 24
Eaton, T.....	438,967 39				438,967 39
Empire.....	583,763 44			29,817 66	613,581 10
Equitable of Canada.....	747,008 99		1,091 12	38,242 95	786,343 06
Excelsior.....	1,177,720 38			22,358 00	1,200,078 38
Great West.....	3,922,530 76		35,750 74	148,730 29	4,107,011 79
Imperial.....	2,924,672 13		9,394 37	256,649 73	3,190,716 23
Liverpool & London & Globe.....	1,216 77				1,216 77
London.....	5,282,723 66	4,108,769 87	274,296 51	166,419 70	9,832,209 74
London & Scottish.....	136,417 89				136,417 89
Loyal.....	535 45				535 45
Manufacturers.....	3,055,347 73		63,272 42	172,789 66	3,291,409 81
Monarch.....	342,703 44			21,783 49	364,486 93
Montreal.....	257,728 87		51,021 59	3,096 00	311,846 46
Mutual Life & Citizens.....	116,643 92	180,207 41			296,851 33
National of Canada.....	407,721 79		8,578 31	61,248 13	477,548 23
North British & Mercantile.....	5,954 21				5,954 21
Northern.....	478,951 57		16,573 26	8,737 33	504,262 16
Occidental.....	49,973 61			256 46	50,230 07
Phoenix Assurance.....	34,338 82				34,338 82
Prudential Assurance.....	243,985 80		9,138 62	268,807 99	521,932 41
Royal.....	193,366 62				193,366 62
Sauvegarde.....	90,441 51				90,441 51
Sovereign.....	156,336 34			75,821 22	232,157 56
Sun.....	7,054,493 94		801,105 85	826,798 33	8,682,398 12
Travelers of Hartford.....	1,018,183 83		138,003 89	84,503 59	1,240,691 31
Union Labor.....	2,735 78				2,735 78
United States.....	9,433 92			1,107 50	10,541 42
Western.....	15,285 21				15,285 21
MUTUAL					
Ancient Foresters'.....	72,476 57	90,393 78			162,870 35
Metropolitan.....	6,367,539 64	7,255,467 74	520,776 73	531,408 72	14,675,192 83
Mutual Relief.....	105,283 90				105,283 90
New York.....	1,467,122 73			18,760 69	1,485,883 42
Prudential.....	3,632,349 63	5,422,451 87	93,645 03	63,697 90	9,212,144 43
Royal Guardians.....	51,312 65	17,977 70		1,200 00	70,490 35
Standard.....	292,204 62				292,204 62
State.....	11,910 09				11,910 09
OTHER					
Mutual of Canada.....	7,932,597 18		80,542 75	476,753 42	8,489,893 35
North American.....	2,053,250 16	16 20	17,383 17	866,088 16	2,936,737 69
Totals.....	61,753,727 00	17,075,284 57	3,007,055 69	6,561,166 42	88,397,233 68



TABLE VII.—LIFE INSURANCE—EXHIBIT OF POLICIES IN ONTARIO—1936

Companies	At end of 1935			New issued			Other additions			Ceased by death			Deductions			At end of 1936			Amount reinsured
	No.	Amount	No.	Amount	No.	Amount	No.	Amount	No.	Amount	No.	Amount	No.	Amount	No.	Amount	No.	Amount	
<b>JOINT STOCK</b>																			
Aetna.....	4,198	43,902,606	3,111	1,487,378	7	15,404,688	63	388,280	65	\$ 68,198	429	\$ 3,051,245	3,959	\$ 217,886,940	3,959	\$ 217,886,940	3,959	\$ 217,886,940	\$ 1,386,000
Canada.....	53,867	209,471,873	3,916	14,216,070	570	9,070,493	503	1,846,462	240	388,827	3,183	12,671,437	54,427	517,845,710	54,427	517,845,710	54,427	517,845,710	21,322,734
Commercial Union.....	41,802	98,775,546	3,431	8,840,410	338	3,893,279	280	665,920	221	238,391	3,067	7,753,090	42,003	102,851,834	42,003	102,851,834	42,003	102,851,834	8,213,880
Confederation.....	10,977	19,806,598	693	3,553,912	127	235,611	67	134,077	69	85,888	1,247	2,391,454	11,414	21,074,702	11,414	21,074,702	11,414	21,074,702	1,315,001
Continental Life.....	17,272	36,331,023	1,978	5,101,419	1,152	2,958,938	107	307,635	87	95,398	2,290	4,893,173	17,916	39,095,174	17,916	39,095,174	17,916	39,095,174	2,308,753
Crown.....	25,284	73,850,707	2,081	7,813,187	2,653	5,615,517	179	564,342	108	225,305	4,117	3,546,722	28,314	77,889,047	28,314	77,889,047	28,314	77,889,047	6,991,947
Dominion.....	7,938	5,978,778	563	1,098,937	39	119,996	9	11,750	20	2,000	265	600,350	3,262	6,722,711	3,262	6,722,711	3,262	6,722,711	1,324,759
Dominion of Canada General.....	6,338	14,291,560	540	1,531,158	28	48,765	22	116,443	28	40,423	28	40,423	6,420	14,750,188	6,420	14,750,188	6,420	14,750,188	2,073,963
Eaton, T.....	7,870	13,637,618	1,056	1,818,021	8,523	10,379,012	232	301,600	12	14,270	1,603	2,915,462	15,602	32,603,571	15,602	32,603,571	15,602	32,603,571	3,660,702
Empire.....	13,249	31,879,772	741	2,877,027	29	47,170	70	169,487	46	69,700	862	2,454,211	13,041	32,020,311	13,041	32,020,311	13,041	32,020,311	2,883,527
Equitable Life of Canada.....	21,409	40,612,991	3,714	7,748,452	1,222	2,641,136	128	253,376	57	80,537	3,772	7,152,329	22,388	43,716,337	22,388	43,716,337	22,388	43,716,337	2,668,497
Excelsior.....	56,594	124,173,753	3,774	9,646,359	5,583	13,992,110	324	866,795	129	193,377	6,854	14,018,501	58,644	137,733,729	58,644	137,733,729	58,644	137,733,729	2,795,253
Great West.....	40,057	103,883,898	2,843	6,853,518	1,339	5,921,544	231	634,525	121	199,955	2,587	7,303,134	41,300	108,521,346	41,300	108,521,346	41,300	108,521,346	6,837,076
Imperial.....	38,432	88,432,000	2,778	52,738,702	6,784	12,352,210	232	824,551	179	502,178	58	48,008,342	405,516	345,406,346	405,516	345,406,346	405,516	345,406,346	5,028,652
Liverpool & London & Globe.....	388,778	330,251,775	72,449	582,882,889	39	25,735	32	84,537	45	91,246	288	508,361	2,505	3,560,256	2,505	3,560,256	2,505	3,560,256	11,000
London & Scottish.....	2,553	6,635,705	11	9,211,501	1,231	3,135,245	290	774,761	118	183,137	4,412	9,419,286	49,549	115,867,903	49,549	115,867,903	49,549	115,867,903	2,175,391
Local.....	49,296	114,188,281	3,842	8,921,501	1,231	3,135,245	290	774,761	118	183,137	4,412	9,419,286	49,549	115,867,903	49,549	115,867,903	49,549	115,867,903	329,465
Manufacturers.....	2,284	7,984,845	621	1,243,453	33	132,436	25	116,000	39	32,537	403	905,321	2,471	8,306,878	2,471	8,306,878	2,471	8,306,878	967,895
Monarch.....	32,347	8,879,735	5,043	1,356,714	4,049	824,973	140	48,027	546	63,611	16,996	2,887,125	23,757	8,062,659	23,757	8,062,659	23,757	8,062,659	8,900
Mutual Life & Citizens.....	6,270	15,390,487	720	1,126,782	1,029	463,120	49	167,169	26	34,630	630	1,703,004	6,414	16,075,586	6,414	16,075,586	6,414	16,075,586	.....
National Life of Canada.....	19	170,858	1,002	3,333,183	202	690,509	62	150,940	52	52,882	1,086	2,733,531	10,203	19,248,963	10,203	19,248,963	10,203	19,248,963	960,244
North British & Mercantile.....	10,190	18,162,628	1,110	2,479,444	14	58,791	4	10,500	95	406,659	681	2,025,577	681	2,025,577	681	2,025,577	681	2,025,577	.....
Northern.....	656	1,904,501	110	479,444	14	84,317	22	67,307	13	11,122	416	1,112,422	1,112	1,112,422	1,112	1,112,422	1,112	1,112,422	50,000
Ocidental.....	441	1,824,297	7	20,500	3	84,317	22	67,307	13	11,122	416	1,112,422	1,112	1,112,422	1,112	1,112,422	1,112	1,112,422	.....
Phoenix Assurance.....	3,387	7,049,458	1,288	2,258,050	76	323,277	33	20,000	543	888,012	4,199	8,722,773	4,199	8,722,773	4,199	8,722,773	4,199	8,722,773	197,500
Prudential Assurance.....	1,367	6,527,285	246	773,864	9	23,729	15	39,863	5	10,853	84	336,077	1,518	6,938,085	1,518	6,938,085	1,518	6,938,085	761,277
Royal.....	1,769	6,607,141	478	1,623,130	32	42,000	10	34,500	4	3,500	239	326,427	2,028	2,911,844	2,028	2,911,844	2,028	2,911,844	134,349
Sauvegarde.....	3,403	6,348,216	804	1,637,753	10	33,445	10	16,750	4	3,500	291	1,030,231	3,714	6,988,933	3,714	6,988,933	3,714	6,988,933	217,500
Sovereign.....	90,876	297,548,486	5,254	17,326,034	1,841	13,117,995	580	1,902,512	331	544,138	8,254	21,102,421	88,806	298,443,445	88,806	298,443,445	88,806	298,443,445	2,642,583
Sun.....	6,964	39,701,608	479	1,981,207	2	2,589,728	68	496,964	23	42,850	366	3,106,927	6,988	40,425,802	6,988	40,425,802	6,988	40,425,802	394,575
Travelers of Hartford.....	43	80,502	43	3,630	1	73,993	5	62,000	4	4,000	3	4,002	40	76,500	40	76,500	40	76,500	.....
Union Labor.....	113	388,853	21	35,500	1	1,000	5	62,000	4	4,000	13	15,738	91	384,648	91	384,648	91	384,648	133,349
United States.....	66	97,750	21	35,500	1	1,000	5	62,000	4	4,000	32	56,000	56	78,250	56	78,250	56	78,250	4,000
Western.....	11,886	4,804,753	5,629	1,921,073	717	175,534	65	33,546	16	10,892	4,752	1,533,727	13,399	5,323,195	13,399	5,323,195	13,399	5,323,195	26,000
<b>MUTUAL</b>	916,573	404,486,551	116,966	54,334,776	24,259	25,900,603	6,181	2,361,566	8,154	1,933,004	120,292	63,116,773	923,171	418,061,587	923,171	418,061,587	923,171	418,061,587	31,106
Ancient Foresters Mutual.....	8,117	9,704,211	835	1,458,249	9	14,501	10	454,124	41	44,899	1,008	2,253,924	18,991	43,540,659	18,991	43,540,659	18,991	43,540,659	316,500
Metropolitan.....	19,357	44,820,856	102,265	37,960,824	1,570	4,379,563	4,335	1,411,824	4,478	509,612	91,520	34,338,944	736,166	270,348,333	736,166	270,348,333	736,166	270,348,333	61,500
Mutual Relief*.....	738,464	204,264,111	102,265	37,960,824	1,570	4,379,563	4,335	1,411,824	4,478	509,612	91,520	34,338,944	736,166	270,348,333	736,166	270,348,333	736,166	270,348,333	11,000
New York.....	5,533	2,205,553	1,030	469,569	70	19,990	32	19,511	75	7,327	1,088	449,993	3,485	22,184,341	3,485	22,184,341	3,485	22,184,341	5,000
Prudential.....	3,532	9,969,796	629	1,734,375	10	188,265	56	150,009	16	30,036	204	617,794	3,898	11,094,507	3,898	11,094,507	3,898	11,094,507	45,400
Royal Guardians.....	87	9,36,286	111	1,111	1	1,000	1	10,000	1	10,000	11	314,800	70	612,597	70	612,597	70	612,597	.....
Standard.....	105,632	274,926,469	8,874	21,607,496	5,526	14,774,267	642	1,823,717	533	947,073	10,437	28,170,205	108,420	283,367,237	108,420	283,367,237	108,420	283,367,237	15,893,434
Other.....	30,133	71,815,572	3,897	11,755,538	918	2,668,671	203	534,476	140	211,315	2,865	8,365,960	31,742	77,128,050	31,742	77,128,050	31,742	77,128,050	3,225,980
North American.....	2,742,035	2,787,250,101	359,419	300,981,447	69,141	147,561,548	17,492	18,536,210	17,629	6,245,590	366,477	315,596,731	2,768,997	2,895,414,565	2,768,997	2,895,414,565	2,768,997	2,895,414,565	94,093,505
Totals.....	2,742,035	2,787,250,101	359,419	300,981,447	69,141	147,561,548	17,492	18,536,210	17,629	6,245,590	366,477	315,596,731	2,768,997	2,895,414,565	2,768,997	2,895,414,565	2,768,997	2,895,414,565	94,093,505

\*Reinsured by Empire Life.

TABLE VIII.—FRATERNAL SOCIETIES—PREMIUM INCOME (INCLUDING DUES) AND DISBURSEMENTS IN ONTARIO—1936

Societies	PREMIUMS (INCLUDING DUES)						DISBURSEMENTS													
	Mortuary Funds		General Funds		Other Funds		Total		Mortuary Funds		Sick and Funeral Funds		General Funds		Other Funds		Total			
	\$	c.	\$	c.	\$	c.	\$	c.	\$	c.	\$	c.	\$	c.	\$	c.	\$	c.		
Aid Association for Lutherans.....	11,291	38	128	56	6,638	27	567	67	18,625	88	2,004	01	64	30	10,285	38	53	38	12,407	07
Alliance Nationale.....	6,237	22	791	39	2,271	74	193	03	9,493	38	7,146	99	1,479	19	763	24	81	14	9,470	56
La Societe des Artisans Canadiens-Francais.....	15,617	78	2,935	32	4,766	88	293	93	23,613	91	15,650	00	3,762	67	2,861	66	81	14	22,274	33
Canadian Order of Chosen Friends.....	196,549	03	8,847	81	8,847	81	910	80	213,142	95	233,076	55	7,955	25	1,239	50	.....	.....	242,271	30
Catholic Mutual Benefit Society.....	29,314	63	250	17	2,576	81	.....	.....	32,141	61	51,216	62	158	83	1,846	16	.....	.....	53,221	61
Civil Service Mutual Benefit Society.....	14,094	54	.....	.....	.....	.....	.....	14,094	54	5,661	58	.....	.....	654	18	.....	.....	6,345	76	
Commercial Travelers Association of Canada.....	95,436	00	.....	.....	20,454	67	.....	95,436	00	133,476	00	.....	.....	.....	.....	.....	.....	133,476	00	
Com. Travelers Mutual Accident Ass'n of America.....	11,934	96	6,897	65	2,057	78	.....	21,896	29	4,000	00	.....	.....	12,072	71	.....	.....	12,072	71	
Groatian Fraternal Union of America.....	5,041	07	710	36	.....	.....	.....	5,751	24	.....	.....	.....	.....	222	50	.....	.....	8,356	75	
First Catholic Slovak Union of U.S.A.....	388,472	58	27,445	67	32,607	89	162	81	448,526	14	551,812	51	26,185	05	75,054	40	.....	.....	653,051	96
Foresters, Catholic Order of.....	71,034	16	.....	.....	11,966	45	.....	85,713	45	83,913	00	.....	.....	4,464	24	.....	.....	88,949	62	
Foresters, Independent Order of.....	572,487	38	.....	.....	69,896	05	.....	612,880	16	1,033,489	25	23,743	88	.....	.....	.....	.....	1,052	77	
Grand Orange Lodge of British America.....	.....	.....	.....	.....	23,726	68	.....	23,726	68	.....	.....	.....	.....	674	70	.....	.....	14,785	52	
Hamilton Firemen's Benefit Fund.....	.....	.....	.....	.....	19,672	84	.....	19,672	84	.....	.....	.....	.....	919	05	.....	.....	14,690	26	
Hamilton Police Benefit Fund.....	1,845	26	1,382	51	.....	.....	.....	5,594	83	500	00	960	28	.....	.....	.....	.....	15,609	31	
Jewish National Workers' Alliance.....	23,628	66	.....	.....	11,783	05	.....	35,411	71	12,407	63	.....	.....	3,641	80	.....	.....	16,049	43	
Knights of Columbus.....	.....	.....	.....	.....	.....	.....	.....	7,571	76	.....	.....	.....	.....	90	00	.....	.....	8,202	18	
London Police Benefit Fund Association.....	.....	.....	.....	.....	1,568	83	.....	78	39	5,760	07	491	05	.....	.....	.....	.....	1,296	72	
Lutheran Brotherhood.....	2,018	88	.....	.....	3,671	60	.....	5,760	07	2,563	13	.....	.....	804	67	.....	.....	500	00	
Lutheran Mutual Aid Society.....	84,565	30	3,780	80	14,594	80	.....	111,606	91	130,282	65	4,336	71	.....	.....	.....	.....	516	00	
Macabees, The.....	7,599	98	10,800	00	4,124	30	626	06	23,150	34	1,735	51	10,116	18	4,772	26	714	77	135,135	36
Ministers' Life and Casualty Union.....	1,955	80	414	85	421	19	.....	82	79	2,874	63	.....	.....	255	80	.....	.....	675	80	
National Fraternal Society of the Deaf.....	24,708	00	.....	.....	.....	.....	.....	24,708	00	35,007	00	.....	.....	4	20	.....	.....	49,991	46	
National Commercial Travelers' Association.....	.....	.....	.....	.....	.....	.....	.....	.....	.....	.....	.....	.....	.....	14,984	46	.....	.....	16,608	41	
Ontario Firemen's Superannuation and Benefit Fund.....	.....	.....	.....	.....	24,704	19	.....	24,704	19	.....	.....	.....	.....	620	27	.....	.....	17,228	68	
Ottawa Police Benefit Fund.....	.....	.....	.....	.....	28,878	53	.....	28,878	53	.....	.....	.....	.....	463	40	.....	.....	33,182	30	
Royal Arcanum, Supreme Council of The.....	27,171	30	.....	.....	3,958	26	.....	31,180	81	31,130	00	.....	.....	2,052	30	.....	.....	17,431	82	
St. Joseph, l'Union, du Canada.....	60,276	00	9,411	00	28,492	00	.....	101,017	00	66,992	00	8,344	00	.....	.....	.....	.....	751	00	
Slovene National Benefit Society.....	995	08	412	20	60	02	.....	1,632	34	.....	.....	200	00	.....	.....	.....	.....	116	40	
Sons of England Benefit Society.....	26,226	82	18,654	68	.....	.....	.....	49,630	59	25,218	10	22,130	00	.....	.....	.....	.....	5,690	95	
Sons of Scotland Benevolent Association.....	56,629	82	812	89	8,461	93	.....	66,347	46	67,966	51	521	41	.....	.....	.....	.....	202	15	
Stratford Municipal Benefit Fund.....	.....	.....	.....	.....	.....	.....	.....	1,467	58	.....	.....	.....	.....	27,340	38	.....	.....	1,125	00	
Toronto Firemen's Benefit Fund.....	.....	.....	.....	.....	143,389	95	.....	143,389	95	.....	.....	.....	.....	365	69	.....	.....	87,677	51	
Toronto Police Benefit Fund.....	.....	.....	.....	.....	7,519	43	.....	15,345	75	6,200	00	.....	.....	2,748	84	.....	.....	184,075	13	
United Commercial Travelers of America.....	3,989	89	.....	.....	3,836	43	.....	7,819	88	3,195	18	.....	.....	2,748	84	.....	.....	4,928	38	
Women's Benefit Association.....	5,802	65	.....	.....	22,809	10	.....	8,079	88	3,195	18	.....	.....	2,748	84	.....	.....	184,075	13	
Workmen of the World, The Canadian.....	4,232	14	2,063	75	.....	.....	.....	67,449	34	103,149	44	2,287	66	.....	.....	.....	.....	112	75	
Workmen's Circle.....	1,844	75	2,076	40	1,525	36	.....	1,323	60	1,800	00	2,584	00	.....	.....	.....	.....	6,056	77	
Totals.....	1,793,206	91	131,268	46	268,728	42	386,835	96	2,580,039	75	2,610,084	71	118,535	41	312,628	35	359,243	65	3,400,492	12

TABLE IX.—FRATERNAL SOCIETIES—EXHIBIT OF MORTUARY CERTIFICATES IN ONTARIO—1936

Societies	At end of 1935		ADDITIONS				DEDUCTIONS				At end of 1936			
	No.	Amount \$	New issued		Other additions		Ceased by death		Ceased by maturity		Other deductions		No.	Amount \$
			No.	Amount \$	No.	Amount \$	No.	Amount \$	No.	Amount \$	No.	Amount \$		
Aid Association for Lutherans.....	406	480,754	186	193,750	9	10,091	13	16,500	13	13,642	575	654,453		
Alliance Nationale.....	474	350,098	26	12,248	7	2,632	7	4,700	51	26,106	449	334,172		
La Societe des Artisans Canadiens-Français.....	1,198	1,036,812	77	57,500	26	27,000	21	16,600	315	107,736	1,149	996,976		
Canadian Order of Chosen Friends.....	6,845	5,597,567	97	66,700	111	91,291	233	190,514	43	52,311	6,505	5,286,955		
Catholic Mutual Benefit Association.....	1,120	1,288,253	1	2,000	18	16,830	43	52,311	2	1,892	1,050	1,182,609		
Civil Service Mutual Benefit Society.....	1,520	721,751	133	63,750	.....	3,000	9	4,547	14	7,132	1,630	776,822		
Commercial Travelers Association of Canada.....	8,644	.....	667	.....	.....	.....	181	.....	503	.....	8,627	.....		
Com. Travelers Mutual Accident Ass'n of America.....	1,239	.....	163	.....	86	.....	4	.....	170	.....	1,314	.....		
Croatian Fraternal Union of America.....	643	544,400	431	324,000	15	14,000	4	4,000	47	48,000	1,038	830,400		
First Catholic Slovak Union of U.S.A.....	683	264,960	530	45,370	7	3,600	629	560,143	6	3,800	763	284,610		
Foresters, Canadian Order of.....	19,038	17,254,269	598	574,500	138	136,500	81	73,523	146	145,500	4,031	3,874,429		
Foresters, Catholic Order of.....	4,141	3,573,832	1,117	99,000	1,897	1,739,865	659	710,904	1	2,000	3,991	3,487,139		
Foresters, Independent Order of.....	27,869	23,783,940	1,854	1,323,700	.....	.....	39	35,285	124	237,480	26,439	24,647,162		
Granange Lodge of British America.....	2,859	2,673,865	122	130,800	36	13,250	7	500	118	39,191	358	115,996		
Jewish National Workers' Alliance.....	1,303	190,287	68	23,150	34	40,000	7	13,000	16	20,750	1,451	1,864,339		
Lutheran Brotherhood.....	148	193,260	31	22,800	.....	.....	.....	.....	16	19,500	163	206,360		
Lutheran Mutual Aid Society.....	118	97,260	.....	.....	.....	.....	.....	.....	.....	.....	.....	.....		
Macabees, The.....	4,942	3,284,408	1,536	589,510	462	2,744	76	62,781	1,957	857,477	4,907	3,140,081		
Ministers' Life and Casualty Union.....	110	184,000	.....	.....	.....	.....	.....	.....	.....	.....	.....	.....		
Ontario Fraternal Society.....	148	112,462	20	38,000	7	3,750	.....	.....	2	6,000	134	231,500		
Ontario Pratermal Society of the Deaf.....	148	112,462	20	38,000	7	3,750	.....	.....	.....	.....	.....	.....		
Royal Arcanum, Supreme Council of The.....	2,466	1,502,886	87	15,482	.....	.....	53	32,165	89	42,830	188	138,900		
St. Joseph, l'Union, du Canada.....	7,788	977,328	129	110,404	93	119,404	75	67,410	90	101,001	2,411	1,470,779		
Slovene National Benefit Society.....	4,061	3,565,623	540	116,600	48	34,194	75	67,410	284	28,482	4,220	3,760,025		
Sons of England Benefit Society.....	42	39,650	.....	.....	.....	.....	.....	.....	.....	.....	.....	.....		
Sons of Scotland Benefit Society.....	738	654,510	23	26,750	25	15,072	26	22,221	17	16,152	743	657,959		
Sons of Scotland Benevolent Association.....	4,375	2,825,405	819	327,405	32	21,630	70	60,667	522	26,907	4,634	2,806,773		
Women's Benefit Association.....	4,222	302,899	42	39,000	.....	.....	6	3,754	32	26,250	4,216	306,783		
Woodmen of the World, Canadian.....	3,225	2,894,245	122	113,500	24	21,350	89	93,485	202	189,700	3,080	2,745,910		
Workmen's Circle.....	571	97,400	157	7,700	21	4,000	7	1,800	51	8,000	591	99,300		
Totals.....	100,463	79,033,954	8,218	4,912,525	3,096	2,957,850	2,345	2,045,885	351	352,163	9,645	77,355,655		

TABLE X—FRATERNAL SOCIETIES—  
EXHIBIT OF CERTIFICATES (OTHER THAN MORTUARY) IN ONTARIO—1936

Societies	Number at end of 1935	Number new issued	Number revived	Termin- ated by death	Termin- ated by lapse	Number at end of 1936
Aid Association for Lutherans.....	32	56	1	.....	8	81
Alliance Nationale.....	137	2	8	1	15	131
Artisans Canadien-Francais.....	701	28	3	7	87	638
Canadian Order of Chosen Friends.....	1,268	6	30	32	77	1,195
Catholic Mutual Benefit Association.....	36	.....	.....	1	1	34
Foresters, Canadian Order of.....	8,199	120	61	129	518	7,733
Jewish National Workers' Alliance.....	300	41	30	2	75	294
Maccabees, The.....	409	50	4	6	35	422
Ministers' Life and Casualty Union.....	789	129	48	1	13	952
St. Joseph, l'Union, du Canada.....	2,974	699	40	37	554	3,122
Sons of England Benefit Society.....	9,104	509	.....	196	586	8,831
Sons of Scotland Benevolent Association....	266	83	1	1	68	281
United Commercial Travelers of America....	963	144	59	3	129	1,034
Woodmen of the World, The Canadian.....	439	32	2	5	42	426
Workmen's Circle.....	385	.....	19	7	39	358
Totals.....	26,002	1,899	306	428	2,247	25,532

TABLE XI.—FIRE PREMIUMS AND LOSSES IN ONTARIO—1936

Companies	PREMIUMS WRITTEN			Net premiums earned	Net losses incurred	Ratio net losses incurred to net premiums earned					
	Gross less return premiums	Licensed reinsurance ceded	Net								
	\$	c.	\$	c.	\$	c.	%				
JOINT STOCK											
Acadia Fire.....	82,045	55	30,055	17	51,990	38	54,417	69	15,427	35	28.35
Actna Insurance.....	144,793	95	154	00	144,639	95	141,621	09	46,290	33	32.62
Agricultural.....	22,361	06	5,307	38	17,053	68	16,045	11	.....	68	37.43
Alliance Assurance.....	93,516	64	1,191	19	92,325	45	97,426	79	30,244	40	31.04
Alliance Insurance.....	43,972	31	8,938	25	40,049	36	46,750	25	24,036	83	51.42
American Alliance.....	23,522	31	11,532	48	11,989	83	10,599	65	4,670	88	44.06
American Central.....	42,691	31	21,846	72	20,844	89	22,478	99	8,272	41	36.80
American Equitable.....	78,449	07	1,841	09	76,607	98	69,322	44	35,594	43	51.35
American Home Fire.....	85,727	86	17,273	14	68,454	72	56,837	70	20,537	30	36.13
American Insurance.....	41,902	84	12,222	87	29,679	97	27,961	82	6,428	30	22.99
Anglo-Scottish.....	65,533	25	20,568	44	44,964	81	46,196	73	15,237	37	32.98
Atlas Assurance.....	166,530	51	25,448	06	141,082	45	155,462	56	52,489	64	33.76
Automobile Insurance.....	935	31	—	11	935	42	474	22	.....	.....	.....
Baloise Fire.....	45,609	09	973	99	44,635	10	42,999	30	9,060	35	21.07
Bankers & Shippers.....	42,629	32	1,125	31	41,504	01	30,139	84	11,920	11	39.50
Beaver Fire.....	7,484	51	4,451	37	3,033	14	2,818	77	1,697	49	60.22
Bee Fire.....	81,116	49	4,291	27	76,825	22	75,310	02	31,444	91	41.75
Boston Insurance.....	8,537	65	645	75	7,891	90	7,494	18	2,556	06	34.11
British America.....	184,086	94	24,724	51	159,362	43	166,594	48	49,155	10	29.51
British Canadian.....	19,231	16	1,973	99	17,257	17	16,797	20	7,835	82	46.65
British Crown.....	115,584	89	8,172	72	107,412	17	112,844	99	51,659	59	45.78
British Empire.....	28,625	93	2,554	67	26,071	26	27,576	87	9,477	06	34.37
British & European.....	25,213	74	12,706	81	12,506	93	13,487	34	4,964	05	36.81
British General.....	50,207	15	29,362	26	20,844	89	22,479	03	8,272	41	36.80
British Law.....	35,082	24	14,830	24	20,252	00	22,482	71	3,830	15	17.04
British Northwestern.....	104,751	83	47,632	96	57,118	87	59,500	64	24,953	75	41.94
British Oak.....	20,392	04	1,926	12	18,465	92	18,354	07	13,408	75	73.05
British Traders.....	126,156	98	67,745	01	58,411	97	46,743	79	12,515	93	26.77
Caledonian American.....	17,171	74	5,127	74	12,044	00	13,374	18	7,875	13	58.89
Caledonian Insurance.....	112,473	19	8,361	45	104,111	74	113,249	13	56,015	91	49.46
California Insurance.....	48,771	39	36,264	46	12,506	93	13,487	34	4,964	05	36.81
Camden Fire.....	23,574	10	3,338	29	20,235	81	19,998	65	7,449	02	37.44
Canada Accident & Fire.....	111,144	79	61,117	05	50,027	74	53,949	73	19,854	19	36.80
Canada Security.....	69,474	46	22,554	61	46,919	85	45,405	50	10,975	17	24.17
Canadian Fire.....	105,580	42	2,968	88	102,611	54	108,073	37	44,200	24	40.89
Canadian General.....	170,774	88	79,369	74	91,405	14	94,925	49	33,606	57	35.40
Canadian Indemnity.....	37,022	49	788	67	36,233	82	40,422	88	10,409	94	25.75
Canadian Surety.....	47,919	81	24,546	15	23,373	66	21,244	12	9,809	43	46.17
Car & General.....	25,187	95	3,729	39	21,458	56	22,919	55	4,075	53	17.78
Casualty Co. of Canada.....	37,333	55	2,490	47	34,843	08	33,435	07	5,094	73	15.23
Central Insurance.....	43,365	09	11,420	06	31,945	03	34,322	53	9,562	21	27.86
Central Union.....	11,295	89	6,403	22	4,892	67	4,736	54	1,973	66	41.68
Century Insurance.....	115,466	95	46,009	68	69,457	27	69,553	28	29,799	28	42.99
China Fire.....	12,241	06	3,908	47	8,332	59	7,453	05	1,787	49	23.98
Citizens of New Jersey.....	21,493	61	15,563	13	5,930	48	6,609	97	3,217	40	48.67
City of New York Insurance.....	7,267	27	7,267	27	.....	.....	.....	.....	.....	.....	.....
Columbia Insurance.....	51,235	64	33,907	20	17,328	44	18,143	57	5,782	52	31.87
Commercial Union Assurance.....	499,334	51	302,420	44	196,914	07	210,945	18	117,113	47	55.52
Connecticut Fire.....	67,927	75	22,092	11	45,835	64	46,936	51	16,654	93	35.48
Consolidated Fire & Casualty.....	85,070	92	18,707	87	66,363	05	65,285	70	28,826	85	33.15
Continental Insurance.....	88,138	41	10,507	68	77,630	73	79,224	89	21,155	18	26.70
Cornhill Insurance.....	55,699	82	1,446	28	54,253	54	52,350	24	20,913	51	39.95
County Fire of Philadelphia.....	31,042	69	28,644	72	2,397	97	2,394	57	934	17	39.01
Dominion of Canada General.....	125,248	79	21,439	83	174,907	27	173,226	02	43,904	95	25.28
Dominion Fire.....	202,361	87	1,237	62	185,679	73	185,074	78	51,828	95	28.77
Eagle, Star & British Dominion.....	226,384	75	30,864	56	201,520	19	214,258	15	62,351	26	29.11
Employers' Liability.....	38,149	63	4,534	31	33,615	32	32,370	77	9,324	16	29.42
Ensign Insurance.....	34,262	65	25,095	52	9,167	13	9,386	33	3,330	98	35.49
Equitable Fire & Marine.....	21,969	33	1,976	21	19,993	12	14,898	28	2,568	50	17.24
Excess Insurance Co.....	41,361	80	22,253	32	19,108	48	20,957	76	7,038	72	33.58
Eureka Security.....	12,366	92	4,656	45	7,710	47	5,049	68	322	24	6.38
Federal Fire.....	256,920	77	81,191	10	175,729	67	184,878	80	76,268	27	41.25
Fidelity-Phenix.....	96,742	70	4,533	60	92,209	10	94,105	91	24,803	31	26.36
Fire Association of Philadelphia.....	37,783	48	5,953	73	31,829	75	32,896	44	4,963	31	15.09
Fire Insurance of Canada.....	181,332	75	3,748	34	177,584	41	186,063	99	78,868	50	42.39
Firemen's Fund.....	54,589	77	6,987	99	47,601	78	52,751	39	14,666	65	27.80
Firemen's Insurance of Newark.....	34,997	30	196	16	34,801	14	33,818	17	11,803	94	34.90
First American Fire.....	8,170	95	2,162	90	6,008	05	6,930	17	1,882	17	27.16
First National of America.....	4,535	11	4,535	11	.....	.....	.....	.....	.....	.....	.....
Fonciere Fire of Paris, France.....	35,969	00	3,504	27	32,464	73	32,041	58	8,877	50	27.71
Franklin Fire of Philadelphia.....	29,118	02	995	80	28,122	22	29,788	03	29,265	15	98.24
General Accident of Canada.....	65,721	41	12,274	87	53,446	54	54,140	82	32,812	89	60.60
General Accident, Fire & Life.....	165,347	70	22,541	00	142,806	70	149,485	98	77,126	07	51.59
General Fire of Paris, France.....	49,467	20	24,861	93	24,605	27	25,598	08	8,755	25	34.20
General Insurance of America.....	31,107	02	26,567	01	4,540	01	30,969	11	31,027	17	100.18
Girard Fire & Marine.....	15,518	91	9	15	15,509	76	15,462	29	6,365	54	41.17
Glens Falls.....	38,528	96	7,156	36	31,372	60	33,711	53	11,846	66	35.14
Globe Indemnity of Canada.....	98,522	24	58,590	96	39,931	28	42,903	16	11,952	76	27.86
Grain Insurance & Guarantee.....	.....	.....	.....	.....	.....	.....	.....	.....	.....	.....	.....
Granite State Fire.....	8,772	72	2,630	25	6,142	47	4,762	47	3,021	46	63.41
Great American Insurance.....	136,040	47	27,475	36	108,565	11	109,523	61	42,998	62	39.26



TABLE XI.—FIRE PREMIUMS AND LOSSES IN ONTARIO—1936—Continued

Companies	PREMIUMS WRITTEN			Net premiums earned	Net losses incurred	Ratio net losses incurred to net premiums earned
	Gross less return premiums	Licensed reinsurance ceded	Net			
JOINT STOCK	\$ c.	\$ c.	\$ c.	\$ c.	\$ c.	%
Guardian Assurance	230,842 99	16,090 72	214,752 27	238,375 67	86,784 83	36 40
Guardian Insurance	51,293 25	16,626 72	34,666 53	36,003 22	10,054 57	27 93
Guildhall	39,662 76	14,216 43	25,446 33	24,168 82	3,893 80	16 11
Halifax Fire	114,562 00	24,211 89	90,350 11	77,812 93	22,994 56	29 55
Hand-in-Hand	49,799 14	3,109 32	46,689 82	47,002 40	30,307 58	64 48
Hanover Fire	39,502 52	3,899 89	35,602 63	37,080 48	33,681 64	90 83
Hartford Fire	210,690 61	7,546 47	203,144 14	216,616 09	88,585 10	40 89
Home Fire & Marine	25,477 02	737 94	24,739 08	24,343 08	8,727 15	35 85
Home Insurance	219,822 11	1,273 57	218,548 54	227,850 55	109,810 48	48 19
Homestead	15,729 61	15,729 61				
Hudson Bay	110,122 73	60,157 43	49,965 30	53,683 93	14,956 26	27 86
Imperial Assurance	71,646 25	36,989 36	34,656 89	36,288 19	11,565 05	31 87
Imperial Guarantee & Accident	20,417 05	4,651 22	15,765 83	17,314 51	3,948 14	22 80
Imperial Insurance Office	49,125 74	4,341 98	44,783 76	49,676 32	12,689 64	25 54
Insurance Co. of North America	218,231 15	26,347 57	191,883 58	178,770 59	75,224 41	42 48
International	10,953 25		10,953 25	22,766 17	10,118 94	44 45
Law, Union & Rock	89,688 27	8,734 41	80,953 86	79,590 89	38,038 49	47 79
Legal & General	50,384 75	6,175 76	44,208 99	54,565 74	27,367 00	50 17
Liverpool & London & Globe	524,946 49	240,224 05	284,721 54	300,200 04	80,984 88	26 98
Liverpool-Manitoba	163,687 10	99,797 04	63,890 06	68,645 06	19,124 41	27 86
Local Government Guarantee	7,944 67	2,697 47	5,247 20	5,314 14	2,700 93	50 82
London Assurance	153,173 80	23,642 80	129,531 00	128,904 88	35,882 87	27 84
London-Canada	105,963 98	34,532 71	71,431 27	75,780 68	37,384 34	49 33
London & County	14,764 31	900 24	13,774 07	14,591 74	2,024 49	13 87
London Guarantee & Accident	97,456 34	62,739 90	34,716 44	36,355 50	11,580 30	31 85
London & Lancashire Guarantee & Accident of Canada	26,900 25	16,574 74	10,325 51	10,888 71	6,576 63	62 05
London & Lancashire	443,869 12	67,821 40	376,047 72	394,847 31	283,083 73	71 70
London & Prov. Marine & Gen.	13,693 22	1,861 33	11,831 89	12,008 10	13,822 55	112 30
London & Scottish	26,509 76	4,286 90	22,222 86	21,180 36	14,624 61	69 04
Lumbermen's Insurance	33,233 56	80 00	33,153 56	39,836 97	14,591 73	36 60
Marine						
Maryland	6,647 17	460 55	6,186 62	5,999 83	1,121 40	18 69
Mercantile	101,674 98	48,423 64	53,251 34	51,234 86	24,702 20	48 21
Merchants Fire of New York	73,442 83	1,301 00	72,141 83	74,819 36	17,684 06	23 60
Merchants Fire	144,689 06	6,111 55	138,577 51	148,185 82	43,947 84	29 66
Merchants & Manufacturers	69,740 93	5,981 28	63,759 65	63,555 72	17,154 58	26 99
Merchants Marine	49,794 87	327 85	49,467 02	51,150 37	9,781 14	19 12
Mercury Insurance	16,861 91	1,856 41	15,005 50	16,507 17	1,656 19	10 03
Michigan Fire & Marine	12,982 08	6,566 61	6,415 47	6,205 53	2,831 70	45 63
Motor Union	24,138 52	3,449 82	20,688 70	21,513 45	2,853 57	13 26
National-Ben Franklin	76,843 62	186 64	76,656 98	79,133 01	25,317 77	31 99
National Fire of Hartford	57,744 91	4,487 19	53,257 72	55,105 59	14,516 85	26 34
National Liberty	6,030 90	6,030 90				
National-Liverpool	85,784 28	53,839 25	31,945 03	34,322 53	9,562 21	27 86
National Provincial	30,257 18	6,282 90	23,974 28	24,909 18	17,052 06	68 45
National Security	3,080 21		3,080 21	1,463 72	83 20	56 84
National Union Fire	77,997 96	1,495 72	76,502 24	58,709 89	22,340 15	38 05
Nationale Fire of Paris	106,107 70	2,966 06	103,141 64	105,499 26	41,708 15	39 53
Newark Fire	64,502 92	29,829 26	34,673 66	37,078 37	10,282 44	27 73
New Brunswick	10,446 83	10,446 83				
New Hampshire Fire	41,229 72	6,034 38	35,195 34	29,385 95	17,843 13	60 73
New Jersey	21,155 66	3,828 06	17,327 60	13,792 06	6,474 60	46 90
New York Fire	48,818 34	1,731 44	47,086 90	39,420 56	17,416 92	44 18
New York Underwriters	66,932 29	36,140 01	30,792 28	40,383 58	9,425 74	23 34
Niagara Fire	46,514 78	3,381 62	43,133 16	46,775 52	12,723 29	27 20
North British & Mercantile	269,845 15	37,893 28	231,951 87	239,228 72	96,930 73	40 52
North Empire	72,280 49	37,623 60	34,656 89	36,287 12	11,565 05	31 87
North River	49,041 88	2,005 12	47,036 76	39,511 91	4,976 70	12 60
North West Fire	40,188 13	19,343 24	20,844 89	22,479 27	8,272 41	36 80
Northern Assurance	150,672 45	13,281 23	137,391 22	147,568 19	72,293 93	48 99
Northernwestern National	75,479 40	2,385 39	73,094 01	74,421 89	16,314 49	21 92
Norwich Union	350,359 85	36,786 99	313,572 86	320,829 14	113,554 56	35 40
Occidental Fire	48,831 35	9,729 50	39,101 85	41,775 53	15,547 64	37 22
Ocean Accident & Guarantee	144,756 61	19,900 31	124,856 30	129,230 74	54,945 40	44 00
Pacific Coast Fire	62,098 05	25,815 33	36,282 72	37,203 08	15,007 73	40 34
Pacific Fire	87,664 44	34,649 33	53,015 11	81,436 57	9,959 76	12 20
Palatine Insurance	94,455 23	36,089 53	58,365 70	62,942 21	23,163 56	36 80
Patriotic Assurance	35,177 08	5,054 81	30,122 27	34,979 51	8,052 95	23 02
Pearl Assurance	108,514 35	5,350 63	103,163 72	100,167 22	27,255 62	27 21
Phenix Fire of Paris, France	36,315 16	15,232 57	21,082 59	21,041 93	6,247 02	29 68
Philadelphia Fire & Marine	24,303 33	875 70	23,427 63	24,730 54	8,337 55	33 71
Phoenix Assurance	437,698 29	237,522 37	200,175 92	211,674 44	58,558 51	27 67
Phoenix of Hartford	150,527 32	74,540 95	75,986 37	77,848 98	27,599 59	35 45
Pilot Insurance	41,558 05	15,642 48	25,915 57	23,998 47	6,964 94	29 02
Pioneer	51,154 49	23,049 01	28,105 48	30,197 21	8,412 90	27 86
Planet Assurance	25,989 90	7,310 42	18,679 48	19,888 95	6,856 36	34 47
Providence Fire of Paris, France	42,397 94	2,945 84	39,452 10	34,865 50	6,347 72	18 21
Providence-Washington	25,410 02	5,754 27	19,655 75	20,454 05	5,572 10	27 24
Provident Assurance	7,810 66	19,394 15	-1,583 49	28,477 18	11,115 28	39 03
Provincial Insurance	66,128 96	1,789 98	64,338 98	66,176 42	33,402 27	50 47
Prudential Assurance	304,020 70	85,483 93	218,536 77	218,231 74	62,860 71	28 80

TABLE XI.—FIRE PREMIUMS AND LOSSES IN ONTARIO—1936—Continued

Companies	PREMIUMS WRITTEN			Net premiums earned	Net losses incurred	Ratio net losses incurred to net premiums earned
	Gross less return premiums	Licensed reinsurance ceded	Net			
	\$ c.	\$ c.	\$ c.	\$ c.	\$ c.	%
<b>JOINT STOCK</b>						
Quebec Fire.....	47,928 99	17,871 17	30,057 82	32,743 29	15,143 18	46.25
Queen City.....	65,979 13	1,212 80	64,766 33	71,263 49	20,475 17	28.73
Queen Insurance.....	256,210 95	112,131 74	144,079 21	154,438 48	42,999 29	27.84
Railway Passengers.....	21,417 79	4,226 98	17,190 81	18,757 81	2,133 49	11.37
Reliance Insurance.....	24,966 79	6,124 88	18,841 91	17,913 28	7,264 35	40.55
Rhode Island.....	13,911 37	1,045 53	12,865 84	11,277 75	3,656 11	32.42
Royal Exchange.....	165,782 31	26,552 15	139,230 16	149,529 38	56,921 65	38.07
Royal Assurance.....	1,087,803 46	656,041 72	431,761 74	458,270 21	126,205 96	27.54
Royal Scottish.....	47,328 06	9,923 10	37,404 96	39,880 91	11,888 29	29.80
St. Paul Fire & Marine.....	65,737 18	14,658 47	51,078 71	51,819 90	18,535 35	36.00
Scottish Canadian.....	39,161 28	4,612 88	34,548 40	37,768 05	28,303 29	74.93
Scottish Metropolitan.....	78,414 66	10,911 03	67,503 63	68,217 55	24,433 03	35.81
Scottish Union & National.....	86,620 36	2,763 77	83,856 59	92,668 20	33,365 85	36.01
Sea Insurance.....	51,084 66	2,776 08	48,308 58	45,977 66	24,318 09	52.86
Security Insurance of New Haven.....	5,325 29	9,250 33	26,008 96	25,820 29	5,833 93	22.59
Security National.....	6,785 52	2,592 29	4,193 23	4,585 44	2,341 26	51.06
Sentinel Fire.....	21,454 52	19,850 65	1,603 87	1,551 38	7,707 92	45.64
Southern Insurance.....	17,779 96	4,616 95	13,163 01	13,274 44	5,002 60	37.68
Springfield Fire & Marine.....	80,088 72	14,621 51	65,467 21	62,480 84	33,726 94	53.98
State Assurance.....	11,209 72	925 93	10,283 79	11,543 92	2,988 92	25.89
Sun Insurance Office.....	244,237 20	16,643 24	227,593 96	242,832 96	100,106 30	41.22
Sussex Fire.....	14,762 54	1,363 63	13,398 91	12,142 64	3,989 91	32.86
Svea Fire & Life.....	6,064 45	1,416 95	4,647 50	5,279 91	1,213 29	44.44
Switzerland General.....	55,702 44	3,684 14	52,018 30	25,176 86	2,467 52	9.80
Tokio Marine & Fire.....	164,246 17	77,279 61	86,966 56	84,515 97	32,227 30	38.13
Toronto General.....	116,943 48	890 74	116,052 74	110,326 80	24,923 05	22.59
Travelers Fire.....	195,054 35	111,674 78	83,379 57	89,116 86	33,091 67	36.80
Union Fire, Accident & General.....	64,376 39	1,441 33	62,935 06	52,765 27	18,083 08	34.27
Union Insurance of Canton.....	132,135 55	32,018 99	100,116 56	108,428 47	21,403 83	19.74
Union Marine & General.....	65,019 26	30,362 37	34,656 89	36,140 98	11,565 05	32.77
United British.....	24,790 62	2,102 37	22,688 25	22,993 71	4,447 15	19.34
United Firemen's.....	23,496 25	6,167 81	17,328 44	18,143 57	5,782 52	31.87
United States Fire.....	64,968 10	758 81	64,209 29	68,259 60	16,999 17	24.90
Urbaine Fire.....	26,735 44	369 08	26,366 36	27,970 09	19,362 93	69.23
Wapiti.....	22,292 22	.....	22,292 22	16,867 91	4,485 05	26.58
Wellington Fire.....	279,338 48	90,773 88	188,564 60	193,040 79	63,294 88	32.78
Westchester Fire.....	37,270 07	14,980 40	22,289 67	22,844 62	5,979 44	26.17
Western Assurance.....	305,655 57	52,135 09	253,520 48	265,013 13	59,702 26	22.53
Westminster Fire Office.....	10,906 79	10,906 79	.....	.....	.....	.....
World Fire & Marine.....	21,297 39	1,535 29	19,762 10	19,641 73	3,598 05	18.32
World Marine & General.....	31,278 73	7,013 74	24,264 99	25,099 37	31,664 16	126.15
Yorkshire Insurance.....	101,633 30	5,118 17	96,515 13	96,289 28	27,658 34	28.72
Totals.....	17,454,677 47	4,800,039 33	12,654,638 14	13,062,480 16	4,778,820 02	36.58
<b>†FARMERS' MUTUALS</b>						
Algoma.....	14,330 48	360 85	13,969 63	14,501 79	12,116 71	83.55
Amherst Island.....	1,319 34	.....	1,319 34	1,028 68	.....	.....
Ayr.....	25,594 89	1,040 32	24,554 57	24,604 01	8,702 24	35.37
Bay of Quinte.....	40,413 18	834 97	39,578 21	37,946 41	26,836 83	70.72
Bertie & Willoughby.....	18,809 52	1,273 78	17,535 74	17,576 84	14,989 10	85.28
Blanshard.....	10,600 92	1,165 20	9,435 72	9,689 50	5,156 47	53.22
Blenheim, North.....	12,919 45	1,821 69	11,097 76	10,725 19	4,163 97	38.82
Brant County.....	20,205 84	1,970 17	18,235 67	17,766 25	17,303 64	97.40
Canadian Millers.....	23,635 03	.....	23,635 03	23,708 46	21,919 00	92.45
Caradoc.....	13,400 75	378 07	13,022 68	13,035 51	8,925 97	68.47
Clinton.....	15,649 52	203 00	15,446 52	14,619 99	9,494 82	64.94
Culross.....	9,446 21	653 05	8,793 16	8,693 26	4,288 00	49.33
Dereham & W. Oxford.....	14,346 18	4,750 20	9,595 98	10,357 73	6,115 73	59.04
Dorchester, N. & S.....	24,579 58	4,525 70	20,053 88	20,665 92	18,234 34	88.23
Downie.....	10,426 01	1,116 00	9,310 01	9,070 78	16,711 56	184.24
Dufferin.....	29,401 66	1,821 31	27,580 35	27,388 70	21,495 78	78.48
Dumfries, N., & Waterloo, S.....	23,448 52	1,744 58	21,703 94	21,289 04	13,613 76	63.95
Dunwich.....	14,311 23	193 24	14,117 99	14,003 35	4,798 11	34.26
Easthope, South.....	24,487 06	.....	24,487 06	23,664 34	8,694 67	36.74
Ekfrid.....	12,546 61	148 10	12,398 51	12,296 72	6,481 57	52.71
Elma.....	13,980 30	178 10	13,802 20	13,719 61	4,452 72	32.46
Eramosa.....	6,437 20	1,050 50	5,386 70	5,279 40	2,989 95	56.63
Erie.....	13,825 29	1,652 52	12,172 77	12,141 48	7,689 34	63.33
Farmers' Central.....	140,850 48	10,820 07	130,030 41	130,658 63	62,908 29	48.15
Farmers' Union.....	63,938 89	2,208 60	61,730 29	61,612 88	25,557 79	41.48
Formosa.....	33,096 21	4,600 10	28,496 11	27,542 11	10,659 87	38.70
Germania.....	29,146 75	1,939 78	27,206 97	27,204 29	10,948 29	40.24
Glenarrary.....	29,608 49	2,214 00	27,394 49	26,572 03	16,309 11	61.38
Grand River.....	11,341 13	404 00	10,937 13	11,056 91	14,033 11	126.92
Grenville Patron.....	50,440 16	.....	50,440 16	48,049 84	38,242 03	79.60
Grey & Bruce.....	23,956 79	3,702 41	20,254 38	19,832 07	8,198 61	41.34
Guelph Township.....	2,888 76	238 80	2,649 96	2,688 65	1,227 50	45.65

†In these companies, "Premiums Written" consists of cash payments or instalments thereof levied, reinsurance premiums received, and assessments levied.

TABLE XI.—FIRE PREMIUMS AND LOSSES IN ONTARIO—1936—Continued

Companies	PREMIUMS WRITTEN			Net premiums earned	Net losses incurred	Ratio net losses incurred to net premiums earned					
	Gross less return premiums	Licensed reinsurance ceded	Net								
	\$	c.	\$	c.	\$	c.	%				
<b>†FARMERS' MUTUALS</b>											
Haltou Union.....	30,000	60	3,374	45	26,626	15	30,262	33	24,667	50	81.51
Hamilton Township.....	23,474	99	2,722	93	20,752	06	19,522	72	5,916	29	30.30
Hay Township.....	11,787	15	.....	.....	11,787	15	11,810	02	13,669	29	115.74
Hopewell Creek.....	3,811	36	630	66	3,180	70	3,104	99	2,611	50	84.11
Howard.....	34,336	55	857	00	33,479	55	32,745	36	25,878	31	79.03
Howick.....	45,413	35	6,245	25	39,168	10	40,508	84	21,225	45	52.40
Kent & Essex.....	77,867	12	1,315	06	76,552	06	72,264	80	39,266	91	54.34
Lambton.....	42,072	75	689	95	41,382	80	43,962	34	15,237	97	34.66
Lanark County.....	84,483	66	3,982	35	80,501	31	78,987	50	34,984	93	44.29
Lennox & Addington.....	16,180	47	526	66	15,653	81	15,915	61	5,630	80	35.38
Lobo.....	7,609	65	255	00	7,354	65	7,268	76	9,287	18	127.77
London Township.....	10,223	22	285	90	9,937	32	10,274	81	8,071	92	78.56
McGillivray.....	3,603	64	150	75	3,452	89	3,065	95	309	14	10.08
McKillop.....	21,674	12	907	89	20,766	23	21,585	11	8,137	72	37.70
Maple Leaf.....	62,963	65	4,294	25	58,669	40	56,675	58	22,451	72	39.61
Nissouri.....	29,886	01	1,661	80	28,224	92	26,657	28	14,729	96	55.26
Norfolk.....	11,277	24	343	80	10,933	44	10,648	21	8,091	89	75.99
North Kent.....	16,857	91	277	20	16,580	71	17,144	42	13,481	03	78.63
Oneida.....	4,809	42	392	00	4,417	42	4,125	74	1,507	19	36.53
Ontario Threshermen's.....	13,475	69	.....	.....	13,475	69	13,241	19	4,294	11	32.43
Otter.....	29,189	68	1,926	61	27,263	07	27,098	40	12,247	38	45.20
Oxford.....	1,946	26	452	04	1,494	22	1,627	53	494	40	30.38
Peel County.....	79,894	50	9,024	15	70,870	35	74,446	20	31,183	65	41.89
Peel & Maryborough.....	34,909	26	3,366	48	31,542	78	32,103	63	14,130	44	44.02
Prescott.....	15,684	46	1,030	00	14,654	46	13,726	04	6,832	59	49.05
Puslinch.....	4,904	03	621	07	4,282	96	4,289	43	148	00	3.45
Saltfleet & Binbrook.....	8,628	12	543	20	8,084	92	7,913	80	3,279	98	41.45
Southwold.....	10,863	54	890	86	9,972	68	9,925	45	7,187	83	72.42
Townsend.....	10,595	55	190	85	10,404	70	10,558	17	10,202	80	96.63
Usborne & Hibbert.....	12,588	85	.....	.....	12,588	85	14,889	17	19,026	25	127.79
Walpole.....	9,817	30	91	60	9,725	70	9,423	92	2,137	45	22.68
Waterloo, North.....	115,093	38	3,236	48	111,856	90	111,234	04	54,046	14	48.59
Wawanosh, West.....	41,045	90	960	23	40,085	67	40,298	90	25,064	19	62.20
Westminster Township.....	12,530	31	1,127	90	11,402	41	14,491	80	16,920	34	116.76
Williams, East.....	11,757	50	227	79	11,529	71	11,448	10	5,553	57	48.51
Yarmouth.....	10,842	67	844	74	9,997	93	9,309	87	6,391	65	68.65
Totals.....	1,741,482	29	106,455	30	1,635,026	99	1,631,546	38	927,560	35	*56.85
<b>**ASSOCIATED NEW ENGLAND FACTORY MUTUALS</b>											
American Mutual Fire Ins. Co., Providence, R.I.....	33,043	97	676	22	32,367	75	12,145,325	3,040	05	25.03	
Arkwright Mutual Fire Ins. Co., Boston, Mass.....	93,598	16	.....	.....	93,598	16	25,355,072	8,967	45	35.37	
Blackstone Mutual Fire Ins. Co., Providence, R.I.....	59,888	41	.....	.....	59,888	41	18,236,864	5,799	27	31.80	
Boston Mfrs. Mutual Fire Ins. Co., Boston, Mass.....	108,614	16	195	98	108,418	18	29,695,536	8,581	42	28.90	
Cotton & Woollen Mfrs. Mutual, Boston, Mass.....	25,794	65	.....	.....	25,794	65	6,445,965	1,401	57	21.74	
Enterprise Mutual Fire Ins. Co., Providence, R.I.....	33,043	98	676	22	32,367	76	12,145,325	3,040	05	25.03	
Fall River Mutual Fire Ins. Co., Fall River, Mass.....	33,099	10	77	83	33,021	27	9,226,570	3,343	15	36.23	
Firemen's Mutual Insurance Co., Providence, R.I.....	107,646	19	.....	.....	107,646	19	36,135,657	4,585	21	12.69	
Hope Mutual Fire Insurance Co., Providence, R.I.....	25,812	46	.....	.....	25,812	46	7,888,444	3,106	78	39.38	
Industrial Mutual Fire Ins. Co., Boston, Mass.....	12,897	30	.....	.....	12,897	30	3,222,982	700	77	21.74	
Manufacturers Mutual Fire Ins. Co., Providence, R.I.....	55,073	31	1,127	02	53,946	29	20,242,207	5,066	76	25.03	
Mechanics Mutual Fire Ins. Co., Providence, R.I.....	33,043	99	676	21	32,367	78	12,145,324	3,040	04	25.03	
Merchants Mutual Fire Ins. Co., Providence, R.I.....	36,248	44	.....	.....	36,248	44	11,529,742	3,309	47	28.70	
Mill Owners Mutual Fire Ins. Co., Chicago, Ill.....	11,529	54	.....	.....	11,529	54	3,444,385	1,164	63	33.81	
Paper Mill Mutual Insurance Co., Boston, Mass.....	11,413	65	19	60	11,394	05	2,372,228	682	89	28.79	
Philadelphia Mfrs. Mutual Ins. Co., Philadelphia, Pa.....	31,778	79	.....	.....	31,778	79	9,070,494	3,519	07	38.80	
Protection Mutual Fire Ins. Co., Chicago, Ill.....	17,294	30	.....	.....	17,294	30	5,180,521	1,746	92	33.72	
Rhode Island Mutual Fire Ins. Co., Providence, R.I.....	55,073	31	1,127	02	53,946	29	20,242,207	5,066	76	25.03	

†In these companies, "Premiums Written" consists of cash payments or instalments thereof levied, reinsurance premiums received, and assessments levied.

\*Ratio of total management cost (including adjustment expense) to total net premiums earned—18.18%.

\*\*For this class of insurer the columns should read: Cols. 1 to 3, "Premium deposits written"; Col. 4, "Net amount at risk"; Col. 6, "Ratio of net losses incurred to net amount at risk per \$100,000."

TABLE XI.—FIRE PREMIUMS AND LOSSES IN ONTARIO—1936—Continued

Companies	PREMIUMS WRITTEN			Net premiums earned	Net losses incurred	Ratio net losses incurred to net premiums earned
	Gross less return premiums	Licensed reinsurance ceded	Net			
	\$ c.	\$ c.	\$ c.	\$	\$ c.	%
<b>**ASSOCIATED NEW ENGLAND FACTORY MUTUALS</b>						
Rubber Mfrs. Mutual Insurance Co., Providence, R.I.	25,794 65		25,794 65	6,445,965	1,401 57	21.74
State Mutual Fire Insurance Co., Providence, R.I.	66,087 97	1,352 44	64,735 53	24,290,648	6,080 12	25.03
What Cheer Mutual Fire Ins. Co., Providence, R.I.	25,812 47		25,812 47	7,888,442	3,106 77	39.38
Worcester Mfrs. Mutual Ins. Co., Worcester, Mass.	32,336 04	77 83	32,258 21	9,015,105	3,121 05	34.71
Totals	934,924 84	6,006 37	928,918 47	292,365,008	79,879 77	27.32
<b>OTHER MUTUALS</b>						
Central Manufacturers	41,416 17	1,404 51	40,011 66	38,111 01	13,974 59	36.66
Hardware Dealers	99,698 52	6,980 52	92,718 00	91,514 89	26,790 32	29.27
Hardware Mutual	100,901 35	2,316 02	98,585 33	96,989 27	26,388 02	27.21
Indiana Lumbermen's	43,301 33	10,458 23	32,843 10	32,387 15	12,012 98	37.09
Lumber Mutual	46,666 22	5,988 81	40,677 41	39,968 59	8,743 06	21.87
Lumbermen's Mutual	22,446 07	864 23	21,581 84	21,756 39	3,126 94	14.37
Mill Owners	113,887 93	8,987 70	104,900 23	103,352 76	23,802 41	23.03
Minnesota Implement	105,558 29	6,753 39	98,804 90	98,116 60	28,624 65	29.17
Northwestern Mutual	234,996 19	41,423 62	193,572 57	189,937 63	37,292 90	19.63
Pennsylvania Lumbermen's	34,136 62	4,053 95	30,082 67	28,007 66	2,668 29	9.52
United Mutual	75,726 15	17,693 55	58,032 60	55,806 29	10,179 93	18.24
Totals	918,734 84	106,924 53	811,810 31	795,948 72	193,604 09	24.32
<b>CASH MUTUALS (Without Share Capital)</b>						
Economical	315,740 80	47,621 03	268,119 77	262,896 65	97,783 74	37.00
Gore District	349,684 73	47,949 99	301,734 74	313,938 23	104,647 17	33.33
Millers National	74,120 35	8,995 56	65,124 79	65,637 52	16,392 03	26.40
Perth	261,234 35	66,478 81	194,755 54	191,919 92	73,183 43	38.13
Portage La Prairie	42,042 37	110,870 93	—68,828 56	28,040 44	18,859 26	67.25
Waterloo	326,282 72	60,088 89	266,193 83	260,029 64	101,082 63	38.87
Wawanesa	569,726 07	11,899 83	557,826 24	457,363 47	196,252 08	42.90
Totals	1,938,831 39	353,905 04	1,584,926 35	1,579,825 87	608,200 34	38.50
<b>CASH MUTUALS (With Share Capital)</b>						
Commerce Mutual	116,404 15	3,525 37	112,878 78	110,738 60	18,507 98	16.71
Stanstead and Sherbrooke	114,725 92	18,817 74	95,908 18	96,610 35	33,547 97	34.72
Totals	231,130 07	22,343 11	208,786 96	207,348 95	52,055 95	25.11
<b>RECIPROCAL EXCHANGES</b>						
Affiliated Underwriters	22,740 55	2,354 96	20,385 59	16,131 52	27,331 00	169.43
American Exchange Underwriters	1,532 20		1,532 20	2,759 17	—24 25	
Canadian Reciprocal Underwriters	8,067 83		8,067 83	8,290 26	585 18	7.06
Canners Exchange Subscribers	34,165 72		34,165 72	36,728 92	9,042 12	24.62
Fireproof Sprinklered	3,860 34	151 63	3,708 71	2,350 72	716 56	30.48
Individual Underwriters	25,095 06	782 16	24,312 90	23,459 61	20,670 49	88.11
Inter-Insurers Exchange	256 35		256 35	449 27	—10 72	
Lumbermen's Underwriting Alliance	100,247 26	17,042 00	83,205 26	96,554 62	34,114 42	35.33
Mfg. Lumbermen's Underwriters*						
Metropolitan Inter-Insurers	14,459 72	514 31	13,945 41	14,625 17	15,167 46	103.71
New York Reciprocal Underwriters	16,238 30	500 15	15,738 15	14,074 60	5,081 52	36.10
Tornado Inter-Insurance Exchange	520 20		520 20	535 19		
Underwriters Exchange	1,397 53		1,397 53	918 69	—83 74	
Warner Reciprocal Insurers	960 07		960 07	807 58		
Totals	229,541 13	21,345 21	208,195 92	217,685 32	112,590 04	51.72
<b>NON-MARINE UNDERWRITERS AT LLOYDS</b>						
	361,779 70		361,779 70	278,261 03	63,422 67	22.80

\*Statement not filed.

\*\*For this class of insurer the columns should read: Col. 1 to 3, "Premium deposits written"; Col. 4, "Net amount at risk"; Col. 6, "Ratio of net losses incurred to net amount at risk per \$100,000."

TABLE XI.—FIRE PREMIUMS AND LOSSES IN ONTARIO—1936—*Concluded*

Companies	PREMIUMS WRITTEN			Net premiums earned	Net losses incurred	Ratio net losses incurred to net premiums earned
	Gross less return premiums	Licensed reinsurance ceded	Net			
RECAPITULATION	\$ c.	\$ c.	\$ c.	\$ c.	\$ c.	%
Joint Stock Companies.....	17,454,677 47	4,800,039 33	12,654,638 14	13,062,480 16	4,778,820 02	36.58
Mutual Insurance Corporations:						
(a) Farmers' Mutuals.....	1,741,482 29	106,455 30	1,635,026 99	1,631,546 38	927,560 35	56.85
(b) Associated New England Factory Mutuals.....	934,924 84	6,006 37	928,918 47	*	79,879 77	.....
(c) Other Mutuals.....	918,734 84	106,924 53	811,810 31	795,948 72	193,604 09	24.32
Cash Mutual Insurance:						
(a) Without Share Capital.....	1,938,831 39	353,905 04	1,584,926 35	1,579,825 87	608,200 34	38.50
(b) With Share Capital.....	231,130 07	22,343 11	208,786 96	207,348 95	52,055 95	25.11
Reciprocal Exchanges.....	229,541 13	21,345 21	208,195 92	217,685 32	112,590 04	51.72
Lloyds.....	361,779 70	.....	361,779 70	278,261 03	63,422 67	22.80

\*"Net premiums earned" was not calculated. The ratio of net losses incurred to net amount at risk was 27.32 per \$100,000.

TABLE XII.—AUTOMOBILE INSURANCE PREMIUMS AND LOSSES IN ONTARIO DURING 1936

Companies	PREMIUMS WRITTEN			Net premiums earned	Net losses incurred	Ratio net losses incurred to net premiums earned
	Gross less return premiums	Licensed reinsurance ceded	Net			
JOINT STOCK	\$ c.	\$ c.	\$ c.	\$ c.	\$ c.	%
Aetna Casualty.....			26,269 92	27,349 02	30,095 07	110.04
Alliance Assurance.....	26,269 92		1,059 16	1,053 47	71 88	6.82
Alliance Insurance.....	284 07		284 07	290 66	118 73	40.85
American Alliance.....	92,208 48		92,208 48	88,741 11	33,471 63	37.72
American Automobile Fire.....	351,458 52		351,458 52	341,469 65	163,736 62	47.95
American Automobile Insurance.....	34,352 10		34,352 10	46,424 72	34,235 15	73.74
American Home Fire.....	1,498 71		1,498 71	1,456 97	355 37	24.39
American Insurance.....	43,297 76	16,817 54	26,480 22	27,140 79	18,087 34	66.64
Anglo-Scottish Insurance.....	68,594 48	1,659 29	66,935 19	51,657 53	37,358 81	72.32
Atlas Assurance.....	73,973 15	557 54	73,415 61	71,053 38	46,909 33	66.02
British America Assurance.....	12,591 15	144 94	12,446 21	12,630 63	7,459 19	59.06
British Canadian.....						
British Crown.....						
British Empire.....	50,025 39	372 21	49,653 18	46,475 47	12,911 16	27.78
British General.....	5,694 74		5,694 74	5,295 83	2,429 22	45.87
British Law.....	265 90		265 90	787 36	419 46	53.27
British Oak.....	23,689 56		23,689 56	24,801 64	13,815 19	55.70
British Traders.....	54,016 43	16,442 17	37,574 26	34,408 58	16,546 56	48.09
Caledonian Insurance.....	4,098 79		4,098 79	3,673 06	2,713 21	73.87
Camden Fire.....	1,093 44	- 4 29	1,097 73	1,598 96	870 08	54.45
Canada Accident & Fire.....	54,105 44	130 45	53,974 99	53,794 05	47,814 27	88.88
Canada Security.....	24,997 65		24,997 65	25,714 59	12,344 89	48.00
Canadian Fire Insurance.....	60,560 17	150 96	60,409 21	58,730 69	31,085 95	52.93
Canadian General Insurance.....	167,864 31	11,044 06	156,820 25	164,478 62	91,446 16	55.60
Canadian Indemnity.....	66,980 63	528 46	66,452 17	63,920 88	37,658 87	58.92
Canadian Surety.....	34,466 03	305 01	34,161 02	33,542 75	18,251 01	54.41
Car & General.....	5,291 36	21 77	5,269 59	5,265 02	3,808 72	72.33
Casualty Co. of Canada.....	51,496 69	1,141 61	50,355 08	48,132 52	23,893 97	49.64
Central Insurance.....	3,607 21	3,607 21				
Century Insurance.....	63,901 78	37,222 88	26,678 90	27,261 02	18,087 34	66.35
Commercial Union.....	24,668 75	103 14	24,565 61	24,080 39	9,268 63	38.49
Consolidated Fire & Casualty.....	106,716 16	300 00	106,416 16	102,928 23	56,552 36	54.94
Continental Casualty.....	3,510 18	115 13	3,395 05	12,157 23	12,052 77	99.14
Cornhill Insurance.....	41,294 83		41,294 83	42,252 24	23,432 37	55.46
County Fire.....	951 70	894 89	56 81	60 75	23 74	39.07
Dominion of Canada General.....	276,662 17	2,863 02	273,799 15	262,501 16	112,290 39	42.78
Dominion Fire.....	128,117 04	108,160 30	19,956 74	16,992 99	8,589 37	50.55
Employers' Liability.....	249,453 59	318 81	249,134 78	244,840 28	141,460 95	57.78
Employers' Reinsurance.....	41,937 58		41,937 58	45,281 15	27,208 23	60.09
Federal Insurance.....	39,901 46		39,901 46	35,918 43	29,388 77	81.82
Fidelity of Canada.....	35,147 56	1,893 17	33,254 39	36,420 64	20,189 66	55.43
Fire Association of Philadelphia.....	162 95		162 95	182 88	-14,984 05	
First National.....	5,810 00	5,810 00				
Fonciere Fire.....						
Fonciere Transport & Accident.....	109,029 06	1,577 22	107,451 84	112,167 21	76,927 02	68.58
Franklin Fire.....	52 43	52 43				
General Accident.....	243,452 35	-3,732 97	247,185 32	233,353 89	171,221 99	73.37
General Accident, Fire & Life.....	57,768 70	-586 53	58,355 23	52,817 62	35,983 18	68.12
General Casualty of America.....	23,902 96	12,980 44	10,922 52	20,825 78	24,412 55	117.22
General Casualty of Paris.....	24,643 53	92 96	24,550 57	25,445 51	25,463 15	100.07
General Exchange.....	301,282 33		301,282 30	303,262 83	157,316 99	51.87
General Insurance of America.....	12,210 75	6,001 72	6,209 03	9,277 30	3,777 50	40.72
Glens Falls.....	196,230 59		196,230 59	153,590 58	99,282 72	64.64
Globe Indemnity.....	203,244 33	117,795 45	85,448 88	85,920 68	64,564 18	75.14
Great American Indemnity.....	6,868 36		6,868 36	7,596 20	8,622 79	113.52
Great American Insurance.....	2,840 65	340 88	2,499 77	2,687 72	1,044 76	38.87
Guardian Insurance of Canada.....	61,969 58	295 69	61,673 89	56,519 85	35,340 16	62.53
Guilddhall Insurance.....	106,415 33	620 98	105,794 35	100,154 17	64,076 85	63.98
Halifax Fire.....	122,812 29	5,265 21	117,547 08	94,381 74	75,136 35	79.61
Hand-in-Hand.....	4,520 88		4,520 88	4,719 46	318 76	6.76
Hartford Accident & Indemnity.....	59,936 37		59,936 37	57,398 94	36,604 83	63.77
Hartford Fire.....	7,102 32		7,102 32	7,319 19	1,254 48	17.14
Home Insurance.....	94,537 37		94,537 37	73,929 98	46,887 01	63.42
Homestead Fire.....	88,883 09	88,883 09				
Hudson Bay.....	6,492 62	6,492 62				
Imperial Guarantee & Accident.....	32,462 57	306 36	32,156 21	31,875 26	5,217 28	16.37
Imperial Insurance Office.....	6,583 17	43 07	6,540 10	7,012 85	2,388 47	34.06
Indemnity Insurance of N.A.....	17,236 28		17,236 28	18,152 30	13,867 42	76.39
Insurance Co. of North America.....	5,183 29		5,183 29	5,028 51	685 02	13.62
Law, Union & Rock.....	69,268 30	1,036 03	68,232 27	58,780 41	46,125 81	78.47
Legal & General.....	24,986 27		24,986 27	19,784 99	9,820 28	49.64
Liverpool & London & Globe.....	84,041 81	34,507 02	49,534 79	51,131 88	52,141 68	101.97
Liverpool-Manitoba.....	15,405 38	6,347 00	9,058 38	9,133 05	6,701 96	73.38
London Assurance.....	7,762 43	18 20	7,744 23	7,378 20	10,404 74	141.02
London-Canada.....	10,218 34	1,017 40	9,200 94	9,329 67	604 12	6.48
London & County.....	219 88		219 88	191 24	13 25	6.93
London Guarantee & Accident.....	97,345 87		97,345 87	93,933 45	57,065 33	60.75
London & Lancashire Guar. & Acc.....	59,663 18	6,025 84	53,637 34	60,222 10	36,415 66	60.47
London & Lancashire.....	28,951 28	44 00	28,907 28	29,355 89	23,120 82	78.76
London Provincial Marine & Gen.....	8,010 62		6,010 62	5,476 68	1,041 44	19.01
London & Scottish.....	4,520 28		4,520 28	4,371 72	3,452 26	85.96
Marine Insurance.....	1,950 74	1,059 11	891 63	901 10	607 19	67.37

TABLE XII.—AUTOMOBILE INSURANCE PREMIUMS AND LOSSES IN ONTARIO DURING 1936—*Concluded*

Companies	PREMIUMS WRITTEN			Net premiums earned	Net losses incurred	Ratio net losses incurred to net premiums earned						
	Gross less return premiums	Licensed reinsurance ceded	Net									
	\$	c.	\$	c.	\$	c.	%					
<b>JOINT STOCK</b>												
Maryland Casualty.....	27,142	79		27,142	79	21,398	36	9,816	02	45	87	
Merchants Casualty.....	118,101	38	2,435	58	115,665	80	113,544	18	74,772	36	65	85
Merchants Fire.....	16,483	50	135	06	16,348	44	12,713	45	10,639	62	83	69
Merchants Marine.....	218	46		218	46	309	17	145	57	47	08	
Mercury.....	859	01		859	01	780	05	530	32	67	99	
Metropolitan Casualty of N.Y.....	108,097	26		108,097	26	94,873	60	93,995	41	99	07	
Motor Union Insurance.....	12,129	99	116	84	12,013	15	13,420	46	304	23	2	26
National-Ben Franklin.....	2,314	58		2,314	58	1,942	17	1,073	23	55	26	
National Liberty.....	360	82	360	82								
National Union Fire.....	4,972	04		4,972	04	3,808	94	2,415	35	63	42	
Newark Fire.....	13,078	16	6,607	63	6,470	53	6,642	98	4,093	94	61	63
New Hampshire Fire.....	1,539	20		1,539	20	1,262	99	641	79	50	83	
New York Underwriters.....						8	52					
North British & Mercantile.....	42,415	48		42,415	48	42,432	28	32,489	02	76	57	
Northern Assurance.....	57,380	14	3,833	87	53,546	27	53,265	40	33,456	83	62	81
Northwest Casualty.....	19,103	06	750	42	18,352	64	18,075	08	8,665	75	47	94
Northwestern National.....	5,230	84		5,230	84	4,657	10	3,407	83	73	17	
Norwich Union Fire.....	134,330	94	5,105	69	129,225	25	128,089	38	68,869	64	53	77
Occidental Fire.....	3,051	43	152	57	2,898	86	3,033	49	3,726	13	122	83
Ocean Accident & Guarantee.....	146,034	05	4,335	69	141,698	36	137,920	77	85,374	96	60	25
Pacific Coast Fire.....	31,319	76	5,104	33	26,215	43	26,869	40	18,087	34	67	32
Palatine Insurance.....	3,640	30	51	08	3,589	22	3,947	96	383	06	9	71
Patriotic Assurance.....	323	64		323	64	224	61	44	98	20	03	
Pearl Assurance.....	30,657	29		30,657	29	28,975	48	13,341	83	46	05	
Phoenix Assurance.....	32,258	80		32,258	80	30,432	19	15,890	64	51	23	
Pilot.....	452,304	13	699	11	451,605	02	492,800	14	293,591	47	59	58
Pioneer.....	1,416	99	1,416	99								
Providence-Washington.....	4,486	96		4,486	96	3,551	61	1,363	47	38	39	
Provident Assurance.....	24,306	45	-5,692	20	29,998	65	64,673	56	70,827	57	107	81
Provincial Insurance.....	52,726	33		52,726	33	49,341	13	43,361	72	87	88	
Prudential Assurance.....	76,287	91	771	42	75,516	49	70,026	72	41,728	80	59	59
Queen.....	11,853	09	4,083	37	7,769	72	7,983	55	4,912	73	61	54
Railway Passengers.....	25,451	08	88	79	25,362	29	24,587	09	6,417	00	26	10
Rhode Island.....			359	25	27,315	83	28,344	53	13,120	30	46	29
Royal Exchange.....	27,675	08		27,675	08	26,347	72	84,077	12	79	06	
Royal Insurance.....	259,695	56	153,983	74	105,711	82	106,347	72	49,699	12	79	06
St. Paul Fire & Marine.....	77,571	20		77,571	20	63,341	30	49,699	68	78	46	
St. Paul Mercury Indemnity.....	3,674	26		3,674	26	3,286	10	1,474	08	44	86	
Scottish Metropolitan.....	19,305	06		19,305	06	18,607	61	11,891	69	63	91	
Scottish Union & National.....	23,493	02	55	67	23,437	35	20,232	57	16,156	09	79	85
Security Insurance of New Haven.....	2,377	08		2,377	08	2,284	28	462	30	20	24	
Sentinel Fire.....												
Southern.....	12,903	98	4,077	24	8,826	74	9,046	94	6,029	09	66	64
Springfield Fire & Marine.....			83	50	28,433	84	28,158	27	12,885	09	45	76
Sun Insurance Office.....	127,512	08	5,962	40	121,549	68	134,039	38	63,009	32	47	00
Toronto General.....	15,334	09		15,334	09	15,773	15	2,951	66	18	71	
Travelers Fire.....	115,522	41		115,522	41	113,270	62	52,775	53	46	59	
Travelers Indemnity.....	19,618	78	149	57	19,469	21	18,322	35	9,903	81	54	05
Union Assurance.....	143,941	01	319	59	143,621	42	129,704	98	75,386	60	58	12
Union Fire, Accident & General.....	99,689	75	28,812	07	70,877	68	71,987	85	33,970	34	47	19
Union of Canton.....	16,003	54		16,003	54	14,862	30	5,914	75	39	80	
United British.....	20,838	23	121	01	20,717	22	19,805	41	10,855	60	54	81
United States Fidelity & Guaranty.....	31,817	90		31,817	90	31,116	97	65,431	39	210	27	
United States Guarantee.....	5,727	62		5,727	62	5,376	93	4,206	03	78	22	
Wapiti.....	21,982	60		21,982	60	19,482	18	13,301	23	68	27	
Wellington Fire.....	164,721	52	300	00	164,421	52	148,395	63	100,305	80	67	59
Western Assurance.....	167,953	78	2,095	90	165,857	88	155,497	96	103,183	05	66	36
Westminster Fire Office.....	3,840	58	3,840	58								
World Marine & General.....	41,429	06	20,714	53	20,714	53	20,095	73	13,171	40	65	54
Yorkshire Insurance.....	35,368	75	215	28	35,153	47	36,466	09	15,998	93	43	87
Zurich Gen. Acc. & Liability.....	113,601	74	157	32	113,444	42	104,367	43	64,000	75	61	32
<b>MUTUALS</b>												
Central Manufacturers.....	27,146	02		27,146	02	25,736	36	4,070	99	15	82	
Hardware Dealers.....	1,790	11		1,790	11	1,719	20	467	15	27	17	
Hardware Mutual.....	1,790	11		1,790	11	1,719	20	467	15	27	17	
Lumbermen's Mutual Casualty.....	149,452	15		149,452	15	146,312	95	87,810	82	60	02	
Lumbermen's Mutual Insurance.....						23	25					
Minnesota Implement.....	1,790	11		1,790	11	1,719	21	467	15	27	17	
Northwestern Mutual.....	27,260	83	300	00	26,960	83	20,193	84	8,616	43	42	67
Portage La Prairie.....	-275	39		-275	39	-263	59	-2,948	99			
Wawanesa Mutual.....	174,960	19	21,195	12	153,765	07	144,818	30	106,249	38	73	37
<b>OTHER</b>												
Non-Marine Underwriters at Lloyds.....	708,803	83		708,803	83	527,054	53	408,573	17	77	51	
Totals.....	8,690,792	38	770,183	32	7,920,609	06	7,553,033	53	4,717,954	86	62	46

TABLE XIII.—CASUALTY AND MISCELLANEOUS (OTHER THAN AUTOMOBILE)  
PREMIUMS AND LOSSES IN ONTARIO DURING 1936,  
ACCORDING TO CLASSES OF INSURANCE

Companies	PREMIUMS WRITTEN			Net premiums earned	Net losses incurred	Ratio net losses incurred to net premiums earned
	Gross less return premiums	Licensed reinsurance ceded	Net			
JOINT STOCK	\$ c.	\$ c.	\$ c.	\$ c.	\$ c.	%
Aetna Life.....	425 01		425 01	385 94		
Alliance Assurance.....	4,025 04	281 48	3,743 56	3,518 82	714 52	20.30
Anglo-Scottish.....	9,192 91		9,192 91	5,533 11	9,901 07	178.94
Atlas Assurance.....	235 00		235 00	227 20		
British America.....	7,033 34	300 00	6,733 34	6,317 82	5,216 92	82.57
British Canadian.....	2,186 58		2,186 58	2,102 04	380 00	18.08
British Empire.....	4,281 69	150 00	4,131 69	3,790 98	1,546 11	40.78
British North Western.....	3,435 42	85 55	3,349 87	3,393 95	4,220 66	124.36
Canada Accident & Fire.....	19,406 94	2,457 52	16,949 42	17,134 43	6 83	.04
Canada Security.....	3,515 75	145 34	3,370 41	3,508 81	835 32	23.80
Canadian Fire.....	2,270 55		2,270 55	2,266 54	905 33	39.94
Canadian General.....	1,842 73	1,712 32	130 41	1,386 10	-1,702 00	
Canadian Indemnity.....	5,983 04	2,270 55	3,712 49	3,428 02	1,336 42	38.99
Canadian Surety.....						
Car & General.....	1,462 15	141 85	1,320 30	1,469 81	500 39	34.04
Casualty Co. of Canada.....	23,780 56	1,452 04	22,328 52	21,773 54	3,521 08	16.17
Century Insurance.....	8,834 26		8,834 26	7,622 45	1,070 25	14.04
Commercial Union.....	3,628 79	773 04	2,855 75	2,723 92	607 73	22.31
Confederation.....	3,526 01		3,526 01	3,347 01		
Consolidated Fire.....	998 32		998 32	798 77	39 65	4.96
Continental Casualty.....	125,474 43	322 01	125,152 42	122,160 87	43,212 92	35.37
Dominion of Canada General.....	125,743 43	7,697 75	118,045 68	115,145 27	38,262 03	33.22
Dominion Fire.....	1,556 81	1,556 81				
Employers' Liability.....	131,429 66	498 57	130,931 09	127,975 07	47,809 10	37.35
Fidelity Insurance of Canada.....	9,379 05	4,762 97	4,616 08	5,254 16	1,328 28	25.28
Fidelity & Casualty of New York.....	287 71		287 71	337 48		
Fonciere Transport.....	13,666 66	659 16	13,007 50	11,898 62	6,665 88	56.02
General Accident of Canada.....	55,426 35	-425 54	55,851 89	54,839 79	24,170 20	44.07
General Accident, Fire & Life.....	20,127 92	-283 42	20,411 34	19,586 09	7,089 46	36.19
General Casualty of Paris.....	10,134 51	168 92	9,965 59	9,530 06	1,886 37	19.79
Globe Indemnity.....	55,180 35	29,324 73	25,855 62	25,039 66	8,757 18	34.97
Guardian Insurance of Canada.....	23,684 11	245 55	23,438 56	24,099 34	15,057 25	62.48
Guildhall.....	2,797 69	171 61	2,626 08	2,400 18	1,472 95	61.37
Hartford Accident & Indemnity.....	3,486 25	122 22	3,364 03	3,443 41	96 02	2.79
Hudson Bay.....	100 30	100 30				
Imperial Guarantee & Accident Co.....	39,573 72	1,123 79	38,449 93	38,826 02	27,274 53	70.25
Imperial Insurance Office.....	3,344 66		3,344 66	3,401 26	424 78	12.49
Indemnity Ins. of North America.....	5,075 19	43 01	5,032 18	5,707 30	3,878 39	67.95
Law, Union & Rock.....	14,295 25	319 34	13,975 91	12,667 50	11,395 68	89.96
Legal & General.....	1,076 75		1,076 75	1,109 27	94 72	8.54
Liverpool & London & Globe.....	8,559 34	5,193 42	3,365 92	3,277 88	972 91	29.68
London Guarantee & Accident.....	27,660 73	116 67	27,544 06	27,431 37	16,073 24	58.59
London & Lancashire G. & A.....	28,848 07	2,407 79	26,440 28	25,823 18	13,124 20	50.82
London Assurance.....	668 56	11 25	657 31	396 69		
London & Provincial.....	3,853 09		3,853 09	3,853 87	2,645 29	68.63
London & Scottish.....	442 55		442 55	481 33	113 00	25.47
Maryland Casualty.....	15,432 17		15,432 17	13,230 80	5,007 82	38.53
Metropolitan Casualty.....	3,492 75		3,492 75	3,117 16	596 52	19.14
Motor Union.....	1,857 84	30 00	1,827 84	1,870 58	1,327 97	70.99
North American Accident.....	1,163 03	12 93	1,150 10	1,090 21	246 33	22.59
North British & Mercantile.....	15,511 46		15,511 46	14,518 82	1,270 97	8.75
Northern Assurance.....	8,617 69	2,935 62	5,682 07	5,893 69	1,631 11	27.67
Norwich Union.....	29,102 34	1,448 59	27,653 75	27,278 11	14,666 50	53.76
Occidental Fire.....	1,797 84	223 16	1,574 68	1,481 12	-218 36	
Occidental Life.....	2,232 74		2,232 74	2,295 65	2,507 61	109.23
Ocean Accident & Guarantee.....	74,536 22	1,106 69	73,429 53	73,848 06	22,810 69	31.06
Pacific Coast Fire.....						
Pearl Assurance.....	1,026 60	167 96	858 64	815 74	116 50	14.28
Phoenix Assurance.....	6,178 95		6,178 95	5,597 40	1,056 97	18.88
Pilot.....	294 75		294 75	284 62	133 32	46.84
Provident.....						
Prudential Assurance.....	17,799 59	245 08	17,554 51	15,157 08	3,945 16	26.03
Railway Passengers.....	19,783 65		19,783 65	19,826 04	16,135 59	81.39
Royal Exchange.....	7,840 80	1,585 48	6,255 32	6,343 54	4,012 33	63.25
Royal Insurance.....	53,660 30	28,750 88	24,909 42	24,088 07	8,288 96	34.41
Scottish Metropolitan.....	1,762 49	5 00	1,757 49	1,776 51	256 77	14.45
Sun Insurance Office.....	15,664 72		15,664 72	14,299 35	11,076 82	77.46
Toronto General.....	2,145 38	1,898 36	247 02	1,171 98		
Travelers Indemnity.....						
Travelers Insurance.....	133,612 04		133,612 04	131,568 76	85,359 56	64.88
Union Assurance Society.....	3,760 53	217 69	3,542 84	3,534 01	-2,444 30	
Union of Canton.....	22,003 67		22,003 67	21,879 54	16,837 75	76.96
Union Marine.....	2,993 01		2,993 01	2,496 18	298 73	11.97
U.S. Fidelity & Guarantee.....	16,028 38	628 78	15,399 60	16,143 39	7,616 04	47.18
Western.....	18,647 04	401 75	18,245 29	17,043 90	6,493 63	38.10
World Marine & General.....	6,527 71	3,948 41	2,579 30	2,779 84	888 56	31.96
Yorkshire.....	26,349 83	7 25	26,342 58	26,709 65	12,870 82	47.81
Zurich.....	19,217 45	11 19	19,206 26	19,296 26	8,283 24	43.45



TABLE XIII.—CASUALTY AND MISCELLANEOUS (OTHER THAN AUTOMOBILE) PREMIUMS AND LOSSES IN ONTARIO DURING 1936, ACCORDING TO CLASSES OF INSURANCE—Continued

ACCIDENT—Concluded

Companies	PREMIUMS WRITTEN			Net premiums earned	Net losses incurred	Ratio net losses incurred to net premiums earned
	Gross less return premiums	Licensed reinsurance ceded	Net			
MUTUALS	\$ c.	\$ c.	\$ c.	\$ c.	\$ c.	%
Lumbermen's Mutual Casualty . . . . .	1,043 86		1,043 86	1,022 26	300 00	29.35
Metropolitan Life . . . . .	71,948 61		71,948 61	74,271 54	35,985 00	48.45
Mutual Benefit H. & A. . . . .						
Prudential Insurance . . . . .	939 25		939 25	923 97	1,125 75	121.84
<b>OTHER</b>						
Lloyds . . . . .	21,408 51		21,408 51	17,021 38	16,039 87	94.02
Totals . . . . .	1,442,318 43	107,531 42	1,334,787 01	1,304,090 14	585,518 89	44.90

ACCIDENT AND SICKNESS COMBINED

Aetna Life . . . . .	42,372 57		42,372 57	41,702 55	27,889 82	66.88
Alliance Ass'ce . . . . .						
British America . . . . .						
British Canadian . . . . .						
British Empire . . . . .						
British North Western . . . . .						
Canada Accident . . . . .						
Canada Security . . . . .						
Canadian Indemnity . . . . .						
Car and General . . . . .			417 73	417 73	11 65	2.78
Casualty of Canada . . . . .	417 73					
Commercial Union . . . . .						
Confederation Life . . . . .	44,784 80	6,682 30	38,102 50	37,781 34	27,471 70	72.71
Consolidated Fire . . . . .	-50 09		-50 09	173 69	214 65	123.52
Continental Casualty . . . . .						
Dominion of Canada General . . . . .	4,300 49		4,300 49	4,300 49	1,049 70	24.40
Employers' Liability . . . . .						
Employers' Reinsurance . . . . .	4,145 17		4,145 17	5,135 61	3,202 31	62.35
Fidelity and Casualty . . . . .						
Fidelity of Canada . . . . .						
General Accident of Canada . . . . .	15,022 81		15,022 81	14,463 81	7,023 82	48.56
Gen. Accident, Fire & Life . . . . .	814 10		814 10	685 06	112 28	16.38
Gen. Casualty of Paris . . . . .	5,516 08		5,516 08	4,960 16	1,119 32	22.56
Globe Indemnity . . . . .						
Guardian Insurance of Canada . . . . .						
Guildhall . . . . .						
Hartford Accident . . . . .						
Hudson Bay . . . . .						
Imperial Guarantee . . . . .						
Imperial Insurance Office . . . . .	87 84		87 84	87 30	8 00	9.16
Indemnity of North America . . . . .						
Law, Union & Rock . . . . .						
Legal and General . . . . .						
Liverpool & London & Globe . . . . .						
London Guarantee & Accident . . . . .	19,097 65		19,097 65	19,347 64	9,347 07	48.31
London & Lancashire Guarantee . . . . .						
London Life . . . . .	162,228 96	15,475 20	146,753 76	144,639 76	91,192 07	63.05
London & Provincial . . . . .	2,880 10		2,880 10	2,841 67	615 23	21.65
London & Scottish . . . . .						
Loyal Protective Insurance . . . . .	127,749 26		127,749 26	125,634 03	75,441 16	60.05
Maryland Casualty . . . . .	3,041 27		3,041 27	1,884 06	9,198 96	488.25
Merchants Casualty . . . . .	77,967 68	3,239 44	74,728 24	76,655 62	35,762 16	46.65
Metropolitan Life (Mutual) . . . . .	220,111 76		220,111 76	219,973 47	123,001 00	55.92
Mutual Benefit H. & A. (Mutual) . . . . .	90,412 53		90,412 53	78,526 03	34,953 09	44.51
North American Accident . . . . .	19,814 48		19,814 48	19,814 48	8,593 66	43.37
North British & Mercantile . . . . .						
Northern Ass'ce . . . . .						
Norwich Union . . . . .						
Occidental Fire . . . . .						
Occidental Life . . . . .						
Ocean Accident . . . . .						
Phoenix of London . . . . .						
Pilot . . . . .						
Protective Association . . . . .	190,696 96		190,696 96	190,944 26	133,222 10	69.77
Provident . . . . .	9,456 73	70 76	9,385 97	9,650 31	4,196 74	43.49
Prudential Ass'ce . . . . .	3,316 97		3,316 97	5,247 38	1,143 95	21.80
Prudential Insurance (Mutual) . . . . .						
Railway Passengers . . . . .						
Royal Exchange . . . . .						

TABLE XIII.—CASUALTY AND MISCELLANEOUS (OTHER THAN AUTOMOBILE) PREMIUMS AND LOSSES IN ONTARIO DURING 1936, ACCORDING TO CLASSES OF INSURANCE—*Continued*

ACCIDENT AND SICKNESS COMBINED—*Concluded*

Companies	PREMIUMS WRITTEN			Net premiums earned	Net losses incurred	Ratio net losses incurred to net premiums earned
	Gross less return premiums	Licensed reinsurance ceded	Net			
	\$ c.	\$ c.	\$ c.			
Royal Guardians (Mutual).....						
Royal Insurance.....						
Scottish Metropolitan.....						
Sun Insurance Office.....	196 20		196 20	196 20	-32 82	
Toronto General.....	533 10		533 10	307 55	355 75	115.67
Travelers Insurance.....						
Union Assurance.....						
Union of Canton.....						
Union Marine.....						
United States Fidelity.....						
Western Ass'ce.....						
World Marine & General.....						
Yorkshire.....	15,314 02		15,314 02	15,384 83	8,787 97	57 12
Zurich.....						
Totals.....	1,060,229 17	25,467 70	1,034,761 47	1,020,755 03	603,881 34	59.16

AIRCRAFT

British America.....				4 00		
Continental Insurance.....	286 06		286 06	203 20		
Fidelity & Casualty of New York.....	490 90		490 90	656 20	131 25	20.00
Fidelity of Canada.....						
Great American Indemnity.....	294 40		294 40	437 67		
Great American Insurance.....	-68 43		-68 43	778 76	1,500 00	192.61
Hartford Accident.....						
Hartford Fire.....						
Imperial Guarantee.....						
Insurance Co. of North America.....	386 45		386 45	135 09		
Lloyds.....	51,367 14		51,367 14	43,971 59	10,529 09	23.95
London Guarantee.....	543 75		543 75	543 08		
London & Lancashire Ins. Co.....	63 00		63 00	65 34		
Marine Insurance.....	493 98	161 46	332 52	232 79	65 00	27.92
Maryland Casualty.....						
National Fire of Hartford.....						
New York Underwriters.....						
Phoenix of London.....	1,542 73		1,542 73	994 19		
Travelers Fire.....						
United States Fidelity.....						
United States Fire.....						
Westchester.....						
Western Ass'ce.....	11 28		11 28	6 77		
Totals.....	55,411 26	161 46	55,249 80	48,028 68	12,225 34	25.45

BOILER AND MACHINERY

Boiler Inspection.....	146,261 84		146,261 84	171,619 30	17,598 35	0.25
British Canadian.....	376 00	369 90	6 10	7 37		
Canada Accident.....	871 20	871 20				
Dominion of Canada General.....	11,003 21	11,003 21				
Employers' Liability.....	11,445 41	308 01	11,137 40	8,196 75	2,128 98	25.97
Fidelity & Casualty of New York.....	540 06		540 06	1,197 03		
General Accident of Canada.....	67,159 51		67,159 51	76,992 01	12,593 32	16.36
Globe Indemnity.....	4,081 37	700 49	3,380 88	3,867 89	2,448 22	63.30
Guardian Insurance of Canada.....	3,135 43	369 37	2,766 06	7,152 36		
Hartford Steam Boiler.....	5,849 26		5,849 26	5,849 26		
Hudson Bay.....						
Liverpool & London & Globe.....	796 13	421 36	374 77	610 00	272 03	44.60
Lloyds.....	7,948 16		7,948 16	4,327 47	787 98	18.21
London Guarantee.....	566 42		566 42	388 86		
London & Provincial.....						
Maryland Casualty.....	9,091 90		9,091 90	7,582 56	428 54	5.65
Northern Assurance.....	792 89	792 89				
Ocean Accident & Guarantee.....	23,111 64	6 10	23,105 54	27,316 60	3,996 62	17.29
Pilot.....						
Royal Insurance.....	6,983 33	3,756 53	3,226 80	6,493 08	2,317 25	35.69
Travelers Indemnity.....	45,871 15		45,871 15	46,134 97	2,748 29	5.96
Western.....	437 37	437 37		34 00		
World Marine & General.....	79 13	79 13				
Yorkshire.....	590 23	590 23				
Totals.....	346,991 64	19,705 79	327,285 85	367,769 51	45,319 58	12.32

TABLE XIII.—CASUALTY AND MISCELLANEOUS (OTHER THAN AUTOMOBILE) PREMIUMS AND LOSSES IN ONTARIO DURING 1936, ACCORDING TO CLASSES OF INSURANCE—*Continued*

CREDIT

Companies	PREMIUMS WRITTEN			Net premiums earned	Net losses incurred	Ratio net losses incurred to net premiums earned
	Gross less return premiums	Licensed reinsurance ceded	Net			
	\$ c.	\$ c.	\$ c.			
American Credit.....	96,789 28		96,789 28	94,171 97	1,251 60	1.33
Lloyds.....	1,000 00		1,000 00	600 00		
National Surety.....						
Totals.....	97,789 28		97,789 28	94,771 97	1,251 60	1.32

EMPLOYERS' LIABILITY

Aetna Life.....			7 50		4 45	
Anglo-Scottish.....	7 50					
Atlas Assurance.....	328 22			328 22		
Alliance Assurance.....	273 13			273 13	130 70	54.61
British America.....	25 00			25 00		
British Canadian.....	77 12			77 12	44 25	
British Empire.....	557 26			557 26	483 40	
British Northwestern Fire.....	729 86			729 86	600 82	50.03
Canada Accident.....	126 00			126 00	93 30	
Canada Security.....	1,427 15	743 26		683 89	767 42	
Canadian General.....	1,365 14		1,365 14	1,636 47		
Canadian Indemnity.....	50 20		50 20	59 71	66 50	111.37
Canadian Surety.....	129 38		57	128 81	92 91	
Car & General.....	378 67			378 67	336 28	6.43
Casualty Co. of Canada.....					21 65	
Consolidated Fire.....	302 74			302 74	389 53	
Continental Casualty.....	1,330 74	202 98		1,127 76	1,169 91	671 50
Dominion of Canada General.....	26,216 79			26,216 79	24,323 47	9,464 26
Employers' Liability.....	648 90			648 90	732 53	
Employers' Reinsurance.....	199 49			199 49	220 79	
Fidelity Casualty of New York.....	2,421 08			2,421 08	2,279 99	441 26
Fidelity Insurance of Canada.....	452 36	430 44		21 92	710 25	2,398 86
Fonciere Accident.....	10,279 22	159 70		10,119 52	9,939 84	-1,713 43
General Accident of Canada.....	403 39	71 65		331 74	314 12	
General Accident, Fire & Life.....	634 88			634 88	553 00	685 93
General Casualty of Paris.....	16,166 88	9,967 36		6,199 52	5,716 06	3,288 06
Globe Indemnity.....	1,006 00			1,006 00	2,206 56	2,790 16
Guardian Insurance of Canada.....	85 17			85 17	58 74	253 00
Guildhall.....	4,751 29			4,751 29	4,905 88	2,218 26
Hartford Accident & Indemnity.....						45 22
Hudson Bay.....	418 41	7 20		411 21	272 33	-46 00
Imperial Guarantee & Accident.....						
Imperial Insurance Office.....	31 74			31 74	12 34	
Indemnity Ins. of North America.....	4,127 32			4,127 32	4,106 06	477 28
Law, Union & Rock.....	1,841 42	1,151 78		689 64	587 07	366 45
Liverpool & London & Globe.....	938 09			938 09	949 26	
Lloyds.....	37 33	25 43		11 90	7 14	
London Assurance.....	1,064 59			1,064 59	995 09	5,656 71
London Guarantee & Accident.....	1,051 51	21 81		1,029 70	1,126 35	-509 16
London & Lancashire Guar. & Acc.....	142 00			142 00	97 99	75 00
London & Provincial.....	254 74			254 74	294 24	9 00
London & Scottish.....	176 36			176 36	201 81	
Maryland Casualty.....						
Merchants Casualty.....						
Metropolitan Casualty.....	1,159 31			1,159 31	1,168 18	255 41
North British & Mercantile.....	3,053 47			3,053 47	2,819 23	2,320 67
Northern Assurance.....	2,066 42	87 08		1,979 34	1,778 88	452 26
Norwich Union.....	2,914 43	10 00		2,904 43	2,673 39	766 95
Ocean Accident & Guarantee.....	871 25			871 25	811 63	429 09
Phoenix of London.....	879 97			879 97	656 62	140 00
Pilot.....	50 00			50 00	49 98	171 25
Provident Assurance.....	6,544 78	134 30		6,410 48	5,172 23	1,149 88
Prudential Assurance.....	369 57			369 57	270 14	59 41
Railway Passengers.....	347 46	23 64		323 82	322 32	67 50
Royal Exchange.....	12,756 23	6,888 36		5,867 87	5,411 11	3,112 93
Royal Insurance.....	381 63			381 63	250 71	10 00
Scottish Metropolitan.....	533 63			533 63	466 24	12 75
Sun Insurance Office.....	1,370 55	5 12		1,365 43	1,060 12	75 00
Toronto General.....	11,060 44			11,060 44	10,894 23	5,916 50
Travelers Insurance.....	7,041 17	226 87		6,814 30	7,667 44	31 31
Union of Canton.....	30 00			30 00		20 80
Union Marine.....	102 59			102 59	67 08	-34 69
United States Fidelity.....	1,694 67			1,694 67	1,852 15	845 56
Western.....	5,218 52	2,609 26		2,609 26	2,487 83	2,165 74
World Marine & General.....	690 13			690 13	551 29	405 79
Yorkshire.....	5,951 76			5,951 76	4,973 80	2,092 18
Zurich.....						42.06
MUTUAL						
Lumbermen's Mutual Casualty.....						
Totals.....	145,545 05	22,766 81		122,778 24	118,301 77	47,492 09

TABLE XIII.—CASUALTY AND MISCELLANEOUS (OTHER THAN AUTOMOBILE) PREMIUMS AND LOSSES IN ONTARIO DURING 1936, ACCORDING TO CLASSES OF INSURANCE—Continued

Companies	PREMIUMS WRITTEN			Net premiums earned	Net losses incurred	Ratio net losses incurred to net premiums earned
	Gross less return premiums	Licensed reinsurance ceded	Net			
	\$ c.	\$ c.	\$ c.			
Aetna Casualty	1,671 44		1,671 44	1,671 44	909 83	54 43
Alliance Assurance	2,158 25	210 27	1,947 98	1,685 48	-271 41	.....
American Surety	8,280 90		8,280 90	8,022 36	6,480 28	80 77
British America	8,009 76	1,970 81	6,038 95	5,914 52	899 91	15 22
British Canadian	229 90		229 90	240 89	512 80	212 88
British Empire	1,122 15	100 00	1,022 15	940 20	5,271 75	560 71
Canada Accident & Fire	4,930 21	930 95	3,999 26	4,119 79	1,243 95	30 19
Canada Security	1,654 01	66 83	1,587 18	1,373 41	28 15	2 05
Canadian Fire	4,372 22		4,372 22	4,022 55	311 62	7 74
Canadian General	64,250 94	25,231 95	39,018 99	45,446 74	6,828 50	15 02
Canadian Indemnity	31,180 24	7,023 53	24,156 71	24,138 47	5,803 81	24 04
Canadian Surety	74,137 69	18,493 73	55,643 96	52,552 75	13,541 04	25 77
Casualty Co. of Canada	4,964 93	1,211 77	3,753 16	3,903 80	1,140 91	29 22
Century Insurance	2,210 97		2,210 97	1,824 95	386 51	21 18
Consolidated Fire	3,456 24	1,689 15	1,767 09	3,048 67	1,160 18	38 05
Dominion of Canada General	83,488 45	5,788 64	77,699 81	73,936 41	33,150 89	44 83
Employers' Liability	51,005 26	6,395 62	44,609 64	39,613 29	7,753 81	19 57
Employers' Reinsurance	15,699 93		15,699 93	11,281 77	811 35	7 19
Fidelity & Casualty of New York	192 00		192 00	115 20		.....
Fidelity Insurance of Canada	91,324 91	37,041 36	54,283 55	52,239 53	757 65	1 45
General Accident of Canada	55,399 98	8,212 24	47,187 74	57,565 39	36,032 91	62 59
General Casualty of Paris	2,338 22	67 00	2,271 22	1,183 00	1,126 44	95 21
Globe Indemnity	26,489 89	7,330 45	19,159 44	13,620 38	4,762 21	34 96
Grain Insurance				186 43		.....
Guarantee Co. of North America	58,737 90	5,850 00	52,887 90	62,641 72	3,762 32	6 01
Guardian Insurance of Canada	26,308 66	150 00	26,158 66	21,884 52	2,869 77	13 11
Hartford Accident & Indemnity	4,129 70		4,129 70	3,513 86	1,075 00	30 59
Hudson Bay	86 51	86 51				.....
Imperial Guarantee & Accident	21,471 66	705 43	20,766 23	21,390 80	1,804 55	8 44
Imperial Insurance Office	370 76	68 92	301 84	277 46		.....
Indemnity of North America	24,438 65	1,950 06	22,488 59	20,725 04	-222 14	.....
International Fidelity	1,333 25		1,333 25	1,357 54		.....
Law, Union & Rock	442 83	114 10	328 73	299 89		.....
Liverpool & London & Globe	27,772 14	20,604 00	7,168 14	5,131 99	529 80	10 32
Lloyds	30,727 53		30,727 53	20,881 44	217 05	1 04
London Guarantee & Accident	48,203 64	6,575 36	41,628 28	44,497 54	6,771 68	15 22
London & Lancashire G. & A.	28,732 52	9,174 50	19,558 02	20,833 41	-21,344 60	.....
London & Provincial	102 38		102 38	178 29	135 75	76 13
Maryland Casualty	8,624 77		8,624 77	7,658 00	-676 66	.....
Metropolitan Casualty	469 22		469 22	363 15		.....
National Surety	18,031 48	697 43	17,334 05	19,612 00	11,069 75	56 44
North British & Mercantile	2,664 16		2,664 16	2,066 15	273 11	13 22
Northern Assurance	1,615 69	208 88	1,406 81	1,532 35	-500 00	.....
Norwich Union Fire	13,484 51	2,315 06	11,169 45	10,429 52	1,262 59	12 10
Ocean Accident & Guarantee	33,273 09	7,041 49	26,231 60	22,909 85	15,219 03	58 01
Pearl Assurance	3,789 82	1,009 15	2,780 67	2,762 55	-111 16	.....
Phoenix Assurance, London	16,851 13	244 92	16,606 21	11,401 41		.....
Pilot	6,034 23	20 86	6,013 37	4,869 32	28 08	57
Provident	32 40	73	31 67	74 07	1,450 00	1,959 40
Prudential Assurance	1,470 34	12 50	1,457 84	1,250 72	666 60	53 30
Railway Passengers	806 71		806 71	677 83	280 00	41 31
Royal Exchange	11,327 94	1,422 01	9,905 93	9,038 05	-246 38	.....
Royal Insurance	42,021 00	21,962 59	20,058 41	14,547 37	4,498 72	30 92
Scottish Metropolitan	201 11		201 11	189 71		.....
Sun Insurance Office	933 20	5 00	928 20	837 45	2,164 58	258 47
Toronto General	19,551 35	1,635 14	17,916 21	18,442 25	2,016 59	10 93
Union of Canton	3,922 58	144 18	3,778 40	3,297 09	-152 69	.....
Union Marine & General	2,946 79	686 52	2,260 27	2,177 66	51 34	2 36
United States Fidelity	156,540 41	6,245 07	150,295 34	150,183 38	5,413 51	3 60
Western	10,299 34	771 16	9,528 18	9,538 51	-1,710 00	.....
World Marine & General	664 06	450 33	213 73	151 71		.....
Yorkshire	1,049 81		1,049 81	1,300 98		.....
Totals	1,168,031 76	211,916 20	956,115 56	927,572 00	165,238 28	17 81

## HAIL

Aetna Insurance						
Alliance						
American Alliance	1 05		1 05	1 05		
American Central						
American Insurance						

TABLE XIII.—CASUALTY AND MISCELLANEOUS (OTHER THAN AUTOMOBILE) PREMIUMS AND LOSSES IN ONTARIO DURING 1936, ACCORDING TO CLASSES OF INSURANCE—Continued

HAIL—Concluded

Companies	PREMIUMS WRITTEN			Net premiums earned	Net losses incurred	Ratio net losses incurred to net premiums earned
	Gross less return premiums	Licensed reinsurance ceded	Net			
	\$ c.	\$ c.	\$ c.			
Canada Security						
Canadian Fire						
Canadian Indemnity						
Citizens Insurance						
City of New York						
Connecticut						
Continental Insurance	31,848 83	282 00	31,566 83	31,566 83	17,522 47	55.51
County Fire	21		21	21		
Equitable Fire & Marine						
Fidelity-Phenix	12,226 78		12,226 78	12,226 78	951 94	7.79
Firemen's Insurance						
First American	6,277 20		6,277 20	6,277 20	6,203 82	98.83
Franklin Fire						
General Casualty of Paris	43,600 74		43,600 74	43,600 74	22,406 54	51.39
Girard						
Great American Insurance	10 50	1 26	9 24	9 24		
Hartford Fire						
Home Insurance	1,412 93		1,412 93	1,412 93	6 00	.42
Homestead						
Insurance of North America						
Lloyds	67,859 74		67,859 74	67,859 74	15,209 68	22.41
London-Canada						
London & Lancashire Guarantee						
London & Provincial						
London & Scottish						
Maryland Insurance						
Merchants Fire Insurance						
Mercury Insurance						
Michigan Fire & Marine						
National Liberty						
New Brunswick						
New York Underwriters						
Niagara	2,583 70		2,583 70	2,583 70	1,515 03	58.64
Northwestern Mutual	5 00		5 00	3 00		
Phoenix of Hartford						
Pilot						
Providence-Washington						
Reliance						
Security						
Security National						
Sentinel						
Springfield						
Travelers Fire						
Westchester						
World Fire and Marine						
Yorkshire						
Totals	165,826 68	283 26	165,543 42	165,541 42	63,815 48	38.55

INLAND TRANSPORTATION

Aetna Insurance	91,499 73	2,159 31	89,340 42	109,392 39	83,783 95	76.59
Alliance Assurance	778 09		778 09	788 40	154 80	19.63
Alliance of Philadelphia	23,248 55		23,248 55	21,081 28	1,997 89	9.48
American Alliance	368 37		368 37	317 87	84 27	26.51
American Home						
Atlas Assurance	5,479 42		5,479 42	4,644 86	2,393 16	51.52
Automobile	13,552 40	458 80	13,093 60	12,992 03	1,033 89	7.96
British America	21,199 33	5,784 85	15,414 48	15,307 47	5,874 78	38.38
British Canadian						
British Empire						
British & Foreign	273 10	20 93	252 17	252 17		
British Northwestern	4,158 59	269 97	3,888 62	4,041 24	376 84	9.32
British Oak	128 12		128 12	157 73		
Canada Security	1,489 47	205 62	1,283 85	1,027 84	566 31	55.10
Canadian Fire						
Canadian General	6,131 92	509 27	5,622 65	5,691 48	1,660 27	29.17
Canadian Indemnity	3,383 60	370 93	3,012 67	2,875 45	90 10	3.13
Citizens Insurance of New Jersey						
City of New York						
Columbia	6,845 21	6,845 21				
Commercial Union	4,757 22		4,757 22	4,757 22		
Connecticut Fire	8,665 12	332 45	8,332 67	7,586 23	3,023 73	39.86
Continental Insurance	5,891 34	576 63	5,314 71	5,353 23	1,791 62	33.47
County Fire	73 67		73 67	63 97	16 85	26.34

TABLE XIII.—CASUALTY AND MISCELLANEOUS (OTHER THAN AUTOMOBILE) PREMIUMS AND LOSSES IN ONTARIO DURING 1936, ACCORDING TO CLASSES OF INSURANCE—*Continued*

INLAND TRANSPORTATION—*Continued*

Companies	PREMIUMS WRITTEN			Net premiums earned	Net losses incurred	Ratio net losses incurred to net premiums earned
	Gross less return premiums	Licensed reinsurance ceded	Net			
	\$ c.	\$ c.	\$ c.			
Dominion of Canada General.....	15,634 74	474 57	15,160 17	13,932 70	6,616 83	47.49
Eaton, T., General.....	7,391 26		7,391 26	7,391 26	186 09	2.52
Equitable Fire.....	3,577 05	1,910 52	1,666 53	1,517 24	604 76	39.86
Federal Insurance of New Jersey.....	2,059 38		2,059 38	4,329 24		
Fidelity-Phenix Fire.....	3,005 82		3,005 82	2,919 33	311 43	10.67
Fire Association of Philadelphia.....	17,066 95	1,738 71	15,328 24	15,834 44	5,874 78	37.10
Firemen's Fund Insurance Co.....	11,249 07	28 09	11,220 98	11,586 13	2,435 59	21.02
First American.....	317 63		317 63	288 55	182 42	63.22
Fonciere Transport.....						
Franklin.....	654 30	654 30				
General Accident, Fire & Life.....	5,645 40		5,645 40	4,657 76	513 75	11.02
General Casualty of Paris.....	2,696 26	628 88	2,067 38	1,576 62	3,357 03	212.93
General Insurance of America.....	584 23	647 73	-63 50	330 49	300 18	90.82
Glens Falls.....	8,623 46	2,307 50	6,315 96	8,061 20	6,461 49	80.16
Globe Indemnity.....	5,183 11	5,183 11				
Great American Insurance.....	3,870 54	619 21	3,251 33	2,850 35	741 64	26.02
Guardian Insurance of Canada.....	2,454 12	129 10	2,325 02	3,370 90	910 03	27.00
Hartford Fire.....	37,210 87		37,210 87	37,107 81	17,071 91	46.01
Home.....	5,390 48		5,390 48	5,310 37	236 92	4.46
Homestead Fire.....						
Imperial Guarantee & Acc. Co.....						
Indemnity Marine.....	16,214 42	733 69	15,480 73	15,953 26	5,711 00	35.80
Insurance Co. of North America.....	44,140 46		44,140 46	43,347 05	7,801 85	18.00
Legal & General.....	1,473 02	7 50	1,465 52	1,650 64	-259 74	
Liverpool & London & Globe.....	17,952 77	7,343 84	10,608 93	9,360 75	3,005 83	32.11
Lloyds.....	3,696 00		3,696 00	4,146 66	284 53	6.86
London Assurance.....	19,650 67		19,650 67	16,140 38	58,544 48	362.72
London-Canada.....						
London Guarantee & Accident.....	5,458 75	513 71	4,945 04	3,714 71	2,313 66	62.28
London & Lancashire G. & A.....	153 14	7 80	145 34	161 74	9 50	5.87
London & Lancashire Insurance.....	10,322 06	1,477 84	8,844 22	9,074 91	2,683 53	29.57
Marine Insurance.....	18,823 71		18,823 71	18,310 46	17,118 52	93.49
Maryland Insurance.....						
Michigan Fire.....	833 43		833 43	576 23	316 18	54.86
National Fire of Hartford.....						
National Liberty.....						
National Union Fire.....	5,192 98	33 91	5,159 07	5,013 05	2,267 44	45.22
New Brunswick Fire.....	45 00	45 00				
New York Underwriters.....						
Niagara Fire.....	921 78		921 78	989 01	40 75	4.12
North British & Mercantile.....	2,805 29		2,805 29	2,251 56	1,403 04	62.31
Northern Assurance.....	3,257 60	56 25	3,201 35	2,388 78	1,607 54	67.35
Northwestern Mutual.....	78 26		78 26	47 00	62 30	132.56
Northwestern National.....	429 22		429 22	375 90	-494 16	
Norwich Union.....	19,319 06	4,926 79	14,392 27	12,858 75	6,822 61	53.58
Ocean Accident.....	9,048 82	2,054 57	6,994 25	6,093 22	2,329 26	33.30
Pearl Assurance.....	4,897 47	70 00	4,827 47	4,490 55	536 79	11.95
Philadelphia Fire.....	674 42		674 42	699 68	70 77	10.11
Phoenix Assurance.....	1,946 28	28 69	1,917 59	2,149 84	1,242 66	57.80
Phoenix of Hartford.....	20,710 90	10,902 48	13,808 42	12,571 46	5,010 79	39.86
Pilot.....	1,741 91		1,741 91	1,585 03	159 63	10.07
Providence-Washington.....	3,472 91		3,472 91	2,688 60	87 86	3.27
Provident.....	1,979 98		1,979 98	2,592 10	809 35	31.21
Prudential Assurance Co.....	1,159 07	287 38	871 69	927 21	213 30	23.00
Queen Insurance Co. of America.....	4,696 55	40 00	4,656 55	4,377 48	1,075 57	24.57
Railway Passengers.....	991 50		991 50	830 74	300 25	36.14
Royal Exchange.....				44 15		
Royal Insurance.....	24,630 75	11,072 46	13,558 29	11,662 84	3,580 01	30.70
St. Paul Fire & Marine.....	47,054 62	4,828 41	42,226 21	41,600 74	12,034 11	28.93
Scottish Metropolitan.....						
Sea Insurance.....	1,026 38		1,026 38	802 35	20 23	2.53
Security.....	6,952 94	4,473 65	2,479 29	2,276 24	91 20	4.01
Sentinel Fire.....	208 36		208 36	144 05	79 94	15.51
Standard Marine.....						
Springfield.....	8,466 28	1,041 79	7,424 49	7,589 09	2,058 65	27.12
Sun Insurance Office.....	6,468 30	3,881 95	2,586 35	2,233 71	74 80	3.35
Tokio Marine & Fire.....	16,531 20	1,063 84	15,467 36	14,774 78	5,874 78	39.76
Toronto General.....	4,925 90	936 83	3,989 07	3,710 60	750 89	20.23
Travelers Fire.....	10,712 27	5,048 73	5,663 54	5,180 15	939 87	18.14
Union Assurance Society.....	7,045 08	6,773 63	271 45	252 50	397 50	157.43
Union of Canton.....	26,157 41	175 00	25,982 41	25,756 55	3,998 77	15.53
Union Marine.....	9,755 44	6,334 30	3,421 14	4,268 14	2,011 89	47.14
United States Fire.....	16,954 18	1,640 13	15,314 05	15,733 03	5,631 85	35.80
Westchester Fire.....	15,312 04		15,312 04	15,756 78	5,874 78	37.28
Western.....	123,120 38	86,214 46	36,905 92	37,198 83	13,210 62	35.51
World Fire & Marine.....	2,250 03		2,250 03	3,714 89	542 71	14.60
World Marine & General.....	5,192 41	2,904 39	2,288 02	1,655 08	1,143 78	69.10
Yorkshire.....	6,646 78	396 80	6,249 98	6,327 99	1,777 73	28.09
Totals.....	896,036 10	197,171 51	698,864 59	703,442 39	329,902 45	46.90

TABLE XIII.—CASUALTY AND MISCELLANEOUS (OTHER THAN AUTOMOBILE) PREMIUMS AND LOSSES IN ONTARIO DURING 1936, ACCORDING TO CLASSES OF INSURANCE—*Continued*

LIVE STOCK

Companies	PREMIUMS WRITTEN			Net premiums earned	Net losses incurred	Ratio net losses incurred to net premiums earned
	Gross less return premiums	Licensed reinsurance ceded	Net			
	\$ c.	\$ c.	\$ c.			
Hartford Live Stock.....	15,712 50		15,712 50	15,956 37	12,559 00	78.71
Indemnity of North America.....	2,610 76		2,610 76	2,415 15	1,402 00	58.05
Lloyds.....	11,675 35		11,675 35	9,234 54	8,571 44	92.83
Yorkshire.....	353 28		353 28	345 61	20 00	5.79
Totals.....	30,351 89		30,351 89	27,951 67	22,552 44	80.33

MARINE

Aetna Insurance.....	14,960 64		14,960 64	14,021 90	3,338 60	23.81
Agricultural.....						
Alliance of Philadelphia.....	3,990 51		3,988 13	3,988 13	838 57	21.03
Automobile.....	374 13	2 38	147 50	764 75	-1,600 00	
Boston.....	1,419 60		15 01	1,404 59	1,239 71	
British America.....	114,169 51	76,768 96	37,400 55	38,184 36	31,100 43	81.45
British Canadian.....						
British Empire.....						
British & Foreign.....						
British Traders.....	6,085 93		6,085 93	5,776 39	97 80	1.69
City of New York.....						
Columbia.....	921 44	921 44				
Connecticut Fire.....						
Continental Insurance.....						
Eagle, Star & British Dominions.....	31,564 26	69 93	31,494 33	29,240 71	9,114 25	31.17
Federal Insurance.....						
Fidelity-Phenix Fire of New York.....	8,096 90	302 52	7,794 38	7,794 38	7,312 53	93.82
Fire Association of Philadelphia.....	38,174 81	772 05	37,402 76	38,186 22	31,100 43	81.44
Firemen's Fund.....	14,862 48	4,526 13	10,336 35	10,634 56	7,811 13	73.45
Glens Falls.....	203 75	4 81	198 94	198 94		
Great American.....						
Hartford Fire.....	10,069 31		10,069 31	7,924 55	2,885 71	36.41
Home Fire & Marine.....	1,486 25		1,486 25	1,417 36	868 59	60.57
Home Insurance.....	13,485 74	215 56	13,270 18	13,270 18	406 35	3.06
Homestead.....						
Imperial Guar. & Accident Co.....						
Indemnity Marine.....	41,000 13	3,575 75	37,424 38	38,197 09	31,138 86	81.52
Insurance Co. of North America.....	26,097 44	63 31	26,034 13	21,198 80	33,556 39	158.29
Liverpool & London & Globe.....	5,771 19	514 52	5,256 67	3,616 06	366 85	10.15
London Assurance.....	923 31		923 31	923 31	25 03	2.71
Marine Insurance.....	5,186 07		5,186 07	4,372 28	901 16	20.61
Motor Union.....	3,884 41		3,884 41	3,884 41	334 95	8.62
National Liberty.....	193 73	193 73				
New Brunswick Fire.....						
New York Underwriters.....						
Northern Assurance.....	8,624 47		8,624 47	8,492 47	4,152 43	48.89
Norwich Union.....	14,339 01	6,161 25	8,177 76	8,073 41	1,800 59	22.30
Philadelphia Fire & Marine.....						
Phoenix of London.....	7,763 80	7,763 80				
Pilot.....						
Providence-Washington.....	8,841 50	921 11	7,920 39	7,920 39	17,996 27	227.21
Queen.....	2,008 72	758 19	1,250 53	875 00	26 03	2.97
Royal Exchange.....	10,803 44		10,803 44	8,996 03	1,640 49	18.23
Royal Insurance.....	676 26	77 15	599 11	425 61	-87 11	
St. Paul Fire & Marine.....	42,493 02	17,011 06	25,481 96	25,481 96	25,562 35	100.32
Scottish Metropolitan.....					-19 14	
Sea Insurance.....	104 82		104 82	104 82		
Security.....	142 50		142 50	142 50		
Standard Marine.....	13,979 79	1,542 78	12,437 01	11,759 79	9,388 52	79.83
Sun Insurance Office.....	3,743 74	2,263 98	1,479 76	1,080 13	451 83	41.83
Tokio Marine & Fire.....	39,519 17	2,118 63	37,400 54	33,405 27	31,100 43	93.10
Union of Canton.....	62,695 36	3,001 90	59,693 46	53,809 61	24,303 19	45.17
Union Marine.....	14,247 11	6,158 23	8,088 88	7,840 96	1,800 59	22.96
United States Fire.....	38,944 72	1,544 39	37,400 33	38,111 50	31,109 57	81.63
Westchester Fire.....	38,340 95	940 62	37,400 33	38,183 99	31,109 57	81.47
Western Assurance.....	307,945 98	176,269 24	131,676 74	132,626 90	88,237 62	66.53
World Fire & Marine.....						
Yorkshire.....	932 45		932 45	1,003 60		
Totals.....	959,068 35	314,625 93	644,442 42	623,168 03	428,179 86	68.71

TABLE XIII.—CASUALTY AND MISCELLANEOUS (OTHER THAN AUTOMOBILE)  
PREMIUMS AND LOSSES IN ONTARIO DURING 1936, ACCORD-  
ING TO CLASSES OF INSURANCE—Continued

Companies	PREMIUMS WRITTEN			Net premiums earned	Net losses incurred	Ratio net losses incurred to net premiums earned
	Gross less return premiums	Licensed reinsurance ceded	Net			
	\$ c.	\$ c.	\$ c.			
Aetna Insurance	1,535 19		1,535 19	779 84	430 50	55.20
Franklin Fire	340 08	340 08				
Hardware Dealers	124 52		124 52	74 71		
Hardware Mutual	124 52		124 52	74 71		
Home Insurance	1,498 10		1,498 10	787 25	449 10	57.05
Lloyds	426 88		426 88	193 85		
Minnesota	124 52		124 52	74 71		
National Liberty	20 00	20 00				
New Brunswick Fire	89 50	89 50				
North British & Mercantile	1,623 05		1,623 05	2,035 51	1,230 52	60.45
Railway Passengers	402 00		402 00	541 74	370 32	68.36
World Fire & Marine						
Yorkshire	1,603 36	259 13	1,344 23	867 99	688 50	79.32
Totals	7,911 72	708 71	7,203 01	5,430 31	3,168 94	58.36

## PLATE GLASS

JOINT STOCK						
Alliance Assurance	1,471 36		1,471 36	1,823 69	764 69	41.93
Anglo-Scottish Insurance	27 59		27 59	94 84	67 45	71.11
Atlas Insurance	237 38		237 38	1,017 79	353 51	34.74
British America	1,145 92		1,145 92	877 55	510 45	58.17
British Canadian	322 52		322 52	279 33	142 42	50.99
British Empire	242 98		242 98	282 50	29 56	10.46
British Northwestern	1,652 85		1,652 85	707 02	269 52	38.12
Canada Accident & Fire	3,563 25	25 00	3,538 25	2,756 75	1,978 14	52.66
Canada Security	870 87		870 87	714 42	531 53	74.40
Canadian Fire	1,537 34		1,537 34	1,689 93	669 98	39.64
Canadian General	6,970 82	127 61	6,843 21	4,876 59	2,404 14	49.29
Canadian Indemnity	3,103 25		3,103 25	2,331 46	737 65	31.64
Canadian Surety	2,169 30	34 23	2,135 07	2,363 45	848 24	35.89
Casualty Co. of Canada	11,270 96	1,351 89	9,919 07	9,812 72	3,317 72	33.81
Century Insurance	336 03		336 03	677 60	320 61	47.31
Commercial Union	758 81		758 81	978 35	377 92	38.63
Consolidated Fire	1,476 23		1,476 23	1,053 88	504 94	47.91
Continental Casualty	4,503 93		4,503 93	5,662 49	2,454 21	43.34
Dominion of Canada General	13,925 10	58 90	13,866 20	12,262 05	4,429 74	36.12
Dominion Fire	3,204 98		3,204 98	2,822 92	1,086 78	38.50
Eagle, Star & British Dominions	2,500 70		2,500 70	2,776 82	1,006 11	36.23
Employers' Liability	6,546 69	166 66	6,380 03	7,315 88	4,473 09	61.14
Federal Fire	7,173 55		7,173 55	6,701 38	2,877 78	42.95
Fidelity & Casualty of New York				18 78		
Fidelity Insurance of Canada	1,873 43		1,873 43	1,915 68	737 15	38.46
General Accident of Canada	14,288 13	2 10	14,286 03	13,958 26	6,616 28	47.40
General Accident, Fire & Life	2,330 74		2,330 74	2,206 20	1,590 80	72.10
General Casualty of America	1,640 19	1,590 62	49 57	718 51	321 26	44.71
General Casualty of Paris	818 51		818 51	1,272 06	630 58	49.57
Globe Indemnity	5,225 89	1,462 93	3,762 96	3,704 28	1,290 68	34.84
Great American Indemnity	794 22		794 22	1,311 43	493 09	37.60
Guardian Insurance of Canada	2,778 22		2,778 22	3,031 05	1,014 35	33.45
Guildhall	547 37		547 37	634 52	403 30	63.59
Halifax Fire	2,382 51		2,382 51	1,242 12	592 00	47.59
Hand-in-Hand	1,295 67		1,295 67	1,926 82	444 92	23.07
Hartford Accident & Indemnity	1,301 41		1,301 41	1,355 81	439 23	32.40
Hudson Bay	304 43	304 43				
Imperial Guarantee & Accident	648 07		648 07	574 78	151 28	26.32
Imperial Insurance Office	351 15	10 02	341 13	350 51	373 76	106.63
Indemnity of North America	484 67		484 67	1,003 08	458 89	45.75
Law, Union & Rock	302 92		302 92	337 81	56 92	16.85
Legal & General	784 58		784 58	491 73	383 32	77.95
Liverpool & London & Globe	2,254 44	1,836 33	418 11	411 59	142 08	34.52
London Assurance	137 18	50 00	87 18	47 27		
London Guarantee & Accident	2,585 07		2,585 07	2,548 45	1,225 43	48.09
London & Lancashire Guar. & Acc.	4,135 38		4,135 38	4,691 50	1,631 43	34.77
London & Provincial	58 55		58 55	65 79		
London & Scottish	992 92		992 92	1,134 90	482 77	42.53
Maryland Casualty	1,347 53		1,347 53	905 97	336 67	37.16
Metropolitan Casualty	666 60		666 60	476 01	231 31	48.59
Motor Union	806 57		806 57	815 21	325 81	39.96
National Provincial	1,837 93		1,837 93	1,945 28	686 58	35.29
North British & Mercantile	4,408 50		4,408 50	4,785 77	2,499 40	52.23
Northern Assurance	5,668 27		5,668 27	6,223 63	2,753 92	44.25
Northwest Casualty	1,926 54		1,926 54	1,849 68	647 12	34.09
Norwich Union	6,910 21		6,910 21	6,264 67	2,815 95	44.95



TABLE XIII.—CASUALTY AND MISCELLANEOUS (OTHER THAN AUTOMOBILE) PREMIUMS AND LOSSES IN ONTARIO DURING 1936, ACCORDING TO CLASSES OF INSURANCE—Continued

PLATE GLASS—Concluded

Companies	PREMIUMS WRITTEN			Net premiums earned	Net losses incurred	Ratio net losses incurred to net premiums earned
	Gross less return premiums	Licensed reinsurance ceded	Net			
JOINT STOCK	\$ c.	\$ c.	\$ c.	\$ c.	\$ c.	%
Occidental Fire.....	439 13		439 13	426 99	131 14	30.71
Ocean Accident & Guarantee.....	37,857 18		37,857 18	40,303 87	15,931 94	42.08
Phoenix of London.....	683 53		683 53	458 86	306 05	66.70
Pilot.....	3,254 86		3,254 86	2,832 98	1,266 35	44.70
Provident.....	654 79		654 79	946 75	733 90	77.50
Prudential Assurance.....	2,964 65		2,964 65	2,877 41	557 89	19.39
Railway Passengers.....	833 72		833 72	752 95	246 54	32.74
Royal Insurance.....	7,742 72	4,181 07	3,561 65	3,506 14	1,221 51	34.84
Scottish Metropolitan.....	517 13		517 13	512 53	72 28	14.10
Southern.....	518 27		518 27	811 31	652 32	80.40
Sun Insurance Office.....	463 78	63 40	400 38	470 49	269 02	57.18
Toronto General.....	2,089 53	-12 66	2,102 19	2,090 24	1,071 82	51.27
Travelers Indemnity.....	3,647 20		3,647 20	4,042 10	1,369 03	33.87
Union Assurance Society.....	985 86		985 86	972 83	379 48	39.01
Union of Canton.....	2,050 79		2,050 79	2,388 95	1,054 30	44.13
Union Marine.....	211 17		211 17	631 93	233 54	36.96
United States Fidelity.....	2,646 66		2,646 66	2,959 32	790 54	26.71
Western.....	3,981 74	96 43	3,885 31	3,192 39	850 87	26.65
World Marine & General.....	8,848 97	4,424 48	4,424 49	5,020 46	1,967 56	39.19
Yorkshire.....	1,931 91		1,931 91	1,993 78	713 22	35.77
Zurich.....	4,105 56		4,105 56	4,031 56	2,919 09	72.40
CASH MUTUALS						
Portage La Prairie.....				253 09	43 50	17.19
Wawanesa.....	276 05		276 05	228 20	118 62	51.98
MUTUAL						
Lumbermen's Mutual Casualty Co.....	1,356 93		1,356 93	1,084 93	535 43	49.35
OTHER						
Lloyds.....	374 66		374 66	239 02	134 56	56.29
Totals.....	235,337 00	15,773 44	219,563 56	221,227 64	93,402 99	42.22

PROPERTY DAMAGE

Acadia.....						
Aetna Insurance.....	35,928 93	3,268 97	32,659 96	21,465 36	10,335 85	48.15
Alliance Ass'ce.....						
Alliance Insurance.....	787 87	-315 70	1,103 57	664 48		
American Alliance.....	43 31		43 31	20 89		
American Equitable.....						
American Home Fire.....						
American Insurance.....						
Anglo-Scottish.....						
Atlas Ass'ce.....						
Automobile Insurance.....						
Bee Fire Insurance.....						
British America Ass'ce.....	1 75		1 75	1 04		
British Canadian.....						
British Crown Ass'ce.....						
British Empire.....						
British Northwestern.....						
British Traders.....				28 46		
Camden Fire Insurance.....						
Canada Security.....						
Canadian Fire.....	134 00		134 00	300 69		
Canadian Indemnity.....						
Canadian Surety.....	600 62		600 62	594 25	-3,543 12	
The Casualty Co. of Canada.....						
Central Union Insurance.....	78		78	41		
Century Insurance.....						
China Fire Insurance.....				4 07		
Citizens Insurance.....						
City of New York.....						
Columbia Insurance.....	1 69		1 69	2 58		
Connecticut.....	76 66	7 64	69 02	89 72		
Consolidated Fire & Casualty.....						
Continental Casualty.....	749 10		749 10	731 44	291 08	39.80
Continental Insurance.....	10 00		10 00	6 38		
Cornhill Insurance.....						
County Fire.....	271 17	262 50	8 67	4 20		

TABLE XIII.—CASUALTY AND MISCELLANEOUS (OTHER THAN AUTOMOBILE) PREMIUMS AND LOSSES IN ONTARIO DURING 1936, ACCORDING TO CLASSES OF INSURANCE—*Continued*

PROPERTY DAMAGE—*Concluded*

Companies	PREMIUMS WRITTEN			Net premiums earned	Net losses incurred	Ratio net losses incurred to net premiums earned
	Gross less return premiums	Licensed reinsurance ceded	Net			
	\$ c.	\$ c.	\$ c.	\$ c.	\$ c.	%
Dominion of Canada General						
Eagle, Star & British Dominions						
Employers' Liability Ass'ce.	2,761 81		2,761 81	2,287 99	1,089 19	47.60
Equitable Fire & Marine	498 12	484 31	13 81	17 94		
Eureka Security						
Federal Insurance Co.						
Fidelity Insurance of Canada						
Fidelity-Phenix	12 75		12 75	92		
Fire Ass'ce of Philadelphia						
Firemen's Fund Insurance						
First National						
Franklin Fire						
General Accident of Canada						
General Accident, Fire & Life						
General Insurance of America						
Glens Falls						
Globe Indemnity						
Great American Insurance	459 64	78 48	381 16	179 50		
Guardian Ass'ce.						
Guardian Insurance of Canada						
Hartford Fire	661 28	114 94	546 34	352 92		
Home, Fire & Marine Insurance						
Home Insurance						
Homestead						
Imperial Ass'ce	68 89	65 53	3 36	5 18		
Imperial Guarantee						
Indemnity of North America						
Indemnity Marine						
Insurance of North America	9,453 45	-80 05	9,533 50	3,582 60		
Law, Union & Rock	181 06	8 95	172 11	80 53		
Legal & General						
Liverpool & London & Globe	178 32		178 32	322 66	44 94	13.93
Liverpool-Manitoba	76 96	76 96				
Lloyds	4,238 39		4,238 39	5,602 37	-3,580 00	
London Ass'ce.						
London-Canada						
London Guarantee & Accident						
London & Lancashire Guarantee						
London & Lancashire Insurance	2,419 36	260 44	2,158 92	1,203 68		
London & Provincial						
London & Scottish						
Lumbermen's Mutual Casualty						
Marine Insurance Co.	149 60		149 60	160 54		
Maryland Casualty						
Mercantile	27 02	21 59	5 43	3 59		
Merchants Casualty						
Merchants Fire	31 62		31 62	18 97		
Merchants & Manufacturers						
Merchants Marine						
Metropolitan Casualty						
Michigan Fire & Marine						
Mill Owners						
National Fire Insurance Co.						
National Liberty						
National-Liverpool						
New Brunswick						
New York Fire						
New York Underwriters	376 58	42 57	334 01	221 46		
Niagara						
North British & Mercantile						
North Empire Fire	3 36		3 36	5 18		
North River	52 45		52 45	60 48		
Northern Ass'ce	4,086 08	4 61	4,081 47	4,118 42	256 35	6.22
Norwich Union						
Occidental Fire						
Ocean Accident						
Pacific Coast						
Pearl Ass'ce Co.						
Pennsylvania Lumbermen's						
Philadelphia Fire & Marine						
Phoenix of London	113 83	21 87	91 96	319 07		
Phoenix of Hartford	477 32	379 63	97 69	143 37		
Pilot						
Providence-Washington	167 10	6 77	160 33	129 30		
Provident						
Provincial Insurance Co.						
Prudential Ass'ce.						
Quebec Fire	151 05	127 65	23 40	3 42		

TABLE XIII.—CASUALTY AND MISCELLANEOUS (OTHER THAN AUTOMOBILE) PREMIUMS AND LOSSES IN ONTARIO DURING 1936, ACCORDING TO CLASSES OF INSURANCE—Continued

PROPERTY DAMAGE—Continued

Companies	PREMIUMS WRITTEN			Net premiums earned	Net losses incurred	Ratio net losses incurred to net premiums earned
	Gross less return premiums	Licensed reinsurance ceded	Net			
	\$ c.	\$ c.	\$ c.	\$ c.	\$ c.	%
Railway Passengers.....						
Reliance.....	140 84		140 84	291 18		
Royal Exchange.....	217 85		217 85	131 64	60 60	46.03
St. Paul Fire & Marine.....						
Scottish Union & National.....	38 96	78	38 18	129 85		
Sea Insurance Co.....						
Security.....						
Security-National.....						
Sentinel.....						
Southern.....						
Springfield.....						
Sun Insurance Office.....	357 41		357 41	231 54		
Tokio Marine & Fire.....						
Travelers Fire.....						
Travelers Indemnity.....						
Union Assurance.....	1,459 94		1,459 94	921 63	332 16	36.04
Union of Canton.....				48 79		
Union Marine.....	3 36		3 36	5 16		
United Firemen's Insurance.....	1 69		1 69	2 58		
United States Fidelity.....	3,618 55		3,618 55	3,743 26	-910 22	
United States Fire Insurance.....						
Westchester.....	293 29	142 08	151 21	143 50		
Western Assurance.....	288 00	102 84	185 16	273 88		
Westminster Fire Office.....						
World Fire & Marine.....	1,727 04		1,727 04	1,139 71	487 44	42.77
World Marine & General.....	7,510 25	4,341 96	3,168 29	3,243 09	256 35	7.90
Yorkshire.....						
Zurich.....						
Totals.....	88,574 27	9,425 32	79,148 95	58,020 53	4,693 12	8.09

PUBLIC LIABILITY

JOINT STOCK	\$ c.	\$ c.	\$ c.	\$ c.	\$ c.	%
Aetna Life.....						
Alliance Assurance.....	1,664 86		1,664 86	1,758 50	1,346 40	76.56
Atlas Assurance.....	3,205 78		3,205 78	2,483 80	1,679 37	67.61
British America.....	4,515 36		4,515 36	3,909 54	1,925 53	49.25
British Canadian.....	415 22		415 22	208 16	75 00	36.03
British Empire.....	691 25		691 25	540 73	66 40	12.28
British Northwestern Fire.....						
Canada Accident.....	8,780 52	2,741 63	6,038 89	5,961 02	2,349 33	39.41
Canada Security.....	1,913 36		1,913 36	2,116 22	6 65	.31
Canadian Fire.....	723 67		723 67	495 81	50 00	10.08
Canadian General.....	19,703 33	4,544 39	15,158 94	17,827 66	8,517 58	47.77
Canadian Indemnity.....	23,760 31	250 00	23,510 31	19,635 94	8,322 93	42.39
Canadian Surety.....	6,711 46	128 15	6,583 31	6,151 01	422 42	6.87
Car & General.....	197 78	7 04	190 74	152 31	5 00	3.28
Casualty Co. of Canada.....	7,389 16	782 10	6,607 06	5,537 08	1,046 63	18.90
Commercial Union.....	1,651 35	217 39	1,433 96	1,564 75	142 40	9.10
Consolidated Fire.....	601 70		601 70	1,646 12	486 77	29.57
Continental Casualty.....	6,856 67	1,239 23	5,617 44	5,570 18	311 06	5.58
Dominion of Canada General.....	19,016 52	-46 17	19,062 69	17,469 58	1,606 95	91.98
Employers' Liability.....	86,667 09	5,536 77	81,130 32	80,306 64	29,693 05	36.97
Employers' Reinsurance.....	8,651 79		8,651 79	8,297 73	980 74	11.81
Federal Fire.....	4,215 21		4,215 21	3,759 70	3,335 38	88.70
Fidelity Casualty of New York.....						
Fidelity Insurance of Canada.....	13,232 81	943 07	12,289 74	13,076 91	8,379 68	64.08
General Accident of Canada.....	63,050 48	2,750 83	60,299 65	61,872 08	16,402 65	26.51
General Accident, Fire & Life.....	2,378 24	221 43	2,156 81	1,797 02	406 11	22.59
General Casualty of Paris.....	2,646 95	37	2,646 58	2,477 84	2,201 43	88.84
Globe Indemnity.....	37,260 14	15,660 09	21,600 05	29,605 10	812 18	2.74
Guardian Insurance of Canada.....	4,039 39		4,039 39	6,139 68	6,853 68	111.63
Guildhall.....	7,463 02	1,519 48	5,943 54	5,196 97	3,618 82	69.63
Hartford Accident & Indemnity.....	6,641 57		6,641 57	7,134 25	4,101 89	57.50
Hudson Bay.....	77 99	77 99				
Imperial Guarantee & Accident.....	9,284 29	259 09	9,025 20	8,131 80	6,133 62	75.43
Imperial Insurance Office.....	1,384 17	49 80	1,334 37	1,470 34	-370 55	
Indemnity of North America.....	4,420 20		4,420 20	5,021 94	-150 60	
Law, Union & Rock.....	2,742 90	93 30	2,649 60	2,677 05	3,280 45	122.54
Legal & General.....	187 55		187 55	142 09	82 20	62.07
Liverpool & London & Globe.....	5,623 64	3,153 96	2,469 68	3,288 58	90 14	2.74
London Guarantee & Accident.....	14,040 92		14,040 92	16,728 13	7,330 39	43.82
London & Lancashire Guar. & Acc.....	22,313 33	3,110 54	19,202 79	15,046 08	6,716 03	44.64
London Assurance.....	114 45	25 00	89 45	47 86		
London & Provincial.....	237 81		237 81	297 95	-2,711 54	
London & Scottish.....	1,414 37		1,414 37	1,484 04	33 78	2.27

TABLE XIII.—CASUALTY AND MISCELLANEOUS (OTHER THAN AUTOMOBILE) PREMIUMS AND LOSSES IN ONTARIO DURING 1936, ACCORDING TO CLASSES OF INSURANCE—*Continued*

PUBLIC LIABILITY—*Concluded*

Companies	PREMIUMS WRITTEN			Net premiums earned	Net losses incurred	Ratio net losses incurred to net premiums earned
	Gross less return premiums	Licensed reinsurance ceded	Net			
JOINT STOCK	\$ c.	\$ c.	\$ c.	\$ c.	\$ c.	%
Maryland Casualty.....						
Merchants Casualty.....	599 15	4 54	594 61	624 31	78 39	12.56
Metropolitan Casualty.....	6,823 67		6,823 67	5,437 77	776 51	14.28
Motor Union.....	580 10	18 78	561 32	526 53	33 65	6.39
North British & Mercantile.....	4,710 49		4,710 49	4,644 59	1,252 42	26.97
Northern Assurance.....	10,606 89	900 63	9,706 26	10,051 88	7,795 04	77.54
Norwich Union.....	11,421 18		11,421 18	11,504 63	4,031 91	35.04
Occidental Fire.....	391 46	208 46	183 00	206 63		
Ocean Accident & Guarantee.....	14,733 73	137 03	14,596 70	14,418 78	-1,584 85	
Pearl.....	19,621 89		19,621 89	18,960 85	11,262 31	59.40
Phoenix of London.....	7,450 15		7,450 15	5,889 93	2,149 35	36.49
Pilot.....	5,054 22		5,054 22	5,047 22	3,909 85	77.46
Provident Assurance.....	5,786 75	146 23	5,640 52	7,084 87	2,632 00	35.73
Prudential Assurance.....	32,259 58	221 36	32,038 22	26,786 21	15,141 17	56.53
Railway Passengers.....	1,615 36		1,615 36	1,609 26	220 15	13.68
Royal Exchange.....	3,831 80	166 72	3,665 08	6,304 25	1,005 13	15.94
Royal Insurance.....	45,551 77	24,000 05	21,551 72	28,769 15	768 18	2.67
Scottish Metropolitan.....	551 41		551 41	430 29	-212 28	
Sun Insurance Office.....	2,335 50		2,335 50	2,110 52	202 50	9.59
Toronto General.....	8,666 03	368 42	8,297 61	9,215 14	4,010 76	43.52
Travelers Indemnity.....	5,117 46		5,117 46	5,329 73	9,038 80	17.61
Travelers Insurance.....	38,643 94		38,643 94	30,454 06	4,359 34	14.31
Union Assurance Society.....	3,348 44	29 33	3,319 11	3,562 39	2,189 61	61.46
Union of Canton.....	49,086 50	5,877 08	43,209 42	46,429 17	27,175 94	58.53
Union Marine.....	5,690 30		5,690 30	5,534 35	1,008 81	18.23
United States Fidelity.....	16,464 68	45 00	16,419 68	15,249 18	6,641 16	43.55
United States Guarantee.....	33 96		33 96	16 42		
Western.....	14,043 66	844 70	13,198 96	12,920 19	8,242 74	63.80
World Marine & General.....	16,934 14	9,638 25	7,295 89	7,034 11	533 67	7.58
Yorkshire.....	5,515 30		5,515 30	5,678 41	12,725 50	224.10
Zurich.....	32,671 88		32,671 88	25,063 04	15,356 16	61.27
CASH MUTUAL						
Wawanesa.....	68 00		68 00	62 27		
MUTUAL						
Lumbermen's Mutual Casualty.....	1,141 37		1,141 37	1,184 57	-19 65	
OTHER						
Lloyds.....	128,338 02		128,338 02	109,975 99	98,964 33	89.99
Totals.....	905,575 39	85,872 06	819,703 33	795,144 88	357,174 55	44.92

## SICKNESS

Aetna Life.....	30 00		30 00	32 24		
Alliance Assurance.....	1,531 58	113 88	1,417 70	1,571 32	36 18	2.30
British America.....	1,675 99		1,675 99	1,636 01	2,244 83	137.21
British Canadian.....	725 45		725 45	734 69	200 64	27.31
British Empire.....	1,011 92		1,011 92	931 01	280 81	30.16
British Northwestern.....	311 56	5 00	306 56	229 02	245 80	107.33
Canada Accident.....	6,795 34	763 68	6,031 66	6,254 11	5,386 05	86.12
Canada Security.....	1,601 55	78 52	1,523 03	1,654 95	1,933 01	116.79
Canadian Fire.....						
Canadian Indemnity.....	2,213 35		2,213 35	2,112 81	1,262 32	59.75
Car & General.....	442 52	5 00	437 52	514 05	256 84	49.96
Casualty Co. of Canada.....	11,007 01	656 36	10,350 65	10,414 68	5,711 26	54.84
Commercial Union.....	2,090 55	298 14	1,792 41	1,823 14	435 51	23.89
Confederation Life.....						
Consolidated Fire.....						
Continental Casualty.....	115,009 33	93 80	114,915 53	111,569 57	78,303 95	70.18
Dominion of Canada General.....	45,424 01	3,127 48	42,296 53	42,985 22	15,531 38	36.13
Employers' Liability.....	54,432 37	20 33	54,412 04	52,340 93	31,018 37	59.26
Fidelity & Casualty of New York.....						
Fidelity Insurance of Canada.....	2,986 11	1,967 93	1,018 18	1,298 19	2,160 28	166.41
General Accident of Canada.....	29,113 63	-154 91	29,268 54	29,079 97	22,364 16	76.90
General Accident, Fire & Life.....	12,078 35	-135 61	12,213 96	11,812 52	6,520 94	55.20
General Casualty of Paris.....	5,905 55	162 87	5,742 68	5,530 88	2,879 65	52.06
Globe Indemnity.....	25,095 27	13,468 79	11,626 48	11,427 92	7,673 46	67.15
Guardian Insurance of Canada.....	1,941 36		1,941 36	1,820 49	514 97	28.28
Guildhall.....	888 23	94 39	793 84	638 41	467 33	73.20
Hartford Accident & Indemnity.....	205 86	-40 00	245 86	304 63	220 00	72.22

TABLE XIII.—CASUALTY AND MISCELLANEOUS (OTHER THAN AUTOMOBILE) PREMIUMS AND LOSSES IN ONTARIO DURING 1936, ACCORDING TO CLASSES OF INSURANCE—Continued

SICKNESS—Concluded

Companies	PREMIUMS WRITTEN			Net premiums earned	Net losses incurred	Ratio net losses incurred to net premiums earned
	Gross less return premiums	Licensed reinsurance ceded	Net			
	\$ c.	\$ c.	\$ c.	\$ c.	\$ c.	%
<b>JOINT STOCK</b>						
Hudson Bay.....	56 80	56 80				
Imperial Guarantee & Accident.....	17,527 59	86 20	17,441 39	17,458 45	12,508 04	71.64
Imperial Insurance Office.....	788 61		788 61	953 71	286 91	30.08
Indemnity Co. of North America.....	353 24		353 24	350 22	287 50	82.09
Law, Union & Rock.....	1,165 88	74 00	1,091 88	1,247 12	431 79	34.62
Legal & General.....	134 15		134 15	123 79	187 50	151.47
Liverpool & London & Globe.....	4,647 48	3,270 67	1,376 81	1,367 12	850 94	62.24
London Guarantee & Accident.....	8,326 27	145 83	8,180 44	8,148 03	3,089 09	37.91
London & Lancashire Guar. & Acc.....	10,894 57	652 49	10,242 08	10,053 57	7,260 13	72.21
London Assurance.....	255 28	15 43	239 85	143 43	275 75	192.25
London & Provincial.....						
London & Scottish.....						
Loyal Protective.....						
Maryland Casualty.....	395 11		395 11	1,006 89		
Merchants Casualty.....						
Metropolitan Casualty Co.....	791 26		791 26	815 07	425 47	52.20
North American Accident.....	882 76	9 81	872 95	992 13	462 13	46.58
North British & Mercantile.....	4,629 26		4,629 26	4,737 10	2,733 52	57.70
Northern Assurance.....	3,450 15	2,119 45	1,330 70	1,417 13	519 05	36.62
Norwich Union Fire.....	11,061 74	582 23	10,479 51	10,660 94	6,181 70	57.98
Occidental Fire.....	749 62	65 79	683 83	646 09	591 36	91.53
Occidental Life.....	1,349 37		1,349 37	1,384 49	1,511 11	109.15
Ocean Accident & Guarantee.....	22,311 21	11 09	22,300 12	22,204 33	12,591 65	56.46
Phoenix of London.....	2,114 01		2,114 01	1,988 28	841 47	42.32
Pilot.....						
Protective Association.....						
Provident Assurance.....						
Prudential Assurance.....	7,399 68		7,399 68	6,167 69	6,745 49	109.37
Railway Passengers.....	7,512 99		7,512 99	7,421 28	9,680 72	130.45
Royal Exchange.....	2,984 10	521 82	2,462 28	2,432 64	2,211 20	90.90
Royal Insurance.....	23,926 07	12,921 58	11,004 49	10,816 39	7,264 97	67.17
Scottish Metropolitan.....						
Sun Insurance Office.....	3,148 07		3,148 07	2,992 19	1,968 90	65.80
Travelers Insurance.....	30,394 47		30,394 47	29,163 16	19,649 37	67.38
Union Assurance Society.....	1,454 07	23 48	1,430 59	1,353 49	935 62	69.13
Union of Canton.....	19,596 30		19,596 30	18,152 01	10,667 58	58.77
Union Marine.....	565 43		565 43	590 86	278 00	47.05
United States Fidelity.....	5,972 11	80 00	5,892 11	6,568 51	6,377 61	97.09
Western.....	6,066 17	48 60	6,017 57	5,763 53	5,996 84	104.05
World Marine.....	2,992 07	1,661 37	1,330 70	1,417 15	519 05	36.62
Yorkshire.....						
Zurich.....	32,763 37		32,763 37	32,385 87	16,460 74	50.82
<b>MUTUALS</b>						
Metropolitan Life.....	10,505 13		10,505 13	10,719 77	6,876 00	64.14
Mutual Benefit Health & Accident.....						
Prudential Insurance.....	3,855 66		3,855 66	3,795 08	2,675 37	70.50
Royal Guardians.....	956 36		956 36	988 81	522 40	52.83
Totals.....	574,493 30	42,872 29	531,621 01	523,143 08	335,512 71	64.13

SPRINKLER LEAKAGE

Acadia.....	88 18	3 90	84 28	94 84	22 88	24.12
Aetna Insurance.....	3,104 70		3,104 70	2,069 59	286 55	13.84
Alliance of Philadelphia.....	326 70		326 70	308 87		
British America.....	310 69	30 63	280 06	248 63	209 01	84.06
British Canadian.....	14 40	3 00	11 40	11 45		
British Empire.....	49 43	7 25	42 18	41 69		
British Traders.....	424 05	244 80	179 25	58 12	1 72	2.96
Canadian Fire.....	744 46		744 46	757 54		
China Fire.....	49 63	24 02	25 61	8 31	24	2.89
Columbia.....	218 10	190 01	28 09	31 60	7 63	24.15
Continental Insurance.....	307 85	40 73	267 12	522 77	519 62	99.40
Fidelity-Phenix.....	211 36	15 83	195 53	-2 42	226 83	
First American.....	21 64	10 50	11 14	16 47		
General Fire of Paris.....	166 70	94 01	72 69	62 74		
Hand-in-Hand.....				10 79		
Imperial Assurance.....	268 29	212 10	56 19	63 20	15 25	24.13
Imperial Guarantee.....	293 04	69 34	223 70	225 54		
Indiana Lumbermen's.....						
Insurance Co. of North America.....	3,562 76		3,562 76	3,254 01	379 05	11.65
Law, Union & Rock.....	294 90	74 95	219 95	280 94		

TABLE XIII.—CASUALTY AND MISCELLANEOUS (OTHER THAN AUTOMOBILE) PREMIUMS AND LOSSES IN ONTARIO DURING 1936, ACCORDING TO CLASSES OF INSURANCE—Continued

## SPRINKLER LEAKAGE—Continued

Companies	PREMIUMS WRITTEN			Net premiums earned	Net losses incurred	Ratio net losses incurred to net premiums earned
	Gross less return premiums	Licensed reinsurance ceded	Net			
	\$ c.	\$ c.	\$ c.			
Lloyds.....	300 65		300 65	305 25		
London-Canada.....	158 47	122 59	35 88	34 09		
London & Lancashire Ins.....	432 01	8 56	423 45	645 29	-20 00	
Lumber Mutual.....						
Lumbermen's Mutual.....						
Maryland Casualty.....	632 92		632 92	984 96	673 83	68.41
Maryland Insurance.....	66 80	7 52	59 28	76 27		
Mercantile.....	139 55	83 32	56 23	88 76		
Merchants Fire.....	182 64		182 64	180 38	133 82	74.34
New York Underwriters.....	1,835 66	917 83	917 83	943 79		
Niagara.....	65 17	10 61	54 56	54 18		
North Empire.....	97 02	40 83	56 19	63 19	15 25	24.13
North River.....	354 00	87 74	266 26	250 47	132 20	52.78
Northwestern Mutual.....	68 65	81	67 84	37 11		
Pennsylvania Lumbermen.....						
Phoenix of Paris.....	70 82	9 38	61 44	53 40		
Phoenix of London.....	1,049 02	422 08	626 94	631 65	63 77	10.10
Quebec Fire.....	58 12	11 90	46 22	66 32		
Queen City.....						
Svea Fire & Life.....	14 78		14 78	8 02		
Union Marine.....	106 16	49 97	56 19	62 95	15 25	24.23
Union of Canton.....	360 45	53 18	307 27	99 63	2 91	2.92
United Firemen's.....	29 59	1 50	28 09	31 60	7 63	24.15
Wawanesa.....	190 30		190 30	115 70	917 60	793.08
Western Ass'ce.....	903 25	173 11	730 14	709 32	45 50	6.41
World Fire & Marine.....	90 85		90 85	54 82		
Totals.....	17,663 76	3,022 00	14,641 76	13,561 83	3,656 54	26.96

## THEFT

Alliance Assurance.....	2,233 46	6 00	2,227 46	2,347 97	1,725 35	73.48
American Surety.....	2,315 95		2,315 95	1,832 63	1,502 16	81.94
Anglo-Scottish.....	45 25		45 25	22 72		
Atlas Assurance.....	6,760 03		6,760 03	4,483 32	2,577 18	57.48
Automobile Insurance.....						
British America.....	5,574 16	267 06	5,307 10	4,692 80	2,766 62	58.95
British Canadian.....	1,136 06	13 33	1,122 73	826 33	25 91	3.13
British Empire.....	2,094 11	45 66	2,048 45	1,515 60	702 25	46.33
British Law.....	6 00		6 00	4 54		
British Northwestern.....	952 07		952 07	1,128 07	108 03	9.58
Canada Accident.....	5,249 13	647 38	4,601 75	4,796 81	6,327 97	13.20
Canada Security.....	1,240 47	— 45	1,240 92	1,064 10	753 95	70.85
Canadian Fire.....	2,393 90	61 87	2,332 03	2,089 61	591 21	28.29
Canadian General.....	16,339 68	3,841 64	12,498 04	11,969 33	8,270 65	69.09
Canadian Indemnity.....	24,159 32	1,565 00	22,594 32	14,854 65	7,937 80	53.44
Canadian Surety.....	14,323 21	2,795 64	11,527 57	10,991 78	3,351 20	30.49
Casualty Co. of Canada.....	13,169 39	744 78	12,424 61	11,106 42	3,781 51	34.04
Century Insurance.....	1,670 67		1,670 67	1,459 09	1,393 64	95.51
Commercial Union.....	3,719 05	1,606 44	2,112 61	1,650 64	464 95	28.17
Continental Casualty.....	1,088 12	37 37	1,050 75	1,170 31	251 66	21.50
Continental Insurance.....						
Dominion of Canada General.....	50,872 18	2,829 47	48,042 71	36,618 49	10,434 08	28.49
Employers' Liability.....	32,481 52	1,029 69	31,451 83	31,806 16	15,581 76	48.98
Employers' Reinsurance.....	2,839 07		2,839 07	2,666 01	-30 30	
Federal Fire.....	7,915 64		7,915 64	7,462 87	3,723 83	49.90
Fidelity & Casualty of New York.....	318 17		318 17	265 54		
Fidelity Insurance of Canada.....	12,512 08	2,712 44	9,799 64	15,306 66	8,433 04	55.10
Fidelity-Phenix.....						
Fonciere Transport.....	6,413 35	57 50	6,355 85	19,832 15	4,943 17	24.93
Franklin Fire.....						
General Accident of Canada.....	37,659 66	1,458 45	36,201 21	35,169 08	15,841 52	45.04
General Accident, Fire & Life.....	2,658 12		2,658 12	2,341 08	1,325 83	56.63
General Casualty of Paris.....	2,862 99	152 40	2,710 59	2,528 43	1,226 30	48.50
Glens Falls.....						
Globe Indemnity.....	23,795 45	7,172 71	16,622 74	13,923 80	6,775 95	48.66
Grain Insurance.....				190 86		
Guarantee Co. of North America.....	344 65		344 65	473 14		
Guardian Insurance of Canada.....	8,005 53	-45 36	8,050 89	11,480 06	8,634 58	75.22
Guildhall.....	2,797 07		2,797 07	2,301 18	2,541 90	110.46
Hartford Accident & Indemnity.....	12,026 72	245 53	11,781 19	10,230 18	5,745 69	56.16
Home Insurance.....						
Hudson Bay.....	292 90	292 90				
Imperial Guarantee & Accident.....	3,909 60	251 80	3,657 80	3,176 39	1,516 93	47.76
Imperial Insurance Office.....	618 03		618 03	469 64	258 19	54.98



TABLE XIII.—CASUALTY AND MISCELLANEOUS (OTHER THAN AUTOMOBILE) PREMIUMS AND LOSSES IN ONTARIO DURING 1936, ACCORDING TO CLASSES OF INSURANCE—*Continued*

WEATHER INSURANCE—*Continued*

Companies	PREMIUMS WRITTEN			Net premiums earned	Net losses incurred	Ratio net losses incurred to net premiums earned
	Gross less return premiums	Licensed reinsurance ceded	Net			
	\$ c.	\$ c.	\$ c.	\$ c.	\$ c.	%
<b>JOINT STOCK</b>						
Canada Security	2 14		2 14	2 10	24 41	1,162.38
Canadian Fire	921 76		921 76	643 25	405 58	63.05
Canadian General	568 59	234 50	334 09	-119 34	406 60	
Car & General Insurance Corp.						
Central Union Insurance	7 25	3 00	4 25	-1 12		
Century Insurance Co.						
China Fire Insurance Co.	25		25	3 27		
Citizens Insurance						
City of New York						
Columbia Insurance Co.	4 64		4 64	5 55	10 18	183.42
Commercial Union Ass'ce.						
Connecticut	443 52	258 98	184 54	143 83	76 17	52.96
Continental Insurance	1,443 62	59 74	1,383 88	1,472 86	81 65	5.54
Cornhill Insurance						
County Fire Insurance	63 16	59 16	4 00	2 23	1 17	50.50
Eagle, Star & British Dominions						
Employers' Liability Ass'ce.	644 40	128 36	516 04	313 92	112 67	35.89
Equitable Fire & Marine	160 85	123 94	36 91	28 78	15 23	52.92
Eureka Security	12 00		12 00	9 60		
Fidelity-Phenix	1,449 01	-1 85	1,450 86	1,656 02	500 35	30.21
Fire Assoc. of Philadelphia	47 68	23 70	23 98	223 84		
Firemen's Fund Insurance						
Firemen's Insurance	4,651 60		4,651 60	2,813 36	1,408 27	50.05
First American Fire	35 50		35 50	73 48		
First National Insurance						
Franklin Fire	317 80	317 80				
General Accident Ass'ce.						
General Accident, Fire & Life						
General Fire of Paris	86 74	81 97	4 77	10 83		
General Insurance of America	-7 13	19 35	-26 48	-26 48		
Girard						
Glens Falls	871 86	72 27	799 59	905 02	328 08	36.25
Globe Indemnity						
Great American Insurance	220 96	24 06	196 90	110 31	51 39	46.58
Guardian Ass'ce Co.						
Guardian Insurance of Canada						
Guildhall				3 09		
Hanover Fire	05		05	05		
Hartford Fire	28,159 34		28,159 34	30,197 68	11,031 40	36.53
Home, Fire & Marine						
Home Insurance	21,959 70		21,959 70	25,788 68	17,546 44	68.04
Homestead	491 50	491 50				
Hudson Bay						
Imperial Ass'ce Co.	291 46	282 18	9 28	11 09	20 36	183.59
Imperial Guarantee	4 60		4 60	21 56		
Imperial Insurance Office						
Insurance of North America	1,027 37		1,027 37	1,087 35	81 39	7.49
Law, Union & Rock				3 66		
Legal & General				2 50		
Liverpool & London & Globe						
Liverpool-Manitoba Ass'ce.						
Local Government						
London Assurance	25 83	12 35	13 48	83 04		
London-Canada	702 85	634 22	68 63	22 88		
London & County Insurance	18 00		18 00	10 80		
London Guarantee & Accident	17 88	8 60	9 28	11 10	20 36	183.42
London & Lancashire Insurance	2,708 23	1,082 99	1,625 24	1,369 56	64 03	4.68
London & Lancashire Guar. & Acc.						
Maryland Insurance	101 88	92 57	9 31	62 48		
Mercantile	180 83	145 12	35 71	21 10		
Merchants Fire	317 94		317 94	158 17	21 26	13.40
Merchants Marine	81 13		81 13	62 29	8 25	13.24
Mercury	191 38		191 38	416 99		
Michigan Fire & Marine	28 50		28 50	52 40		
Motor Union Insurance						
National Fire	1,230 14	240 00	990 14	219 09	13 20	6.02
National Liberty						
National-Liverpool						
National-Provincial						
National Union	2,641 95		2,641 95	1,362 93	1,769 88	129.88
Newark Fire Insurance						
New Brunswick						
New York Underwriters	25 22	12 61	12 61	179 30	44 36	24.58
Niagara	257 33	12 96	244 37	391 76	238 25	60.82
North British & Mercantile						
North Empire	21 28	12 00	9 28	11 09	20 36	183.59
North River	11 20		11 20	1 74		
Northwestern National	7,278 03		7,278 03	7,109 43	3,866 09	54.38



TABLE XIII.—CASUALTY AND MISCELLANEOUS (OTHER THAN AUTOMOBILE) PREMIUMS AND LOSSES IN ONTARIO DURING 1936, ACCORDING TO CLASSES OF INSURANCE—*Continued*

WEATHER INSURANCE—*Continued*

Companies	PREMIUMS WRITTEN			Net premiums earned	Net losses incurred	Ratio net losses incurred to net premiums earned
	Gross less return premiums	Licensed reinsurance ceded	Net			
	\$ c.	\$ c.	\$ c.	\$ c.	\$ c.	%
<b>JOINT STOCK</b>						
North West Fire Insurance						
Northern Ass'ce.						
Norwich Union	83 48	53 50	29 98	15 06	170 90	1,134.79
Occidental Union						
Ocean Accident						
Pacific Coast						
Palatine Insurance						
Patriotic Ass'ce.						
Pearl	62 99	12 00	50 99	50 04		
Philadelphia Fire & Marine	100 00		100 00	16 04		
Phenix of Paris	34 37	30 25	4 12	7 53		
Phoenix of Hartford	742 77	443 61	299 16	238 79	126 22	52.86
Phoenix of London	845 95	355 40	490 55	256 24	291 20	113.64
Pilot						
Pioneer Insurance						
Planet Ass'ce.	1 55		1 55	52		
Providence-Washington	25 01		25 01	72 53	-23 68	
Provident						
Provincial Insurance Co.						
Prudential Ass'ce.	645 62	1,575 39	-929 77	1,687 40	-53 00	
Quebec Fire Ass'ce.	91 95	80 51	11 44	1 67		
Queen City						
Queen Insurance of America						
Railway Passengers						
Reliance	232 99	69 15	163 84	44 06	24 33	55.22
Rhode Island Insurance						
Royal Exchange						
Royal Insurance						
Royal Scottish Insurance						
St. Paul Fire & Marine	1,371 03	87 71	1,283 32	2,082 86	2,048 69	98.36
Scottish Canadian Ass'ce.						
Scottish Metropolitan						
Scottish Union & National	306 00	2 25	303 75	196 25	110 70	56.41
Sea Insurance Co.						
Security	55 36	28 92	26 44	11		
Sentinel	9 62	2 50	7 12	13 10		
Southern Insurance						
Springfield	357 39	60 91	296 48	620 31	35 00	5.64
State Ass'ce.						
Sun Insurance Office	67 60	1 55	66 05	21 94		
Svea Fire & Life	8 44	7 02	1 42	2 25		
Toronto General Insurance	195 47		195 47	-427 21	396 80	
Travelers Fire						
Union Ass'ce.						
Union of Canton	3 80	80	3 00	- 11		
Union Marine	18 40	9 12	9 28	11 47	20 36	177.51
United British Insurance						
United Firemen's	4 64		4 64	5 55	10 18	183.42
United States Fidelity						
United States Fire	126 78		126 78	13 72	30 83	224.71
Wapiti	143 98		143 98	5,229 19	961 89	18.39
Westchester	96 04	-59 78	155 82	124 57	191 58	153.79
Western Ass'ce.	1,002 34	76 13	926 21	764 29	591 92	77.45
World Fire & Marine	44 81		44 81	142 78		
World Marine & General						
<b>MUTUAL</b>						
Economical	3,601 65		3,601 65	2,131 43	211 30	9.91
Hardware Dealers	11 54		11 54	63 45	23 79	37.49
Hardware Mutual	11 54		11 54	63 58	23 79	37.42
Indiana Lumbermen's	106 10		106 10	24 27	1 07	1.14
Lumbermen's Mutual Insurance	4 97		4 97	10 86	1 07	9.85
Lumber Mutual	57 26	31 94	25 32	49 04	1 07	2.18
Mill Owners Mutual	124 76		124 76	75 69	9 07	11.98
Minnesota Implement	11 54	9 87	1 67	62 76	23 79	37.90
Northwestern Mutual	27 38		27 38	93 23	9 62	10.32
Pennsylvania Lumbermen's	4 97		4 97	6 09	1 07	17.66
Portage La Prairie	223 24		223 24	315 42	203 24	64.43
Wawanesa	22,581 78		22,581 78	17,241 94	4,030 19	23.37
<b>FARMERS' MUTUAL</b>						
Huron Weather*	7,336 35		7,336 35	9,259 49	1,181 25	12.76
Ontario Farmers' Weather	13,742 46		13,742 46	12,561 11	4,016 14	31.97
Western Farmers' Weather	36,325 29		36,325 29	32,075 24	12,803 85	39.92

\*Reinsured by Western Farmers' Weather as of July 1st, 1936.

TABLE XIII.—CASUALTY AND MISCELLANEOUS (OTHER THAN AUTOMOBILE) PREMIUMS AND LOSSES IN ONTARIO DURING 1935, ACCORDING TO CLASSES OF INSURANCE—*Concluded*

WEATHER INSURANCE—*Concluded*

Companies	PREMIUMS WRITTEN			Net premiums earned	Net losses incurred	Ratio net losses incurred to net premiums earned
	Gross less return premiums	Licensed reinsurance ceded	Net			
OTHER	\$ c.	\$ c.	\$ c.	\$ c.	\$ c.	%
Lloyds.....	-140 00		-140 00	173 00		.....
Totals.....	172,769 88	7,431 98	165,337 90	163,771 46	65,944 76	40.28

WORKMEN'S COMPENSATION INSURANCE

British Empire.....	4 90		4 90	2 49		.....
Canada Security.....						.....
Employers' Liability.....					5,208 76	.....
Employers' Reinsurance.....	31 42		31 42	29 66		.....
Fidelity & Casualty.....	69 96		69 96	59 65		.....
Fidelity Insurance of Canada.....						.....
Hartford Accident & Indemnity.....						.....
Imperial Guarantee.....	171 56		171 56	94 60		.....
Imperial Insurance Office.....						.....
Indemnity of North America.....						.....
Law, Union & Rock.....	18,303 65		18,303 65	11,383 94	7,502 27	65.90
Lloyds.....	3,897 36		3,897 36	2,421 04	99 19	.45
London Guarantee & Accident.....						.....
London & Lancashire Guar. & Acc.....	202 00		202 00	121 20	36 00	29.70
Maryland Casualty.....	2,510 07		2,510 07	1,932 00	145 73	7.54
Northern Assurance.....						.....
North British & Mercantile.....						.....
Norwich Union.....						.....
Ocean Accident & Guarantee.....						.....
Pilot.....						.....
Provident Assurance.....						.....
Prudential Assurance.....						.....
Railway Passengers.....						.....
Royal Exchange.....						.....
Royal Insurance.....						.....
Scottish Metropolitan.....						.....
Sun Insurance Office.....						.....
Toronto General.....				10 33		.....
Union of Canton.....	4,156 88		4,156 88	3,293 52	449 91	13.64
United States Fidelity.....	988 43		988 43	665 30	1,027 45	154.43
Western.....						.....
World Marine & General.....						.....
Totals.....	30,336 23		30,336 23	20,013 73	14,469 31	72.30

TABLE XIV.—COMPARATIVE SUMMARY OF PREMIUMS AND LOSSES (TOTALS) IN ALL CLASSES OTHER THAN LIFE FOR THE YEARS ENDING DECEMBER 31st, 1935 AND 1936

Class	1935				1936			
	Net premiums written	Net premiums earned	Net losses incurred	Ratio net losses incurred to net premiums earned	Net premiums written	Net premiums earned	Net losses incurred	Ratio net losses incurred to net premiums earned
	\$	\$	\$	%	\$	\$	\$	%
Fire:								
Joint Stock.....	13,361,202.83	13,331,547.27	4,630,208.08	34.73	12,654,638.14	13,062,480.16	4,778,820.02	36.58
Farmers' Mutuals.....	1,605,030.70	1,598,002.54	972,707.67	60.87	1,635,026.99	1,631,546.38	927,560.35	56.85
New England Factory Mutuals.....	713,150.69	1,598,002.54*	22,400.57	...	928,918.47	79,879.77	79,879.77	...
Other Mutuals.....	792,702.59	782,630.00	266,400.20	34.04	811,810.31	795,948.72	193,604.09	24.32
Cash Mutuals Without Capital.....	1,617,790.63	1,459,804.24	642,212.20	43.99	1,584,926.35	1,579,825.87	608,200.34	38.50
Cash Mutuals With Capital.....	210,098.83	179,265.76	70,831.04	39.51	208,786.96	52,055.95	52,055.95	25.11
Reciprocal Exchanges.....	266,004.26	262,240.05	159,423.49	60.79	208,195.92	217,685.32	112,590.04	51.72
Lloyds.....	194,279.64	127,297.97	57,648.04	45.27	361,779.70	278,261.03	63,422.67	22.80
Automobile.....	7,017,027.56	6,963,889.62	4,123,232.78	59.21	7,020,609.06	7,553,033.53	4,717,954.86	62.46
Accident.....	1,209,920.48	1,203,245.89	552,235.44	45.90	1,334,787.01	1,304,090.14	585,518.89	44.90
Accident and Sickness Combined.....	964,846.63	961,742.49	569,971.33	59.26	1,034,761.47	1,020,755.03	603,881.34	59.16
Aircraft.....	32,145.86	23,246.83	22,391.97	96.32	55,249.80	48,028.68	12,225.34	25.45
Boiler and Machinery.....	351,205.77	368,326.66	45,579.03	12.37	327,285.85	367,769.51	45,319.58	12.32
Credit.....	91,331.83	86,936.14	33,434.07	38.46	97,789.28	94,771.97	1,251.60	1.32
Employers' Liability.....	87,440.03	86,265.51	73,196.42	84.85	122,778.24	118,301.77	47,492.09	40.15
Guaranty.....	943,327.69	914,987.23	196,614.11	21.49	956,115.56	927,572.00	165,238.28	17.81
Hail.....	127,622.24	127,622.24	173,163.89	135.68	165,543.42	165,543.42	63,815.48	38.55
Inland Transportation.....	676,013.63	654,773.75	209,513.39	32.00	698,864.59	703,442.39	329,902.45	46.90
Live Stock.....	22,495.11	22,235.26	17,807.65	80.09	30,351.89	27,951.67	22,552.44	61.37
Marine.....	580,997.04	537,132.11	270,451.32	50.35	644,442.42	623,168.03	428,179.86	68.71
Personal Property.....	227,928.68	224,537.08	90,944.04	40.50	7,203.01	5,430.31	3,168.94	38.56
Plate Glass.....	27,038.96	22,521.22	64,840.19	287.91	219,563.56	221,227.64	93,402.99	42.72
Property Damage.....	805,705.03	787,577.55	319,457.84	40.56	719,148.95	580,200.53	4,693.12	7.84
Public Liability.....	494,679.85	493,870.14	322,194.54	65.24	819,703.33	795,144.88	35,774.55	44.92
Sickness.....	14,496.77	12,101.60	5,425.85	44.83	531,621.01	523,143.08	335,512.41	64.32
Sprinkler Leakage.....	579,135.68	535,583.84	314,638.04	58.75	164,641.76	13,561.83	3,050.57	22.51
Theft.....	166,580.83	145,927.97	44,792.67	30.69	593,740.79	581,227.85	246,915.47	40.38
Weather.....	2,475.54	3,901.14	4,719.53	120.97	163,771.46	163,771.46	65,944.16	40.28
Workmen's Compensation.....	...	...	...	...	30,336.23	20,013.73	14,469.51	72.30

\*"Net premiums earned" was not calculated. The ratio of net losses incurred to net amount at risk was 8.42 in 1935 and 27.32 in 1936 per \$100,000.

# V

## APPENDICES

### APPENDIX I

#### REVIEW OF 1937 LEGISLATION, ONTARIO

At the 1937 session of the Legislature no important amendments to *The Insurance Act* were enacted. Certain miscellaneous amendments were effected under *The Statute Law Amendment Act, 1937* (see Statutes of Ontario, 1937, c. 72, s. 29). The following is a synopsis of the amendments so enacted:

*Subsection 7 of section 25 of The Insurance Act* is amended by substituting the word "province" for the words "legislative jurisdiction." Under this subsection, which relates to the licensing of extra provincial corporations, it was found that certain foreign insurers which have held licenses in Ontario for a number of years were unable to strictly comply with this provision. The subsection is therefore amended to apply only to provincially incorporated companies.

Under the provisions of section 103, section 107 respecting assessments on premium notes does not apply to mutual live stock and weather insurance corporations, but under the provisions of section 201 (1) (c) and 197c it does apply to such corporations. The amendment to *subsection 1 of section 103* removes this inconsistency by striking out the figures "107" in the third line.

*Subsection 2 of section 106* is amended by striking out the word "cash" in the fifth line, and inserting after the word "total" in the sixth line the word "net." Section 106 (4) defines actual surplus and not cash surplus. The word "cash" is deleted to correct the error. By basing the qualifying surplus on "total net amount" at risk in place of "total amount" the application of the surplus requirement for approval of rate reduction is made equitable between companies which cede reinsurance and those which do not.

*Subsection 4 of section 106* is amended by striking out the word "cash" in the first line and by inserting after the word "payment" in the fifth line the words "and instalments thereof." The subsection defines actual surplus and not cash surplus. The word "cash" is deleted to correct the error.

*Section 106* is further amended by adding thereto the following subsections:

(5) When on the 31st day of December the surplus of an insurer in terms of cents per one hundred dollars of net insurance in force is not less than the amount set out in the following table, or, in the case of an insurer with less than two million dollars of net insurance in force, such other amount as shall be approved by the Superintendent, the directors may within one month thereafter declare a refund, not exceeding in total amount the increase in surplus of such insurer during the preceding year, which shall be credited on the cash payment or instalment next due on each policy or renewal thereof then in force; provided that the refund on each policy shall be in the same ratio to the total refund as the face value of the premium note is to the total face value of all premium notes in force at said year end; and provided further that the by-laws of the insurer require that each new member shall pay at the time of application a membership fee of at least twenty cents per one hundred dollars of insurance, or that refunds shall be payable only to members insured continuously during the five years preceding the refund.

#### TABLE

When the total net amount at risk is greater than \$25,000,000—	\$0.60.
When the total net amount at risk is greater than 10,000,000—	.70.
When the total net amount at risk is greater than 5,000,000—	.80.
When the total net amount at risk is greater than 2,000,000—	1.00.

(6) Subsection 5 shall not apply to cash mutual fire insurance corporations, or to an insurer the surplus of which, as defined by subsection 4, exceeds ten per centum of the total amount at risk.

These subsections set out safety conditions under which purely mutual farm fire insurance companies may limit surplus by refunds of premium.

*Subsection 5 of section 114 of The Insurance Act* is repealed, and the following substituted therefor:

(5) This section shall not apply to an insurer which is restricted by its license to the insurance against fire and lightning of buildings, plant and stock of millers and grain dealers used in connection with the grain trade, and the dwellings, outbuildings and contents thereof owned by such millers and grain dealers or their employees when and so long as its surplus as defined by subsection 4 of section 106 exceeds ten per centum of the total amount at risk.

The Canadian Millers Mutual Fire Insurance Company is the only insurer affected by this amendment. The Company's business was previously limited to insuring the buildings, plant and stock of millers and grain dealers used in connection with the grain trade. The amendment permits the Company to extend its business to the insuring of the dwellings, outbuildings and contents thereof owned by such millers and grain dealers and their employees.

*Subsection 4 of section 257* is amended by striking out the words "fee of ten dollars" in the second line and inserting in lieu thereof the words "prescribed fee."

*Subsection 4 of section 259* is similarly amended by striking out the words "a fee of twenty-five dollars" in the third line.

*Subsection 4 of section 263* is also similarly amended by striking out the words "a fee of ten dollars" in the second line.

Sections 257 (4), 259 (4) and 264 (4) of the Act previously provided set license fees for brokers, special brokers and adjusters. By virtue of the above amendment such fees may now be prescribed by Order-in-Council in the same manner as all other fees under the Act as provided in section 78.

## APPENDIX II

## REPORT OF THE STANDING COMMITTEE ON VALUATION OF SECURITIES

ASSOCIATION OF SUPERINTENDENTS OF INSURANCE  
OF THE PROVINCES OF CANADA

The following resolution was adopted at the 14th Annual Conference of the Association held in Winnipeg, Manitoba, September 9th to 11th, 1931:

"Whereas it is desirable that all provinces should prescribe the same basis of valuation of securities for use by insurers in completing annual statement blanks;

"Be it resolved that the Provinces of Quebec and Ontario are hereby constituted the Association 'Standing Committee on Valuation of Securities,' with full power to determine the basis of valuation of securities and with instructions to publish through the Secretary, not later than the 15th of January in each year, a list of securities held by insurers as at the December 31st next preceding, with valuations thereof, to be used in completing annual statement blanks."

Each year since 1931 your Committee has submitted reports determining the basis of valuation of bonds, debentures and stocks in respect of annual statements for each of the past five years, and subsequently lists of securities held by insurers showing the values so determined were published and used to complete the said annual statements for all provinces.

The question of valuation of securities in respect of annual statements for the current year has been under consideration by your Committee for the past several months. Three weeks ago, a member of your Committee attended the annual meeting of the National Convention of Insurance Commissioners, when the Commissioners of Insurance of the United States agreed upon the manner in which securities should be required to be valued for the purpose of completing annual statements to the several state departments in the United States. Your Committee is pleased to report again this year that, in its opinion, the basis of valuation approved by the National Convention of Insurance Commissioners is a sound one and again recommends that, having regard to the peculiarly international character of the insurance business, with United States companies carrying on business in every province of Canada, and numerous Canadian companies doing a large and increasing business in the United States, the several provinces of Canada approve the same basis of valuation as that adopted by the several states of the United States.

The resolution unanimously adopted by the National Convention of Insurance Commissioners is appended to this report.

Your Committee has unanimously concluded to determine that the values of bonds, debentures and stocks shall be fixed, for the purposes of the provinces of Canada, upon the same basis as the value of such securities has been determined by the said resolution for the states of the United States, subject only to such minor adjustments as are necessary to adopt the said basis to Canadian statutes, practice and forms.

On or about January 16th, 1937, a list of securities held by insurers, incorporated and licensed by provincial governments, other than

- (a) securities permitted to be valued on an amortized basis, and
- (b) stocks authorized to be valued at market values as of December 31st, 1936,

will be published, showing the value of each security listed to be used in completing annual statement blanks as of December 31st, 1936, and distributed by the Secretary of the Association to all insurers, incorporated and licensed by provincial governments.

Dated at Toronto, this 30th  
day of December, A.D. 1936.

HARTLEY D. McNAIRN (Ont.),  
On behalf of the Committee (Ont. and Que.).

RESOLUTION ADOPTED BY THE NATIONAL CONVENTION OF INSURANCE COMMISSIONERS  
AT THE ANNUAL MEETING HELD IN HOT SPRINGS, ARK.,  
DECEMBER 8TH AND 9TH, 1936

RESOLVED: that the book on valuations of securities, to be published under the auspices of the National Association of Insurance Commissioners in January, 1937, shall be prepared upon the following basis:

1. Stocks and bonds (other than those described in paragraph 2 below) shall be valued at market quotations as of December 31st, 1936, except that in the case of securities not quoted on that date the latest available information shall be used. Stock valuations shall include dividends declared or accrued.

STATE AND MUNICIPAL BONDS

2. Bonds of states of the United States and of provinces of the Dominion of Canada and political subdivisions thereof shall be valued as follows:
  - (a) Such bonds which are not in default shall be valued at the mean of the values established by the National Association of Insurance Commissioners for December 31st, 1935, and the market quotations as of October 1st, 1936, but in no case at values greater than the market quotations as of October 11th, 1936. Such bonds if issued in 1936, prior to October 1st, shall be valued at October 1st, market quotations; if issued subsequent to October 1st, the original offering price (cost) shall be used.
  - (b) Such bonds which are in default shall be valued by the publishers of the association book on valuations of securities with such reasonable adjustments of market quotations as of October 1st, 1936, as are warranted by the circumstances involved in the separate issues. Such adjusted values should approximate the mean of the valuations established by the Association for December 31st, 1935, and the market quotations as of October 1st, 1936, and shall be subject to review by the committee on valuation of securities.

STOCKS AND BONDS

RESOLVED: that for the inventory of stocks and bonds in the annual statements of insurance companies and societies as of December 31st, 1936, the following basis is recommended as a fair market value:

1. All bonds amply secured and not in default shall be valued on an amortized basis wherever and in the manner permitted by law.
2. All other bonds . . . and, where amortization is not permitted by law, all bonds . . . should be valued as shown in the book on valuations of securities published under the auspices of the National Convention of Insurance Commissioners.
3. Stocks should be valued as shown in the book on valuations of securities, except as hereinafter provided.

STOCKS HELD BY LIFE COMPANIES

4. Stocks held by life insurance companies may be valued in the aggregate at the cost or book value, whichever is lower, provided the income received by such companies on such stocks in the aggregate, during each of the five years preceding the date of valuation, shall have been at a rate sufficient to meet the interest required to maintain policy reserves and other policy obligations, and provided further that the net investment income received by such companies on their ledger assets shall not have been less than required to maintain the reserve. This shall not apply to stocks of corporations in receivership or similar status. Cost as used shall be held to include stocks received as exchanges or rights received as dividends or otherwise at not to exceed the market value quoted on the date acquired.

FURTHER RESOLVED: that in cases where the condition of insurance companies may require the immediate disposition of securities, it is recommended that the discretion of the state supervisory officials of insurance should be exercised to vary the general formula herein set forth, so as to adopt prices reflected by the exchanges.

There follows some general instructions prepared for the convenience and guidance of insurers.

## GENERAL INSTRUCTIONS

Schedules of bonds, debentures and stocks owned or held as security for loans by insurers as of December 31st, 1936, required to be filed with the several provincial Departments of Insurance in Canada shall be valued in accordance with the foregoing and with these instructions:

1. *Stocks and Bonds Generally.* Except as hereinafter provided, stocks and bonds shall be valued at market quotations as of December 31st, 1936.

2. *Amortization Basis for Bonds Not in Default.* All bonds with certain exclusions as follows, having a fixed term and rate of interest and not in default as to principal or interest, shall be valued on an amortized basis.

Bonds of corporations other than municipal, which have been subject of a plan of refinancing either by the issue of new bonds, income or otherwise, or upon which the whole or any part of interest payments have been deferred or payable by any consideration other than cash, should be valued at market quotations as of December 31st, 1936, and may be classified as "not in default."

3. *Bonds of Municipalities in Default.* Bonds of states of the United States and of the provinces of the Dominion of Canada and political subdivisions thereof, not eligible to amortization, shall be valued at the rates shown in this list.

Where any corporation, municipal or otherwise, has defaulted principal and/or interest on any outstanding liability, all securities of that corporation must be classified as in default, and the promulgated values used in all cases.

4. *Stocks of Life Companies.* Stocks held by life insurance companies may be valued in the aggregate at the cost or book value, whichever is the lower, provided the income received by such companies on such stocks, in the aggregate during each of the five years preceding the date of valuation, shall have been at a rate sufficient to meet the interest required to maintain policy reserves and other policy obligations, and provided further that the net investment income received by such companies on their ledger assets shall not have been less than required to maintain the reserve. This shall not apply to stocks of corporations in receivership or similar status. Cost as used shall be held to include stocks received as exchanges or rights received as dividends or otherwise at not to exceed the market value quoted on the date acquired.

Omissions or inaccuracies in this publication, or requests for additional information, should be drawn to the attention of or made to the Secretary.

HARTLEY D. McNAIRN,  
Secretary.

Toronto, Ontario, January 16th, 1937.



## APPENDIX III

## UNLICENSED INSURANCE PLACED DURING 1936 BY SPECIAL INSURANCE BROKERS LICENSED PURSUANT TO SECTION 259 OF THE INSURANCE ACT

Name of Company	Barton & Ellis, Ltd.	Irish & Maulson, Ltd.	Muntz & Beatty, Ltd.	Willis, Faber & Co., Ltd.	Total
	\$		\$		\$
Economic Ins. Co., Ltd., London.....			50,000		50,000
Lloyds, Chicago.....	2,000				2,000
National Pet. Mutual Ins. Co., Pa.....			150,000		150,000
Gross Amount Insurance Placed.....	2,000		200,000		202,000
Amount Cancellations.....			50,000		50,000
Net Amount Insurance Placed.....	2,000		150,000		152,000
Gross Amount in Force, Dec. 31, 1936	2,000		150,000		152,000
Gross Premiums.....	40		860		900
Return Premiums.....			49		49
Net Premiums Written.....	40		811		851

## APPEN

STATEMENT OF THE LOCATION OF THE HEAD OFFICES AND NAMES  
INCORPORATED BY ONTARIO OTHER

Name of Company	Class of Insurers	Head Office	President or Principal Officer
Algoma Mutual	Mutual	Sault Ste. Marie	A. H. Huckson
Amherst Island	Mutual	Stella	Samuel Miller
Ayr	Mutual	Ayr	A. C. Becker
Bay of Quinte Agricultural	Mutual	Picton	H. S. Welbanks
Bertie and Willoughby	Mutual	Wainfleet	E. O. Disher
Blanshard	Mutual	Science Hill	Duncan McVannell
Blenheim, North	Mutual	Plattsville	R. W. Newton
Brant County	Mutual	Brantford	Charles Collins
Canadian Millers'	Mutual	Hamilton	Lt.-Col. A. L. Noble
Caradoc Farmers'	Mutual	Mount Brydges	Archie Walker
Chosen Friends, Canadian Order Soc.	Fraternal	Hamilton	W. H. Montague
Civil Service Mutual Benefit	Fraternal	Ottawa	A. H. Brown
Clinton Township	Mutual	Beamsville	Camby Wismer
Culross	Mutual	Teeswater	Thomas P. McDonald
Dereham and W. Oxford	Mutual	Ingersoll	J. Campbell
Dorchester, North and South	Mutual	Harrietsville	S. S. McDermand
Downie	Mutual	St. Paul's	Leslie Brown
Dufferin Farmers'	Mutual	Shelburne	W. J. Jelly
Dumfries, N., and Waterloo, S.	Mutual	Galt	W. C. Shaw
Dunwich Farmers'	Mutual	Iona Station	J. F. McMillan
Easthope, South	Mutual	Tavistock	Wm. L. Schaefer
Ekfrid	Mutual	Appin	D. A. McCallum
Elma Farmers'	Mutual	Atwood	Thomas Cleland
Empire Life Insurance Company	Stock	Kingston	C. P. Fell
Eramosa	Mutual	Rockwood	Jos. R. Rutherford
Erie Farmers'	Mutual	South Cayuga	Walter Ebert
Farmers' Central	Mutual	Walkerton	Moses Bilger
Farmers' Union	Mutual	Lindsay	Bruce McNevin
Federal Fire Insurance Co.	Stock	Toronto	Col., Hon. H. A. Bruce
Foesters, Canadian Order of	Fraternal	Brantford	W. M. Couper
Formosa	Mutual	Formosa	Jno. F. Waechter
Germania Farmers'	Mutual	Ayton	Andrew Schenk
Glengarry Farmers'	Mutual	Alexandria	E. L. McNaughton
Gore District	Cash-Mutual	Galt	A. R. Goldie
Grand River	Mutual	Caledonia	Wm. Bell
Grenville Patron	Mutual	Spencerville	E. D. Perrin
Grey and Bruce	Mutual	Hanover	D. McKinnon
Guelph Township	Mutual	Guelph	J. P. Henderson
Halton Union	Mutual	Campbellville	Daniel Gray
Hamilton Firemen's Benefit Fund	Fraternal	Hamilton	Geo. Newcombe
Hamilton Police Benefit Fund	Fraternal	Hamilton	John Duffy
Hamilton Township	Mutual	Cobourg	E. H. Martyn
Hand-in-Hand	Stock	Toronto	W. R. Houghton
Hay Township	Mutual	Zurich	Fred J. Haberer
Hopewell Creek	Mutual	New Germany	A. G. Brohman
Howard Farmers'	Mutual	Ridgetown	R. L. Smyth
Howick Farmers'	Mutual	Wroxeter	Alex. McKercher
Kent and Essex	Mutual	Merlin	Thos. R. Clark

## DIX IV

AND ADDRESSES OF PRINCIPAL OFFICERS OF ALL INSURERS  
THAN MUTUAL BENEFIT SOCIETIES

Post Office	Vice-President	Post Office	Manager or Secretary	Post Office
Sault Ste. Marie.	R. M. Beatty . . . . .	Manitowaning . . . . .	Lt.-Col. T. H. Elliott . . . . .	Sault Ste. Marie
Stella . . . . .	A. N. Hitchins . . . . .	Stella . . . . .	E. C. McDonald . . . . .	Stella
Ayr . . . . .	Wm. Manson . . . . .	Ayr . . . . .	A. L. Easton . . . . .	Ayr
Milford . . . . .	M. F. Hawkins . . . . .	Woodrous . . . . .	W. A. Davis . . . . .	Picton
Ridgeway . . . . .	Nathan Day . . . . .	Ridgeway . . . . .	Jno. G. Wills . . . . .	Wainfleet
St. Mary's . . . . .	Jas. A. Highet . . . . .	Science Hill . . . . .	Stuart H. Driver . . . . .	Science Hill
Tavistock . . . . .	M. Hall . . . . .	Bright . . . . .	Thos. Hastings . . . . .	Plattsville, R. 1
Burford . . . . .	John A. Campbell . . . . .	Brantford . . . . .	E. M. Edy . . . . .	Brantford
Norval . . . . .	R. A. Thompson . . . . .	Lynden . . . . .	Irving M. Lockie . . . . .	Hamilton
Muncey . . . . .	C. M. Trott . . . . .	Mt. Brydges . . . . .	E. W. J. Sutherland . . . . .	Mt. Brydges
Hamilton . . . . .	E. J. Gott . . . . .	Amherstburg . . . . .	C. H. Fitch . . . . .	Hamilton
Ottawa . . . . .	. . . . .	. . . . .	J. J. McGill . . . . .	Ottawa
Jordan . . . . .	C. C. Martin . . . . .	St. Anne's . . . . .	G. A. Tinlin . . . . .	Beamsville
Teeswater . . . . .	Alex. Grant . . . . .	Formosa . . . . .	F. G. Moffat . . . . .	Teeswater
Salford . . . . .	R. H. Mayberry . . . . .	Ingersoll . . . . .	C. H. Kipp . . . . .	Ingersoll
Port Burwell . . . . .	J. E. O'Neil . . . . .	Belmont . . . . .	S. E. Facey . . . . .	Harrietsville
Motherwell . . . . .	A. J. Bradshaw . . . . .	St. Paul's . . . . .	Geo. Armstrong . . . . .	St. Paul's, R. 2
Shelburne . . . . .	J. A. Marshall . . . . .	Orangeville . . . . .	J. A. Richardson . . . . .	Shelburne
Hespeler . . . . .	D. W. Dunkin . . . . .	Dundas . . . . .	W. R. Cross . . . . .	Galt
Rodney . . . . .	D. K. Andrew . . . . .	West Lorne . . . . .	W. A. Galbraith . . . . .	Iona Station
Tavistock . . . . .	David Blain . . . . .	Tavistock . . . . .	Edwin Caister . . . . .	Tavistock
Glencoe . . . . .	J. G. Lethbridge . . . . .	Glencoe . . . . .	Herman Galbraith . . . . .	Appin
Listowel . . . . .	Thos. Daugherty . . . . .	Henfryn . . . . .	J. A. McBain . . . . .	Atwood
Toronto . . . . .	A. H. K. Russell . . . . .	Toronto . . . . .	L. T. Boyd . . . . .	Kingston
Rockwood . . . . .	John Hindley . . . . .	Rockwood . . . . .	Thos. A. Forsyth . . . . .	Rockwood, R. 1
Cayuga . . . . .	Alex. Hicks . . . . .	Dunnville . . . . .	A. E. Havill . . . . .	S. Cayuga, R. 1
Mildmay . . . . .	J. L. Tolton . . . . .	Walkerton . . . . .	B. W. Schumacher . . . . .	Walkerton
Omeme . . . . .	J. J. Robertson . . . . .	Dunsford . . . . .	Mrs. Pearl Ford . . . . .	Lindsay
Toronto . . . . .	J. J. Warren . . . . .	Toronto . . . . .	H. Begg . . . . .	Toronto
Montreal . . . . .	. . . . .	. . . . .	Alf. P. Van Someren . . . . .	Brantford
Walkerton . . . . .	Thos. Inglis . . . . .	Clifford . . . . .	Herbert M. Kuntz . . . . .	Formosa
Ayton . . . . .	Adam Ries . . . . .	Clifford . . . . .	Miss Ada B. Fortune . . . . .	Ayton
Lancaster . . . . .	D. A. Ross . . . . .	Martintown . . . . .	V. G. Chisholm . . . . .	Alexandria, R. 1
Galt . . . . .	Jno. R. Blake . . . . .	Galt . . . . .	J. N. MacKendrick . . . . .	Galt
Canfield . . . . .	Robert Allan . . . . .	Caledonia . . . . .	J. E. Stubbs . . . . .	Caledonia
Prescott . . . . .	Geo. Ferguson . . . . .	Oxford Stn. . . . .	W. M. Snyder . . . . .	Spencerville
Chesley . . . . .	A. McArthur . . . . .	Priceville . . . . .	Wm. Ruttle . . . . .	Hanover
Guelph . . . . .	D. Small . . . . .	Guelph . . . . .	A. B. Falconbridge . . . . .	Guelph
Hillsburg . . . . .	D. Campbell . . . . .	Moffat . . . . .	A. T. Moore . . . . .	Campbellville
Hamilton . . . . .	. . . . .	. . . . .	Jas. Cochran . . . . .	Hamilton
Hamilton . . . . .	. . . . .	. . . . .	Jas. McKay . . . . .	Hamilton
Port Hope . . . . .	A. E. Eagleson . . . . .	Cobourg . . . . .	W. A. Hoskin . . . . .	Cobourg, R. 5
Toronto . . . . .	Jos. Walmsley . . . . .	Toronto . . . . .	C. H. C. Fortner . . . . .	Toronto
Zurich . . . . .	John Armstrong . . . . .	Zurich . . . . .	H. K. Eilber . . . . .	Crediton
Ariss . . . . .	A. Newstead . . . . .	Breslau . . . . .	A. J. Frank . . . . .	New Germany
Blenheim . . . . .	David Wilson . . . . .	Ridgetown . . . . .	A. Gillanders . . . . .	Ridgetown
Wroxeter . . . . .	W. H. Gregg . . . . .	Gorrie . . . . .	J. H. Wylie . . . . .	Wroxeter
Fletcher . . . . .	Charles T. Sellars . . . . .	Kingsville . . . . .	Oliver Drury, C.A. . . . .	Chatham

## APPEN

STATEMENT OF THE LOCATION OF THE HEAD OFFICES AND NAMES  
INCORPORATED BY ONTARIO OTHER

Name of Company	Class of Insurers	Head Office	President or Principal Officer
Lambton Farmers'	Mutual	Watford	J. P. McVicar
Lanark	Mutual	Perth	A. A. Bowes
Lennox and Addington	Mutual	Napanee	A. C. Parks
Lobo Township	Mutual	Ilderton	W. H. Salisbury
London Police Benefit Fund	Fraternal	London	W. J. McCullough
London Township	Mutual	Denfield	V. A. Tackabury
McGillivray	Mutual	Parkhill	Wm. E. Lee
McKillop	Mutual	Seaforth	Alex. Broadfoot
Maple Leaf	Mutual	Columbus	G. B. Mothersill
Merchants	Stock	Toronto	W. R. Houghton
Mutual Relief Life Ins. Co.	Mutual	Kingston	Dr. J. C. Connell
Nissouri	Mutual	Kintore	D. E. Henderson
Norfolk	Mutual	Simcoe	Milton N. Porter
North Kent	Mutual	Dresden	J. E. Richardson
Oneida Farmers'	Mutual	Hagersville	Allan Anderson
Ontario Commercial Travellers' Ass'n	Fraternal	London	D. S. McGugan
Ontario Farmers' Weather	Mutual	Grand Valley	Donald L. Gear
Ontario Threshermen's Mutual	Mutual	Chatham	Byrell Harris
Ottawa Firemen	Fraternal	Ottawa	A. B. Turner
Ottawa Police Benefit Fund Ass'n	Fraternal	Ottawa	A. A. MacDonald
Otter	Mutual	Norwich	J. R. Johnson
Peel County	Mutual	Brampton	Albert Hewson
Peel and Maryborough	Mutual	Drayton	R. A. Cherrey
Perth	Cash-Mutual	Stratford	G. G. McPherson, K.C.
Pilot Insurance Company	Stock	Toronto	C. C. Bowen
Prescott Farmers'	Mutual	Alfred	F. X. Cadieux
Puslinch	Mutual	Arkell	Thos. S. Doyle
Queen City	Stock	Toronto	W. R. Houghton
Saltfleet and Binbrook	Mutual	Ancaster	B. E. Corman
Sons of England	Fraternal	Toronto	A. V. Hardwick
Sons of Scotland	Fraternal	Toronto	Dr. John Ferguson
Southwold Farmers'	Mutual	Shedden	John A. Campbell
St. Joseph Union of Canada	Fraternal	Ottawa	Dr. R. H. Parent
Stanstead and Sherbrooke	Stock	Sherbrooke, Que.	Hon. Jacob Nicol
Stratford, City of, Mut. Benefit Fund	Fraternal	Stratford	R. J. Beatty
Toronto General Ins. Co.	Stock	Toronto	G. Larrett Smith, K.C.
Toronto Firemen's Benefit Fund	Fraternal	Toronto	F. Hamilton
Toronto Police Benefit Fund	Fraternal	Toronto	Geo. Elliott
Townsend Farmers'	Mutual	Waterford	S. C. Kitchen
Usborne and Hibbert	Mutual	Exeter	Angus Sinclair

## DIX IV—Continued

AND ADDRESSES OF PRINCIPAL OFFICERS OF ALL INSURERS  
THAN MUTUAL BENEFIT SOCIETIES—Continued

Post Office	Vice-President	Post Office	Manager or Secretary	Post Office
Inwood . . . . .	T. L. McCormick . . . . .	Watford . . . . .	A. G. Minielly . . . . .	Watford
Perth . . . . .	J. H. Ebbs . . . . .	Perth . . . . .	J. E. Anderson . . . . .	Perth
Napanee . . . . .	A. Hartman . . . . .	Odessa . . . . .	D. A. Garrison . . . . .	Napanee
Ilderton . . . . .	J. C. McIntyre . . . . .	Komoka . . . . .	A. E. McKay . . . . .	Ilderton, R. 2
London . . . . .			P. W. Harpur . . . . .	London
London, R. 7 . . . . .	E. B. Powell . . . . .	Ettrich . . . . .	Alfred T. Pattison . . . . .	Denfield, R. 2
Clandeboye . . . . .	D. Drummond . . . . .	Ailsa Craig . . . . .	A. E. Taylor . . . . .	Parkhill, R. 3
Seaforth . . . . .	John E. Pepper . . . . .	Brucefield . . . . .	M. A. Reid . . . . .	Seaforth
Oshawa . . . . .	H. G. Macklin . . . . .	Bowmanville . . . . .	P. G. Purves . . . . .	Columbus
Toronto . . . . .			Chas. M. Horswell . . . . .	Toronto
Kingston . . . . .	D. A. Shaw . . . . .	Kingston . . . . .	W. T. Fortye . . . . .	Kingston
St. Mary's . . . . .	E. J. McMartin . . . . .	Thorndale . . . . .	E. J. Gleason . . . . .	Lakeside, R. 1
Pt. Dover . . . . .	J. H. Lawrence . . . . .	Vittoria . . . . .	A. E. Culver . . . . .	Simcoe
Wallaceburg . . . . .	J. B. McDowell . . . . .	Thamesville . . . . .	W. S. Holmes . . . . .	Dresden
Caledonia . . . . .	Blake Zintel . . . . .	Cayuga . . . . .	Knud Wodskou . . . . .	Hagersville, R. 3
London . . . . .			Geo. T. Hair . . . . .	London
Orton . . . . .	Sam Greenwood . . . . .	Grand Valley . . . . .	Miss N. M. Foster . . . . .	Grand Valley
Chatham . . . . .	E. S. Down . . . . .	Shedden . . . . .	Miss G. A. Rouse . . . . .	Chatham
Ottawa . . . . .			James J. O'Kelly . . . . .	Ottawa
Ottawa . . . . .			Jos. P. Downey . . . . .	Ottawa
Springford . . . . .	J. W. Davis . . . . .	Otterville . . . . .	H. C. Cayley . . . . .	Norwich
Weston . . . . .	W. J. Gardhouse, M.L.A. . . . .	Thistleton . . . . .	F. J. Thomson . . . . .	Brampton
Drayton . . . . .	A. Hammond . . . . .	Moorefield . . . . .	Mrs. E. Cragg . . . . .	Drayton
Stratford . . . . .	H. W. Strudley . . . . .	Perth . . . . .	A. E. Dodds . . . . .	Stratford
Detroit . . . . .	F. S. Brown . . . . .	Detroit . . . . .	N. G. Duffett . . . . .	Toronto
L'Orignal . . . . .	Geo. Menard . . . . .	Casselman . . . . .	B. G. Parisien . . . . .	Alfred
Guelph . . . . .	J. A. McPherson . . . . .	Puslinch . . . . .	Fred Roszell . . . . .	Hespeler, R. 2
Toronto . . . . .	Jos. Walmsley . . . . .	Toronto . . . . .	H. F. Crighton . . . . .	Toronto
Stoney Creek . . . . .	A. O. Smith . . . . .	Hannon . . . . .	R. E. Smith . . . . .	Ancaster, R. 2
Toronto . . . . .	S. W. Oakley . . . . .	Toronto . . . . .	W. V. Oglesby . . . . .	Toronto
Toronto . . . . .			Robt. Lewis . . . . .	Toronto
St. Thomas . . . . .	Duncan A. Brown . . . . .	Shedden . . . . .	Wilfred E. Sells . . . . .	Shedden
Ottawa . . . . .			Charles Leclerc . . . . .	Ottawa
Sherbrooke, Que. . . . .	C. B. Howard . . . . .	Sherbrooke, Que. . . . .	J. G. Armitage . . . . .	Sherbrooke
Stratford . . . . .			A. S. Kappel . . . . .	Stratford
Toronto . . . . .	{ M. A. McKenzie . . . . . W. P. Fess . . . . . }	{ Toronto . . . . . Toronto . . . . . }	W. P. Fess . . . . .	Toronto
Toronto . . . . .			G. A. Lascelles . . . . .	Toronto
Toronto . . . . .			G. A. Lascelles . . . . .	Toronto
Waterford . . . . .	C. D. Renner . . . . .	Waterford . . . . .	D. A. Hill . . . . .	Waterford
Mitchell . . . . .	John Hackney . . . . .	Kirkton . . . . .	B. W. F. Beavers . . . . .	Exeter

## APPEN

STATEMENT OF THE LOCATION OF THE HEAD OFFICES AND NAMES  
INCORPORATED BY ONTARIO OTHER

Name of Company	Class of Insurers	Head Office	President or Principal Officer
Walpole Farmers' .....	Mutual .....	Jarvis .....	J. B. McKenzie .....
Waterloo .....	Cash-Mutual .....	Waterloo .....	W. G. Weichel .....
Waterloo, North, Farmers' .....	Mutual .....	Waterloo .....	Lincoln Hagey .....
Wawanosh, West .....	Mutual .....	Dungannon .....	Donald MacKay .....
Wellington .....	Stock .....	Toronto .....	H. Begg .....
Western Farmers' Weather .....	Mutual .....	Woodstock .....	Jas. Donaldson .....
Westminster Township .....	Mutual .....	Wilton Grove .....	Thomas Hunt .....
Williams, East .....	Mutual .....	Kerrwood .....	W. H. McLeish .....
Yarmouth .....	Mutual .....	St. Thomas .....	C. E. Locke .....

## DIX IV—Continued

AND ADDRESSES OF PRINCIPAL OFFICERS OF ALL INSURERS  
THAN MUTUAL BENEFIT SOCIETIES—Continued

Post Office	Vice-President	Post Office	Manager or Secretary	Post Office
Jarvis.....	Geo. E. Pond.....	Selkirk.....	Geo. L. Miller.....	Jarvis
Waterloo.....	J. H. Simpson.....	Guelph.....	F. H. Moser.....	Waterloo
Preston.....	James M. Burnett...	Elora.....	Jos. H. Woods.....	Waterloo
Ripley.....	Wm. J. Thompson...	Auburn.....	G. C. Treleaven.....	Dungannon
Toronto.....	.....	.....	W. H. Buscombe...	Toronto
Listowel.....	Geo. McIntosh.....	Embro.....	H. W. Sutherland...	Woodstock
Wilton Grove...	W. H. Weatherston..	Glanworth.....	R. S. Nichol.....	Wilton Gr., R. 2
Kerrwood.....	Alex. McLeish.....	Parkhill.....	Jno. A. McLeish...	Kerrwood, R. 3
St. Thomas.....	Geo Russell.....	St. Thomas.....	A. E. Bucke.....	St. Thomas, R. 6

APPENDIX V

CLASSIFICATION OF AGGREGATE EXPERIENCE ON FIRE RISKS IN ONTARIO FOR YEARS 1931-35

(EXCLUDING EXPERIENCE OF RECIPROCAL EXCHANGES, FARMERS' MUTUALS AND ASSOCIATED NEW ENGLAND FACTORY MUTUALS)

Class No.	FRAME PROTECTED			FRAME UNPROTECTED			BRICK PROTECTED			BRICK UNPROTECTED			FIRE-PROOF			Class No.
	Premiums Written	Claims Paid	Ratio (%)	Premiums Written	Claims Paid	Ratio (%)	Premiums Written	Claims Paid	Ratio (%)	Premiums Written	Claims Paid	Ratio (%)	Premiums Written	Claims Paid	Ratio (%)	
2	86,133	68,160	79.13	99,504	80,119	80.52	13,314	12,659	95.08	4,116	1,311	31.85	279	\$	279	2
4	105,006	62,800	59.81	117,296	48,381	41.25	918,370	706,829	76.97	129,442	33,757	26.08	6,814	407	5.97	4
4	55,287	8,511	15.39	307,317	36,278	109.87	612,075	453,717	74.15	43,143	8,654	20.01	21,668	407	1.88	4
8	79,843	18,233	22.84	207,317	58,066	28.01	1,068,443	239,936	22.45	219,961	60,175	27.36	139,608	17,302	12.25	8
10	9,287,979	3,925,104	42.26	3,180,285	2,515,686	79.10	8,790,148	3,047,599	34.67	675,174	311,756	46.18	49,509	12,844	25.04	10
14	78,011	31,774	40.73	2,287,041	1,285,879	56.22	11,997	15,993	133.30	27,579	15,536	56.38	340	5	1.01	14
16	13,420	27,294	203.53	3,656,027	3,460,036	94.04	3,681	3,777	103.45	19,879	119,320	58.39	315	.....	.....	16
22	95,200	47,432	49.45	32,101	17,190	53.55	42,903	8,050	18.76	37,585	5,630	14.72	72,637	5,507	7.58	22
24	27,248	19,934	73.14	25,173	7,786	30.93	240,422	37,875	15.76	37,589	5,630	14.72	292,867	23,633	8.07	24
101	1,137,225	495,045	43.53	669,794	412,606	61.60	4,249,034	2,164,284	50.92	302,601	109,953	36.34	2,928,671	236,633	8.05	101
102	12,445	7,825	62.88	1,770	1,426	80.57	93,600	57,310	61.30	109,002	1,897	1.73	13,327	46	0.35	102
103	33,717	20,449	60.65	10,974	1,278	11.65	294,508	201,288	68.35	17,754	1,548	8.72	4,452	46	1.03	103
110	5,792	2,337	40.35	2,061	6	0.29	27,181	25,778	95.19	9,134	4,120	45.11	3,798	83	2.19	110
112	93,436	131,213	140.43	23,669	11,063	46.74	579,949	79,577	13.72	423	15,267	3.58	883	.....	.....	112
114	3,099	17	0.55	308	4,905	12.94	422,338	79,597	18.85	21,558	15,267	70.82	12,998	3,190	24.54	114
116	2,128	151	7.10	37,917	19,212	50.65	348,332	205,758	59.35	478	214	45.24	2,139	278	12.98	116
124	60,120	74,231	123.49	18,595	4,025	21.65	272,901	417,335	152.81	13,767	5,696	41.37	4,700	10,043	213.68	124
128	1,766	6	0.34	46	2,790	6,344	240,169	172,013	71.62	78	33	41.76	9,439	.....	.....	128
130	54,685	38,470	70.35	20,567	6,779	33.21	401,669	172,013	42.83	15,749	2,112	13.41	5,764	599	10.39	130
132	268,780	1,640	0.61	93,539	63,753	70.14	431,530	167,786	38.88	38,893	17,950	46.15	6,743	2,078	30.82	132
136	34,168	82,484	240.65	88,507	1,784	2.00	478,185	91,245	19.08	18,224	10,981	60.26	15,010	4,335	29.00	136
140	142,312	82,802	58.20	88,507	39,048	44.85	455,936	201,698	44.24	71,123	30,587	43.01	10,741	192	1.79	140
142	7,414	22,444	302.72	1,156	5,261	455.58	60,677	50,677	83.53	610	610	100.00	5,503	.....	.....	142
146	147,858	91,424	61.83	936	52,242	56.09	340,731	106,211	31.17	37,716	13,965	37.02	3,786	265	7.19	146
154	3,067	14,391	47.24	31,992	19,128	60.09	1,185,252	50,912	4.29	2,443	3,892	22.72	1,176	.....	.....	154
156	27,754	248,645	896.34	145,568	93,513	64.24	1,485,623	1,147,159	77.12	67,913	40,006	58.91	56,295	12,423	22.07	156
160	376,495	.....	.....	70	3,700	313.73	3,700	11,608	313.73	3,666	5,798	16.13	193	5	2.59	160
164	34,771	9,208	26.48	32,837	8,051	24.52	479,776	138,081	27.74	35,941	5,798	16.13	300,466	168	3.97	164
176	36,318	19,769	54.43	17,874	23,006	128.71	134,347	135,986	101.23	4,670	1,557	33.34	4,462	534	11.97	176
180	3,276	2,345	71.88	1,664	480	28.87	14,482	3,458	23.93	140	140	100.00	126	.....	.....	180
184	136,504	56,959	41.73	174,899	106,829	61.08	2,972	4,688	157.74	34,145	5,535	16.21	29	.....	.....	184
186	2,731	7	0.26	645,981	347,539	53.80	275,766	300,821	109.40	175,824	81,214	46.19	13,339	519	3.89	186
196	16,378	891	5.44	4,782	5,294	111.26	13,624	20,040	147.09	1,952	3,000	200.00	1,089	.....	.....	196
197	16,378	891	5.44	5,981	7,475	124.98	7,475	7,475	100.00	300	300	100.00	761	.....	.....	197
200	863,793	345,793	40.03	366,929	207,044	56.43	2,255,830	721,056	32.00	153,767	83,967	54.61	5,317	1,090	20.50	200
254	15,154	558	3.68	5,146	3,070	59.66	51,133	16,874	33.06	1,817	1,165	64.23	5,108	10	0.20	254
256	314,156	220,022	70.04	139,167	113,516	81.57	414,662	235,380	56.76	21,576	10,823	50.16	38,158	7,616	19.96	256
260	4,976	305	6.13	1,931	1,883	97.50	55,944	5,755	10.29	444	1,185	266.67	24,827	1,185	4.77	260
268	8,200	2,592	31.50	1,688	1,893	112.14	55,944	5,755	10.29	444	1,185	266.67	24,827	1,185	4.77	268
276	23,143	9	0.04	8,181	10,665	130.36	29,721	116	0.39	4,961	1,113	22.54	1,113	.....	.....	276







714	36,111	9,184	25.43	48,760	17,380	35.64	40,195	6,044	15.04	7,322	1,959	26.75	76	106	105	714
720	5,444	0	18	3,319	405	12.2	26,552	1,873	583.10	848	149	17.6	4,876	18,063	18,063	720
802	7,068	6,019	78.50	1,408	209	14.84	647,952	97,628	15.07	4,225	106	2.51	135,295	28,054	28,054	802
804	7,423	3,021	40.71	1,285	5	0.39	390,622	64,633	16.54	5,393	113	2.10	55,891	10,309	10,309	804
820	142,742	19,432	13.61	30,438	314	1.03	3,904,842	137,458	35.17	19,118	2,721	14.23	9,102	34,072	34,072	820
842	33,165	11,688	35.24	4,813	27	0.56	465,790	159,985	34.35	13,421	997	7.43	56,512	37,396	37,396	842
852	83,435	24,708	29.49	15,993	114	0.71	1,113,545	34,019	3.06	3,990	166	4.16	6,232	34,004	34,004	852
858	60,405	1,217	2.01	14,469	77	0.53	203,067	37,705	18.57	8,497	833	9.80	34,053	38,223	38,223	858
862	60,405	28,335	28.04	4,417	9	0.20	2,491,414	188,954	7.63	12,876	1,460	11.34	35,474	75,009	75,009	862
866	188,315	29,713	15.78	59,729	11,129	18.63	2,491,414	652,079	26.17	122,940	18,944	15.41	369,816	997	997	866
882	20,636	1,055	5.11	8,724	8	0.09	144,263	9,793	6.79	2,874	11	0.38	20,806	14,003	14,003	882
956	181	0	0	61	2	3.28	15,073	2,414	16.02	124	6	4.84	14,003	623	623	956
Totals	18,975,592	8,279,825	43.63	19,280,272	13,947,523	72.34	38,809,777	17,391,508	44.81	3,633,637	1,393,456	38.35	3,486,098	571,666	571,666	16.40

EXPERIENCE OF FIRE INSURANCE RISKS IN ONTARIO CLASSIFIED AS TO CONSTRUCTION AND PROTECTION FOR YEARS 1931-1935

Year	FRAME PROTECTED			FRAME UNPROTECTED			BRICK PROTECTED			BRICK UNPROTECTED			FIRE-PROOF		
	Premiums Written	Claims Paid	Ratio (%)	Premiums Written	Claims Paid	Ratio (%)	Premiums Written	Claims Paid	Ratio (%)	Premiums Written	Claims Paid	Ratio (%)	Premiums Written	Claims Paid	Ratio (%)
1931	\$ 4,175,876	\$ 2,193,128	52.52	\$ 4,285,993	\$ 3,701,471	86.36	\$ 8,872,260	\$ 4,533,952	51.10	\$ 902,374	\$ 327,547	36.29	\$ 733,872	\$ 117,176	15.96
1932	3,975,160	1,880,083	47.31	3,948,281	3,592,468	90.99	7,921,838	3,946,587	49.82	786,732	267,088	33.95	654,512	114,150	17.44
1933	3,560,406	1,702,476	47.82	3,538,534	2,785,007	78.71	7,301,424	3,798,207	52.02	678,533	294,623	43.42	680,358	110,241	16.20
1934	3,593,000	1,423,995	39.63	3,655,802	2,208,729	60.42	7,492,444	2,990,994	39.92	641,858	280,155	43.65	702,732	111,805	15.91
1935	3,671,150	1,079,543	29.41	3,851,662	1,659,848	43.09	7,221,811	2,121,768	29.38	624,139	224,043	35.90	714,624	118,294	16.55
Totals	18,975,592	8,279,825	43.63	19,280,272	13,947,523	72.34	38,809,777	17,391,508	44.81	3,633,637	1,393,456	38.35	3,486,098	571,666	16.40

## APPENDIX V—Continued

## INDEX TO CLASSIFICATION OF FIRE INSURANCE RISKS

CLASS NO.	NON-HAZARDOUS	CLASS NO.	
2.	Barns and Stables, Private, other than farm.	140.	Mercantile Stocks—Hardware, Iron and Steel Bars and Piping, Cutlery, Surgical Instruments, Machinery, Belting, Mill Equipment, Supplies, Stoves, Tinware, House Furnishings, Wooden, Willow and Basketware, retail.
4.	Churches and Chapels.	142.	Mercantile Stocks—Hardware, Iron and Steel Bars and Piping, Cutlery, Surgical Instruments, Machinery, Belting, Mill Equipment, Supplies, Stoves, Tinware, House Furnishings, Wooden, Willow and Basketware, wholesale.
6.	City and Town Halls, Courthouses, State Capitols, Armories, Fire Department Houses, Libraries (Public), Museums of Art, and Natural History.	146.	Household Furniture in Mercantile Buildings.
8.	Colleges, Universities, Boarding Schools, Convents, Schools and Academies, with or without dormitories.	154.	Mercantile Stocks—Liquors and Wines, wholesale.
10.	Dwellings without Barns or with Barns Attached (excluding seasonal and farm risks), Apartment and Flat Houses, Palatial Dwellings. (Apartment Houses having one general Dining-room, classify with Hotels; see 620.)	156.	Lodge and Society Rooms (Masonic, Oddfellows, etc.), Contents only.
14.	Dwellings and Outbuildings—Summer or Winter only.	160.	Mercantile Stocks — Miscellaneous, wholesale and retail.
16.	Farm Risks (buildings and contents), including Live Stock.	164.	Mercantile Stocks—Millinery, Feathers, Artificial Flowers, wholesale.
22.	Garages (private).	168.	Offices and Banks, Telephone Exchanges, Buildings and Contents.
24.	Hospitals, Sanatoriums, Asylums (Deaf, Dumb, Blind, Orphan), Homes for the Aged.	176.	Restaurants, Contents only.
	MERCANTILE	180.	Saloons (Liquor), Contents only.
101.	Mercantile Buildings (including those with public hall or lodge rooms above), except 103 (see 168, 200, 184 and 186).	184.	Stores, Country (Remote or Crossroad), usually of moderate or small values, Buildings and Contents.
103.	Mercantile Buildings with Wholesale Occupancy exclusively.	186.	Stores, General (Village or City), including Department Stores, Contents only.
102.	Mercantile Stocks—Agricultural Implements, Automobile and Carriage Sales-rooms.	196.	Mercantile Stocks — Tobacco, Cigars, Smokers' Articles, wholesale.
110.	Mercantile Stocks—Boots and Shoes, retail.	197.	Wharf Risks, Ferry Houses, Contents.
112.	Mercantile Stocks—Boots and Shoes, Leather Goods (Hides, Harness and Trunks), Rubber Goods, wholesale.	200.	Mercantile Buildings, Retail Occupancy, with Dwellings only above Grade Floor.
114.	Mercantile Stocks—Clothing, Hats, Caps, Furs and Men's Furnishings, retail, Merchant Tailor, Regalia, Costumer and Dressmaking.		WAREHOUSES
116.	Mercantile Stocks—Clothing, Hats, Caps, Furs and Men's Furnishings, wholesale.	254.	Cold Storage, Contents only.
124.	Mercantile Stocks—Drugs, Chemicals and Medicines, retail.	256.	Cotton (no compressing), Building and Contents.
126.	Mercantile Stocks—Drugs, Chemicals and Medicines, wholesale.	260.	General Storage, not specifically classed, Contents only.
128.	Mercantile Stocks—Dry Goods, Woollens, Carpets and Notions, Chinese and Japanese Goods, retail.	266.	Fibres (other than Cotton and Wool and Tobacco), Contents only.
130.	Mercantile Stocks—Dry Goods, Woollens, Carpets and Notions, Chinese and Japanese Goods, wholesale.	268.	Household Furniture, Contents only.
132.	Mercantile Stocks—Furniture, Musical Instruments, Music, Undertakers' Establishments, Photographers' Supplies, Optical and Scientific Goods, retail.	276.	Tobacco, Building and Contents.
136.	Mercantile Stocks—Groceries, Meat, Fish, Butter, Cheese, Eggs, Fruit and Produce, retail.	278.	Whiskey, Building and Contents.
138.	Mercantile Stocks—Groceries, Meat, Fish, Butter, Cheese, Eggs, Fruit and Produce, wholesale.	280.	Wool, Contents only.
			MANUFACTURING SPECIALS
			WOODWORKERS
			(Building and Contents)
		300.	Agricultural Implement Factories, and other Factories having woodworking (principally hard) in conjunction with ironwork, painting, etc., such as Carriage, Bed Spring, Incubator, Refrigerator, Sewing Machine and Wringer Factories, and Car Works.

## APPENDIX V—Continued

## INDEX TO CLASSIFICATION OF FIRE INSURANCE RISKS—Continued

CLASS NO.	CLASS NO.
302. General Woodworking, without power, including Carpenter and Cabinet Shops, Looking Glass and Picture Frame Factories, Cooper Shops.	370. Cereal Mills—Grist and Feed Mills and Rice Mills.
304. General Woodworking, with power and without finishing, Chair, Pail, Tub, Tank, Bobbin, Ladder, Wooden Toy Factories, Match Factories, Moulding, Turning, Wheel, Hub, Spoke and Spool Factories—Carpenter Shops with power.	372. Chemical Works of the milder hazards.
306. Furniture, Organ, Piano, Graphophone, Rattan, Wooden Trunk, Casket and Billiard Table Factories—Clock Factories if with woodworking.	374. Chemical Works of hazardous nature or with explosive hazard.
308. Marine Railways, Shipyards, Boat Building, Dry Docks.	386. Clothing, Cap and Overall Factories—Tent, Awning, Sail and Rigging Lofts.
316. Planing Mills, Sash, Door, Blind and Wooden Box Factories—Dry Houses for Lumber.	388. Coal Breakers and Mining Buildings—Anthracite.
318. Saw Mills.	390. Coal Tipples and Top Works—Bituminous.
320. Shingle, Stave, Lath, Veneer and Kindling Wood Mills—Excelsior Factories.	394. Collar, Cuff, Shirt, Corset Waist and other White Goods Factories.
METAL WORKERS	
(Building and Contents)	
322. Automobile Factories.	396. Confectionery, Chocolate and Chewing Gum Factories.
324. Heavy Metal Workers Generally—Foundries for Iron, Brass, Type Work and Stoves—Furnaces, Rolling Mills, Machine Shops (with Foundries connected)—Boiler Shops, Nut and Bolt Works, Bicycle and Firearms Factories, Locomotive Works, Wireworking and Drawing, Machine Shops without Foundries.	402. Cotton Gins.
326. Light Metal Workers generally—Hardware Factories for manufacturing Cutlery, Copper or Brassware, Axes, Tools, Nails, Tacks, Pins and Needles—also Clock Factories if no woodworking, Jewellery, Watch, Dental, Scientific and Surgical Instrument Factories, Miscellaneous Metal Workers, not otherwise specified, Silver, Aluminum and Tableware Factories—Electro-plating.	404. Cotton Mills (Full Process).
338. Stamping Works—Tin, Hollowware, Iron Bedstead, Gas Fixtures, Lamp and Iron Toy Factories—Japanneries.	406. Creameries, Powdered and Condensed Milk, Casein and Cheese Factories.
OTHER OCCUPATIONS	
(Building and Contents)	
346. Bakeries and Macaroni Factories.	412. Distilleries and Rectifying Works (Steam).
350. Bleacheries, Dye and Print Works.	416. Electric Light and Power Plants (when separately insured), Water Works and Pumping Stations—Filtration Plants.
352. Boot, Shoe, Slipper, Heel and Counter Factories.	418. Fertilizer and Phosphate Factories.
354. Breweries.	420. Flour Mills.
356. Brush and Broom Factories.	424. Fur Hat, Fur Cutting, Forming and Dressing Mills.
358. Canneries—Canning and Preserving Works for Fruit, Vegetables and Fish.	426. Glass Works.
366. Celluloid Works—Celluloid and Celluloid Goods Factories.	430. Grain Elevators and Warehouses—Terminal.
368. Cement Mills.	432. Grain Elevators and Warehouses—Country.
	438. Hemp and Jute Mills—Cordage and Bagging Factories—Waste and Shoddy Mills, Carpet Lining and Batting Factories.
	442. Ice Factories.
	446. Laundries (Hand or Power)—Cleaning Establishments.
	450. Leather Goods Factories (except Boot and Shoe), such as Harness, Saddlery, Pocketbook, Glove, Bag, Leather Trunk, Whip and Sporting Goods.
	452. Malt Houses.
	458. Mining Risks (other than Coal, including Mining Dredges).
	460. Miscellaneous Manufacturing Establishments, not otherwise classified.
	464. Oil Works—Vegetable.
	466. Oil—Vegetable—in tanks.
	468. Oil Works—Fish.
	470. Oil Works—Minerals—Refineries, Oil Derricks, Pipe Lines.
	472. Oil—Mineral—in Tanks or Sumps.
	474. Packing Houses, Slaughtering, Rendering, Oleomargarine, Lard, Candle, Crude Glycerine and Glue Works.
	476. Paint, Varnish, White Lead and Oil Colour Works—Turpentine Refineries, Printing Ink Works.
	480. Paper, Pulp, Leather Board and Straw Board Mills.
	484. Potteries, Brick, Tile, Plaster and Crucible Works—China Decorating.
	486. Printing Establishments, Lithographers, Book Binderies.

APPENDIX V—*Concluded*INDEX TO CLASSIFICATION OF FIRE INSURANCE RISKS—*Concluded*

CLASS NO.	CLASS NO.
490. Rubber Mills—Including Manufacture of Rubber Goods and Clothing.	636. Garages (public).
492. Salt Works.	642. Hay Presses and Barns. <i>Hotels, see 620 and 622.</i>
494. Silk Mills.	648. Ice Storage Houses.
498. Soap Factories (when insured separately from Packing Houses or other plants).	650. Lumber Yards, Wholesale and Mill.
502. Sugar Houses.	652. Lumber Yards, Retail.
504. Sugar (Cane and Beet) Refineries.	654. Marble and Stone Yards with Power and Mills (not stone crushers).
506. Tanneries—(Heavy Leather).	656. Miscellaneous Non-manufacturing Specials not otherwise classified.
508. Tanneries—(Light Leather, Currying Shops, Morocco Works and Leather-making generally without japanning).	670. Steam Railway Risks—(excluding Merchandise for other parties in Freight Houses), Street Railway and Traction Properties, including Storage and Operating Houses.
510. Tanneries—(Light), with Japanning or Enamelling.	672. Steamers, Vessels, Tugs, Ferry Boats, Marine Dredges, Yachts—Shipping in Port or Laid Up.
514. Tobacco, Cigar, Cigarette and Snuff Factories.	674. Stock Yards.
516. Tobacco Stemmeries, Prizeries and Re-handling Houses.	680. Theatres and Opera Houses, Moving Picture Houses.
522. Weaving and Knitting Mills (no Preparatory Process), Embroidery and Lace Curtain Factories.	682. Tobacco Barns.
526. Wineries.	686. Tobacco-curing Barns Using Artificial Heat.
528. Woollen Mills (full process)—all Wool or Mixed Stocks, Worsted, Carpet, Knitting, Felting, Wool Hat Factories.	
533. Pulpwood in connection with mills.	
534. Pulpwood, Cordwood, Ties, Bark or Logs, when in bush or beside railway tracks.	
NON-MANUFACTURING SPECIALS	
(Building and Contents)	
604. Asylums—Insane and Inebriate, Poor Farms and Alms Houses, Jails, Prisons, Penitentiaries and Reform Schools.	
606. Barns and Stables (public)—Livery, Sales, Bus, Express, Hotel and Boarding.	
617. Builders' Risks—Buildings in Process of Construction.	
620. Club Houses (city), Y.M.C.A., Y.W.C.A.—Gymnasiums and Hotels and Boarding Houses (all the year round).	
622. Club Houses (country), Boat and Bath Houses, Yacht and Rowing Clubs, Hotels and Boarding Houses (Summer or Winter only).	
624. Coal and Wood Yards, Coal Trestles.	
626. Cotton Compresses, with Warehouses with Platforms if communicating therewith.	
628. Cotton Yards and Platforms, when not communicating with Compress.	
630. Exhibition Buildings, Carousels, Rinks, Fair Grounds, Race Tracks, Ball Grounds and Similar Amusement Properties.	
	MISCELLANEOUS
	702. Floaters, except Automobile and Cotton.
	703. Grain Growing in Fields.
	704. Hay and Grain in Stacks in Fields.
	705. Floaters, Automobiles.
	706. Cotton, all classes not otherwise provided for, including Floaters.
	708. Motion Picture Studios.
	710. Films Stored at Studios.
	712. Film Exchanges.
	714. Oil and Gasoline Filling Stations.
	720. Standing Timber.
	AUTOMATIC SPRINKLERED RISKS
	(Building and Contents)
	802. Miscellaneous—Non-hazardous.
	804. Miscellaneous—Mercantile Risks.
	820. Miscellaneous—Warehouses.
	842. Miscellaneous—Woodworkers.
	852. Miscellaneous—Metal Workers.
	858. Leather Workers.
	862. Cereal, Flour and Rice Mills and Elevators.
	866. Textile and Cloth Workers.
	886. Miscellaneous Manufacturing Specials not otherwise classified.
	952. Miscellaneous Non-manufacturing Specials.
	956. Street Railway and Traction Properties

## APPENDIX VI

## RE "THE AUTOMOBILE INSURANCE ACT" AND STANDARD FORMS

(Note.—The following is an extract from the "Foreword" and "Table of Contents" of the pamphlet containing the *Automobile Insurance "Standard Forms"* recommended to the Association of Superintendents of Insurance of the Provinces of Canada by the Committee of Underwriters and approved for use under the uniform automobile insurance Acts in all provinces [except Quebec]. This foreword replaces the "Letter of Transmittal and Approval" dated August 1st, 1936.)

ASSOCIATION OF SUPERINTENDENTS OF INSURANCE  
OF THE PROVINCES OF CANADASTANDING COMMITTEE ON  
AUTOMOBILE INSURANCE STANDARD FORMS

This pamphlet (as amended to date) contains the automobile insurance "Standard Forms" (not printed in this Report) which have been recommended to the Standing Committee on Automobile Insurance Standard Forms of this Association by the Committee of Underwriters for use under *The Uniform Automobile Insurance Act*. The Standing Committee has concurred in the recommendations of the Committee of Underwriters, and the "Standard Forms" and "General Instructions" which follow herein (not printed in this Report) have been placed on file with the Superintendent of Insurance or other supervising official in every province of Canada (except Quebec). In accordance with the agreement entered into between all provinces such approval and filing automatically carries approval under the uniform Act in all provinces.

All application, endorsement and policy forms not included herein must be filed with the Superintendent in each province for special approval in strict conformity with the Act.

Complete information as to the work of the Standing Committee of this Association and as to the proceedings, personnel, etc., of the Committee of Underwriters will be found in the "Minutes of Proceedings" of the Annual Conferences of the Association.

Additional copies of this loose-leaf booklet of "Standard Forms" and of new or reprinted pages may be obtained at cost direct from the printers, Thompson and Sons, Limited, 384 Adelaide Street West, Toronto.

All communications respecting automobile insurance Standard Forms should be addressed to Mr. John Edwards, F.C.A.S., Actuary, Ontario Insurance Department, Parliament Buildings, Toronto, who is Secretary of the Committee of Underwriters and of the Standing Committee on Automobile Insurance Standard Forms.

HARTLEY D. McNAIRN,  
Chairman.

August 2nd, 1937.

## STANDARD FORMS

Revised to August 2nd, 1937

## I. ENDORSEMENT FORMS:

- (1) Passenger Hazard Included Endorsement.
- (1a) Restricted Passenger Hazard Endorsement.
- (2) Drive Other Automobiles Endorsement (Restricted Form).
- (2a) Drive Other Automobiles Endorsement (Broad Form).
- (3) Employer's Liability Endorsement (Named Employees).
- (3a) Employer's Liability Endorsement (Employees not Named).
- (4) Permission to Carry Explosives Endorsement.
- (5) Permission to Rent or Lease Endorsement.
- (6) Permission to Carry Passengers for Compensation or Hire Endorsement.
- (7) Inclusive Coverage Endorsement.
- (8) Automobile Plate Glass Endorsement.
- (9) Trailer Endorsement.
- (10) Farmer's Truck Endorsement.
- (11) Automobile Salesmen and Garage Employees Policy Written at Private Passenger Car Rates Endorsement.
- (12) Additional Coverage Endorsement.
- (13) Deleted Coverage Endorsement (Insured's Form).
- (13a) Deleted Coverage Endorsement (Insurer's Form).
- (14) Funeral Director's Endorsement.
- (15) Substitution or Addition of Automobile Endorsement.
- (16) Winter Cancellation Endorsement.
- (17) Reinstatement of Winter Cancellation Endorsement.
- (18) Radio Endorsement.
- (19) \$50 Deductible Property Damage Endorsement.  
(Commercial and Public Automobiles.)

- (20) More Automobiles than Operators Endorsement.
- (21) Automatic Coverage Endorsement. (Fleets.)
- (22) Motorcycle Endorsement. (Theft.)
- (23) Mortgage Endorsement.
- (24) Fire Apparatus Endorsement.
- (25) Alteration Endorsement.
- (26) Additional Insured Endorsement (Garage Payroll Form).
- (27) Automobile Service Station Endorsement (Garage Payroll Form).
- (28) Excluding Named Person Endorsement.
- (29) Named Chauffeur Endorsement.
- (30) Storage Garage Endorsement.
- (31) Open Air Parking Station Endorsement.

## II. APPLICATION FORMS:

- (1) Owner's Form.
- (2) Driver's Form.
- (3) Application and Agreement for Winter Cancellation.
- (4) Garage Payroll Form.

## III. POLICY FORMS:

- (1) Owner's Form (revised July 1st, 1935).
- (2) Driver's Form.
- (3) Standard Automobile Renewal Certificate.
- (4) Garage Payroll Form.



## APPENDIX VII

AUTOMOBILE INSURANCE LOSS-COST EXPERIENCE IN ONTARIO  
FOR POLICY YEARS 1932, 1933, 1934, 1935 AND 1936.

The following statistical tables, numbered 1 to 13, inclusive, have been filed by the Canadian Underwriters' Association, the statistical agency designated to compile the Ontario Automobile Insurance Loss-Cost Experience pursuant to Section 69a of *The Insurance Act*.

*Tables 1 (a) (b) (c). Private Passenger Public Liability Experience in Ontario for the complete policy years 1932, 1933, 1934 and 1935, and the incomplete policy year 1936, developed as of June 30th, 1937.*

Table 1 (a) furnishes experience covering "passenger hazard" only, and Table 1 (b) public liability, excluding passenger hazard. Table 1 (c) includes both classes of coverage shown in Tables 1 (a) and 1 (b). Table 1 (a) for 1935 and 1936 shows passenger hazard experience on cars insured in Ontario where such accidents occur outside the Province (extra territorial), since the 1935 amendment to Section 41a (2) of *The Highway Traffic Act* practically removed all of the liability on owners and drivers in Ontario respecting liability for injuries to "guest" or "gratuitous" passengers. These public liability tables, particularly as to Table 1 (c), clearly indicate that public liability insurance in Ontario on the whole has been written at a loss to insurers during the past five years. (Reference: Table 3 (c), column 9.)

*Table 2. Private Passenger Property Damage Liability Experience in Ontario for the complete policy years 1932, 1933, 1934 and 1935, and the incomplete policy year 1936, developed as of June 30th, 1937.*

No definite trend is indicated in the private passenger property damage loss-cost experience. Column 9 of the table indicates, however, that 1936 was unprofitable to insurers for this coverage.

*Tables 3 and 4. Private Passenger Collision Experience in Ontario for the complete policy years 1932, 1933, 1934 and 1935, and the incomplete policy year 1936, developed as of June 30th, 1937.*

It will be seen by reference to Table 3, column 2, that collision coverage has become much more popular the last two years; in fact the number of motorists carrying some form of collision insurance coverage has doubled during the last two-year period. The most popular form of collision coverage appears to be \$50 deductible (see Table 4), and it is noted that collision insurance on private passenger cars is presently unprofitable to insurers. (See column 9, Table 3.)

*Table 5. Private Passenger Automobile Fire Damage Experience in Ontario for the complete policy years 1932, 1933, 1934 and 1935, and the incomplete policy year 1936, developed as of June 30th, 1937.*

By reference to Table 5, it will be seen that the experience on private passenger cars insured against fire continues to be favourable, which is reflected in columns 2 and 3 of the Table, as the average private passenger fire premium collected for 1936 was only slightly more than \$3.00 per year for each insured vehicle, compared with almost \$4.75 in 1932. At the reduced average premium in 1936 the loss-ratio (column 9) continues very favourable to insurers.

*Table 6. Private Passenger Theft Experience in Ontario for the complete policy years 1932, 1933, 1934 and 1935, and the incomplete policy year 1936, developed as of June 30th, 1937.*

By reference to Table 6 it will be seen that the experience on private passenger cars insured against theft also continues to be favourable, as well as the automobile fire (shown in Table 5). The average premium in 1936 collected by insurers for this coverage works out at approximately \$2.00 per insured vehicle, compared with approximately \$3.60 per car in 1932.

*Tables 7-11, inclusive. Commercial Automobile Insurance Experience in Ontario for the complete policy years 1932, 1933, 1934 and 1935, and the incomplete policy year 1936, developed as of June 30th, 1937.*

On account of lack of sufficient volume the experience reported for commercial vehicles is merely a guide and is not very reliable for the purpose of rate-making. These Tables show separately the coverages for commercial Public Liability, Property Damage, Collision, Fire and Theft.

*Tables 12 and 13. Public Vehicles (All Classes), Fleets, Garages, Automobile Dealers and Manufacturers. Experience in Ontario for the complete policy years 1932, 1933, 1934 and 1935, and the incomplete policy year 1936, developed as of June 30th, 1937.*

These Tables show the premiums earned, losses incurred, with the resultant percentage of losses incurred to such premiums earned for the five-year period, 1932 to 1936, inclusive.

TABLE 1  
BUREAU AND NON-BUREAU COMPANIES COMBINED

PROVINCE OF ONTARIO

Automobile Loss-Cost Experience—Policy Years 1932, 1933, 1934, 1935 and Incomplete 1936 (18 Months)

PRIVATE PASSENGER CARS (INCLUDING FLEETS)—PUBLIC LIABILITY

ALL ONTARIO TERRITORIES COMBINED

(a) Passenger Hazard Claims

Policy Year	Number of Cars Exposed	Earned Premiums	Indicated Incurred Losses	Number of Claims	Indicated Pure Premiums	Claim Frequency	Indicated Average Claim	Indicated Loss Ratio
(1)	(2) ‡	(3)	(4)	(5)	(6) ‡	(7)	(8)	(9)
1932.....	164,655	.....	\$452,354	914	\$2.75	.6%	\$495	.....
1933.....	159,268	\$79,634	445,310	838	2.80	.5	531	559%
1934.....	156,545	313,090	368,917	798	2.36	.5	462	118
Totals.....	480,468	\$392,724	\$1,266,581	2,550	\$2.64	.5%	\$497	323%

Extra-territorial Passenger Hazard Experience

1935.....	137,242	\$137,242	\$22,507	35	\$0.16	.....	\$643	16%
1936.....	104,795	104,795	15,860	57	0.15	.....	278	15
Totals.....	242,037	\$242,037	\$38,367	92	\$0.16	.....	\$417	16%

(b) Excluding Passenger Claims

1932.....	164,655	\$2,194,111	\$1,178,340	2,998	\$7.16	1.8%	\$393	54%
1933.....	164,046	2,038,158	1,265,443	3,048	7.71	1.9	415	62
1934.....	171,851	1,995,893	1,339,296	3,382	7.79	2.0	396	67
1935.....	189,811	2,118,322	1,486,478	3,421	7.83	1.8	435	70
1936.....	185,043	1,989,557	1,591,751	3,730	8.60	2.0	427	80
Totals.....	875,406	\$10,336,041	\$6,861,308	16,579	\$7.84	1.9%	\$414	66%

(c) All Public Liability Claims

1932.....	164,655	\$2,194,111	\$1,630,694	3,912	\$9.90	2.38%	\$417	74%
1933.....	164,046	2,117,792	1,710,753	3,886	10.43	2.37	440	81
1934.....	171,851	2,308,983	1,708,213	4,180	9.94	2.43	409	74
1935.....	189,811	2,255,564	1,508,985	3,456	7.95	1.82	437	67
1936.....	185,043	2,094,352	1,607,611	3,787	8.69	2.05	425	77
Totals.....	875,406	\$10,970,802	\$8,166,256	19,221	\$9.33	2.19%	\$424	74%

TABLE 2  
BUREAU AND NON-BUREAU COMPANIES COMBINED

PROVINCE OF ONTARIO

Automobile Loss-Cost Experience—Policy Years 1932, 1933, 1934, 1935 and Incomplete 1936 (18 Months)

PRIVATE PASSENGER CARS (INCLUDING FLEETS)—PROPERTY DAMAGE LIABILITY

ALL ONTARIO TERRITORIES COMBINED

Policy Year	Number of Cars Exposed	Earned Premiums	Indicated Incurred Losses	Number of Claims	Indicated Pure Premiums	Claim Frequency	Indicated Average Claim	Indicated Loss Ratio
(1)	(2) ‡	(3)	(4)	(5)	(6) ‡	(7)	(8)	(9)
1932.....	162,452	\$1,609,927	\$575,311	17,530	\$3.54	10.8%	\$33	36%
1933.....	162,341	1,134,274	537,446	17,019	3.31	10.5	32	47
1934.....	170,979	1,087,444	619,925	18,259	3.63	10.7	34	57
1935.....	187,746	1,108,265	667,727	20,998	3.56	11.2	32	60
1936.....	199,079	1,132,147	788,882	22,548	3.96	11.3	35	70
Totals.....	882,597	\$6,072,057	\$3,189,291	96,354	\$3.61	10.9%	\$33	53%

‡Column 2, "Number of Cars Exposed." This title means the number of cars insured for a period of 12 months.

‡Column 6, "Indicated Pure Premiums." This title means the average loss-cost of cars insured for a period of 12 months. The 1936 experience is reduced to an earned basis.

TABLE 3  
BUREAU AND NON-BUREAU COMPANIES COMBINED

PROVINCE OF ONTARIO

Automobile Loss-Cost Experience—Policy Years 1932, 1933, 1934, 1935 and Incomplete 1936 (18 Months)

PRIVATE PASSENGER CARS (INCLUDING FLEETS)—COLLISION DAMAGE

ALL COVERAGES COMBINED

ALL ONTARIO TERRITORIES COMBINED

Policy Year	Number of Cars Exposed	Earned Premiums	Indicated Incurred Losses	Number of Claims	Indicated Pure Premiums	Claim Frequency	Indicated Average Claim	Indicated Loss Ratio
(1)	(2)‡	(3)	(4)	(5)	(6)‡	(7)	(8)	(9)
1932.....	22,012	\$690,481	\$230,946	2,143	\$10.49	9.7%	\$108	33%
1933.....	21,271	517,002	212,494	1,884	9.99	8.9	113	41
1934.....	29,843	562,273	303,536	2,604	10.17	8.7	117	54
1935.....	42,205	642,269	452,918	3,880	10.73	9.2	117	71
1936.....	54,209	788,680	646,300	4,937	11.92	9.1	131	82
Totals.....	169,540	\$3,200,705	\$1,846,194	15,448	\$10.89	9.1%	\$120	58%

TABLE 4

BUREAU AND NON-BUREAU COMPANIES COMBINED

PROVINCE OF ONTARIO

Automobile Loss-Cost Experience—Policy Years 1932, 1933, 1934, 1935 and Incomplete 1936 (18 Months)

PRIVATE PASSENGER CARS (INCLUDING FLEETS)—COLLISION DAMAGE

ALL ONTARIO TERRITORIES COMBINED

COLLISION (FULL COVERAGE)

Policy Year	Number of Cars Exposed	Earned Premiums	Indicated Incurred Losses	Number of Claims	Indicated Pure Premiums	Claim Frequency	Indicated Average Claim	Indicated Loss Ratio
(1)	(2)‡	(3)	(4)	(5)	(6)‡	(7)	(8)	(9)
1932.....	611	\$51,311	\$17,408	440	\$28.49	72.0%	\$40	34%
1933.....	403	32,760	9,536	288	23.66	71.5	33	29
1934.....	387	27,528	17,208	346	44.47	89.4	50	63
1935.....	431	26,576	31,904	457	74.02	106.0	70	120
1936.....	411	23,744	20,693	357	50.35	86.9	58	87
Totals.....	2,243	\$161,919	\$96,749	1,888	\$43.13	84.2%	\$51	60%

COLLISION (\$25 DEDUCTIBLE)

1932.....	10,449	\$353,380	\$135,831	1,193	\$13.00	11.4%	\$114	38%
1933.....	9,347	262,122	119,320	1,070	12.77	11.4	112	46
1934.....	9,884	249,154	143,318	1,199	14.50	12.1	120	58
1935.....	12,282	254,724	175,774	1,543	14.31	12.6	114	69
1936.....	13,926	266,741	209,689	1,737	15.06	12.5	121	79
Totals.....	55,888	\$1,386,121	\$783,932	6,742	\$14.03	12.1%	\$116	57%

COLLISION (\$50 DEDUCTIBLE)

1932.....	6,605	\$193,145	\$58,544	404	\$8.86	6.1%	\$145	30%
1933.....	6,945	150,920	63,110	409	9.09	5.9	154	42
1934.....	12,996	203,849	112,698	844	8.67	6.5	134	55
1935.....	21,716	278,354	200,530	1,560	9.23	7.2	129	72
1936.....	32,047	421,584	371,204	2,574	11.58	8.0	144	88
Totals.....	80,309	\$1,247,852	\$806,086	5,791	\$10.04	7.2%	\$139	65%

COLLISION (\$100 DEDUCTIBLE)

1932.....	4,347	\$92,645	\$19,163	106	\$4.41	2.4%	\$181	21%
1933.....	4,576	71,200	20,528	117	4.49	2.6	175	29
1934.....	6,576	81,742	30,312	215	4.61	3.3	141	37
1935.....	7,776	82,615	44,710	320	5.75	4.1	140	54
1936.....	7,825	76,611	44,714	269	5.71	3.4	166	58
Totals.....	31,100	\$404,813	\$159,427	1,027	\$5.13	3.3%	\$155	39%

‡Column 2, "Number of Cars Exposed." This title means the number of cars insured for a period of 12 months.

‡Column 6, "Indicated Pure Premiums." This title means the average loss-cost of cars insured for a period of 12 months. The 1936 experience is reduced to an earned basis.

TABLE 5  
BUREAU AND NON-BUREAU COMPANIES COMBINED

PROVINCE OF ONTARIO

Automobile Loss-Cost Experience—Policy Years 1932, 1933, 1934, 1935 and Incomplete 1936 (18 Months)  
PRIVATE PASSENGER CARS (INCLUDING FLEETS)—FIRE DAMAGE  
ALL ONTARIO TERRITORIES COMBINED

Policy Year	Number of Cars Exposed	Earned Premiums	Indicated Incurred Losses	Number of Claims	Indicated Pure Premiums	Claim Frequency	Indicated Average Claim	Indicated Loss Ratio
(1)	(2) ‡	(3)	(4)	(5)	(6) ‡	(7)	(8)	(9)
1932.....	156,062	\$731,335	\$211,694	2,759	\$1.36	1.8%	\$77	29%
1933.....	149,552	618,463	138,000	2,433	0.92	1.6	57	22
1934.....	163,087	598,792	160,961	2,752	0.99	1.7	58	27
1935.....	176,109	559,203	150,870	2,752	0.86	1.6	55	27
1936.....	185,028	560,195	134,245	2,546	0.73	1.4	53	24
Totals.....	829,838	\$3,067,988	\$795,770	13,242	\$0.96	1.6%	\$60	26%

TABLE 6  
BUREAU AND NON-BUREAU COMPANIES COMBINED

PROVINCE OF ONTARIO

Automobile Loss-Cost Experience—Policy Years 1932, 1933, 1934, 1935 and Incomplete 1936 (18 Months)  
PRIVATE PASSENGER CARS (INCLUDING FLEETS)—THEFT  
ALL ONTARIO TERRITORIES COMBINED

Policy Year	Number of Cars Exposed	Earned Premiums	Indicated Incurred Losses	Number of Claims	Indicated Pure Premiums	Claim Frequency	Indicated Average Claim	Indicated Loss Ratio
(1)	(2) ‡	(3)	(4)	(5)	(6) ‡	(7)	(8)	(9)
1932.....	134,953	\$487,944	\$123,798	4,950	\$0.92	3.7%	\$25	25%
1933.....	132,775	350,971	115,260	5,704	0.87	4.3	20	33
1934.....	147,507	350,229	138,592	7,712	0.94	5.2	18	40
1935.....	162,149	335,418	146,466	7,635	0.90	4.7	19	44
1936.....	170,727	335,753	141,913	6,448	0.83	3.8	22	42
Totals.....	748,111	\$1,860,315	\$666,029	32,449	\$0.89	4.3%	\$21	36%

TABLE 7  
BUREAU AND NON-BUREAU COMPANIES COMBINED

PROVINCE OF ONTARIO

Automobile Loss-Cost Experience—Policy Years 1932, 1933, 1934, 1935 and Incomplete 1936 (18 Months)  
COMMERCIAL CARS (INCLUDING FLEETS)—PUBLIC LIABILITY  
ALL ONTARIO TERRITORIES COMBINED

Policy Year	Number of Cars Exposed	Earned Premiums	Indicated Incurred Losses	Number of Claims	Indicated Pure Premiums	Claim Frequency	Indicated Average Claim	Indicated Loss Ratio
(1)	(2) ‡	(3)	(4)	(5)	(6) ‡	(7)	(8)	(9)
1932.....	23,531	\$461,458	\$328,299	751	\$13.95	3.2%	\$437	71%
1933.....	22,658	412,970	249,396	754	11.01	3.3	331	60
1934.....	24,367	426,551	326,776	799	13.41	3.3	409	77
1935.....	26,314	475,188	332,548	814	12.64	3.1	409	70
1936.....	26,615	489,077	344,793	891	12.95	3.3	387	70
Totals.....	123,485	\$2,265,244	\$1,581,812	4,009	\$12.81	3.2%	\$395	70%

‡Column 2, "Number of Cars Exposed." This title means the number of cars insured for a period of 12 months.

‡Column 6, "Indicated Pure Premiums." This title means the average loss-cost of cars insured for a period of 12 months. The 1936 experience is reduced to an earned basis.

TABLE 8  
BUREAU AND NON-BUREAU COMPANIES COMBINED

PROVINCE OF ONTARIO

Automobile Loss-Cost Experience—Policy Years 1932, 1933, 1934, 1935 and Incomplete 1936 (18 Months)

COMMERCIAL CARS (INCLUDING FLEETS)—PROPERTY DAMAGE LIABILITY

ALL ONTARIO TERRITORIES COMBINED

Policy Year	Number of Cars Exposed	Earned Premiums	Indicated Incurred Losses	Number of Claims	Indicated Pure Premiums	Claim Frequency	Indicated Average Claim	Indicated Loss Ratio
(1)	(2) †	(3)	(4)	(5)	(6) ‡	(7)	(8)	(9)
1932.....	22,648	\$556,810	\$195,643	5,792	\$8.64	25.6%	\$34	35%
1933.....	21,239	505,369	207,758	6,426	9.78	30.3	32	41
1934.....	21,989	498,779	211,144	6,788	9.60	30.9	31	42
1935.....	23,991	495,942	246,691	7,723	10.28	32.2	32	50
1936.....	25,852	521,531	266,263	7,790	10.30	30.1	34	51
Totals.....	115,719	\$2,578,431	\$1,127,499	34,519	\$9.74	29.8%	\$33	44%

TABLE 9

BUREAU AND NON-BUREAU COMPANIES COMBINED

PROVINCE OF ONTARIO

Automobile Loss-Cost Experience—Policy Years 1932, 1933, 1934, 1935 and Incomplete 1936 (18 Months)

COMMERCIAL CARS (INCLUDING FLEETS)—COLLISION DAMAGE

ALL ONTARIO TERRITORIES COMBINED

ALL COVERAGES COMBINED

Policy Year	Number of Cars Exposed	Earned Premiums	Indicated Incurred Losses	Number of Claims	Indicated Pure Premiums	Claim Frequency	Indicated Average Claim	Indicated Loss Ratio
(1)	(2) †	(3)	(4)	(5)	(6) ‡	(7)	(8)	(9)
1932.....	3,591	\$110,113	\$38,433	273	\$10.70	7.6%	\$141	35%
1933.....	3,425	93,698	47,794	301	13.95	8.8	159	51
1934.....	4,945	104,518	57,930	354	11.71	7.2	164	55
1935.....	6,020	110,319	71,517	437	11.88	7.3	164	65
1936.....	7,280	126,746	100,079	548	13.75	7.5	183	79
Totals.....	25,261	\$545,394	\$315,753	1,913	\$12.50	7.6%	\$165	58%

COLLISION (FULL COVERAGE)

1932.....	134	\$8,949	\$3,865	51	\$28.84	38.1%	\$76	43%
1933.....	77	4,764	2,003	49	26.01	63.6	41	42
1934.....	32	4,889	2,139	32	26.09	39.0	67	44
1935.....	68	4,166	1,796	42	26.41	61.8	43	43
1936.....	52	2,908	1,973	20	37.94	38.5	99	68
Totals.....	413	\$25,676	\$11,776	194	\$28.51	47.0%	\$61	46%

COLLISION (\$25 DEDUCTIBLE)

1932.....	1,374	\$45,127	\$13,359	111	\$9.72	8.1%	\$120	30%
1933.....	1,199	37,076	12,787	97	10.66	8.1	132	34
1934.....	1,162	33,517	14,254	103	12.27	8.9	138	43
1935.....	1,091	30,052	16,227	125	14.87	11.5	130	54
1936.....	1,205	31,770	17,651	129	14.65	10.7	137	56
Totals.....	6,031	\$177,542	\$74,278	565	\$12.32	9.4%	\$131	42%

COLLISION (\$50 DEDUCTIBLE)

1932.....	875	\$26,682	\$10,968	57	\$12.53	6.5%	\$192	41%
1933.....	885	23,468	18,188	95	20.55	10.7	191	78
1934.....	1,062	23,757	12,124	72	11.42	6.8	168	51
1935.....	1,425	27,655	16,317	106	11.45	7.4	154	59
1936.....	2,137	42,146	34,673	185	16.23	8.7	187	82
Totals.....	6,384	\$143,708	\$92,270	515	\$14.45	8.1%	\$179	64%

†Column 2, "Number of Cars Exposed." This title means the number of cars insured for a period of 12 months.

‡Column 6, "Indicated Pure Premiums." This title means the average loss-cost of cars insured for a period of 12 months. The 1936 experience is reduced to an earned basis.

TABLE 9 (Continued)  
BUREAU AND NON-BUREAU COMPANIES COMBINED

PROVINCE OF ONTARIO

Automobile Loss-Cost Experience—Policy Years 1932, 1933, 1934, 1935 and Incomplete 1936 (18 Months)

COMMERCIAL CARS (INCLUDING FLEETS)—COLLISION DAMAGE

ALL ONTARIO TERRITORIES COMBINED

COLLISION (\$100 DEDUCTIBLE)

Policy Year	Number of Cars Exposed	Earned Premiums	Indicated Incurred Losses	Number of Claims	Indicated Pure Premiums	Claim Frequency	Indicated Average Claim	Indicated Loss Ratio
(1)	(2) ‡	(3)	(4)	(5)	(6) ‡	(7)	(8)	(9)
1932.....	1,208	\$29,355	\$10,241	54	\$8.48	4.5%	\$190	35%
1933.....	1,264	28,390	14,816	60	11.72	4.7	247	52
1934.....	2,639	42,355	29,413	147	11.15	5.6	200	69
1935.....	3,436	48,446	37,177	164	10.82	4.8	227	77
1936.....	3,886	49,922	45,782	214	11.78	5.5	214	92
Totals.....	12,433	\$198,468	\$137,429	639	\$11.05	5.1%	\$215	69%

TABLE 10

BUREAU AND NON-BUREAU COMPANIES COMBINED

PROVINCE OF ONTARIO

Automobile Loss-Cost Experience—Policy Years 1932, 1933, 1934, 1935 and Incomplete 1936 (18 Months)

COMMERCIAL CARS (INCLUDING FLEETS)—FIRE DAMAGE

ALL ONTARIO TERRITORIES COMBINED

Policy Year	Number of Cars Exposed	Earned Premiums	Indicated Incurred Losses	Number of Claims	Indicated Pure Premiums	Claim Frequency	Indicated Average Claim	Indicated Loss Ratio
(1)	(2) ‡	(3)	(4)	(5)	(6) ‡	(7)	(8)	(9)
1932.....	23,194	\$176,425	\$114,239	486	\$4.93	2.1%	\$235	65%
1933.....	21,991	152,735	72,504	428	3.30	1.9	169	47
1934.....	24,602	163,258	80,832	463	3.29	1.9	175	50
1935.....	25,619	175,133	94,057	475	3.67	1.9	198	54
1936.....	24,824	171,548	81,266	439	3.27	1.8	185	47
Totals.....	120,230	\$839,099	\$442,898	2,291	\$3.68	1.9%	\$193	53%

TABLE 11

BUREAU AND NON-BUREAU COMPANIES COMBINED

PROVINCE OF ONTARIO

Automobile Loss-Cost Experience—Policy Years 1932, 1933, 1934, 1935 and Incomplete 1936 (18 Months)

COMMERCIAL CARS (INCLUDING FLEETS)—THEFT

ALL ONTARIO TERRITORIES COMBINED

Policy Year	Number of Cars Exposed	Earned Premiums	Indicated Incurred Losses	Number of Claims	Indicated Pure Premiums	Claim Frequency	Indicated Average Claim	Indicated Loss Ratio
(1)	(2) ‡	(3)	(4)	(5)	(6) ‡	(7)	(8)	(9)
1932.....	13,936	\$24,033	\$10,633	230	\$0.76	1.7%	\$46	44%
1933.....	13,325	22,348	12,400	272	0.93	2.0	46	55
1934.....	15,849	29,276	15,065	377	0.95	2.4	40	51
1935.....	17,442	34,151	16,837	356	0.97	2.0	47	49
1936.....	17,159	35,483	13,333	340	0.78	2.0	39	38
Totals.....	77,711	\$145,291	\$68,268	1,575	\$0.88	2.0%	\$43	47%

‡Column 2, "Number of Cars Exposed." This title means the number of cars insured for a period of 12 months.

‡Column 6, "Indicated Pure Premiums." This title means the average loss-cost of cars insured for a period of 12 months. The 1936 experience is reduced to an earned basis.

**TABLE 12**  
**BUREAU AND NON-BUREAU COMPANIES COMBINED**  
 PROVINCE OF ONTARIO

**Automobile Loss Ratio Data—Policy Years 1932, 1933, 1934, 1935 and Incomplete 1936 (18 Months)**  
**PUBLIC VEHICLES—TAXICABS, JITNEYS AND LIVERIES**

**ALL COVERAGES COMBINED**

ALL ONTARIO TERRITORIES COMBINED

Policy Year	Earned Premiums	Indicated Incurred Losses	Indicated Loss Ratio
1932.....	\$74,119	\$53,087	72%
1933.....	71,427	45,416	64
1934.....	81,637	80,368	98
1935.....	94,038	70,605	75
1936.....	100,615	68,384	68
Totals.....	\$421,836	\$317,860	75%

**PUBLIC VEHICLES—BUSES OTHER THAN SCHOOL, HOTEL, GOLF AND COUNTRY CLUB**  
**ALL COVERAGES COMBINED**

ALL ONTARIO TERRITORIES COMBINED

1932.....	\$106,698	\$30,031	28%
1933.....	93,276	39,633	42
1934.....	85,999	63,691	74
1935.....	99,400	71,669	72
1936.....	117,077	80,263	69
Totals.....	\$502,450	\$285,287	57%

**PUBLIC VEHICLES—SCHOOL, HOTEL, GOLF AND COUNTRY CLUB BUSES, FUNERAL CARRIAGES AND MISCELLANEOUS PUBLIC AUTOMOBILES**

**ALL COVERAGES COMBINED**

ALL ONTARIO TERRITORIES COMBINED

1932.....	\$10,511	\$3,079	29%
1933.....	12,040	3,535	29
1934.....	14,987	2,267	15
1935.....	16,984	11,618	68
1936.....	14,125	11,167	79
Totals.....	\$68,647	\$31,666	46%

**TABLE 13**  
**BUREAU AND NON-BUREAU COMPANIES COMBINED**  
 PROVINCE OF ONTARIO

**Automobile Loss Ratio Data—Policy Years 1932, 1933, 1934, 1935 and Incomplete 1936 (18 Months)**  
**FLEETS—PRIVATE PASSENGER, COMMERCIAL AND PUBLIC VEHICLES**

**ALL COVERAGES COMBINED**

ALL ONTARIO TERRITORIES COMBINED

Policy Year	Earned Premiums	Indicated Incurred Losses	Indicated Loss Ratio
1932.....	\$1,146,218	\$598,936	52%
1933.....	1,049,820	573,114	55
1934.....	1,061,804	580,517	55
1935.....	1,030,053	653,672	63
1936.....	1,008,953	668,525	66
Totals.....	\$5,296,848	\$3,074,764	58%

The 1936 experience is reduced to an earned basis.

TABLE 13 (Continued)

## BUREAU AND NON-BUREAU COMPANIES COMBINED

PROVINCE OF ONTARIO

Automobile Loss Ratio Data—Policy Years 1932, 1933, 1934, 1935 and Incomplete 1936 (18 Months)

## GARAGES, AUTOMOBILE DEALERS AND MANUFACTURERS

## PUBLIC LIABILITY, PROPERTY DAMAGE AND COLLISION COMBINED

ALL ONTARIO TERRITORIES COMBINED

Policy Year	Earned Premiums	Indicated Incurred Losses	Indicated Loss Ratio
1932.....	\$136,182	\$60,452	44%
1933.....	124,190	89,231	72
1934.....	147,818	116,810	79
1935.....	182,843	106,381	58
1936.....	174,996	161,757	92
Totals.....	\$766,029	\$534,631	70%

## GARAGES, AUTOMOBILE DEALERS AND MANUFACTURERS

## FIRE AND THEFT COMBINED

ALL ONTARIO TERRITORIES COMBINED

1932.....	\$45,829	\$6,828	15%
1933.....	37,527	10,806	29
1934.....	50,585	11,480	23
1935.....	74,920	12,310	16
1936.....	58,347	15,221	26
Totals.....	\$267,208	\$56,650	21%

The 1936 experience is reduced to an earned basis.



## APPENDIX VIII

REPRESENTATIVE AUTOMOBILE INSURANCE PREMIUM RATES FOR PRIVATE PASSENGER CARS  
PROMULGATED BY THE CANADIAN UNDERWRITERS' ASSOCIATION  
COVERING THE PERIOD FROM APRIL 1ST, 1928, TO MARCH 1ST, 1937.

## PUBLIC LIABILITY AND PROPERTY DAMAGE INSURANCE RATES

EFFECTIVE APRIL 1ST, 1928, TO FEBRUARY 1ST, 1929

	Public Liability (Standard Limits)			Property Damage (Standard Limits)		
	Ford, Chevrolet, Durant (4 cyl.), Essex, Overland	Auburn (8 cyl.), Buick (over 118" W.B.), Hupmobile (8)	Cadillac (large), Stutz, Pierce-Arrow	Ford, Chevrolet, Durant (4 cyl.), Essex, Overland	Auburn (6 & 8 cyl.), Buick (over 118" W.B.), Hupmobile (8)	Cadillac (large), Stutz, Pierce-Arrow
Toronto, Hamilton and Windsor*....	\$11 00	\$13 00	\$17 00	\$9 00	\$11 00	\$14 00
Remainder of Province*.....	9 00	11 00	14 00	7 00	9 00	12 00

EFFECTIVE FEBRUARY 1ST, 1929, TO FEBRUARY 1ST, 1931

Toronto, Hamilton and Windsor*....	\$16 00	\$19 00	\$25 00	\$13 00	\$16 00	\$21 00
Remainder of Province*.....	13 00	16 00	21 00	10 00	13 00	18 00

EFFECTIVE FEBRUARY 1ST, 1931, TO DECEMBER 1ST, 1932

Toronto, Hamilton and Windsor.....	\$15 00	\$19 00	\$23 00	\$11 00	\$15 00	\$19 00
18 smaller cities and towns.....	11 00	16 00	18 00	9 00	12 00	15 00
Remainder of Province.....	10 00	14 00	16 00	8 00	11 00	13 00

EFFECTIVE DECEMBER 1ST, 1932, TO APRIL 15TH, 1933

Toronto, Hamilton and Windsor*....	\$17 00	\$22 00	\$26 00	\$9 00	\$12 00	\$16 00
18 smaller cities and towns‡.....	13 00	18 00	21 00	9 00	12 00	15 00
Northern Ontario‡.....	10 00	14 00	16 00	8 00	11 00	13 00
Remainder of Province‡.....	10 00	14 00	16 00	6 00	8 00	10 00

1933 AND 1934 PREMIUM RATES (EFFECTIVE APRIL 15TH, 1933)

Toronto, Hamilton and Windsor*....	\$17 00	\$22 00	\$26 00	\$9 00	\$12 00	\$16 00
18 smaller cities and towns‡.....	13 00	18 00	21 00	9 00	12 00	15 00
Northern Ontario‡.....	10 00	14 00	16 00	8 00	11 00	13 00
Remainder of Province‡.....	10 00	14 00	16 00	6 00	8 00	10 00

1935 AND 1936 PREMIUM RATES (EFFECTIVE APRIL 1ST, 1935)

Toronto, Hamilton, Windsor and Niagara Falls‡.....	\$17 00	\$22 00	\$26 00	\$9 00	\$12 00	\$16 00
11 smaller cities‡.....	13 00	18 00	21 00	9 00	12 00	15 00
Northern Ontario‡.....	10 00	14 00	16 00	8 00	11 00	13 00
54 towns‡.....	10 00	14 00	16 00	6 00	8 00	10 00
Remainder of Province‡.....	9 00	12 00	14 00	5 00	7 00	9 00

1937 PREMIUM RATES (EFFECTIVE MARCH 31ST, 1937)

Toronto, Hamilton, Windsor and Niagara Falls.....	\$15 90	\$20 55	\$24 30	\$7 65	\$10 20	\$13 60
11 smaller cities.....	12 15	16 80	19 65	7 65	10 20	12 75
Northern Ontario.....	10 60	14 85	17 00	8 50	11 70	13 80
54 towns.....	9 35	13 10	14 95	5 60	7 50	9 35
Remainder of Province.....	8 40	11 20	13 10	4 65	6 55	8 40

\*During 1928, 1929 and 1930 insurers permitted a discount from the above rates of 10 per cent when all five forms of coverage were insured under one policy, viz.: Public Liability, Property Damage, Collision, Fire and Theft. If three coverages were insured under the one policy, viz.: Public Liability, Property Damage and Collision, a discount of 5 per cent was allowed.

‡Deduct from the combined 1933 Public Liability and Property Damage Rates 10 per cent for "no claims bonus" allowed for 12 months accident-free record. After April 15th, 1933, the "no claims bonus" was changed to 10 per cent discount for 12 months accident-free record, 15 per cent discount for 24 months accident-free record, and 20 per cent for 36 months accident-free record.

In 1937 the "no claims bonus" applicable to Public Liability and Property Damage was discontinued.

## COLLISION INSURANCE PREMIUM RATES\*

EFFECTIVE APRIL 1ST, 1928, TO FEBRUARY 1ST, 1929, ON CHEVROLET AND FORD CARS

Toronto, Hamilton and Windsor*		Remainder of Province*					
Full Coverage	\$25 Deductible	\$50 Deductible	\$100 Deductible	Full Coverage	\$25 Deductible	\$50 Deductible	\$100 Deductible
\$81 00	\$37 00	\$24 00	\$13 00	\$54 00	\$24 00	\$17 00	\$12 00
EFFECTIVE FEBRUARY 1ST, 1929, TO FEBRUARY 1ST, 1931, ON CHEVROLET, FORD AND PLYMOUTH CARS							
Toronto, Hamilton and Windsor*		Remainder of Province*					
Full Coverage	\$25 Deductible	\$50 Deductible	\$100 Deductible	Full Coverage	\$25 Deductible	\$50 Deductible	\$100 Deductible
\$101 00	\$46 00	\$30 00	\$16 00	\$67 00	\$30 00	\$21 00	\$15 00
EFFECTIVE FEBRUARY 1ST, 1931, TO DECEMBER 1ST, 1932, ON CHEVROLET, FORD AND PLYMOUTH CARS							
Toronto, Hamilton and Windsor		Remainder of Province					
Full Coverage	\$25 Deductible	\$50 Deductible	\$100 Deductible	Full Coverage	\$25 Deductible	\$50 Deductible	\$100 Deductible
\$87 00	\$39 00	\$26 00	\$14 00	\$57 00	\$26 00	\$18 00	\$13 00
EFFECTIVE DECEMBER 1ST, 1932, TO APRIL 15TH, 1933, ON CHEVROLET, FORD AND PLYMOUTH CARS							
Toronto, Hamilton and Windsor		18 Smaller Cities and Towns and Northern Ontario			Remainder of Province		
Full Coverage	\$25 Deductible	\$50 Deductible	\$100 Deductible	Full Coverage	\$25 Deductible	\$50 Deductible	\$100 Deductible
\$87 00	\$39 00	\$26 00	\$14 00	\$57 00	\$26 00	\$18 00	\$13 00
Full Coverage	\$25 Deductible	\$50 Deductible	\$100 Deductible	Full Coverage	\$25 Deductible	\$50 Deductible	\$100 Deductible
\$87 00	\$39 00	\$26 00	\$14 00	\$57 00	\$26 00	\$18 00	\$13 00

\*During 1928, 1929 and 1930 insurers permitted a discount from the above rates of 10 per cent when all five forms of coverage were insured under one policy, viz.: Public Liability, Property Damage, Collision, Fire and Theft. If three coverages were insured under the one policy, viz.: Public Liability, Property Damage and Collision, a discount of 5 per cent was allowed.

COLLISION INSURANCE PREMIUM RATES (Continued)

1933 AND 1934 PREMIUM RATES (EFFECTIVE APRIL 15TH, 1933) ON CHEVROLET, FORD AND PLYMOUTH CARS

Toronto, Hamilton and Windsor			18 Smaller Cities and Towns				Northern Ontario				Remainder of Province				
Full Coverage	\$25 Deductible	\$50 Deductible	\$100 Deductible	Full Coverage	\$25 Deductible	\$50 Deductible	\$100 Deductible	Full Coverage	\$25 Deductible	\$50 Deductible	\$100 Deductible	Full Coverage	\$25 Deductible	\$50 Deductible	\$100 Deductible
\$87 00	\$35 10	\$20 80	\$9 80	\$57 00	\$23 40	\$14 40	\$9 10	\$57 00	\$26 00	\$18 00	\$13 00	\$46 00	\$18 90	\$11 20	\$7 00

1935 AND 1936 PREMIUM RATES (EFFECTIVE APRIL 1ST, 1935) ON CHEVROLET (MASTER), FORD (8) AND PLYMOUTH CARS

Toronto, Hamilton, Windsor and Niagara Falls			11 Smaller Cities				Northern Ontario				54 Towns				Remainder of Province				
Full Coverage	\$25 Deductible	\$50 Deductible	\$100 Deductible	Full Coverage	\$25 Deductible	\$50 Deductible	\$100 Deductible	Full Coverage	\$25 Deductible	\$50 Deductible	\$100 Deductible	Full Coverage	\$25 Deductible	\$50 Deductible	\$100 Deductible	Full Coverage	\$25 Deductible	\$50 Deductible	\$100 Deductible
\$78 30	\$28 40	\$16 80	\$7 90	\$51 30	\$19 00	\$11 70	\$7 40	\$51 30	\$23 40	\$16 20	\$11 70	\$41 40	\$17 00	\$10 10	\$6 30	\$35 20	\$14 50	\$8 60	\$5 40

1937 PREMIUM RATES (EFFECTIVE MARCH 31ST, 1937)

Toronto, Hamilton, Windsor and Niagara Falls			11 Smaller Cities				Northern Ontario				54 Towns				Remainder of Province				
Full Coverage	\$25 Deductible	\$50 Deductible	\$100 Deductible	Full Coverage	\$25 Deductible	\$50 Deductible	\$100 Deductible	Full Coverage	\$25 Deductible	\$50 Deductible	\$100 Deductible	Full Coverage	\$25 Deductible	\$50 Deductible	\$100 Deductible	Full Coverage	\$25 Deductible	\$50 Deductible	\$100 Deductible
\$78 30	\$28 40	\$16 80	\$7 90	\$51 30	\$19 00	\$11 70	\$7 40	\$51 30	\$29 20	\$20 20	\$11 70	\$47 60	\$19 50	\$11 60	\$6 30	\$40 50	\$16 70	\$9 90	\$5 40

## AUTOMOBILE FIRE INSURANCE PREMIUM RATES

## EFFECTIVE APRIL 1ST, 1928, TO FEBRUARY 1ST, 1931

Toronto, Hamilton and Windsor*		Northern Ontario*		Remainder of Province*	
Open Models	Closed Models	Open Models	Closed Models	Open Models	Closed Models
		(1) ON FORD CARS			
\$2 20	\$3 05	\$6 70	\$9 10	\$2 20	\$3 05
		(2) ON CHEVROLET CARS			
\$3 05	\$3 45	\$9 10	\$10 30	\$3 05	\$3 45

## EFFECTIVE FEBRUARY 1ST, 1931, TO JANUARY 20TH, 1932

		(1) ON FORD CARS			
\$2 10	\$2 90	\$4 35	\$5 95	\$2 10	\$2 90
		(2) ON CHEVROLET CARS			
\$2 90	\$3 25	\$5 95	\$6 70	\$2 90	\$3 25

## EFFECTIVE JANUARY 20TH, 1932, TO APRIL 15TH, 1933

		(1) ON FORD CARS (4 CYLINDER)			
\$2 10	\$2 90	\$4 35	\$5 95	\$2 10	\$2 90
		(2) ON FORD CARS (8 CYLINDER)			
\$2 90	\$3 25	\$5 95	\$6 70	\$2 90	\$3 25
		(3) ON CHEVROLET CARS (1931 AND EARLIER 4 AND 6-CYLINDER MODELS)			
\$2 90	\$3 25	\$5 95	\$6 70	\$2 90	\$3 25
		(4) ON CHEVROLET CARS (1932 MODELS)			
\$3 25	\$3 65	\$6 70	\$7 50	\$3 25	\$3 65

## 1933 AND 1934 PREMIUM RATES, EFFECTIVE APRIL 15TH, 1933

		(1) ON FORD CARS (4 CYLINDER)			
\$1 80	\$2 45	\$4 35	\$5 95	\$1 80	\$2 45
		(2) ON FORD CARS (8 CYLINDER)			
\$2 45	\$2 75	\$5 95	\$6 70	\$2 45	\$2 75
		(3) ON CHEVROLET CARS (1932 MODELS)			
\$2 75	\$3 10	\$6 70	\$7 50	\$2 75	\$3 10
		(4) ON CHEVROLET CARS (1933 AND 1934 STANDARD MODELS)			
\$2 45	\$2 45	\$5 95	\$5 95	\$2 45	\$2 45
		(5) ON CHEVROLET CARS (1933 AND 1934 MASTER MODELS)			
\$2 75	\$3 10	\$6 70	\$7 50	\$2 75	\$3 10

## 1935 AND 1936 PREMIUM RATES, EFFECTIVE APRIL 1ST, 1935

Northern Ontario	Cities and Towns	Rural
	(1) ON FORD CARS (4 CYLINDER)	
\$4 35	\$1 80	\$1 55
	(2) ON FORD CARS (8 CYLINDER)	
\$5 95	\$2 45	\$2 10
	(3) ON CHEVROLET CARS (STANDARD 1935)	
\$4 35	\$1 80	\$1 55
	(4) ON CHEVROLET CARS (MASTER AND 1936 STANDARD)	
\$5 95	\$2 45	\$2 10

\*During 1928, 1929 and 1930 insurers permitted a discount from the above rates of 10 per cent when all five forms of coverage were insured under one policy, viz.: Public Liability, Property Damage, Collision, Fire and Theft. If three coverages were insured under the one policy, viz.: Public Liability, Property Damage and Collision, a discount of 5 per cent was allowed.

AUTOMOBILE FIRE INSURANCE PREMIUM RATES (Continued)

1937 PREMIUM RATES, EFFECTIVE MARCH 31ST, 1937

Northern Ontario	Cities and Towns	Rural
	(1) ON FORD CARS (4 CYLINDER)	
\$4 35	\$1 45	\$1 25
	(2) ON FORD CARS (8-CYLINDER AND 4-CYLINDER ENGLISH TYPE)	
\$5 95	\$1 95	\$1 70
	(3) ON CHEVROLET CARS (1933-35 STANDARD)	
\$4 35	\$1 45	\$1 25
	(4) ON CHEVROLET CARS (ALL OTHERS)	
\$5 95	\$1 95	\$1 70

AUTOMOBILE THEFT (FULL COVERAGE) INSURANCE PREMIUM RATES

EFFECTIVE APRIL 1ST, 1928, TO FEBRUARY 1ST, 1931

Toronto, Hamilton and Windsor*		Remainder of Province	
Open Models	Closed Models	Open Models	Closed Models
		(1) ON FORD CARS	
\$2 70	\$3 70	\$1 75	\$2 35
		(2) ON CHEVROLET CARS	
\$3 70	\$4 15	\$2 35	\$2 65

EFFECTIVE FEBRUARY 1ST, 1931, TO DECEMBER 1ST, 1932

		(1) ON FORD CARS (4 CYLINDER)	
\$1 95	\$2 70	\$1 70	\$2 30
		(2) ON CHEVROLET CARS (1931 AND EARLIER)	
\$2 70	\$3 05	\$2 30	\$2 60
		(3) ON FORD (V8) CARS	
\$2 70	\$3 05	\$2 30	\$2 60
		(4) ON CHEVROLET CARS (1932)	
\$3 05	\$3 40	\$2 60	\$2 95

EFFECTIVE DECEMBER 1ST, 1932, TO APRIL 15TH, 1933

Toronto, Hamilton and Windsor		Northern Ontario		Remainder of Province	
Open Models	Closed Models	Open Models	Closed Models	Open Models	Closed Models
		(1) ON FORD CARS (4 CYLINDER)			
\$1 60	\$2 15	\$1 70	\$2 30	\$1 35	\$1 85
		(2) ON FORD (V8) CARS			
\$2 15	\$2 45	\$2 30	\$2 60	\$1 85	\$2 10
		(3) ON CHEVROLET CARS (1931 AND EARLIER)			
\$2 15	\$2 45	\$2 30	\$2 60	\$1 85	\$2 10
		(4) ON CHEVROLET CARS (1932)			
\$2 45	\$2 70	\$2 60	\$2 95	\$2 10	\$2 35

1933 PREMIUM RATES, EFFECTIVE APRIL 15TH, 1933

		(1) ON FORD CARS (4 CYLINDER)			
\$1 35	\$1 85	\$1 70	\$2 30	\$1 15	\$1 55
		(2) ON FORD (V8) CARS			
\$1 85	\$2 05	\$2 30	\$2 60	\$1 55	\$1 80
		(3) ON CHEVROLET CARS (1932)			
\$2 05	\$2 30	\$2 60	\$2 95	\$1 80	\$2 00
		(4) ON CHEVROLET CARS (1933 AND 1934 STANDARD)			
\$1 85	\$1 85	\$2 30	\$2 30	\$1 55	\$1 55
		(5) ON CHEVROLET CARS (1933 AND 1934 MASTER)			
\$2 05	\$2 30	\$2 60	\$2 95	\$1 80	\$2 00

\*During 1928, 1929 and 1930 insurers permitted a discount from the above rates of 10 per cent when all five forms of coverage were insured under one policy, viz.: Public Liability, Property Damage, Collision, Fire and Theft. If three coverages were insured under the one policy, viz.: Public Liability, Property Damage and Collision, a discount of 5 per cent was allowed.

AUTOMOBILE THEFT (FULL COVERAGE) INSURANCE PREMIUM RATES (Continued)

1935 AND 1936 PREMIUM RATES, EFFECTIVE APRIL 1ST, 1935

Northern Ontario	Toronto, Hamilton, Windsor and Niagara Falls	Other Cities and Towns	Remainder of Province
	(1) ON FORD CARS (4 CYLINDER)		
\$1 70	\$1 35	\$1 15	\$1 00
	(2) ON FORD CARS (8 CYLINDER)		
\$2 30	\$1 85	\$1 55	\$1 30
	(3) ON CHEVROLET CARS (STANDARD 1935)		
\$1 70	\$1 35	\$1 15	\$1 00
	(4) ON CHEVROLET CARS (MASTER AND 1936 STANDARD)		
\$2 30	\$1 85	\$1 55	\$1 30

1937 PREMIUM RATES, EFFECTIVE MARCH 31ST, 1937

Toronto, Hamilton, Windsor and Niagara Falls	11 Smaller Cities	Northern Ontario	54 Towns	Remainder of Province
	(1) ON FORD CARS (4 CYLINDER)			
\$1 35	\$1 15	\$1 70	\$0 90	\$0 80
	(2) ON FORD CARS (8-CYLINDER AND 4-CYLINDER ENGLISH TYPE)			
\$1 85	\$1 55	\$2 30	\$1 25	\$1 05
	(3) ON CHEVROLET CARS (1933-35 STANDARD)			
\$1 35	\$1 15	\$1 70	\$0 90	\$0 80
	(4) ON CHEVROLET CARS (ALL OTHERS)			
\$1 85	\$1 55	\$2 30	\$1 25	\$1 05

## APPENDIX IX

REPORT OF QUARTERLY RETURNS OF AGENTS' BALANCES (OTHER THAN LIFE)  
AS OF SEPTEMBER 30TH, 1937

To the Members of the Special Committee of the Association of Superintendents  
of Insurance of the Provinces of Canada:

In accordance with the request of your Committee, we beg to submit a further Comparative Report of the results obtained by Ontario in calling for the Quarterly Returns of Agents' Balances more than ninety days overdue for the five quarterly periods, September 30th and December 31st, 1936, March 31st, June 30th and September 30th, 1937.

The report is prepared as of November 1st, 1937, when 8 Companies and 18 General Agents had filed no return.

1. *Completeness of Data:* The following table shows the number of companies filing returns and the number which made "NIL" returns at each period.

Period Ending	No. of Companies Asked to File Returns	No. not Complying	No. of "NIL" Returns
Sept. 30th, 1936 . . . . .	255	2	84
Dec. 31st, 1936 . . . . .	257	2	80
Mar. 31st, 1937 . . . . .	259	6	79
June 30th, 1937 . . . . .	258	18	72
Sept. 30th, 1937 . . . . .	257	8	87

The following table shows the number of "General Agents" filing returns and the number which made "NIL" returns at each period.

Period Ending	No. of General Agents Asked to File Returns	No. not Complying	No. of "NIL" Returns
Sept. 30th, 1936 . . . . .	82	26	36
Dec. 31st, 1936 . . . . .	85	16	33
Mar. 31st, 1937 . . . . .	82	20	32
June 30th, 1937 . . . . .	80	25	30
Sept. 30th, 1937 . . . . .	83	18	42

2. *Number of Agents Reported in Returns:* The following table shows the number of agents reported and by how many offices for the five periods. The figures for September 30th and December 31st, 1936, March 31st, June 30th and September 30th, 1937, include the agents reported on the return of General Agents. A comparison of the figures by amounts outstanding will be found in paragraph 5.

Number Reported by	PERIODS ENDING				
	1936		1937		
	Sept. 30th	Dec. 31st	Mar. 31st	June 30th	Sept. 30th
One company . . . . .	916	575	638	597	761
Two companies . . . . .	239	143	204	156	187
Three " . . . . .	122	42	66	68	84
Four " . . . . .	58	22	30	22	45
Five " . . . . .	33	11	14	17	18
More than 5 companies . . . . .	68	15	29	13	28
More than 10 " . . . . .	16	5	5	5	7
More than 20 " . . . . .	...	2	1	1	1
Totals . . . . .	1,452	815	987	879	1,131

3. *Aggregate Amount of Balances Overdue:* The following table shows the aggregate amount of balances reported by the *companies only*, as ninety days or more overdue for the five periods:

Period Ending	Amount Outstanding	Increase or Decrease Over Preceding Period	
Sept. 30th, 1936 .....	\$519,359.85	\$334,676.69	.....
Dec. 31st, 1936 .....	242,592.46	.....	\$276,767.39
Mar. 31st, 1937 .....	283,462.27	40,869.81	.....
June 30th, 1937 .....	268,147.25	.....	15,315.02
Sept. 30th, 1937 .....	362,970.62	94,823.37	.....

4. *Amount Reported by General Agents:* The amount of balances reported by General Agents as being ninety days or more overdue from sub-agents or brokers or other persons from whom they accept business and to whom they pay commission was as follows (for five periods):

Period Ending	Amount Outstanding	Increase or Decrease Over Preceding Period	
Sept. 30th, 1936 .....	\$65,362.52	\$46,418.11	.....
Dec. 31st, 1936 .....	21,480.66	.....	\$43,881.86
Mar. 31st, 1937 .....	24,372.30	2,891.64	.....
June 30th, 1937 .....	21,097.76	.....	3,274.54
Sept. 30th, 1937 .....	50,140.17	29,042.41	.....

5. *Comparison of Number of Agents Reported in the Five Periods:* i.e., September 30th and December 31st, 1936, March 31st, June 30th and September 30th, 1937:

Period Ending	Under \$1,000	Over \$1,000	Over \$2,000	Over \$3,000	Over \$4,000	Over \$5,000	Over \$10,000	Over \$20,000	Total
Sept. 30th, 1936 ...	1,344	54	23	10	4	16	1	..	1,452
Dec. 31st, 1936 ...	761	31	10	4	4	4	1	..	815
Mar. 31st, 1937 ...	928	32	13	6	2	5	1	..	987
June 30th, 1937 ...	820	28	13	7	4	7	..	..	879
Sept. 30th, 1937 ...	1,051	37	22	9	5	7	..	..	1,131

6. *Analysis of Agencies by Territories and by Amounts of Balances Owning:*

The following table shows an analysis of the Quarterly Returns, wherein the Province is divided into *five* districts and the premiums reported as "Under \$1,000," "Over \$1,000," "Over \$2,000," etc.

Statement of number of agents with balances ninety days or more in arrears as of September 30th, 1937:

Location	Under \$1,000	Over \$1,000	Over \$2,000	Over \$3,000	Over \$4,000	Over \$5,000	Over \$10,000	Over \$20,000	Total
Toronto .....	340	18	10	2	4	5	..	..	379
Hamilton .....	44	1	1	..	..	..	..	..	46
London .....	27	2	2	..	..	..	..	..	31
Windsor .....	27	2	..	..	..	1	..	..	30
Ottawa .....	60	1	3	2	..	..	..	..	66
Elsewhere .....	553	13	6	5	1	1	..	..	579
Totals .....	1,051	37	22	9	5	7	..	..	1,131



7. Following the usual practice, this report covers five quarterly periods, and thus a comparison of the same period for two years is made. It will be noted that the amount outstanding more than ninety days, according to the returns of the companies, shows an *increase* when compared with the June 30th, 1937, period of \$94,823.37, and the amount reported by General Agents an *increase* of \$29,042.41, making an aggregate *increase* of \$123,865.78. Compared with the same period in 1936, there is a decrease of \$156,389.23 in the amount reported by the companies, and a decrease of \$15,222.35 in the amount reported by the General Agents.

8. Reference to paragraph 1 will show that only a very small number of companies have failed to file their returns for this period; also the number of General Agents not complying with the request has been considerably reduced. This paragraph also shows that the number of "NIL" returns has increased.

Referring to paragraph 2, an improvement will be noted in the number of companies to which agents are indebted for the same period last year. Although there is an increase in the number of outstanding accounts over the last period (June 30th), there is a considerable decrease in the number reported for the September 30th, 1936, period.

9. *NEW RETURN FORMS*: For the quarterly period ending December 31st, 1937, Return Forms have been printed and will be supplied to the companies and General Agents. This is in accordance with the recommendation of the Special Committee on Credit and Free Insurance Evils, submitted to the recent conference of Superintendents of Insurance at Toronto. It is to be hoped that the standardization of the forms will be the means of saving the companies and General Agents considerable time in the preparation of these Quarterly Returns, and will enable the dilatory few companies and General Agents to get their Returns in on time. *In this connection it is my intention to publish a list in the next report of those companies and General Agents whose Returns do not reach the Department on or before the 31st day of January, 1938.*

There are still a number of companies and General Agents not preparing their Returns *alphabetically* and according to *location* as they are listed in this report. I should be obliged if those companies and General Agents would endeavour to comply with our request in making their next Return.

HARTLEY D. MCNAIRN,  
*Superintendent of Insurance.*

Toronto, Ont.,  
November 1st, 1937.

## APPENDIX X

RESUMÉ OF PROCEEDINGS OF A MEETING HELD JANUARY 28TH, 1937,  
WITH OTHER THAN LIFE INSURANCE COMPANY REPRESENTATIVES  
CONCERNING THE FIRE AND CASUALTY INSURANCE BUSINESS

The meeting was called to order at 10.05 a.m. by the Superintendent of Insurance, who attended the meeting as Chairman. Mr. Edwards acted as Secretary. The following representatives were present:

Hartley D. McNairn (Chairman).....	Ontario Superintendent of Insurance.
R. Forster-Smith.....	Royal-Liverpool Group.
John Holroyde.....	Commercial Union Insurance Company.
John Jenkins.....	Employers' Liability Assurance Company.
Colin E. Sword.....	Union Insurance Society of Canton.
Kenneth Thom.....	Western-British America Group.
William P. Fess.....	Toronto and Canadian General Insurance Companies.
W. Spry.....	Toronto and Canadian General Insurance Companies.
H. W. Falconer.....	Dominion of Canada General Insurance Company.
W. E. Baldwin.....	Continental Fire Insurance Company.
H. C. Mills.....	Insurance Company of North America.
John Edwards.....	Ontario Department of Insurance (Actuary).

The Chairman opened the discussion with a brief statement, explaining why the insurance executives had been called to attend a special meeting, and stated that during the period in which he had occupied the position of Superintendent of Insurance for Ontario complaints had come to his attention concerning existing conditions in the fire and casualty insurance business. These complaints, which came from the public, financial and insurance journals, insurance company executives, agents and brokers, appeared to suggest that undesirable or unhealthy conditions existed in the other than life insurance field, and the Chairman explained that he would like to have an individual expression of opinion from the company executives present concerning their views on this matter. Firstly, were the members present satisfied with existing conditions in their business? If not, would the members present describe any unsatisfactory or unhealthy conditions and the causes thereof. Secondly, the Chairman invited general comment from each member concerning the extent to which, by regulation of the business itself or through the co-operation of the Superintendent of Insurance, any undesirable conditions which might exist in the business could be eradicated.

The consensus of opinion of the members present appeared to be:

- (1) That conditions in the other than life field appeared to be very little different over the past number of years.
- (2) That during the depression period it had been difficult for insurers to carry on business, in the face of a forty per cent reduction in premium income in Canada, due to the large number of companies operating, but with better times ahead (normal construction and increasing property values) such a factor would tend to reduce these so-called depression problems.
- (3) That problems would always exist in the insurance business as with other kinds of business, but the insurance companies could and would within their own ranks find ways and means to alleviate such problems as they arise. No suggestion was made as to how the Insurance Department could usefully assist in the betterment of insurance practices.

The Chairman then requested the members present to reply to a number of questions which he proposed to put to the meeting, and the secretary of the Insurance Department reported the discussions and answers to such questions.

At the conclusion of the meeting the members present agreed to furnish the Chairman with commission schedules applicable to the writing of fire business in the City of Toronto, showing the various rates allowed, including the maximum rate. Also, the Chairman agreed to furnish the members present with (1) a memorandum outlining the nature of the complaints which had come to his attention, and (2) with a copy of the questions shown herein as Appendix I.

A short official memorandum, dated January 28th, 1937, was then read to the members and copies of same distributed. A copy of this memorandum is appended hereto and shown as Appendix II.

The Chairman expressed the opinion that it was his intention to call a further meeting at a later date, and the meeting adjourned at 1.10 p.m.

January 28th, 1937.

JOHN EDWARDS,  
*Secretary.*

APPENDIX X—*Continued**Appendix I.*

## QUESTIONNAIRE

- (1) Do you, gentlemen, consider that the regulation now being given the fire business in Eastern Canada is constructive in its effectiveness, and entirely satisfactory?
- (2) Do you, gentlemen, believe there are too many companies doing business in this Province?
- (3) If there are too many companies doing business, what is the effect that this excessive insurance market is having upon the general situation at large?
- (4) Are there any Canadian casualty companies with head offices in Canada operating tariff?
- (5) Are you satisfied that the casualty business is being given constructive and satisfactory regulation?
- (6) Has there been a situation existing that has necessitated the Canadian Underwriters' Association or Dominion Board of Insurance Underwriters to confer and deliberate along lines of changing present practices or dealing with what might be termed an unsatisfactory state of affairs?
- (7) Has the situation in Canada prompted the creation of a Canadian Committee composed of senior British executives in England?
- (8) Has the Canadian situation necessitated the formation of an American Committee of senior executives to deal with the general situation?
- (9) Has a report been compiled by any regulatory body, its officials or associates which would embrace new administration measures such as dealing with the agency and commission situation?
- (10) Has this report been officially or unofficially or in any manner whatsoever conveyed to British senior executives or their Committee dealing with Canadian affairs?
- (11) Has this report been conveyed to Mr. Paul Haid or to the American Committee directly or indirectly?
- (12) Was there a condition prevailing throughout Western Canada that prompted recently a Committee to investigate the situation, and did their report in any way refer to abuses in Eastern Canada?
- (13) Have there been any changes or general broad revisions with respect to rates by classes that would reflect a tendency of keeping abreast of underwriting experience or improved conditions in general construction and protection within the business in Ontario?  
 For example: (a) Has the basic rate in the City of Toronto been changed within the past ten years, or when was the last change made in the basic rate?  
                   (b) Has there been any change in dwelling rates in any of the cities or unprotected centres of Ontario in a general way?  
                   (c) I realize that there is a constant change in the publication of rates on individual risks and schedules, but my comments and interest are more directed toward basic changes that would affect all risks within a class.
- (14) What is the maximum commission on mercantile risks paid in the City of Toronto, irrespective of the location of the risk, by you gentlemen?
- (15) What is the maximum commission on dwelling business, including profit commission, paid in the City of Toronto by you gentlemen?
- (16) Is it correct that, aside from the maximum general commission paid, allowances are given in many instances for postage, telephone, free stenographic service and, in some instances, free office rent, which of course would all be in excess of the commission paid?
- (17) Is it correct that, for example, where you pay 20% or 25% to an agent on a given risk in Hamilton or London, Ontario, if the same risk comes to your companies in a schedule or individually written through a Toronto agent, that you would pay 30% to the Toronto agent or, in other words, there is no protection afforded the outside local agent?

APPENDIX X—*Continued*

- (18) What is the approximate operating disbursement of the Canadian Underwriters' Association annually?
- (19) Are you gentlemen in favour of my Department giving the force of law or some form of effective administration toward your voluntary rulings?
- (20) Would you support my making effective your rulings once acceptable to me, subject to severe penalties?
- (21) Do you believe that you are capable of enforcing effectively your commission rules in this territory?
- (22) Do you believe it would be in the interests of the public to have so-called non-tariff companies affiliated with the Canadian Underwriters' Association in the sense of pooling their experience and bringing about a form of rating procedure that would establish what might be termed a more equitable rating standard?
- (23) Do you gentlemen from United States consider that the New York State general procedure would be of assistance and benefit in this territory, and if not, why not?
- (24) Are you gentlemen showing any underwriting profit in your general casualty business in this territory? If not, why not?
- (25) Is it not correct that your agency limitation rule has been responsible for bringing in or the continuing of a large number of affiliated companies or so-called "pups"?
- (26) Do you indulge in what might be termed "flat rating"—meaning by that naming a rate without applying any definite rating schedule or formula?
- (27) Do you consider that the basic rate in the City of Toronto could be substantially reduced, giving due regard to sound underwriting practices?

*Appendix II.*

MEMORANDUM FOR REPRESENTATIVE FIRE AND CASUALTY INSURANCE  
 EXECUTIVES INVITED TO MEET THE SUPERINTENDENT OF INSURANCE  
 FOR ONTARIO IN HIS OFFICE ON THE 28TH DAY OF JANUARY, 1937.

It is now upwards of one year since I assumed the office of Superintendent of Insurance for Ontario. During that period complaints touching conditions existing in the fire and casualty business have come increasingly to my attention. Financial and insurance journals, ordinarily recognized as mouthpieces of the opinions of the insurance fraternity, have been deploring conditions in the business in their editorial columns and otherwise, ever since I assumed office. Conversations I have had with senior executives and agents of many companies only serve to confirm the existence of these conditions.

The Superintendent of Insurance has the responsibility under Section 4 of *The Insurance Act* to "examine and report to the Minister from time to time upon all matters connected with insurance." Likewise he has the authority and responsibility under Section 277 of the Act "to enquire into any question which the insurer, insured or rating bureau may bring before him with regard to the insurance rates fixed by underwriting bureaux or charged by an insurer, and also with regard to any other question arising out of the relationship or proposed relationship of the parties with reference to the insurance in question." With respect to the latter provision, the Act continues, "the Superintendent shall not make any order pursuant to an enquiry under this section, but the result of such enquiry shall be reported in his Annual Report." I have in mind reporting conditions in the fire and casualty insurance business to the Minister in the manner I am directed so to do by Section 4 of the Act, but before so doing I contemplate an enquiry under Section 277, the results of which will no doubt be reported in my Annual Report.

It is not my intention to undertake an enquiry into these matters of the character undertaken by the Hon. Mr. Justice Masten pursuant to the Commission issued to him by the Government of Ontario on the 2nd day of August, 1916, or by the late Hon. Mr. Justice Hodgins pursuant to the Commission issued to him on the 8th day of February, 1929. It is sufficient for my purposes at this time to direct your attention to the fact that I have before me the reports of these Honourable Commissioners, and that it appears to me, from the information which has come

APPENDIX X—*Concluded*

to the Department, that conditions in the fire and casualty insurance business of which these Commissioners complain have grown worse during the years which have intervened since they submitted their report.

The conditions to which I refer relate specifically to the methods, rules, regulations and practices of insurers and their organizations with regard to the making, promulgating and forcing or controlling of rates, commissions, forms, clauses, contracts and the placing of insurance. They relate to the cost of fire and casualty insurance to the public as represented by the premium rates fixed, made or charged by insurance companies transacting these classes of insurance in the Province.

Before undertaking the enquiry which I have in mind, under the Act, and before submitting any report to the Attorney-General, I have concluded to tell a representative group of executives, such as is assembled here today, just what I have in mind, with the thought that ample opportunity should be afforded them to meet and plan what action can be taken, without the intervention of the Department, to cure the conditions concerning which there is such widespread dissatisfaction. While I appreciate that there has been ample opportunity during the twenty years which have intervened since the appointment of the Masten Commission for the men in the business to solve the problems then existing and which have not yet been solved, nevertheless the men responsible for the policy of the several companies and groups of companies have changed during the intervening years, and it seems only fair and reasonable to me that they should be given a special opportunity to consider and report to me what can be done today. I am satisfied that, if I can couple my report on conditions to the Minister with a report showing that prompt and effective action is being taken by the business to regulate or to cure these conditions, he will be only too content to permit these plans to be worked out with such supervision and co-operation as the Department may be required to give and privileged to offer. On the other hand, I suspect that, if my report cannot be coupled with such a prospect, the Government will feel bound to consider carefully if the public interest does not demand further intervention by this Department in the business. In formulating these plans I should like to extend the co-operation of the Department and to assure you that if any means occur to you by which you think this Department can assist to stabilize the business and improve the conditions in question, any suggestions will be sympathetically received.

HARTLEY D. MCNAIRN.

Toronto,  
January 28th, 1937.

## APPENDIX XI

### UNDERWRITERS' AGENCIES

The following insurers have been licensed to issue policies through the underwriters' agencies noted after their respective names for the term ending June 30th, 1937:

Company	Agency
Norwich Union Fire Insurance Society, Limited	British and Canadian Underwriters' Agency.
Lumbermen's Mutual Casualty Company	} Canadian Motor Underwriters' Agency.
Central Manufacturers' Mutual Fire Insurance Company	
Westchester Fire Insurance Company	Delaware Underwriters' Agency.
Scottish Union and National Insurance Company	Edinburgh Underwriters' Agency.
Home Insurance Company	Home Underwriters' Agency.
London Assurance	London Underwriters' Agency.
Insurance Company of North America	Montreal Underwriters' Agency.
Home Insurance Company	Nova Scotia Underwriters' Agency.
Pearl Assurance Company, Limited	Pearl Underwriters' Agency.
Phoenix Insurance Company	Protector Underwriters' Agency.
Great American Insurance Company	Rochester Underwriters' Agency.
Western Assurance Company	St. Lawrence Underwriters' Agency.
Home Insurance Company	Winnipeg Fire Underwriters' Agency.

## APPENDIX XII

### INSURANCE BROKERS

List of special insurance brokers licensed to transact business with unlicensed insurers for license term ending June 30th, 1937:

Muntz & Beatty, Limited, Toronto.

## APPENDIX XIII

### GUARANTEE COMPANIES

List of licensed insurers whose bonds have, by Order-in-Council of the Lieutenant-Governor of Ontario, been authorized for acceptance in lieu of personal or private suretyship prescribed or required by *The Guarantee Companies Securities Act*, R.S.O. 1927, Chap. 230, or *The Judicature Act*, R.S.O. 1927, Chap. 88, or of *The Public Officers' Act*, R.S.O. 1927, Chap. 17, or any other Act of the Province of Ontario, wherein or whereby His Honour-in-Council is empowered to authorize the giving or acceptance of securities or of the personal bonds of sureties:

<p>Alliance Assurance Company.            American Surety Company of New York.            British America Assurance Company.            British Canadian Insurance Company.            British Empire Assurance Company.            Canada Accident and Fire Assurance Company.            Canada Security Assurance Company.            Canadian Fire Insurance Company.            Canadian General Insurance Company.            Canadian Indemnity Company.            Canadian Surety Company.            Casualty Company of Canada.            Century Insurance Company, Limited.            Consolidated Fire and Casualty Insurance Company.            Dominion of Canada General Insurance Company.            Employers' Liability Assurance Corporation, Limited.            Fidelity and Casualty Company of New York.            Fidelity Insurance Company of Canada.            General Accident Assurance Company of Canada.            General Casualty Company of Paris.            Globe Indemnity Company of Canada.            Guarantee Company of North America.            The Guardian Insurance Company of Canada, Montreal, Quebec.            Hartford Accident and Indemnity Company.            Imperial Guarantee and Accident Insurance Company of Canada.            Imperial Insurance Office.            Liverpool and London and Globe Insurance Company, Limited.            London Guarantee and Accident Company, Limited.</p>	<p>London and Lancashire Guarantee and Accident Company of Canada.            London and Provincial Marine and General Insurance Company, Limited.            Maryland Casualty Company.            Metropolitan Casualty Insurance Company of New York.            National Surety Corporation.            North British and Mercantile Insurance Company.            Northern Assurance Company, Limited.            Norwich Union Fire Insurance Society, Limited.            Ocean Accident and Guarantee Corporation, Limited.            Pearl Assurance Company, Limited.            Phoenix Assurance Company, Limited.            Pilot Insurance Company.            Provident Assurance Company.            Prudential Assurance Company, Limited.            Railway Passengers' Assurance Company of London, England.            Royal Exchange Assurance Company.            Royal Insurance Company.            Scottish Metropolitan Assurance Company, Limited.            Sun Insurance Office, Limited.            Toronto General Insurance Company.            Union Insurance Society of Canton, Limited.            Union Marine and General Insurance Company, Limited.            United States Fidelity and Guaranty Company.            Western Assurance Company.            World Marine and General Insurance Company, Limited.            Yorkshire Insurance Company.</p>
--	---











349618  
Ontario. Legislative Assembly  
Sessional papers.  
Vol. 69, pt. 2 (1937)

Gov. Doc.  
Ont  
L

NAME OF BORROWER.

**University of Toronto  
Library**

**DO NOT  
REMOVE  
THE  
CARD  
FROM  
THIS  
POCKET**

Acme Library Card Pocket  
LOWE-MARTIN CO. LIMITED

