

INTEGRATING WIKIDATA WITH DATA SLEUTHING TECHNIQUES FOR ENHANCED KNOWLEDGE DISCOVERY OF HIDDEN FIGURES

WIKIDATA TOOLS AND RESOURCES

AUTHORS

Siobhan Leachman, Independent Researcher, [0000-0002-5398-7721](tel:0000-0002-5398-7721)

Makenzie Mabry, Florida Museum of Natural History, [0000-0002-6139-9559](tel:0000-0002-6139-9559)

[CC BY 4.0](#)

WIKIDATA TOOLS

Wikidata has several tools that make adding the same reference to multiple statements significantly easier than it would be to do so manually. The most useful tool is called *DuplicateReferences*, and you can add it to your user account by following these instructions:

1. Near your username on the upper right side of any Wikidata page, select *Preferences* (see Figure 1).

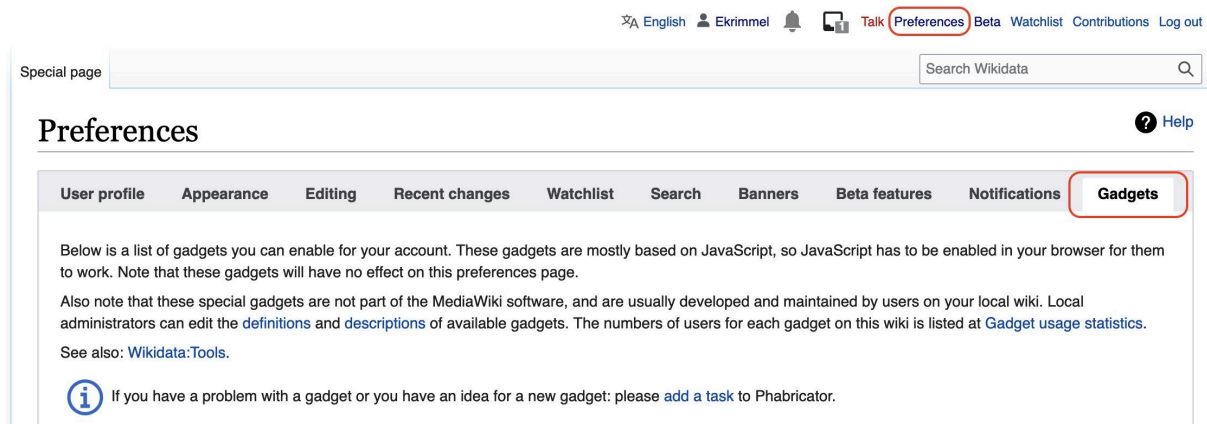


Figure 1. Screenshot from Wikidata (<https://www.wikidata.org/wiki/Special:Preferences>, retrieved 2022-05-05) showing the navigation links for Preferences and Gadgets.

2. From the tabs on your *Preferences* page, select *Gadgets* (See Figure 1).
3. Scroll down through the list of gadgets and check the box next to *DuplicateReferences* (See Figure 2).

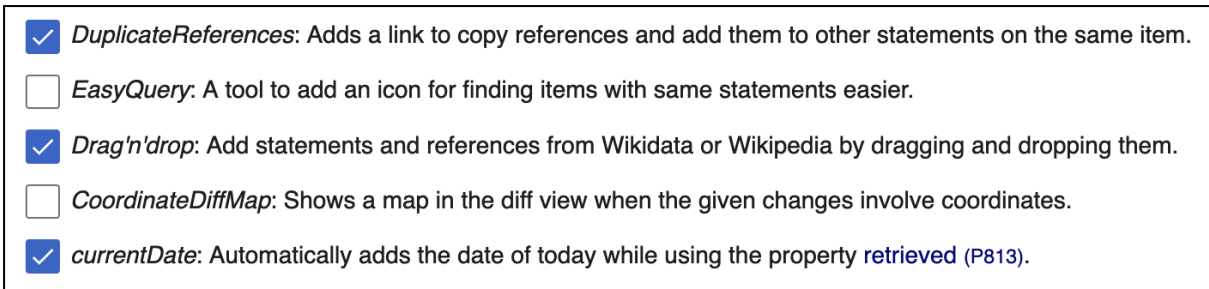


Figure 2. Screenshot from Wikidata (<https://www.wikidata.org/wiki/Special:Preferences>, retrieved 2022-05-05) showing the selection that needs to be made to allow you to copy references.

4. Check that this gadget has been successfully added to your account by returning to a Wikidata item that you would like to add references to.
5. To use the *DuplicateReferences* gadget, expand the *References* dropdown on any statement and look for a *copy* button on the right hand side (See Figure 3). Click *copy* and navigate to another statement for which you want to add the same reference. Expand the *References* dropdown on this statement editing box, and click on *insert reference* on the bottom right. You should see the reference statement appear, and it is published automatically.

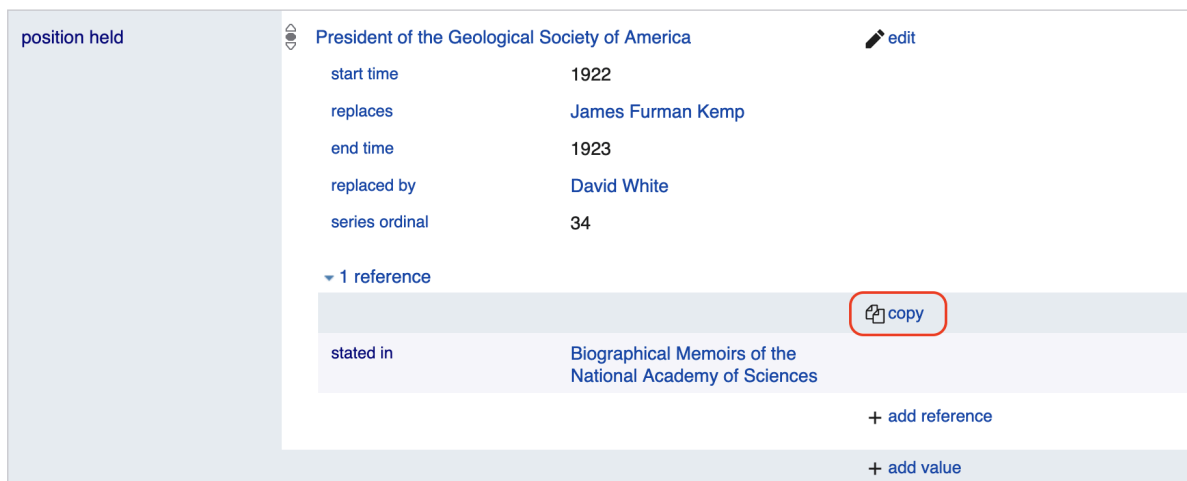


Figure 3. Screenshot from Wikidata (<https://www.wikidata.org/wiki/Q2623977>, retrieved 2022-05-05) showing the copy reference link that is now visible.

RESOURCES FOR USING WIKIDATA

Many excellent resources and tools exist for learning how to use Wikidata, and for using Wikidata more efficiently. Those included below provide a starting point.

1. [Wikidata video tutorials for information professionals](#) - This website provides several short video tutorials on how to contribute to Wikidata in multiple languages.
2. [Author Disambiguator](#) - This tool is a visual interface for editing Wikidata items representing the authors of works also recorded in Wikidata. In particular, it aims to assist users in converting author names from strings to items. The Author Disambiguator is integrated with Scholia (see below). This tool is available in English only.
3. [Cradle](#) - This tool allows users to create new Wikidata items from a form, saving the time typically required to remember and enter all of the relevant statement properties. For example, a user may wish to use Cradle as a template for a new Wikidata item representing a [scientific thesis](#). Cradle can be used in multiple languages.
4. [Library Carpentry Wikidata](#) - This lesson introduces information professionals to Wikidata. This tool is available in English only.
5. [Scholia](#) - Scholia is a service that creates visual scholarly profiles for topics, people, organisations, species, chemicals, etc. using bibliographic and other information in Wikidata. This tool is available in English only.
6. [Training aids and resources curated by Wikimedia Aotearoa New Zealand](#) - Scroll down to the "Training aids and resources" section for links to resources that are thoughtfully curated, and actively updated, by this community.
7. [YouTube videos - Wikimedian in Residence at the University of Edinburgh](#) - Good visual tutorials for basic Wikidata editing. Recommended videos include [How to add a new item to Wikidata](#) and [Adding manual edits to Wikidata: how to add statements with verifiable data and how to create items](#).

This document is based on the following CC0 licensed document:

Bauer J, Burkhalter R, Karim T, Krimmel E, Landis M, Leachman S, Little H, Lorente M, Mills SK, Neu-Yagle N, Norton B, Paul D, Shorthouse D, Utrup J, Van Veldhuizen J, and Walker L. 2022. [*Guidelines for Using Wikidata to Mobilize Information about People in Collections: A Paleontology Perspective*](#). <https://doi.org/10.5281/zenodo.6977243>