

www.getty.edu/research/conservation/Methods/index.html



RENAISSANCE ARCHITECTURE
AND ORNAMENT IN SPAIN
A SERIES OF EXAMPLES SELECTED
FROM THE PUREST WORKS
EXECUTED BETWEEN THE YEARS
1500-1560

MEASURED AND DRAWN

BY

ANDREW N. PRENTICE, ARCHT.

ASSOCIATE OF THE ROYAL INSTITUTE OF BRITISH ARCHITECTS.

ROYAL MEDALLIST 1888



NEW YORK
ARCHITECTURAL BOOK PUBLISHING CO.
PAUL WENZEL AND MAURICE KRACOW
THIRTYONE EAST TWELFTH STREET

12 parts

25



1875

1875

RENAISSANCE ARCHITECTURE
AND ORNAMENT IN SPAIN
A SERIES OF EXAMPLES SELECTED
FROM THE PUREST WORKS
EXECUTED BETWEEN THE YEARS
1500-1560

MEASURED AND DRAWN

BY


ANDREW N PRENTICE, ARCHT

ASSOCIATE OF THE ROYAL INSTITUTE OF BRITISH ARCHITECTS.

SOANE MEDALLIST 1888.





NEW YORK
ARCHITECTURAL BOOK PUBLISHING CO.
PAVL WENZEL AND MAVRICE KRAKOW
THIRTYONE EAST TWELFTH STREET




LIST OF THE PLATES.

SANTIAGO. THE CATHEDRAL. FAÇADE OF LIBRARY.	I.
SANTIAGO. HOSPITAL DE LOS REYES CATOLICOS.	II.
SANTIAGO. HOSPITAL DE LOS REYES CATOLICOS. DETAIL OF THE PATIO.	III.
LEON. THE CONVENTO SAN MARCOS. FAÇADE AND PLAN.	IV.
LEON. THE CONVENTO SAN MARCOS. DETAIL OF FAÇADE.	V.
LEON. THE CONVENTO SAN MARCOS. ELEVATION AND DETAIL OF THE GREAT CLOISTER.	VI.
PALENCIA. THE CATHEDRAL. CHOIR SCREEN.	VII.
BURGOS. THE CATHEDRAL. PART ELEVATION OF THE STAIRCASE IN THE NORTH TRANSEPT.	VIII.
BURGOS. THE CATHEDRAL. DETAILS AND MOULDINGS OF THE STAIRCASE IN THE NORTH TRANSEPT.	IX.
BURGOS. THE CASA ANGULO. PORTAL.	X.
BURGOS. THE CASA DE MIRANDA. ELEVATION, PLAN, AND DETAILS OF THE PATIO.	XI.
BURGOS. HOUSE IN A BACK STREET.	XII.
PENÑARANDA DE DUERO. THE PALACE OF THE DUKE OF ALBA. DETAILS IN WOOD.	XIII. and XIV.
SALAMANCA. THE PALACIO DE MONTEREY.	XV.
SALAMANCA. THE CASA DE LAS MUERTES.	XVI.
SALAMANCA. HOUSE NEAR THE CHURCH SAN BENITO. FAÇADE AND DETAIL OF DOORWAY.	XVII.
AVILA. THE CATHEDRAL. WROUGHT IRON PULPIT.	XVIII.
AVILA. THE CASA POLENTINOS, ELEVATION OF ONE SIDE OF THE PATIO.	XIX.
AVILA. THE CASA POLENTINOS, PORTAL TO COURTYARD.	XX.
AVILA. EXAMPLES OF DOORWAYS.	XXI.
TOLEDO. THE CATHEDRAL. IRON SCREEN TO THE CHAPEL OF THE HOLY GHOST.	XXII.
TOLEDO. THE ALCAZAR. CENTRAL PORTION OF FAÇADE.	XXIII.
TOLEDO. THE CATHEDRAL. IRON SCREEN TO THE BAPTISMAL CHAPEL.	XXIV.
TOLEDO. THE CATHEDRAL. WROUGHT IRON AND BRONZE SCREEN TO CHOIR.	XXV.
SEVILLE. TOMBS IN THE UNIVERSITY CHAPEL.	XXVI. and XXVII.
SEVILLE. THE CATHEDRAL. SIDE REJA TO THE HIGH ALTAR.	XXVIII.
ALCALÁ DE HENARES. THE PALACIO ARZOBISPAL. PATIO.	XXIX.
ALCALÁ DE HENARES. DETAILS OF THE PALACIO ARZOBISPAL. CARVED WOOD CEILINGS.	XXX. and XXXI.
ALCALÁ DE HENARES. THE UNIVERSITY. DETAIL OF WINDOWS FROM THE FAÇADE.	XXXII.
CUENCA. THE CATHEDRAL. THE CAPILLA MAYOR. SCREEN.	XXXIII.
CUENCA. THE CATHEDRAL. SCREEN TO CHAPEL.	XXXIV.
CUENCA. THE CATHEDRAL. IRON SCREEN TO THE CAPILLA DE LOS CABALLEROS.	XXXV.
CUENCA. THE CATHEDRAL. SCREEN OR GATE TO SIDE CHAPEL.	XXXVI.
CUENCA AND ZARAGOZA. THE CATHEDRAL. DETAILS OF IRONWORK.	XXXVII.
LUPIANA. THE MONASTERY; PART OF ELEVATION AND DETAILS OF CLOISTER.	XXXVIII.
GUADALAJARA. PALACE BUILT BY THE MENDOZA FAMILY. DOORWAY.	XXXIX.

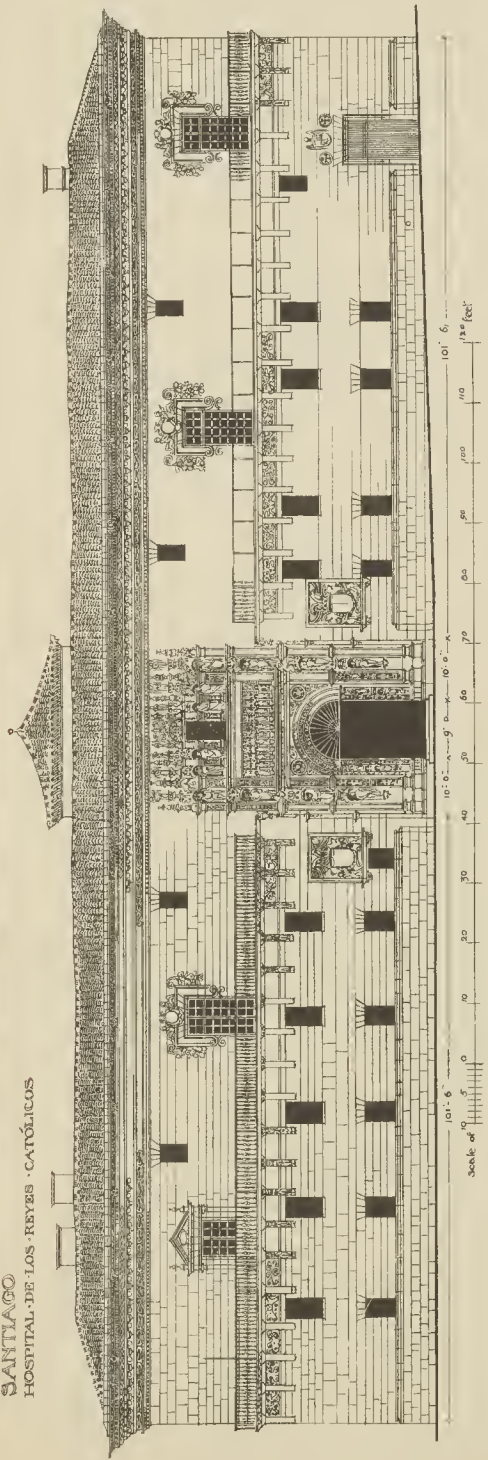




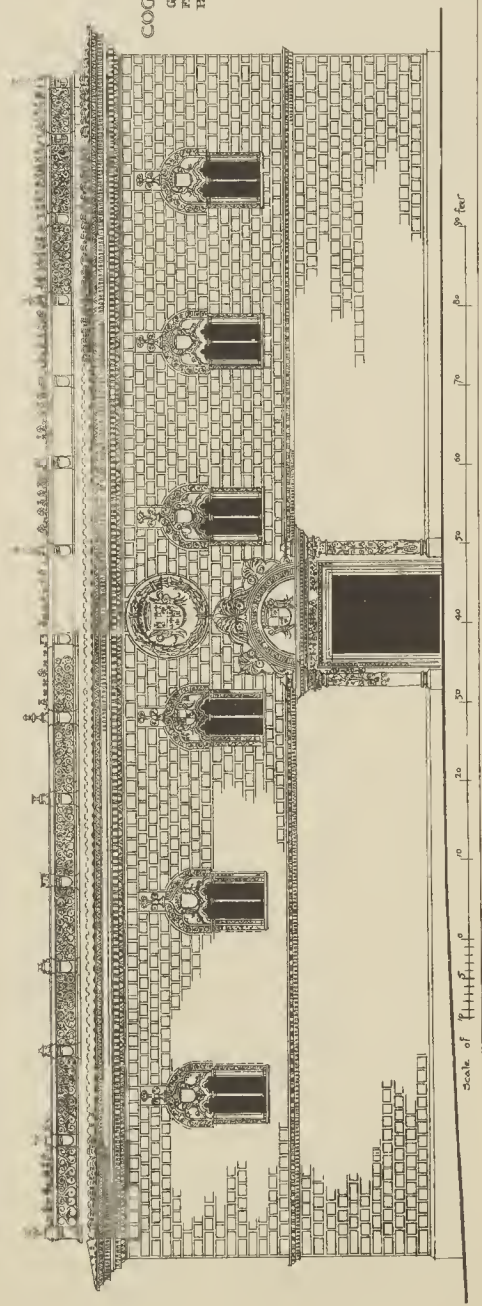
SANTIAGO.
CATHEDRAL.
Elevation of
Library to the
Plaza de la
Platería.





SANTIAGO.
HOSPITAL DE LOS REYES - CATÓLICOS



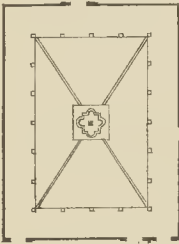
COCOLLUDO
GUADALAJARA
PALACE OF THE
PLACE



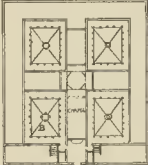




PLAN OF PATIO
SEE 'B' SKETCH PLAN



SCALE OF 1" = 4' FEET



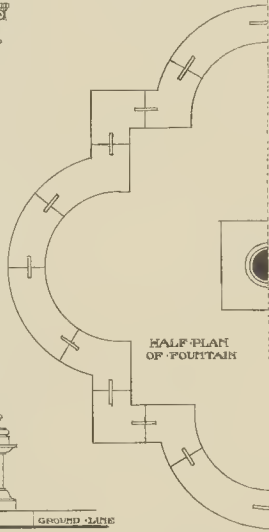

SKETCH PLAN

SECTION
A-A



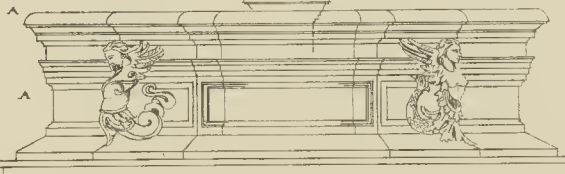
NOTE
THE ENTIRE HOSPITAL
IS BUILT OF GRANITE
STONE INCLUDING THE
PATIOS AND FOUNTAINS
WHICH ARE ALL OF
DIFFERENT DESIGN

SCALE FOR PATIO



HALF PLAN
OF FOUNTAIN


GROUND LINE

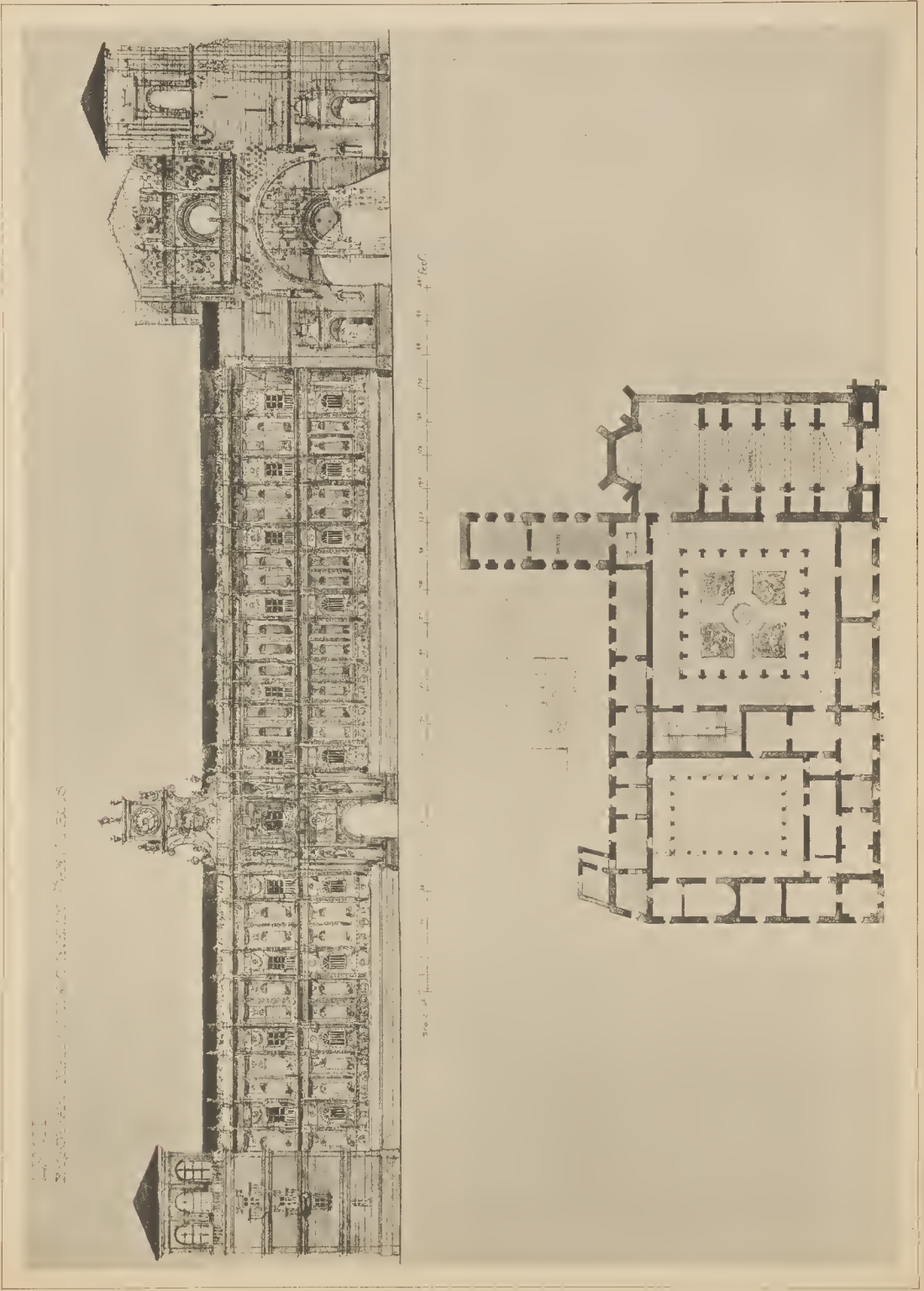


SCALE OF 1" = 4' FEET
SCALE FOR FOUNTAIN

SANTIAGO


HOSPITAL DE
LOS REYES
CATÓLICOS
DETAIL OF PATIO
TO RIGHT OF
ENTRANCE
WITH FOUNTAIN







Architectural drawing of a long building with a central section and two towers, oriented vertically on the page.


Scale of 1/4" = 100'



LEON
THE CONVENT OF
SAN MARCOS
DETAIL OF FAÇADE







SECTION A

SECTION B

SECTION C

SECTION D

SECTION E

SECTION F

SECTION G

SECTION OF PLAQUE


ENLARGED DETAIL AT H-H

LEON

THE CONVENT OF SAN MARCOS
ELEVATION AND
DETAIL OF GREAT
CLOISTER

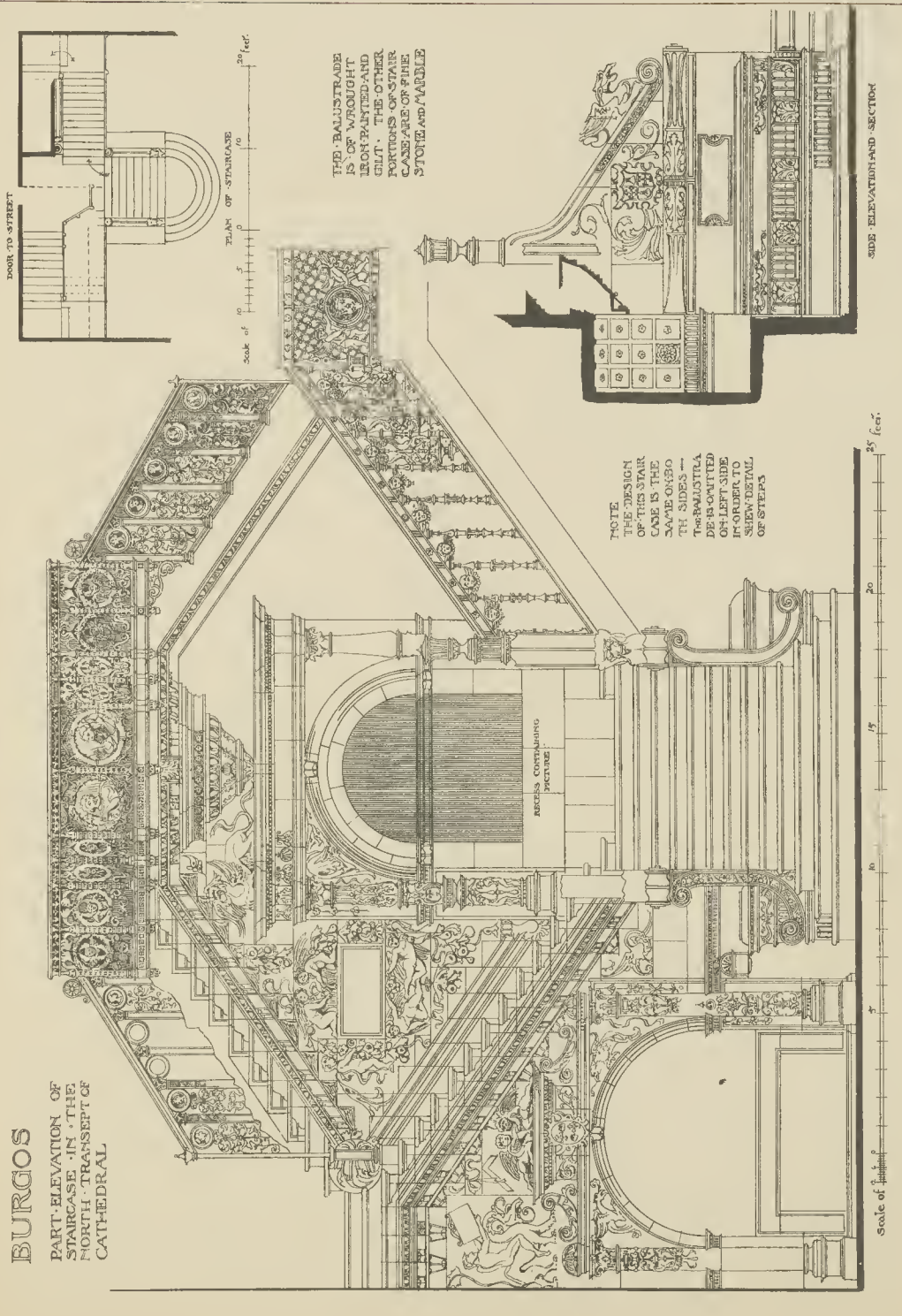
scale of 20 feet

PLAN



BURGOS

PART-ELEVATION OF
STAIRCASE IN THE
NORTH-TRAPSEPT OF
CATHEDRAL



THE BALUSTRADE
IS OF WROUGHT
IRON-PAINTED AND
GILT. THE OTHER
PORTIONS OF STAIR
CASE ARE OF FINE
STONE AND MARBLE

NOTE
THE DESIGN
OF THIS STAIR
CASE IS THE
SAME ON THE
TH SIDES --
THE BALUSTRA
DE IS OBTAINED
ON LEFT SIDE
ON RIGHT TO
SUBJECT TO
OF STEPS

RECESS CONTAINING
PICTURE

Scale of $\frac{1}{16}$ in. = 1 ft. 25 feet

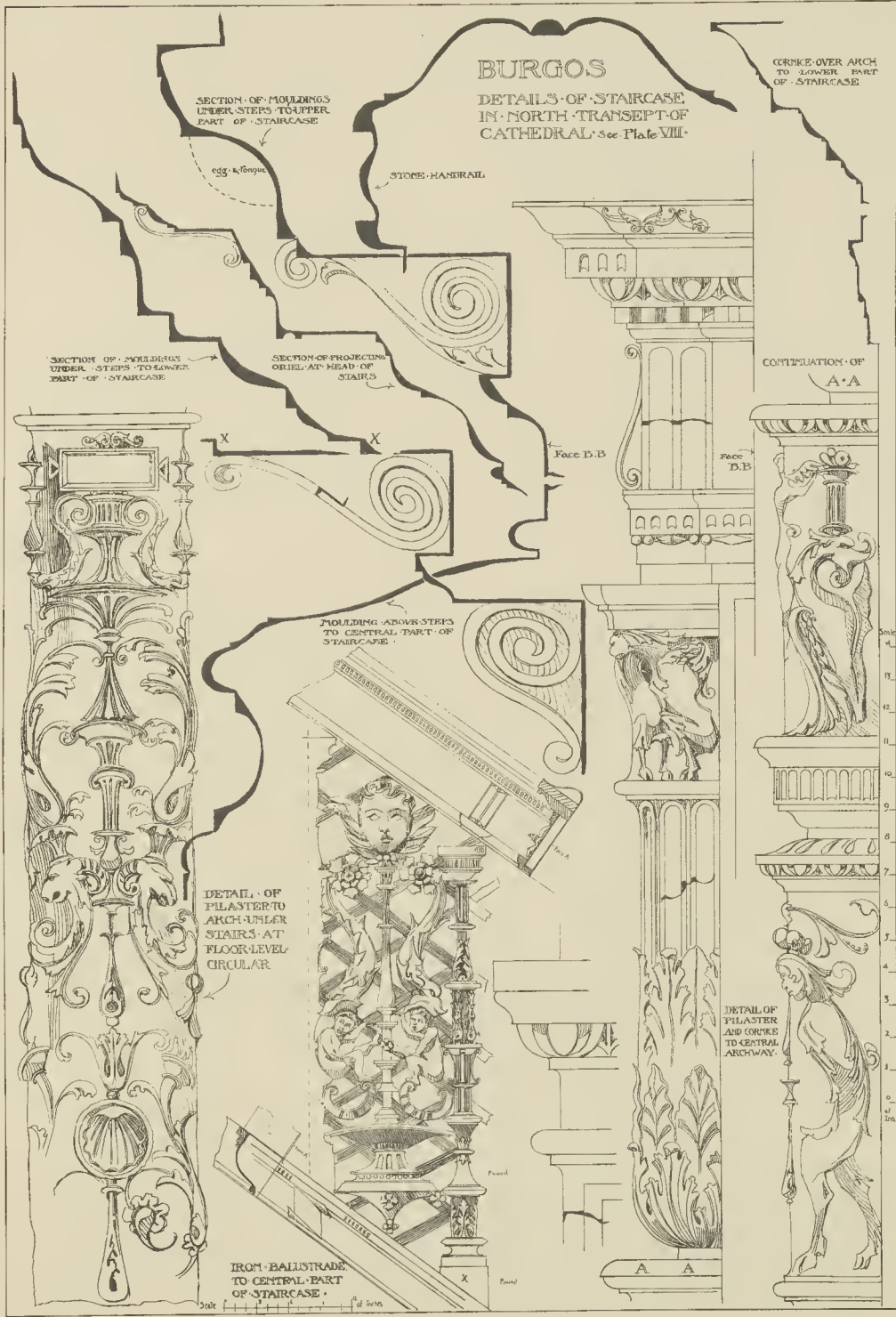
SIDE ELEVATION AND SECTION


DOOR TO STREET

PLAN OF STAIRCASE
Scale of $\frac{1}{16}$ in. = 20 feet

BURGOS


DETAILS OF STAIRCASE IN NORTH TRANSEPT OF CATHEDRAL. see Plate VIII.





BURGOS
PORTAL TO THE
CASA DE ANGULO






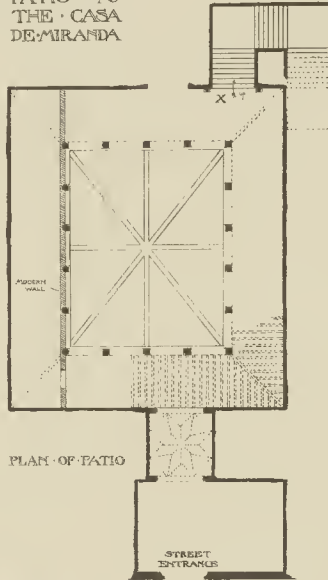
SCALE OF 0 10 20 30 FEET

BURGOS


ELEVATION
PLAN AND
DETAILS OF
PATIO TO
THE CASA
DE MIRANDA




ELEVATION OF PATIO



PLAN OF PATIO




SKETCH OF BRACKET CAPITAL
GROUND ARCADE



PORTAL TO STAIRCASE
SEE PLAN AT X



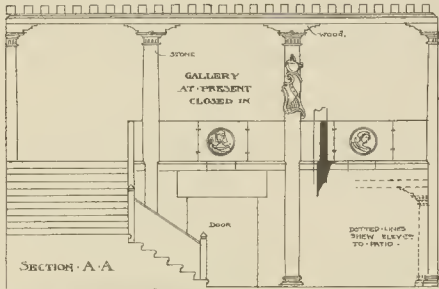



BURGOS

HOUSE-IN-BACK, STREET-FACING
THE NORTH TRANSEPT DOOR OF
CATHEDRAL.
DETAILS OF ENTRANCE AND STAIRCASE

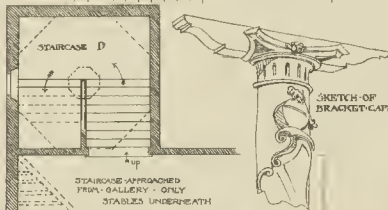


WINDOW AT B
SEE PLAN



SECTION A-A

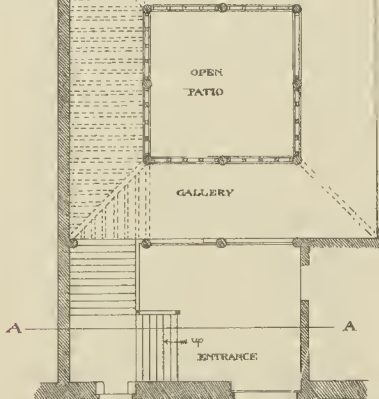
Scale of 0 10 20 30 feet



STAIRCASE APPROACHED FROM GALLERY - ONLY STABLES UNDERNEATH



SKETCH OF BRACKET-CAPITAL



OPEN PATIO

GALLERY

ENTRANCE

Scale of 0 10 20 30 feet



ENTRANCE AT C

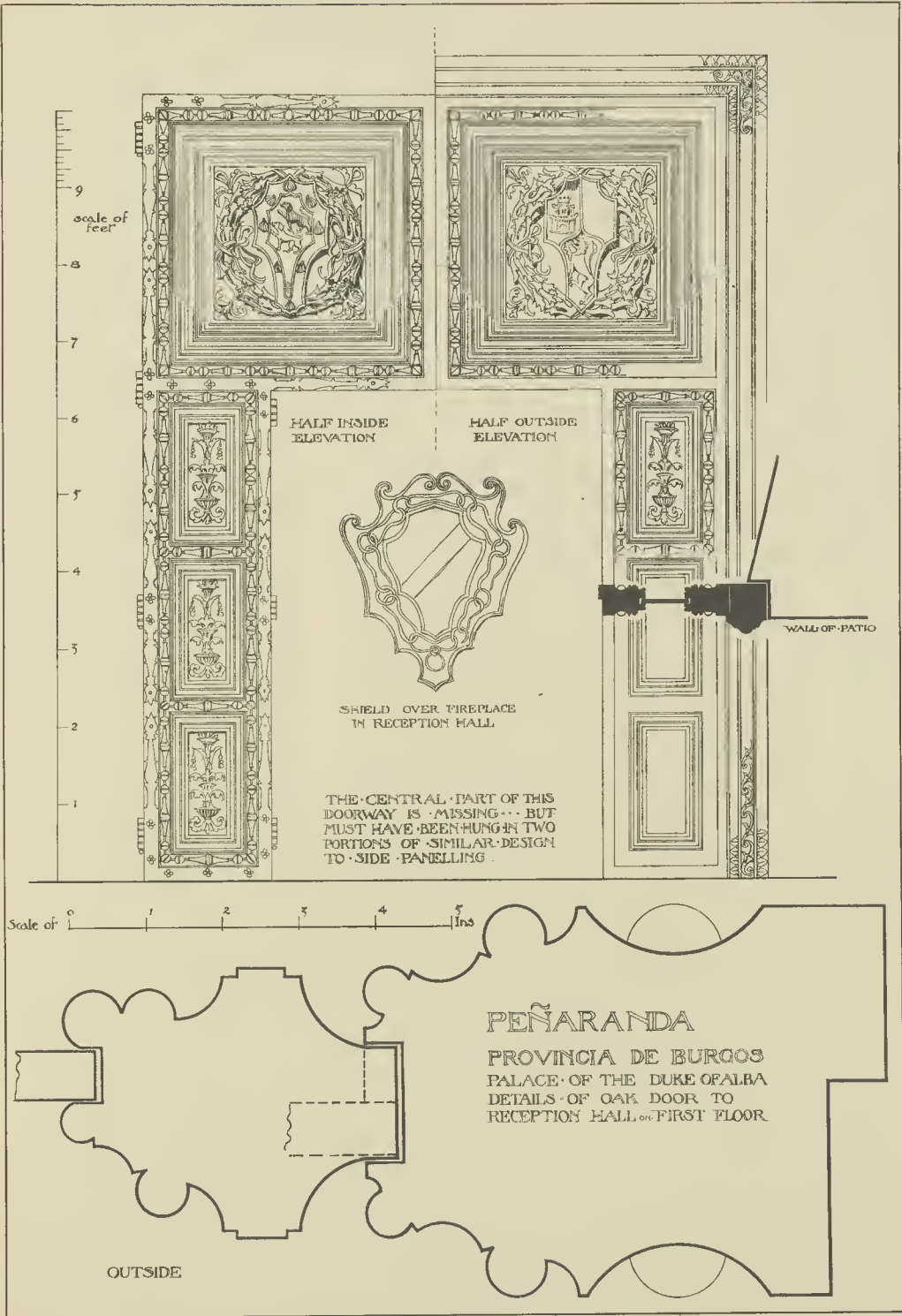
Scale of 0 1 2 3 4 5 6 7 8 9 feet



NOTE THE CEILING AND SPANDRILS ARE DARKWOOD

SKETCH OF STAIRCASE AT D






scale of feet

HALF INSIDE ELEVATION

HALF OUTSIDE ELEVATION



SHIELD OVER FIREPLACE IN RECEPTION HALL


THE CENTRAL PART OF THIS DOORWAY IS MISSING... BUT MUST HAVE BEEN HUNG IN TWO PORTIONS OF SIMILAR DESIGN TO SIDE-PANELLING

WALL OF PATIO


Scale of 0 1 2 3 4 5 Ins

PEÑARANDA
PROVINCIA DE BURGOS
PALACE OF THE DUKE OF ALBA
DETAILS OF OAK DOOR TO
RECEPTION HALL on FIRST FLOOR

OUTSIDE




STONE PILASTER
AND FACE OF OUTSIDE WALL



DETAIL OF
OUTSIDE PANEL.




ENLARGEMENT OF
OUTSIDE PANEL



HALF INSIDE

SCALE FOR ELEVATION



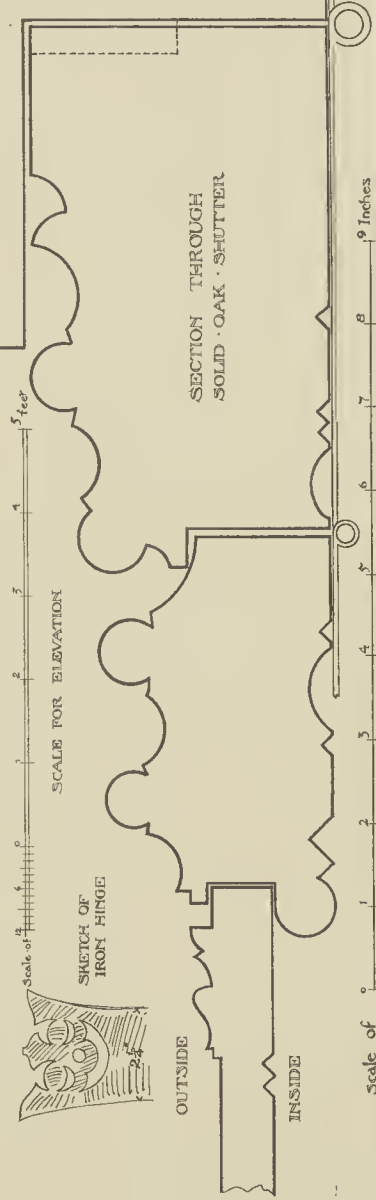
HALF OUTSIDE



SKETCH OF
IRON HINGE

PEÑARANDA

PROVINCIA DE
BURGOS
PALACE OF THE
DUKE OF ALBA
DETAIL OF OAK
SHUTTER TO
WINDOWS OF
RECEPTION . . .
ROOMS ON THE
FIRST FLOOR




SECTION THROUGH
SOLID OAK SHUTTER

9 Inches


SCALE FOR MOLDINGS

scale of


9




SALAMANCA
PALACE OF MONTEREY



SKETCH OF WINDOW
ON SIDE-FACADE.







scale of 10 5 0 10 20 30 feet

SKETCH OF CORNICE





SECTION A



SECTION B


SKETCH OF PILASTER AT SIDE OF DOOR



ELEVATION OF FAÇADE



SECTION C



ENLARGED SKETCH OF SCULPTURED PANEL OVER DOOR



SKETCH OF BUST OF ARCHBISHOP FONSECA OVER DOOR



DECORATED HEAD TO FIRST-FLOOR WINDOW



MOULDINGS TO CIRCULAR PANELS




SKETCH OF CIRCULAR PANEL OVER DOOR

SKETCH OF PLASTER TO SECOND FLOOR WINDOWS




SALAMANCA


THE CASADE LAS MUERTES BUILT BY DON ALFONSO DE FONSECA IN THE BEGINNING OF XVI CENTURY




SALAMANCA

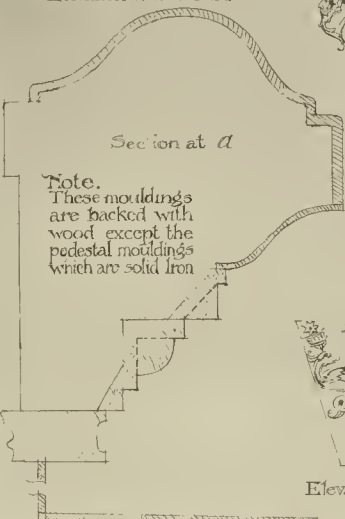
FACADE AND
DETAIL OF
DOORWAY OF
HOUSE NEAR
THE CHURCH
SAN BENITO



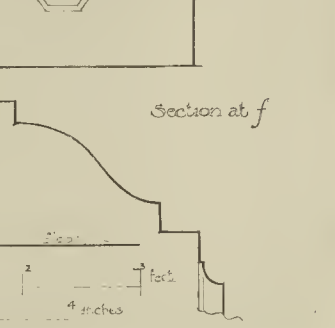

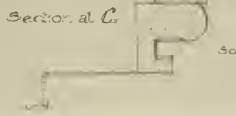
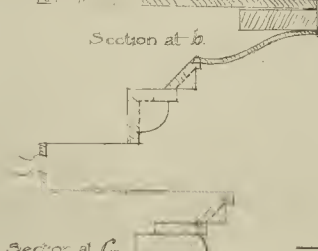
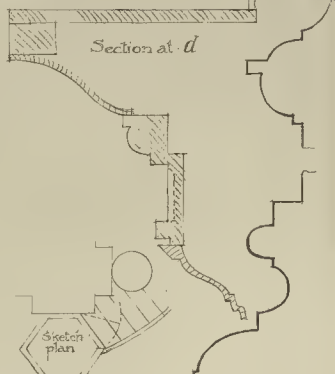




AVILA
 Iron Pulpit in
 Cathedral at
 side of Choir
 entirely gilt.

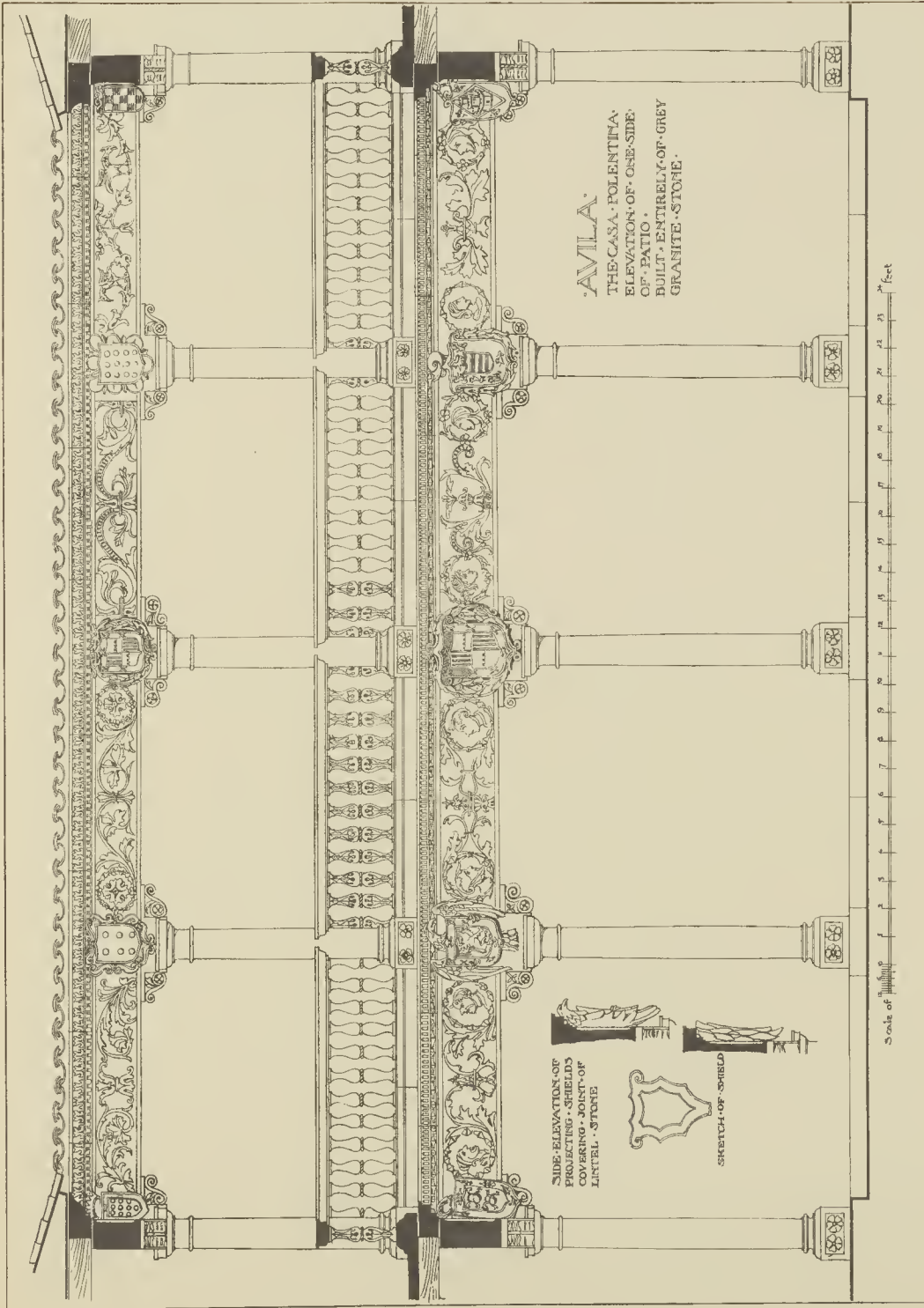


Note.
 These mouldings
 are backed with
 wood except the
 pedestal mouldings
 which are solid iron



Scale of 0 1 2 feet
 Scale of 0 1 2 feet
 Scale for Elev. 3 4 inches
 Scale for Details





AVILA.
 THE CASA POLENTINA.
 ELEVATION OF ONE SIDE
 OF PATIO.
 BUILT ENTIRELY OF GREY
 GRANITE STONE.


SIDE ELEVATION OF
 PROJECTING SHIELDS
 COVERING JOINTS OF
 ARTS OF STONE



SKETCH OF SHIELD





Scale of feet





Scale of 0 1 2 3 4 5 6 7 8 9 10 11 12 13 14 15 16 17 18 19 20 21 feet.

AVILA CASA POLENTINA
PORTAL TO COURTYARD











TOLEDO CATHEDRAL.

Iron-Screen to Chapel
of Holy Ghost





TOLEDO

CENTRAL PORTION OF FAÇADE OF THE ALCAZAR

Scale of $\frac{1}{16}$ | 5 | 10 | 20 | 30 | 40 feet




Note
The Façade is built of a Granite Stone,
and has four Windows on either
side of Doorway.

Plan at A B




TOLEDO CATHEDRAL


Iron-Screen to the
Capilla-Bautismal



Scale of 1/2 inch = 1 foot



TOLEDO
CATHEDRAL
BROUGHT-IRON AND BRONZE
SCREEN TO CHOR.
HALF-ELEVATION WITH DETAILS







SEVILLE


WHITE MARBLE TOMB
IN UNIVERSITY CHAPEL






SEVILLE
TOMB IN UNIVERSITY
CHAPEL









SEVILLE CATHEDRAL
SIDE REJA TO ALTAR-MAYOR (IRON GILT)
Scale of 1/4 inch = 1 foot




10 15 feet








ALCALÁ DE HENARES.
CARVED WOOD CEILINGS TO ROOMS ON
PRINCIPAL FLOOR IN THE PALACIO ARZOBISPAL





DETAIL OF CEILING AND FRIEZE TO ROOM A


DETAIL OF CEILING AND FRIEZE TO ROOM B



PLAN OF CEILING TO ROOM A



PLAN OF CEILING TO ROOM B



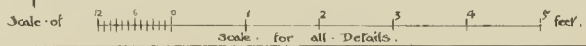
PLAN OF CEILING TO ROOM C




SCALE FOR PLAN OF ROOMS





DETAIL OF CEILING AND FRIEZE TO ROOM C




Scale of 1/2 inch = 1 foot. Scale for all Details.










ALCALA DE HENARES
Detail of windows
from the facade
of the University

Stone Sill

Section .


Scale of  feet

Ground line




CUENCA.
Scren. to Capella Mayor.
in Cathedral

45 0




Three Yellow Marble Slabs

scale of feet 0 1 2 3 4 5 6 7 8 9 10 11 12



CUENCA CATHEDRAL


WROUGHT-IRON REJA OR SCREEN
SITUATED AT THE BACK OF THE
HIGH-ALTAR.
THIS JESSE-SCREEN RETAINS MUCH OF
THE ORIGINAL COLOURING



Scale of 0 1 2 3 4 5 6 7 8 Feet


Scale of 0 1 2 3 4 5 6 7 8 Inches

SCALE FOR DETAILS.




CUENCA CATHEDRAL.

Iron Screen to Capilla de los Caballeros.



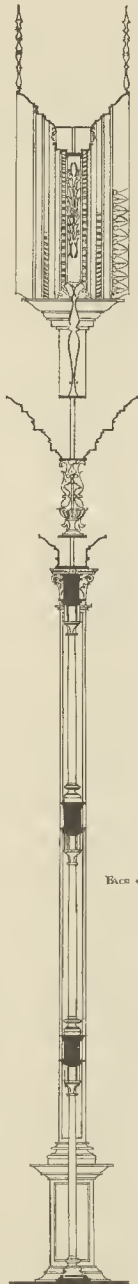
Scale of 1/16th of a foot. 1 2 3 4 5 6 7 8 9 10 11 12 13 14 feet.




CUENCA CATHEDRAL

IRON SCREEN OR GATE TO SIDE CHAPEL

ENLARGED DETAIL
OF A-A




FACE OF STONE
WORK





FACE OF STONE
WORK

floor line






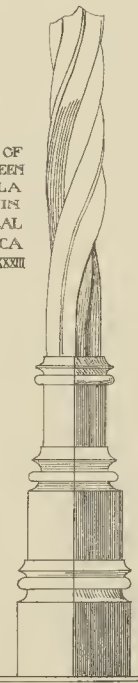
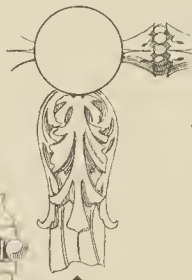
CUENCA AND ZARAGOZA
DETAILS OF IRON
AND BRASS WORK



WROUGHT IRON LAMP BRACKETS FROM PALMA



DETAILS OF IRON SCREEN TO CAPILLA MAYOR IN CATHEDRAL OF CUENCA SEE PLATE XXXIII






DETAILS OF BRASS TURNED WORK FROM SCREENS IN CATHEDRAL OF ZARAGOZA



Scale of 1 2 3 4 5 6 7 8 9 Inches

Scale of Feet. For Brass Work






scale of 1/4" = 1' 0"


GUADALAJARA

DOORWAY OF
SMALL PALACE
BUILT BY THE
MENDOZA FAMILY
NOW THE MUSEUM

PLAN AT A SHOWING
SPLAY OF ARCHITRAVE



Scale of 1 2 3 4 5 6 7 8 9 10 11 12 13 14 15 16 feet





GUADALAJARA

THE MUSEUM
FORMERLY PALACE
BUILT BY THE
MENDOZA FAMILY
DETAILS OF PATIO
AND ARTESONADO
ROOF OF STAIRCASE




NOTE -
THE PILLARS, CAPITALS
AND BALUSTRADE ARE
OF STONE -
THE LINTELS, BRACKETS
AND EAVES ARE WOOD



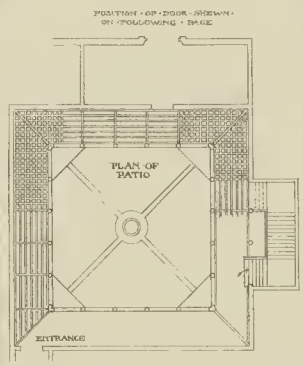
PLAN AND SECTION OF WOOD
CEILING TO STAIRCASE

Section - A - A

SECTION - B - B



SKETCH OF
BRACKET CAPITAL




POSITION OF DOOR SHOWN
ON FOLLOWING PAGE

PLAN OF PATIO


Scale of 0 1 2 3 4 5 6 7 8 9 10 11 12 13 feet

Scale of 0 1 2 3 4 5 6 7 8 9 10 11 12 13 feet

SICILIENZA CATHEDRAL
Examples of Two Doorways
in CLOISTERS.





Scale of Feet 1 2 3 4 5 6 7 8 9 10 11 12 13 14 15 feet




SIGÜENZA · CATHEDRAL:

MARBLE TOMB
OF SANTA LARA
DA · ERECTED · IN
1530 · BY · BISHOP
FADRIQUE · OF
PORTUGAL · · · ·
WITH · DETAIL · OF
IRON · SCREEN · AT
ENTRANCE · TO · CHANCEL





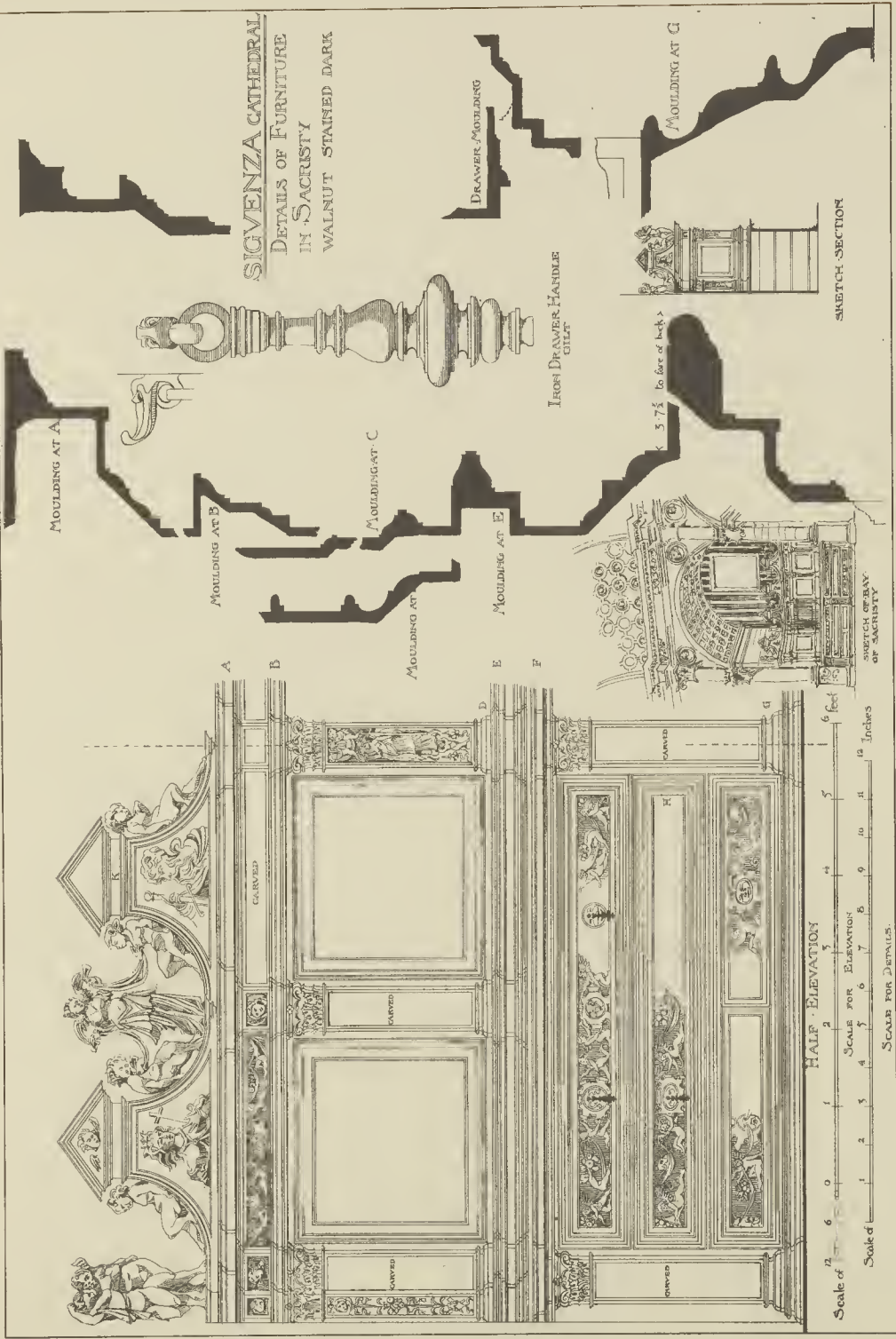
SIGÜENZA CATHEDRAL
Stone Door to Sacristy
in North Transept



Side Elev.

Scale of 0 1 2 3 4 5 6 7 feet.

SIGVENZA CATHEDRAL
 DETAILS OF FURNITURE
 IN SACRISTY
 WALNUT STAINED DARK



Scale of 12
 6 0 1 2 3 4 5 6 7 8 9 10 11 12
 Scale for ELEVATIONS
 6 feet
 12 inches
 Scale for DETAILS

MOULDING AT A

MOULDING AT B

MOULDING AT C

MOULDING AT D

MOULDING AT E

F

DRAWER MOULDING


MOULDING AT G

IRON DRAWER HANDLE
 GILT

3 7/8 in face of back

SKETCH SECTION

SKETCH OF PLAN
 OF SACRISTY






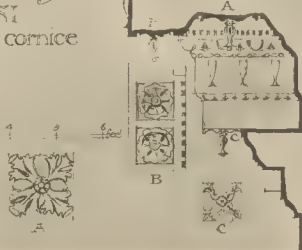
Scale for Elevation.

ZARAGOZA
The Lonja or Exchange
Built of brick in 1551
with detail of wood cornice

Section of Cornice.

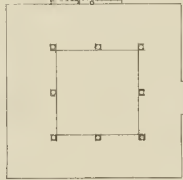
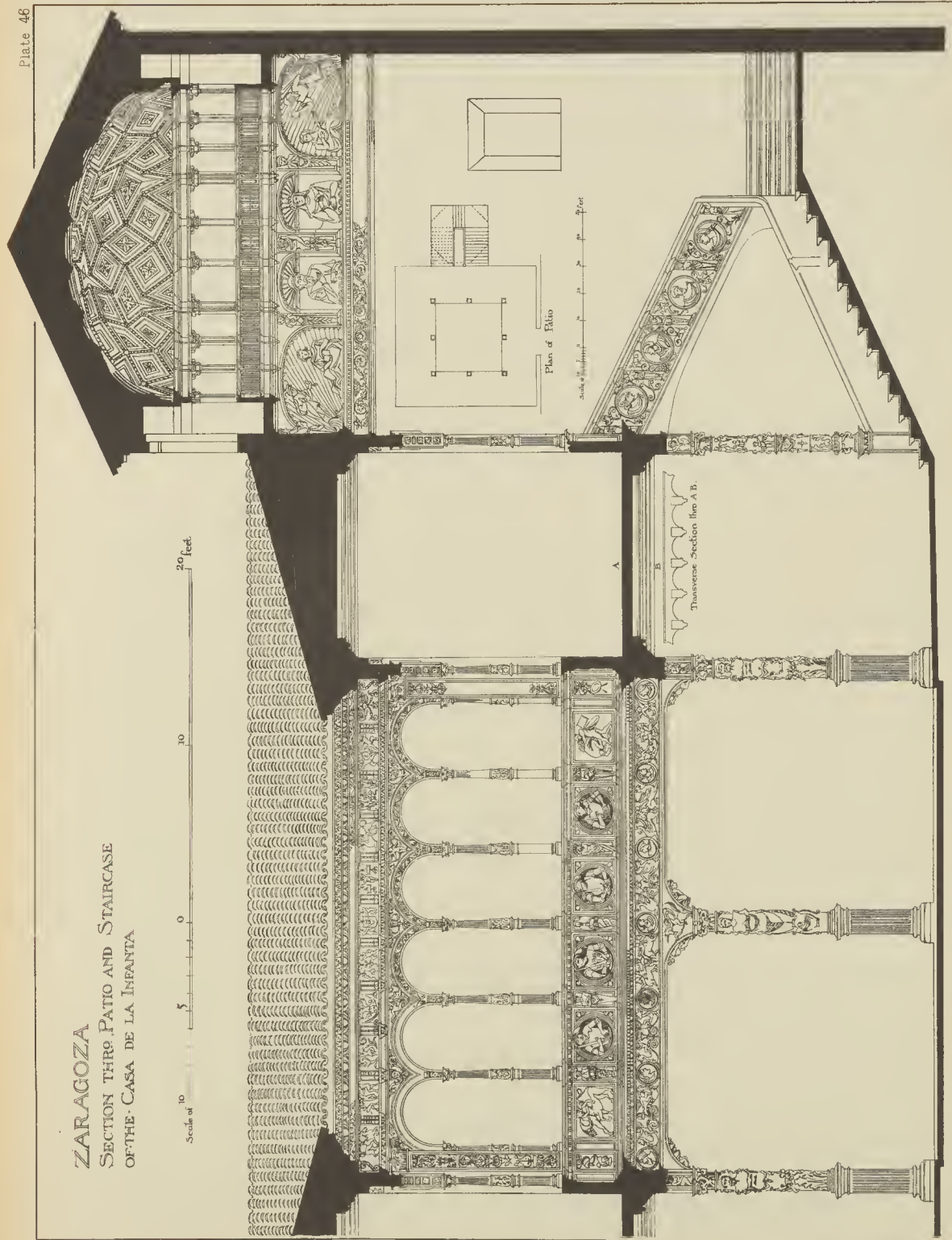


Scale of Architectural
Scale for Cornice.



ZARAGOZA
SECTION THROUGH PATIO AND STAIRCASE
OF THE CASA DE LA INFANTA


Scale of 10 20 feet




Scale of 10 feet


Transverse Section line A B.









MONASTERY OF POBLET
ELEVATION OF THE RETABLO
MAYOR IN WHITE MARBLE






POBLET

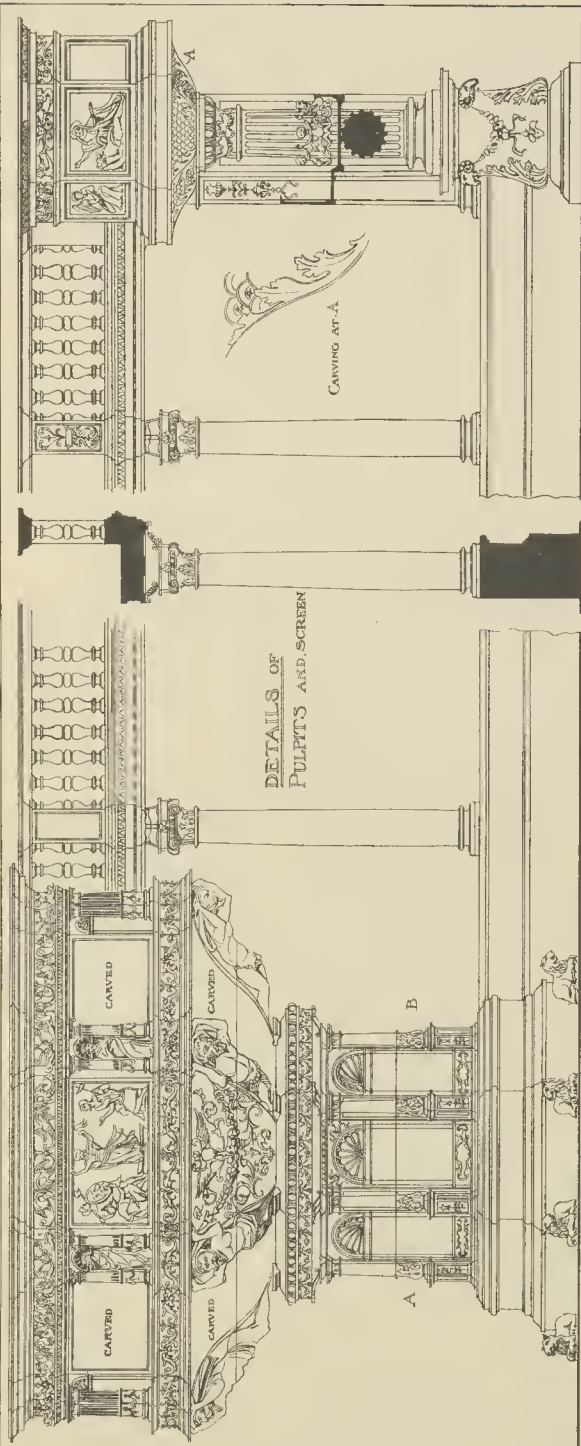
DETAILS OF LOWER PART OF HIGH ALTAR SEE PLATE XLVIII



ENLARGEMENT OF CARVED PANEL AT FLOOR LEVEL

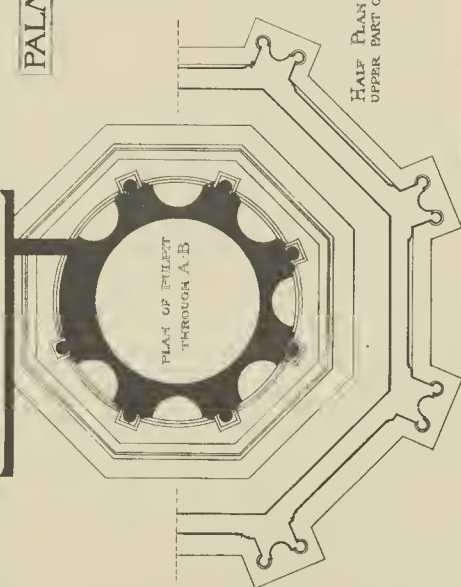
Scale of 0 1 2 3 4 5 6 7 8 9 10 inches








PALMA MAJORCA

MARBLE PULPITS IN CATHEDRAL WITH CONNECTING SCREEN. SITUATED IN FRONT OF CHoir











PALMA MAJORCA ·
Casa Consistorial built of Yellow Stone
with Projecting Cornice of Dark Wood




Part Elevation of Façade with Section

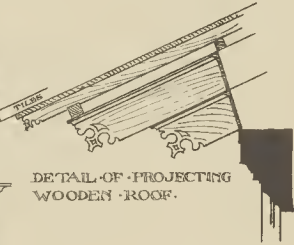
Scale of 10 5 0 5 10 15 20 25 feet

PALMA · MAJORCA ·
FACADE OF THE PALACE OF THE MARQUES DE PALMER



Scale of 10 20 30 40 50 feet





DETAIL OF PROJECTING WOODEN ROOF.

PALMA MAJORCA. DETAILS TAKEN FROM THE PALACE OF THE MARQUES DEL PALMER.

SECTION OF WINDOW

FIRST-FLOOR WINDOW

Scale of 12 6 0 1 2 3 4 5 6 7 feet.



HALF ELEVATION OF GROUND-FLOOR WINDOW.




SKETCH OF CARVING OVER GROUND-FLOOR WINDOW.




PANEL OVER DOOR.



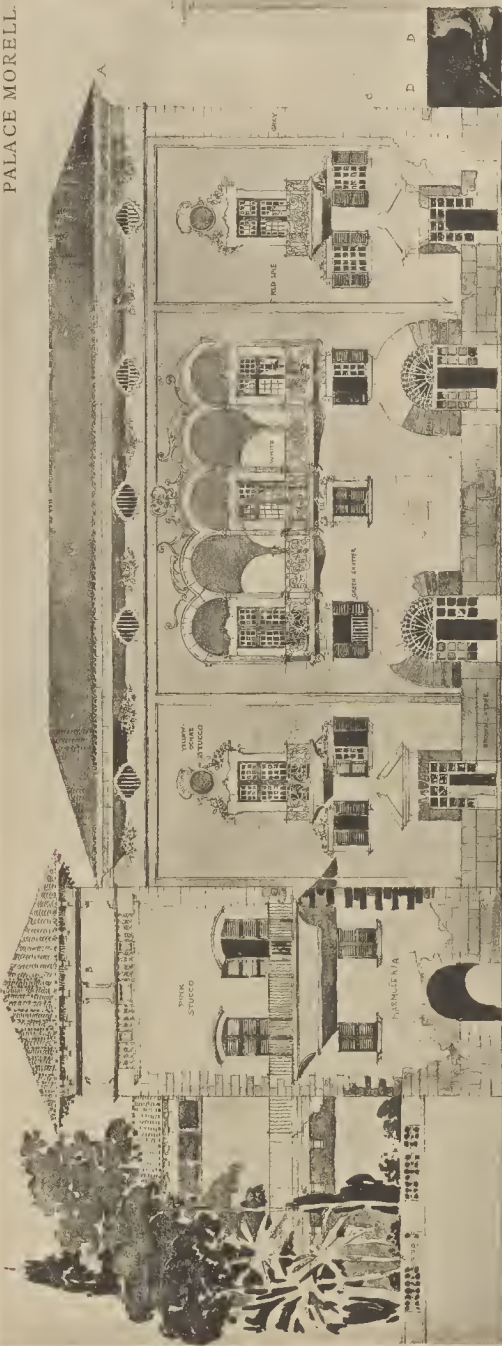


PALMA MAJORCA

ELEVATION AND DETAILS OF OLD PALACE IN THE MERCADERES. BUILT OF STONE




PALACE MORELL.

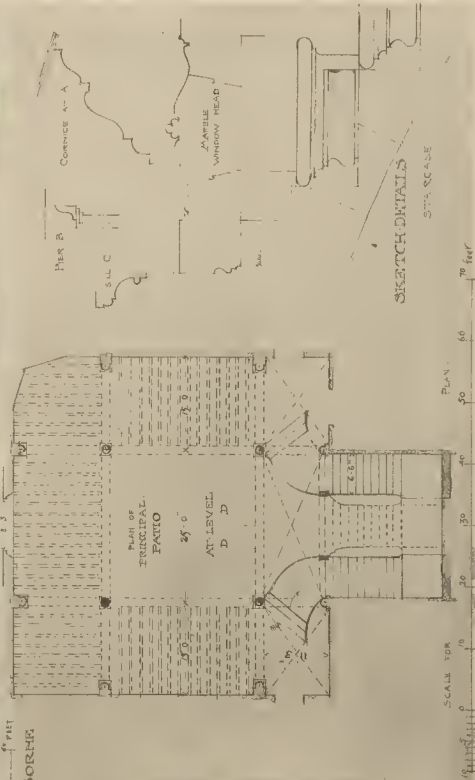


SCALE OF PALMA, MALLORCA


ELEVATION TO BORNE



SKETCH OF GRAND STAIRCASE IN PATIO





SCALE 1/100 PLAN 1/100






PALMA MAJORCA
EXAMPLES OF WROUGHT-IRON BALCONIES





PALMA · MAJORCA
ELEVATION AND DETAILS OF PALACE
IN THE CALLE DE S · JAIME



FAÇADE · OF · PALACE

Scale of 0 10 20 30 40 50 feet.


SCALE FOR ELEVATION



DETAIL AND SECTION
OF FIRST FLOOR WINDOW

scale of 0 1 2 3 4 5 6 7 8 9 10 feet

SCALE FOR DETAILS



DETAIL OF ENTRANCE

Section.

DETAIL OF OPEN
ARCADE UNDER EAVES

PLAN OF PIER


MOULDED END OF
ROOF TIMBER 6x10



MOULDED ENDS OF ROOF TIMBERS
FROM ADJOINING HOUSES

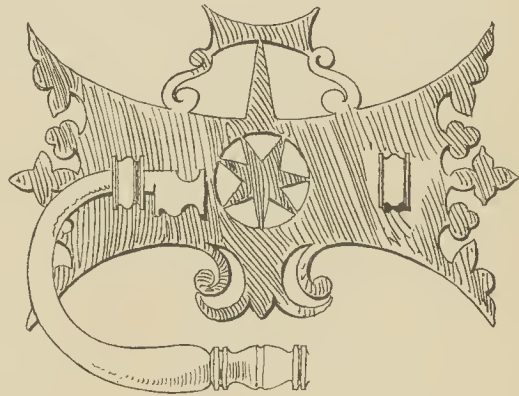




EXAMPLE OF ROOF TIMBER · Do · Do.



PALMA MAJORCA

EXAMPLES OF
IRON-ESCUTCH-
EONS AND DOOR
HANDLES FROM
OLD PALACES



SCALE OF INCHES





