

Historic, archived document

Do not assume content reflects current scientific knowledge, policies, or practices.



62.01

DESCRIPTIVE CATALOG

FALL 1922

SPRING 1923



LIBRARY
 RECEIVED
 FEB 20 1923
 U. S. Department of Agriculture

*A Huntsville, Alabama, HOME planted with Chase Trees and Shrubs.
 (The same HOUSE before planting is shown on back cover.)*

Foundation Planting of the Above Home



Left Side of Entrance. Right to left—Hypericum Mos., (20); Spirea A. W. (21); Boston Ivy on wall (24); Nepal's Privet (18); Spirea Van Houttei (21); Abelia Grandiflora (18); Barberry Thung. (19). Japan Privet (18). (Figures indicate page reference in this catalog).



Right Side of Entrance. Left to right—Hypericum Mos., (20); Spirea A. W. (21); Abelia Grandiflora (18); Boston Ivy on wall (24); (Figures indicate page reference in this catalog.)

CHASE NURSERY COMPANY
 CHASE, ALABAMA



Elberta Peaches. (See page 7)

Our Location, Equipment and Facilities

CHASE, Alabama, is located five miles east of Huntsville, the county seat of Madison County, in the foothills of the Cumberland Mountains, and only about twenty miles south of the Tennessee line, at an elevation of about 700 feet.

Chase is located on the Southern Railway, ninety-three miles west of Chattanooga, and on the Nashville, Chattanooga & St. Louis Railway, one hundred and thirty-five miles southeast of Nashville. These two railroads converge at the head of Chase Valley, running parallel for a short distance and only about 100 feet apart. Our packing-house is located between the two railroads with sidetracks from each, giving us the best of shipping facilities. It is a brick structure, 75 by 250 feet, modern in every way, its equipment embracing fumigating room, concrete dipping-tanks, concrete shipping platforms, and supplied with an abundance of running water.

Chase is a money-order postoffice, is served by the Western Union and Postal Telegraph, American Railway and Southeastern Express, and the two railroads, all right here at our doors. We get the quickest possible action on mails and on shipments either freight or ex-

press. Our office, packing house, and the Union Station and postoffice are all centered in our nursery farm of about 600 acres. Visitors always welcome.

The founders of our business came here from Rochester, New York, thirty-two years ago. After looking over many sections of the United States, they decided on North Alabama as the ideal spot for the growing of nursery stock. This district is now the largest wholesale nursery center south of the Ohio River. Our soil is a stiff red clay, the growing season is long, the climate enjoyable, with enough cold weather in the winter months to thoroughly harden up all nursery products. The temperature here often drops to zero and below.

No lasting business can be built unless the foundation is right, and the right foundation is SERVICE. Service always begets confidence and never betrays it.

We are deeply grateful to our thousands of customers who have given us their confidence and patronage all these years, enabling us to build a business that we are very proud of, and it is with real pleasure that we shall continue to try to SERVE to the best of our ability.

MEMBERS OF

American Assn. of Nurserymen
Southern Assn. of Nurserymen
Western Assn. of Nurserymen

REFERENCES

Any Bank or Business House in
Huntsville, Alabama, R. G. Dun
& Co., or Bradstreets.

CHASE NURSERY CO.

INCORPORATED

Nurserymen for Thirty-two Years in Alabama

HENRY B. CHASE, President
ROBERT C. CHASE, Sec'y-Treas.

Chase, Alabama

PLANTING INFORMATION

In compiling this catalogue we have had constantly in mind the requirements of the Southern planter and have included only such varieties of Fruit and Ornamental Trees, Shrubs, Evergreens and Roses as we know are adapted to the general South. We grow many varieties not included in this catalogue, which we distribute at wholesale throughout the nursery trade of the United States. It is a fact that hundreds of thousands of copies of nursery catalogues are distributed throughout the Southern states that contain many varieties that are not at all adapted to this section.

The suggestion as to varieties, soil, planting, pruning, cultivation, etc., are based on our thirty-two years experience in the nursery business in Alabama, and we believe that a careful perusal by every interested tree planter, whether experienced or an amateur, will be of benefit. We want you to feel free to write us for additional information at any time. We may not be able to answer all questions to your entire satisfaction, but such knowledge as we possess on horticultural matters is yours for the asking.

Soil. Trees or plants will not thrive where there is stagnant moisture. Select for your orchard site well-drained soil that is as rich as you would want for good corn land. Have this land as thoroughly prepared before planting your trees as it should be for a corn crop. If possible, have your land all ready for planting before the trees arrive.

Planting Shrubbery Near Foundations. In almost all landscape-plantings the massing of shrubbery around the foundation of buildings is the correct method. To make such plantings successful, you must thoroughly prepare the soil by spading at least 18 inches deep, working in thoroughly rotted stable manure, and spading it over and over again until a thoroughly prepared, well-pulverized soil is obtained. The plant nearest the foundation should be at least two feet away. This mass-planting may extend over a space of three to six feet, according to location and design. If possible, prepare your ground for this mass-planting several weeks in advance.

When Your Nursery Stock Arrives. If your ground is ready, proceed to unpack the shipment, thoroughly soaking the roots with water and keeping them protected with damp straw, wet burlap, or other coverings, until planted. If you cannot plant for three to five days, set the bales or boxes in a sheltered spot where sun and wind cannot reach them and leave them undisturbed until ready to plant.

If You Cannot Plant for Five Days or More. Then the trees or plants should be "heeled-in". The "heeling-in" trench should be a foot deep and located where the ground is moist, well drained and pulverized. Open the bundles so that you can put the trees or plants in one at a time; lean the bodies of the trees over against the bank of earth, shovel fine fresh earth over and around the roots, until they are covered. Pour on water enough to thoroughly dampen the earth around the roots, then fill up the trench until the roots and a few inches of body are covered. Now pack the earth well with the feet, and throw on a few shovels of loose earth to prevent baking. The trees will keep perfectly if these "heeling-in" directions are followed.

Prune Before Planting. Failure is often due to the lack of proper pruning. Trees, regardless of their age, should never be planted with all tops on, just as they are sent out from the nursery; a portion of the tops must be cut away to counterbalance the loss



Our Office at Chase.

of roots in digging. Apple, Pear, Plum, Cherry, and all other fruit trees except Peach, should have at least one-half of the length of the limbs cut away, leaving the trunk with a few side limbs cut well back, the center limb or leader to be a little longer than the side limbs. Peach trees should be closely pruned, leaving a trunk not more than 3 feet in height with a few short stubs of side limbs 2 to 3 inches long. If one-year "whips" are used, simply cut them off at 32 inches above the ground after planting.

If you wish, we will prune one tree, root and branch, ready for planting, to show you how to prune the others. Cut all broken or bruised roots back to sound, clean wood. Always use a sharp knife.

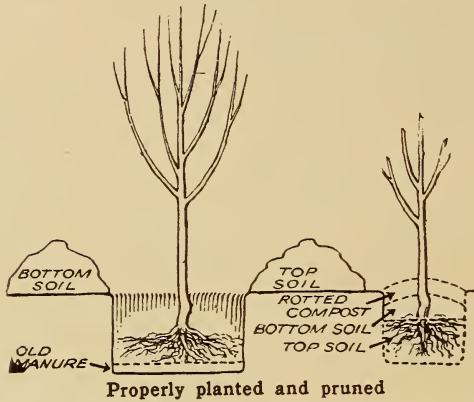
How to Plant. Study the cut carefully. Note that the holes should be of sufficient size to permit the planting of the tree or shrub with all the roots in their natural position. Notice that the hole is larger and deeper than necessary just to receive the roots, that allowance is made for carefully pulverized loose dirt in which the new rootlets can push out rapidly. Notice that the top soil is piled on one side of the hole, the bottom soil on the other. With a spade loosen up the bottom of the hole thoroughly pulverizing the soil; then put in 2 inches of well-rotted stable manure that is free from heat; do not use fresh green manure under any circumstances. On top of the manure put about 2 inches of well-pulverized soil, then place the tree in position, filling in the top soil first, working it into the roots of the tree with the fingers. When the roots are well covered, pack the dirt firmly by tramping it; then apply a bucket of water, allow plenty of time to settle, throw in more dirt and tramp thoroughly, until the hole is filled to a point a little below the ground level. Never leave a mound above the level of the surrounding land, but rather leave a slight depression to catch and hold water. Now apply a mulching or covering of well-rotted manure, being careful to keep it from direct contact with the tree. This mulching should extend over a space as large as that occupied by the roots. The rain will leach the manure, carrying it down to the rootlets, where it is needed. This mulching is especially valuable for trees planted in the spring, as it prevents the ground from baking, holds the moisture and helps to maintain an even temperature about the roots. A little painstaking care in the planting will return big dividends. It is really painful to see a good tree stuck in a hole in the ground just big enough to get it in, with the roots cramped and jammed, and left to struggle for its life. Trees planted this way never develop quickly and never make perfect specimens.

Best Time for Planting. The best time for planting in the South, to secure best results, is from about the first of November to the first of January or as early as possible after the first heavy frost. The roots of trees and plants make a considerable growth during the winter, and if your planting is done in November or December, the trees will have a firm hold on the soil by spring and the growth will be strong and vigorous. A great deal of planting, however, is successfully made as late as the last of March. If planted late, extra care should be given; see that the plants or trees are watered frequently, are well mulched, and that the ground is stirred every few days to prevent baking.



The Garage at Chase.

CHASE NURSERY COMPANY, CHASE, ALABAMA



Cultivation. During the first year keep the ground stirred around the trees and shrubs; use an ordinary hoe and work the mulching into the soil. Use the hoe frequently during the entire summer; do not let the ground bake; frequent stirrings conserve the moisture and the working of the manure mulching into the soil feeds the young rootlets. In November or December apply another mulching of well-rotted stable manure and the trees will be in fine shape for their second year's growth.

Don't Plant Old Trees. We have many calls from beginners for 3- and 4-year old trees, because they feel that the trees will bear earlier and make a stronger growth than younger trees. This is a mistake. Don't plant a fruit tree older than two years; we really prefer a vigorous one-year-old. Trees that are 3 and 4 years old do not recover as quickly from the shock of transplanting, are not as easy to transplant, are more apt to die, and if they do live, will not make the clean, vigorous growth of a younger tree. To secure the best results, use first class young trees, never more than two years old. This applies to fruit trees only. Many varieties of shade trees, evergreens, etc., cannot be produced in the nursery in two years.

Orchard Grade Fruit Trees. This is a lighter grade than the regular size and at a lower price. For the planter who wants a considerable amount and who can use not less than a full bunch of a variety, this grade is recommended. Though small, these trees are vigorous and clean. This grade is used very successfully and in great quantities by the commercial orchardists. We cannot break

Distance for Planting. We are often asked how many trees are required to an acre and the proper distance apart for planting fruit trees, nut trees, etc. It is difficult to make a table that will fit all conditions. If your soil is strong, apple trees, for instance, should be planted 40 feet apart; while, if your soil

is naturally poor, they may be planted 30 feet apart. The following table will be of help, we think:

Apple25	to 35	feet
Pear, Standard18	to 25	feet
Pear, Dwarf	10	feet
Peach18	to 25	feet
Cherry18	to 25	feet
Pecans49	to 75	feet
Other Nuts25	to 35	feet
Plum15	to 20	feet
Quince10	to 15	feet
Grapes8	x 10	feet
Currants3	x 5	feet
Gooseberry3	x 5	feet
Raspberry3	x 6	feet
Blackberry5	x 7	feet
Strawberry, rows1	x 4	feet
Strawberry, beds1½	x 1½	feet
Asparagus, rows1	x 3	feet
Asparagus, beds1	x 1½	feet

NUMBER OF TREES OR PLANTS TO AN ACRE

Apart each way

3 feet4,840
4 feet2,729
5 feet1,742
6 feet1,200
8 feet680
10 feet430
12 feet325
15 feet200
18 feet135
20 feet110
25 feet70
30 feet50
40 feet27
50 feet17

Rule. Multiply the distance in feet between the rows by distance the plants are set apart in the row and the product will be the number of square feet for each plant or hill; divide the number of square



Chase Station, showing packing house in background; N. C. & St. L. Ry. train at left, Southern Ry. train at right. Sidetracks from each road to packing house doors.

feet in an acre (43,560) by this number and you have the number of trees or plants per acre.

Inspection Certificate. All our shipments bear copy of a certificate of inspection issued by our State Entomologist, showing that our nursery has been inspected and found clean from San Jose scale, peach yellows, rosette, and other dangerously injurious insect pests and plant diseases. A number of Southern States, notably Florida, Georgia, Mississippi, South Carolina and Virginia, require all nurseries to file with their state officials a copy of the inspection certificate. Upon approval of such certificates, these state authorities issue special permit tags which must be attached to all shipments within their respective states. We have complied with these various state laws and are in a position to ship into every state in the Union.

Pests and Diseases. In a small booklet of this kind it is impossible to give intelligent instructions for spraying and combating various diseases, pests, etc., that trouble the fruit grower and gardener. These matters are treated at length in a special booklet which we will be pleased to mail you on request.

Before Making Up Your Order, please read carefully pages 1 to 3.



Packing House at Chase.

CHASE'S "ALABAMA GROWN" NURSERY STOCK



The "High Boss" on Horseback in Front of Chase Station.

Read Before Ordering

PRICES ON FIRST CLASS OR REGULAR GRADES.

To get the rate per ten your order must be for ten or more of a class—as ten Apple or ten Peach or ten Pear etc. If less than ten of a class the Each rate will apply. Fifty or more of a class at the 100 rate.

PRICES ON ORCHARD GRADE FRUIT TREES.

The price is per 100 trees or more and for full bunches of a variety—note that the Apple, Pear, Plum, and Mulberry are tied 10 trees to the bunch, Peach and Cherry 25 trees to the bunch and remember that we cannot break bunches.

NO EXTRA CHARGE FOR PACKING. All prices are for goods properly packed in bales, boxes, or crates, f. o. b. cars at Chase, Ala.

HOW TO SEND MONEY. Use bank draft, post-office money order, express money order, or registered letter. Our postoffice—Chase—is a money-order office.

SHIPPING. We recommend express shipment of the average assorted order but orders for heavy Shade Trees and Balled Evergreens had best go by freight.

SUBSTITUTION. Because some varieties always run short and to save time and correspondence and where we think it will best serve your interests, we reserve the right to substitute on fruit trees unless you instruct us not to do so. In such cases your money will be refunded on all items we cannot supply.

SELECTION OF STOCK. We can often make a better selection of varieties suited to the different localities, than can the average purchaser. We shall always be glad to help you make your selection, if you wish, or you may leave the selection of varieties entirely to us. In such cases state whether a general assortment (early to late sorts), or all early, or all mid-season, or all late sorts are wanted.

GRADE OF TREES FURNISHED. Please note that we offer only one uniform grade of fruit trees—First Class, One or Two-year Olds. These are best. Always plant first class, young stock for best results. (Read page 2—heading "Don't Plant Old Trees.")

NON-WARRANTY CLAUSE. We give no warranty, express or implied, as to description, quality, productiveness, or any other matter, of any nursery stock, seed, bulbs or plants we sell.

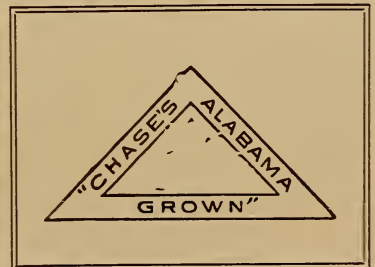
In the event that any trees or plants we send out prove untrue to label, we will either refund the original purchase price, or replace without charge, as you wish.

We do not guarantee our trees or plants to live; we handle them with the utmost care, pack properly, and deliver to carrier in good order. Our responsibility then ceases. The risk and cost of transportation is yours.

Address All Orders To **Chase Nursery Company, Chase, Ala.**



Headed for the Fields to Cultivate "Chase's Alabama Grown."



Our "Trade Mark"

Apples

There is no farm crop on the average which will produce one-fourth as much income per acre as will a good apple orchard properly cared for. The average price paid for the fruit is steadily on the increase, and the immense demand for fancy apples for home consumption as well as the distant markets, assures one of a continuous increase.

By planting judicious selections of summer, fall and winter sorts, a constant succession of this most desirable fruit will be obtained.

Plant 25 to 35 feet apart each way, according to soil.

PRICES—First Class. 1 year, 4 feet and up, each, 50c; per 10, \$4.50; per 100, \$40.00.

PRICES—Orchard Grade. 1 year, 3 to 4 feet, each variety tied in bunches of 10 trees, cannot break bunches, per 100, \$25.00.

Summer Apples

Early Harvest. Yellow; medium to large size; fine flavor. A sure and abundant bearer. The most profitable early apple in this section. Ripens ten days later than Red As-trachan.

Carolina Red June. Well known throughout the South. Medium size, oblong; deep red. Middle of June to end of July.

Arrangement of Catalogue

PLEASE READ CAREFULLY

ORDER OF RIPENING. The varieties of Apples, Pears, Plums, Cherries and Peaches are arranged in their order of ripening from earliest to latest. This arrangement will aid you greatly in making up your order.

ONLY STANDARD SORTS LISTED. Instead of constantly adding new and untried varieties to our list we are showing only such sorts as we know are best adapted to the general South and reducing the list to cover the season well. This simplifies matters both for you and ourselves, helps to avoid mixtures and gives you a well balanced planting of tested and tried varieties.



Delicious Apple.

Horse (Yellow Horse). Large, greenish yellow, acid, a good bearer. Widely known throughout the South. July and August.

Hackworth. A native of Morgan County, Alabama, twenty miles south of Huntsville. Tree a very strong grower, adapted to a wide range of soils and elevations. Fruit medium to large, of good appearance and quality. Begins ripening in July and continues through August.

Fall and Winter Apples

Red Reese. From Sand Mountain in North Alabama. Larger than Winesap, bright red, shape much like Delicious. Ripens in early fall but keeps well into the winter.


Lowry. Medium to large, of perfect shape and very uniform in size. Sub-acid, very juicy but solid; one of the finest keepers in storage. Almost solid red. Quality high. Native of Virginia, where it matures for picking about September 15.

Stayman Winesap. A seedling of Winesap, but a stronger grower and better adapted to thin soils; much like Winesap in size and appearance, but of better quality.

Winesap. One of the most dependable late Apples for the general South. Small to medium size; fine, dark red; flesh crisp. An excellent keeper.

Delicious. A very popular Apple in the West and Northwest. Very large, oblong; color rich crimson shaded to yellow; fine grain, juicy; a fine keeper and shipper. Not yet thoroughly tried out in the South, but very promising.

Yates. A small Apple, but one of the surest croppers, heaviest bearers, and best keepers. Dark red with white dots; flesh yellow, crisp and good.



Stayman Winesap Apple.

Pears

Blight is the great curse of the Pear grower in the South. There is no known cure for Pear blight, but if you will plant your Pear trees on your poorest land, an old side hill for instance, and give them no cultivation after the second year, simply keeping the weeds and grass mowed, the blight will be reduced to the minimum and profitable crops will result. Plant 18 to 25 feet apart.

PRICES—First Class. 4 feet and up, each, 75c; per 10, \$6.50; per 100, \$60.00.

PRICES—Orchard Grade. 3 to 4 feet, each variety tied in bunches of 10 trees, cannot break bunches, per 100, \$35.00.

Summer Pears

Early Harvest. Large, yellow with red cheek. One of the earliest; best of its season. Tree a strong grower.


Le Conte. Of good size, bell-shaped. Tree a vigorous grower and bears young. Of same general type as Garber and Kieffer but matures earlier.

Seckel. This little Pear is the standard for flavor. Yellowish russet with red cheek; very juicy and melting. Tree is of slow growth and never attains great size. August.

Autumn and Winter Pears

Garber. Same type as Kieffer, ripening a little earlier. Very productive; large size. One of the most profitable because of its canning and preserving value. Tree very hardy and a strong grower.

Kieffer. Large to very large; yellow, with vermilion cheek; brittle flesh; quality greatly improved if ripened in dark, cool room. Matures in September, lasts well into October. Prolific; begins bearing early—the third or fourth year. Tree one of the strongest growers.



Kieffer Pear.



Block of Kieffer Pears at Chase.

Plums

The Plum delights in a cool, not too dry, situation, and attains its greatest perfection on a rather heavy soil. Many of the best sorts are not self fertile, and although blooming abundantly, they must have the company of other varieties to enable them to mature fruit. Therefore, be sure to plant several varieties together. As no other fruit has a greater variety of uses, or is capable of satisfying as many different tastes, the value of the plum in a commercial way is unlimited. The home orchard is not complete unless it contains at least a half dozen trees.

Plant 15 to 20 feet apart.

PRICES—First Class. 4 feet and up, each, 75c; per 10, \$6.50; per 100, \$60.00.

PRICES—Orchard Grade. 3 to 4 feet, each variety tied in bunches of 10 trees, cannot break bunches, per 100, \$35.00.



Burbank Plums.

Burbank. Similar in all characteristics to Abundance, except that it is more globular. Of cherry-red color, mottled with yellow, and ten to fifteen days later.

Frances. A cross between Apricot and Japan Plum. Of Texas origin where it ripens last of June; fruit of good size, yellow, handsome. Tree resembles Plum more than Apricot; strong grower. Not yet fruited at Chase, but comes to us highly recommended.

Wild Goose. Chickasaw type. The best of this type. Large fruit of oblong shape; skin bright vermilion covered with blue bloom; richly acid. One of the oldest and best known of the native American Plums. Ripens end of June.

Wickson. A Plum of large size, and distinct, pointed shape. Of high quality, very firm, yellow flesh; pit small; dark crimson-purple when matured. Because it blooms so early it is often killed by late frosts in this section. Ripens last of July.

Shropshire Damson. European type. Of larger size than the old Blue Damson. Dark purple; good quality. In great demand for preserving. August.

Cherries

The reason for so much disappointment to the planters of Cherry trees in the South, in so many long-looked-for but never-appearing crops of fruit, is that the varieties planted are often absolutely worthless for our section of country. We know by test that for general southern planting the list of varieties should be reduced to not more than six; and for elevation under a thousand feet above sea level we would recommend but two varieties—Early Richmond and Large Montmorency.

You can't go wrong if you plant Early Richmond and Large Montmorency on either high or low ground; but always remember that Cherry trees will not thrive where there is stagnant moisture. Select a location that is well drained.

Plant 18 to 25 feet apart.

PRICES—First Class, 3½ feet and up, each, 75c; per 10, \$6.50; per 100, \$60.00.

PRICES—Orchard Grade, 2 to 3 feet, each variety tied in bunches of 25 trees, cannot break bunches, per 100, \$35.00.

Hearts and Bigarreaus

Sweet.

This type is fairly successful on high elevations, but worthless in most localities in the South.

Black Tartarian. Large, purplish black, pleasant flavor.

Governor Wood. Good size; clear, light red; tender and juicy. A customer on Mission Ridge, near Chattanooga, reports this variety as successful there.



Compass Cherry Plums.

Dukes and Morellos

Sour.

Large Montmorency. The best Cherry for general planting. Very productive. Large size; rich red; follows Early Richmond. Tree a strong grower and a sure bearer in this section.

Early Richmond. Medium size, light red; acid. Profitable here. Ripens last of May.

Compass Cherry Plum

A cross between the Sand Cherry and the Miner Plum. Fruit about 1 inch in diameter, bright red, when fully ripe a dark rich red. For canning and preserving this is a most valuable addition to our list of fruits for the South. Remarkable in that it bears heavily the second or third year. Often the two-year-old trees in the nursery row are loaded with fruit.


Same price as other cherry trees.



Large Montmorency Cherries.



Cultivators in Action at Chase.



Belle of Georgia.

Peaches

The ease with which peach trees may be grown, their comparative freedom from disease, the short period before they become productive, with the immense demand for the fruit and facility with which it may be shipped into distant markets, makes peach growing in favorable localities extremely profitable. To secure healthy, vigorous and fruitful trees, the ground must be kept clean and mellow. Proper cultivation, yearly pruning and careful spraying are absolutely necessary to produce fancy peaches.

The best soil for the peach is moderately rich, somewhat sandy loam, but will succeed in almost any soil, except a heavy wet clay.

We call particular attention to this reduced list of varieties of peaches, every one of which can be planted with safety in the South. The varieties are listed in the order of their ripening, and the list, though small, is so complete that it covers the ripening season thoroughly. They are the best of their particular class and season.

Plant 18 to 25 feet apart each way.

PRICES—First Class. 3½ feet and up, each, 50c; per 10, \$4.50; per 100, \$40.00.

PRICES—Orchard Grade. 2 to 3 feet, each variety tied in bunches of 25 trees, cannot break bunches, per 100, \$15.00.

Mayflower. The earliest and one of the very best early Peaches. Fruit round, entirely covered with red; blooms late, very hardy. A native of North Carolina, a good shipper, and its high color and fine appearance make it the most profitable early Peach, as it always brings top prices. Last of May.

Arp Beauty. The earliest yellow fleshed peach of high quality; firm, juicy, excellent flavor; freestone.

Carman. Large, resembling Elberta; skin tough, creamy white, with deep blush; flesh creamy white, tinged with red; good flavor. A good shipper. Freestone. Middle of June.

Early Elberta. Follows Carman. As large or larger than Elberta, smaller seed, without a trace of bitterness so often noticeable in Elberta. Fine quality. Freestone.

Early Belle or Hiley. A Georgia Peach, supposed to be a cross between Belle of Georgia and Early Tillotson. Large; creamy white, highly colored cheek. One of the profitable commercial varieties of Georgia, and now being extensively planted.

Belle of Georgia. Very large; white skin, attractive red cheek; flesh white, firm; the standard of excellence of all Peaches in quality; prolific bearer. It is one of the best market varieties of its season.

Elberta. Known wherever Peaches are eaten. Of Georgia origin, remarkable for its size; firm, yellow flesh and tough skin, making it one of the best shipping Peaches; yellow, slightly overspread with red; fine red cheek. Freestone. Middle of July.

J. H. Hale. No Peach has had such strong claims for superiority and productiveness as has this, which bears the name of America's greatest Peach grower who discovered it. Larger than Elberta, of better flavor and quality; it ripens in the South, a few days later and is a perfect yellow-meated freestone. Fine shipper.

Chinese Cling. Very large; yellowish white, mottled with carmine; flesh white, red at the tip; a very juicy Peach. Clingstone. End of July.

Blood Cling, or Indian Blood. Large; dark claret with deep red veins; flesh deep red; middle to last of August.

Culverton, Ga., Dec. 30., 1921.—"I wish to say that the shipment of Hiley trees was the best shipment of trees that I ever bought. Thank you very much for sending such fine trees."

Figs

The fig is, without question, firmly established as a remunerative and pleasant farm crop, and the profits from the fig are by no means confined to large plantings. A small door-yard orchard of a few trees will add many dollars to the home income. One of the greatest advantages of the fig for small farmers is that trees are inexpensive and easy to plant, requiring only a very limited investment in establishing an orchard.

Increased plantings of fig trees are being made each year in Florida and all southern portions of the Gulf states, including a large area in Texas. This increase is due to the profitable canning and preserving of this fruit.

Plant 12 to 18 feet apart.

PRICES—First Class. 1 year, each, 75c; per 10, \$6.50.

Brown Turkey. Medium to large in size; pear shaped. Flesh white with amber shading. Color a coppery tinted brown. High quality, productive and adapted to a wide range of territory on account of its hardiness.

Celestial (or Celeste). Light violet in color; very prolific, excellent quality. Hardest of all and one of the best canning and preserving sorts.

Apricots and Nectarines

Uncertain generally throughout the South. If you wish to experiment, plant a tree or two where they are well protected by buildings, if possible.

PRICES—First Class. 1 year, 3½ feet and up, each, 75c; per 10, \$6.50.

Apricots. Early Golden. Wilson.
Nectarines. Red Roman. New White.



Celestial Figs.

Japan Persimmons

These are all right for the lower South, but not successful this far North. These improved sorts produce fruit three to five times the size of the common native Persimmon. Allow the fruit to hang on the trees until just before frost is expected. Place in a cool, dark room until matured.

Trees should be well cultivated and well fertilized for the first two years, after which they should be plowed during the winter and the orchard sowed with cow peas, no cultivation being done during the growing period. If peas and grass get too high, they may be mowed and used for hay or as a mulch. Fertilizer should be applied in March.

PRICES—First Class. 1 year, 3 feet and up, each, 75c; per 10, \$6.50.

Okame. Large; skin orange-yellow, changing to brilliant carmine, with delicate bloom and waxy, semi-transparent appearance; light, clear flesh when ripe; light brown center around seed, of which it has several; loses astringency as soon as it begins to ripen; fine quality; strong bearer. The most beautiful of them all.

Tane Nashi. Very large; skin bright red when fully matured; flesh yellow; seedless; quality very fine. Perhaps the most highly esteemed of the light-fleshed kinds. Tree is vigorous and bears well.



Tane Nashi Persimmon.

Mulberries

A very valuable fruit for poultry and hogs. The fruiting period is of long duration, lasting two to three months. Should be planted in every hog pasture and chicken yard. Trees come into bearing very young.

PRICES—First Class, 1 year, 4 feet and up, each, 75c; per 10, \$6.50; per 100, \$60.00.

PRICES—Orchard Grade, 3 to 4 feet, each variety tied in bunches of 10 trees, cannot break bunches, per 100, \$35.00.

Black English. Tree a very strong grower; foliage fine; berry large, black; ripens ahead of Hicks; hardy and prolific.



Gang of Budders at Chase.

Hicks' Everbearing. Follows Black English and continues in bearing for weeks; berry is black, produced abundantly, but not as large as Black English. For sections bordering the Potomac or Ohio Rivers either Downing or New American should be planted, as they are hardier than the two described above. For the general South we recommend Black English and Hicks.



Mulberries.

Asparagus

Every southern garden should contain an Asparagus bed. It is best grown in rows about 4 feet apart and 18 inches to 2 feet apart in the row. Open these rows wide and about 10 inches deep; fill in 4 inches of rich top soil mixed with well-rotted stable manure. Firm the roots thoroughly, covering about 2 inches deep. This will leave an open furrow about 4 inches in depth, to be filled in by summer cultivation. Do not cut the first season's growth, but allow it to stand until frost; then cut all stocks even with the ground; rake off, and spread a mulching of well-rotted manure all over it 2 or 3 inches deep. The winter rains will carry this mulching down into the soil, where it is needed. The second year your asparagus bed will be a joy, and will require but little attention thereafter. Keep it free from weeds, and give it a mulching every third year.

PRICES—2-year crowns, \$2.50 per 100.
Columbian Mammoth White.
Palmetto.

Rhubarb or Pie Plant

The large stems of the leaves are used for pie-making and stewing. It is also valuable for medicinal purposes. The great value of Rhubarb has always been its earliness, and it deserves to be ranked among the best early products of the garden.

A fine, healthful fruit, but not at home in hot, dry soils. Requires a rich, deep, warm soil.

PRICES—1-year roots, \$1.00 per 10; \$7.50 per 100.

Quinces

The Quince is a most estimable fruit for preserves, and especially fine for jellies. When put up in the proportion of one quart of quinces to about four quarts of other fruit, it imparts a delicious flavor. Quinces command a high price in the market.


Require a deep, rich soil, clean cultivation, and should be sprayed for best results.

Plant 12 feet apart each way.

PRICES—First Class, 3 to 4 feet, 75c each; \$6.50 per 10.

Champion. Fruit average larger than Orange and more oval in shape. A late keeper.

Orange. Fruit of good size; bright yellow; excellent flavor. An old standard sort.



Asparagus.

Nut Trees

There is always a place for Nut Trees on every farm and on most city lots. Pecans make a fine shade tree for the city dweller, even if room for but one or two, and the nuts add to the joy of living. For reforesting waste land plant Black Walnuts, Japan Walnuts and Spanish Chestnuts. Do not fear overproduction of any of the edible nuts especially Pecans. Immense quantities of nuts are imported every year to supply the demand.



Block of Nut Trees at Chase.

Pecans

Important—Do not allow the roots of a Pecan tree to dry out or to be exposed to sun and air. Immediately on receipt of the trees, wet them down thoroughly and plant with the least delay. **Keep the roots wet while in the field before planting; wrap with bag or burlap, well soaked.**

With a sharp knife (don't use a hatchet) cut off the bruised end of the tap root. It is not necessary of a Pecan to have all its tap root—12 to 18 inches, according to the size of the tree, is sufficient. Plant a little deeper than the tree stood in the nursery. Be sure that



Another View of the Office at Chase.

you **firm the soil tightly**, as the hole is filled, except the last 4 or 5 inches, which leave loose. Soak the ground well, using a bucketful of water to each tree after planting.

Be sure that you plant the improved sorts, either grafted or budded trees. Planters have been robbed of thousands of dollars the past few years by unscrupulous dealers palming off seedling trees at fancy prices. Seedling Pecans are all right for reforesting waste land and for shade trees, but are very uncertain as to the size and quality of the nut produced. The improved sorts are absolutely sure, when

grown from bearing trees, by reliable, careful propagators. There are many of these improved sorts. We have selected the best four varieties for planting generally in the Southern States.

Plant 35 to 50 feet apart.

PRICES—2 to 3 feet, each, \$1.00; per 10, \$9.00; per 100, \$80.00. 3 to 4 feet, each, \$1.25; per 10, \$11.00; per 100, \$100.00. (50 trees at the 100 rate).

Stuart. The hardiest and most widely planted of the lot. Large size; quality good; shell medium thin. One of the best for general planting.

Schley. A distinctly pointed nut of good size; thin shell, well filled; fine flavor.

Moneymaker. This variety combines early maturity and heavy productiveness; is a good grower and remarkably free from attacks of Scab, Bud Worm and other diseases that attack a great many of the best varieties of pecans.

Success. Thin shell well filled with a rich heavy meat of excellent flavor. Somewhat resembles Stuart but usually larger and heavier. Tree a vigorous grower.

NOTES AND SUGGESTIONS

How Far Apart. The question of distance between pecan trees is often discussed. We are inclined to the rule practiced by Mr. Scott of Mobile County. Mr. Scott is a practical pecan grower and he believes in close planting, 40 by 40 feet, instead of the old rule of 80 by 80 feet. His argument is that by close planting the yield



Success.



Schley.



Stuart.



Moneymaker.

CHASE'S "ALABAMA GROWN" NURSERY STOCK

PECANS—Continued.

of nuts per acre is doubled and the owner gets the benefit during his lifetime; that the trees so planted will not be over-crowded for, say, twenty-five years. "Let posterity do the thinning," says Mr. Scott.

They thrive best on deep, rich soil. Lands along the creeks and river valleys which are subject to occasional overflow and which are underlaid with a permanent water supply are most ideal for Pecan growing. It is always best to plant the trees where their tap roots will reach the water, but this is not absolutely necessary for their productiveness.

All that is expected of a Pecan tree until it reaches bearing age is wood growth. It would follow that anything which is favorable to such growth should be available. No young Pecan tree should be starved for either moisture or plant food; therefore, they should have frequent and shallow cultivation, for such cultivation conserves the moisture and makes the plant food available for the trees. When the trees become well established, say 8 or 10 years old, and it is found that they bear better without cultivation—cultivation should cease. No trees should be cultivated unless good results from it.

YIELD IN NUTS AND DOLLARS.

Mr. Scott has kept a careful record on an orchard of 30 trees, showing the average yield per tree as follows:

Eighth year after planting, 20 lbs. Ninth year after planting, 31½ lbs.

The varieties are Stuart, Schley, and Success. If planted 40 by 40 feet it requires 27 trees per acre. An average yield of 20 lbs. per tree at 60c per pound means \$12.00 per tree, or \$325 per acre the eighth year. He stated that the entire crop sold readily at 60c to 70c per pound f. o. b. shipping point.

The largest and most profitable pecan tree that we have heard of is in Louisiana. It measures 5 feet in diameter. The branches spread 175 feet. It produced in 1919 nine barrels of nuts which sold for \$450. Can anyone match this record?

Columbus, Miss., Mar. 30, 1922.—"I ordered several thousand trees from you last fall. They made a very fine appearance indeed, and all are now living."

Birmingham, Ala., Mar. 14, 1922.—"In acknowledging the arrival of your wonderful selection of plants, I wish to express my deepest appreciation. May success be your password and your generosity Chase away unsuccessful."

Birmingham, Ala., Oct. 22, 1921.—"My Mayflower Peach purchased from you and planted in March 1920, bore 26 peaches in 1921. My strawberries have been wonderful."

Japan Walnuts



Chestnuts.

Chestnuts

A hardy ornamental tree with pleasing foliage. They grow best in well-drained soils with sunny exposures.

PRICES—\$1.00 each; \$8.50 per 10.

Spanish. A rapid-growing tree of good size. The nuts are produced early, five-year-old trees on our grounds bearing good crops. The nuts are not so sweet as the native or American Chestnut, but find a ready market owing to their good size and fine appearance. Valuable as a timber tree.

Walnuts

All of the species are valuable objects for lawn or landscape, and in addition for their toothsome nuts. The fruits of the Japanese Walnuts are considered superior to those of the native species, and in localities where the English Walnut is not hardy, are commended to the attention of orchardists. They thrive best in moist, fertile soils.

PRICES—\$1.00 each; \$8.50 per 10.

Black. A desirable shade tree and one of the most valuable for timber. Uncle Sam had the Boy Scouts looking up Black Walnut trees for gunstock material, you remember. Should be used for reforesting waste lands.

English. Makes a very handsome shade or lawn tree and produces, though not with regularity in this section, a table nut of fine quality. Here in North Alabama the crop is uncertain, but we think so much of the tree as an ornamental that we do not hesitate to recommend it for this purpose alone.

Japan. A vigorous tree, entirely hardy and a sure and prolific bearer. The Japan Walnuts are not as thin-shelled as the English, nor as good quality but much like it in appearance. They make a beautiful ornamental tree with a broad, spreading top. At home almost anywhere, except on poorly drained soils.



Early Harvest Blackberries.

Raspberries

The great improvement in the hardy varieties makes the growing of this fine fruit comparatively easy. Plant in rows five or six feet apart, leaving four feet between the plants; pinch the young canes when three or four feet high, and continue pinching in the laterals when a few inches long. Treated in this way they will need no stakes, but will support themselves.

Very profitable on rich soil. The varieties offered are the best, and are desirable for the home garden. After the vines have finished bearing for the season, all old canes should be cleared out.

PRICES—75c per 10; \$6.00 per 100.

Cuthbert. Red. Excellent quality; berry of large size; ripens here end of May, and continues several weeks.

Cumberland (Black Cap). The best black; large size; good quality, and produces abundantly over a long season.

St. Regis. Red. A fine berry and right at home in the South. Of good size and wonderfully productive. The new canes have a habit of going to work right now and produce fruit all through the season. These same canes also produce fruit the following season. Cut out the old canes as soon as the crop is off and give the new growth a chance—and plenty of manure.

Currants and Gooseberries

Neither of these fruits like our long, hot summers. A few plants for the garden will pay, usually, but we do not recommend large plantings.

PRICES—25c each; \$2.00 per 10.

Houghton Gooseberry. Red. An enormously productive and always reliable, old variety. Of vigorous growth, slender and spreading, not subject to mildew. Fruit of medium size, smooth, pale red, tender and of good quality.

Wilder Currant. Red. A remarkable variety. Very productive; bunches and berries large; splendid quality. Superior in every way to the common sorts.

Columbus, Miss., Mar. 13, 1922.—“All of the six hundred fruit trees ordered from you last fall are living. A great many trees have blooms on them now. They are beautiful trees indeed.”

Blackberries

Improved Blackberries are of greater size, sweeter, and of finer flavor than the wild sorts. The ripening season follows the strawberry a week or ten days, and the fruit finds a ready market at good prices. Plant in rows, 6 to 8 feet apart, setting the plants 3 feet apart in the row. After the crop is gathered, cut out and burn the old canes. When the young canes are about 2 feet high, pinch out the tips; this will make them branch, increasing the next year's crop.

The growing of this very delicious and healthful fruit is attended with so little trouble and expense that every garden, however small, should have at least fifty plants. For cooking purposes they are unsurpassed, and will yield a dark wine of excellent quality.

PRICES—75c per 10; \$6.00 per 100.

Early Harvest. Medium size; firm; productive.

Eldorado. A very large, sweet, rich, sparkling black fruit. Vigorous grower, large foliage, free from rust. One of the best market sorts; very productive.

Snyder. Medium size, very hardy; an old, well known sort.

Dewberries

One of the most profitable fruits for general culture. The crop follows the strawberry season closely, and fills the gap between strawberries and blackberries.

The Dewberry, or trailing blackberry, should be trained to a stake, or it can be worked regularly on a small trellis. It should be planted in rows about six feet apart and four feet apart in the row. When the cane or vine has made a growth of five or six feet, it should be cut back. Otherwise treat the same as you would raspberries.

PRICES—75c per 10; \$6.00 per 100.

Austin's Improved. Of Texas origin. Very large fruit; enormously productive; a strong, vigorous grower. The best variety for the South.



St. Regis Raspberries.

Grapes

The culture of the Grape within the last few years has attracted a great deal of attention throughout the United States. Many vineyards of large extent have been and are still being planted in various parts of the country and are proving a great pecuniary success.

Everyone should have grape vines in the home garden. They require very little cultivation and the returns are so abundant. If proper selection of varieties is made, one may have grapes on the table for several months in the year. They can be trained over fences, trellises or doorways, and thus be ornamental as well as useful. To grow for market, they can be planted on hillsides that are unsuitable for other crops. Your back porch, fences around the garden and the chicken yard, any unsightly out-houses can all be utilized as supports for grape vines. There is no fruit that returns greater dividends in satisfaction. They do not necessarily require a rich soil. Keep the ground well stirred about them, working in a good heavy mulching of leaves, leaf mould or well-rotted stable manure once or twice a year.


We list one each of blue-black, red, white and black, the best for the entire South.

PRICES—First Class. 2-year, No. 1, well-rooted vines, each, 30c; per 10, \$2.50; per 100, \$20.00.

PRICES—Vineyard Grade. 2-year, medium, all right for the large planter, each variety tied in bunches of 25 vines, cannot break bunches, per 100, \$15.00.

Concord. Bunch and berry large, blue-black; flesh sweet, tender; quality high. One of the best known and most popular sorts.

Niagara. The best white market grape. A good shipper, having a tough though rather thin skin. Bunch medium to large, berry large. Pale yellow with whitish bloom when fully ripe.



Concord
Grapes

Lutie. A native of Davidson County, Tenn. Vine a distinct grower; berry large, dark red; peculiar and most agreeable flavor. Productive and desirable

Worden. A very popular black grape, seedling of Concord but distinct in flavor and about one week earlier.

All four varieties are fine grape-juice producers.

Scuppernong or Muscadine Type

A distinct type of native southern grape. The vine is a very strong grower, remarkably free from disease and insects, maturing its fruit fully without decay. The fruit is produced in small clusters.

If the Scuppernong type of grapes were produced in sufficient quantity to supply the Southern markets during their season of August, September, and October, there would be very little demand for any of the bunch grapes in competition with them. All Southern people know and love these grapes best of all. We recommend them highly for Southern markets.

Do not plant one single Scuppernong vine, but always two or more; better still, two or more varieties. Single vines, often, do not fruit for lack of pollinization.

PRICES—First class vines, 40c each; \$3.00 per 10.

Scuppernong. Bunches are small, consisting usually of six to ten large berries; bronze-colored when fully matured. Flesh is pulpy, with peculiar musky flavor.

James. Produces the largest fruit of the Muscadine type. The berries are black, juicy and sweet, and often measure 1 inch or more in diameter.

Thomas. Medium size, round, dark fine color when fully ripe. Regarded by many growers as the best for table use of the Scuppernong type. Highest in sugar content.

Male Scuppernong. A strong pollinizer. Plant near old vines which do not fruit or at the ratio of about one to five in your new plantings. Each, 75c.



The City of Chase is Entirely Surrounded by Railroads.
We Get Action Here on Express Shipments.

Arlington, Va., Oct. 28, 1921.—
"My order has been received and I am more than pleased. I have never seen such fine plants. I want to thank you for the good packing, too."



Field of Strawberries.

Strawberries Arranged in Their Order of Ripening

Will succeed in any soil adapted to farm and garden crops. Prepare the soil thoroughly to a good depth; if crowded for room, plant in beds, setting the plants about 20 inches apart each way. A better method is the matted-row system, planting in rows 3 to 4 feet apart and 15 to 20 inches apart in the row. After planting, apply a mulching, along each side of the rows, of 4 to 6 inches of clean straw or leaves. If your soil is thin, apply a coat of manure as a mulch, before you do the straw or leaves. The mulching will hold moisture during the summer and will keep the berries clean as they ripen. Allow the plants to make runners all summer, which will give you the first season a thick-matted row as wide as you allow the runners to set crowns; this width should not be more than 12 to 15 inches, giving you about 20 inches of clear space between rows for cultivation. We offer the following varieties, all perfect-blooming sorts, and all standard varieties of their season, the sorts covering the season from earliest to latest and described in their order of ripening. Open the plants promptly on receipt, dip roots in water and bury roots—do not cover tops—in moist fine soil or sand until ready to plant.

NOTE—We do not pack strawberry plants with other nursery stock; they must be handled separately. All orders for 500 or less will go parcel post; orders for 1000 or more by express.

PRICES. The four following standard sorts, per 100, postpaid, \$1.25; per 500, postpaid, \$4.00; per 1000, express shipment, charges collect, \$6.00. No order filled for less than 100 plants or less than 25 of a variety.

Missionary. A round berry of good size, fine color, and a good shipper.

Klondyke. A shapely dark red berry of uniform size and one of the best shippers; makes a strong, vigorous growth; a very profitable sort.


Aroma. Large size; dark glossy red; one of the best late sorts.

Gandy. The last to ripen; a large, firm, bright crimson berry of good quality. Requires a good rich soil for maximum efficiency.

Everbearing Strawberries

Of this type the Progressive is, we think, best for general Southern planting. An abundant bearer producing its fruit over a long period; quality good, firm, good size and shape.

PRICES. Progressive Everbearing. Per 100, postpaid, \$2.25; per 500, postpaid, \$7.50; per 1000, express shipment, charges collect, \$12.00. (No orders filled for less than 100 plants).



Klondyke Strawberry.

Shade and Ornamental Trees

Aside from the satisfaction and comfort you will derive from properly planted and properly shaded grounds, do you realize that as an investment there is nothing that returns such dividends as the beautifying of the grounds around your home? Real estate men all over the country agree that a place properly plant with trees and shrubs will, other things being equal, always find the quickest sale. Thousands of instances are on record where the investment by the owner of even less than ten dollars in the ornamentation of his premises has resulted in the sale of the property at an advance of several hundred dollars.

Get the tree-planting habit, whether you buy your trees from us or our neighbor nurserymen, or go to the forest and dig your shade trees. It is a healthful, sane, delightful experience to take up the study of trees and plants and become acquainted with them, work among them, and get on good terms with them. Give some real thought to the planning of your ornamental



A Corner of Foundation Planting Around One of the Chase Homes.

planting; do not make your place look like a nursery, with a shade tree here and next in line an evergreen, and beyond a shrub "straight up and down and square across;" but leave open spaces, massing the shrubbery against the foundation of the house, perhaps, or in group-plantings, and so locate the shade trees that you do not shut out a pleasing view. Unquestionably nursery-grown shade trees are much superior to forest trees; they have more and finer roots, having been transplanted at least once, often two to four times in the nursery. The same sized trees, grown in the forest never having been transplanted, will have but two or three coarse, woody roots, and is almost certain to die when moved. If by careful nursing it lives, it will not grow off vigorously, as it must make its fibrous roots or feeders after transplanting.

The prices we name are for well-shaped, strongly-rooted trees. The average height, varying with different varieties, is about 8 feet, unless otherwise noted. We can also furnish extra large specimens of most of the varieties catalogued and invite correspondence about such stock, also on quantity orders for street planting, etc.

Catalpa Bungei. A dwarf-growing variety which is top-worked on the Speciosa, 4 to 6 feet above ground, forming a dense round-headed bush, resembling the standard bay tree. 5 to 6 feet, 2-year heads, \$2.00 each.

DOGWOOD, White-flowering (Cornus Florida). One of our beautiful native trees; now being used more and more by landscape architects. Should be in every planting. 3 to 4 feet, 75c each; 4 to 5 feet, \$1.25 each.

Dogwood, Red-flowering (C. florida rubra). A beautiful new pink-red flowering Dogwood that is hardy from Maine to Florida. Valuable as single specimens or in mass plantings. Size and habit of growth same as the other Dogwoods. 2 to 3 feet, \$1.00 each; 3 to 4 feet, \$1.50 each.

ELM, American White. Large, stately trees with long, generally arching branches. Should be planted where there is ample moisture and in such situations is desirable for the South. \$1.00 each.



American Elm.



Catalpa Bungei at Chase Station.



Chinese Umbrella Tree.

TULIP TREE. One of the grandest native trees, and not fully appreciated in the South. Rather difficult to transplant. Should be severely pruned before setting and care taken to prevent roots from drying out. Well worth a little extra care. \$1.00 each.

UMBRELLA CHINA (Chinese Umbrella Tree). A rapid-growing, umbrella-shaped tree of beautiful proportions. Perfectly hardy throughout the South. It is not a very long-lived tree, but while growing is a splendid sight and gives most grateful shade even the first year. 3 to 4 feet. 75c each.

SHADE TREES—Continued.

JUDAS TREE or Red Bud (*Cercis canadensis*). One of the smaller trees, especially good for massing with Dogwoods, also for groups and for screens. It carries a solid mass of deep pink bloom in the early spring. 5 to 6 feet. \$1.00 each.

MAGNOLIA grandiflora (Southern Magnolia). See Broad-leaved Evergreens.

MAPLE, Sugar. Its fine, clean, pyramidal growth and foliage make it very desirable. Valuable for its wood as well as its sugar production. One of the finest shade trees. A very popular American tree. Used extensively to good advantage for street and avenue planting. \$1.50 each.

Maple, Silver. The most rapid-growing of the Maples, a habit which, combined with size, form, grace and beauty, gives it great value. The foliage is light green, silvery white on the under side. It is a very graceful tree, perfectly hardy, and is valuable for street planting where quick results are desired. Holds its foliage well into autumn. We have an exceptionally large stock of this variety which we offer in several sizes. 6 to 8 feet, 75c each; 8 to 10 feet, \$1.00 each; 10 to 12 feet, \$1.50 each.

MULBERRY, Tea's Weeping. A creeping variety of the Russian type, which is top-worked on straight stems, 4 to 6 feet high, and ever after seeks the ground, forming a perfect umbrella-shaped head. The only weeping tree we have found adapted to this climate. Is very desirable for cemetery planting. 4 to 6 feet high. 2-year heads, \$2.50.

OAK, Pin. A shapely and symmetrical tree with drooping branches: One of the fastest growing oaks. \$1.50 each.

Oak, Willow (*Quercus Phellos*). Leaves long and narrow; conical round-topped head; attains 50 to 80 feet. A beautiful hardy tree with handsome foliage. Prefers moist location. \$1.50 each.

POPLAR, Lombardy. A well known variety, remarkable for its tall, spire-like form and erect, rapid growth. Grows to the height of 100 to 150 feet. \$1.00 each.



A Block of Silver Maples at Chase.

"It Pays to be Decent"

Highlands, N. C. Oct. 7, 1921
 "The evergreens you sent me are all doing well and my new garden was a great success and visited by many admiring friends this summer."

Montgomery, Ala. Jan. 9, 1922.
 "I have only lost three trees of the 1,000 I purchased from you last Spring a year ago. Also 112 of the 125 Apple trees I purchased from you are living."

Hartsville, S. C. Dec. 14, 1921.
 "The trees have all come in both shipments, and we never have before bought as pretty trees and so well rooted and packed so nicely."

Castle Hayne, N. C. Feb. 1st., 1922.
 "Two years ago I purchased from you 500 Apple trees and am proud to state that we have 499 of them growing today. Can you beat that?"



Panoramic View of Chase Nursery

Coniferous Evergreens

Under this heading we group the Cone-bearing Evergreens, all of which, together with the Broad-leaved Evergreens described under that heading, are in ever increasing demand for permanent landscape plantings throughout the entire South.

All our Evergreens have been frequently moved in the nursery rows, some as many as three or four times. This moving process gives us a plant with a mass of fine fibrous roots, and if ordinary care is used in transplanting, every one should live. Each plant is lifted separately with a ball of earth, and the roots, with ball, carefully wrapped in burlap.

This is the only safe way to handle Coniferous Evergreens. The weight of the balled plants is considerable, from 30 to 150 lbs, each, owing to class and size. Shipments of balled evergreens, therefore, should go by freight if possible, as often the express charges will amount to as much as the invoice. We can ship by freight with perfect safety, even though a month or more in transit.

NOTE—We invite correspondence regarding larger sizes of Conifers than offered herein as we have a limited stock of some varieties.

ARBOR-VITAE, Chinese (*Biota orientalis*).

Pyramidal in form and compact in habit; strong grower; foliage deep green in summer, changing to light bronze in winter. 2 to 3 feet, \$1.50 each; 3 to 4 feet, \$2.00 each.

Pyramidal Golden (*B. Elegantissima*, or *Rolinson's Golden*). Distinct pyramidal form with soft feathery foliage of a decided golden tint. Attains a height of 20 to 30 feet with spread at base of 8 to 10 feet. 3 to 4 feet, \$5.00 each.

Dwarf Golden (*B. aurea nana*). Very dwarf, compact, cone-shaped plants; bright golden green foliage, admirably suited for small gardens, cemetery lots and for window boxes and tubs. 12 to 18 inch. \$2.00 each; 18 to 24 inches, \$3.00 each.

Compact (*Biota compacta*). A broad cone-shaped form of Oriental Arbor-Vitae, with bright green foliage. Attains a height of 5 to 6 feet. 18 to 24 inches, \$2.00 each; 2 to 3 feet, \$2.50 each.



Block of Irish Juniper at Chase.

Pyramidalis (*Thuja Pyramidalis*). The American type of pyramidal Arbor-Vitae growing in a close, compact pyramidal form. 2 to 3 feet, \$2.00 each.

Rosedale (*B. Rosedale*). Broad, cone-shaped, with blue-green foliage of very fine texture. Attains a height of 3 to 4 feet, but often becomes one-sided or irregular in shape after three or four years. 30 to 36 inches, \$3.50 each.

CEDAR, Himalayan (*Cedrus deodara*). A broad-growing pyramidal tree to 30 feet in height. Of rapid growth with wide-spreading, drooping branches. Foliage beautiful bluish green. 24 to 30 inches, \$3.00 each; 30 to 36 inches, \$4.00 each.

Blue Virginia Cedar (*Juniperus virginiana glauca*). Silvery blue foliage of rapid growth; pyramidal form; distinctive and very desirable. Grows to a height of 20 to 30 feet. 4 to 5 feet, \$7.50 each.

JUNIPERUS Pfitzeriana. Fine feathery foliage; distinct habit of growth, not of the upright, compact type but spreading and graceful. Very valuable in landscape planting. 18 to 24 inches, \$2.50 each.

Irish Juniper (*Juniperus hibernica*). Of erect, dense, pillar-like growth. Largely used in formal plantings. 2 to 3 feet, \$1.25 each; 3 to 4 feet, \$1.50 each; 4 to 5 feet, \$2.00 each.

Juniperus Stricta (*excelsa stricta*). Very desirable in formal plantings; grayish green foliage; will retain its low "bunchy" effect for several years. 18 to 24 inches, \$2.50 each.

CYPRESS, Lawson's (*Cupressus Lawsoniana*). Variable, from broad to slender pyramidal form; rich shades of green foliage in fern-like expansion. Attains a height of 10 to 20 feet. Should be planted on deep, moist, but well-drained soil. 30 to 36 inches, \$4.00; 3 to 4 feet, \$5.00 each.

HEMLOCK, American (*Tsuga canadensis*). Desirable north of Birmingham. A tall, graceful tree. Prefers deep, well-drained soil. 30 to 36 inches, \$3.50 each.

RETINISPORA plumosa aurea (*Golden-plumed Cypress*). One of the hardiest and most desirable; retains its golden foliage continuously. 18 to 24 inches, \$2.00 each; 2 to 3 feet, \$3.00 each; 3 to 4 feet, \$4.00 each.

SPRUCE, Norway (*Picea excelsa*). Pyramidal habit. Very popular. Makes a fine specimen or lawn tree and is widely used in windbreaks. 2 to 3 feet, \$1.50 each.



Grounds from Top of Packing House.

Broad-leaved Evergreens

The ever increasing demand for this type of evergreens shows how highly they are regarded for landscape work. Around foundations and for mass plantings they are particularly desirable. Our sales of *Abelia* for this work are constantly increasing.

Broad-leaved Evergreens when appropriately used in the various situations to which their varied forms are suited, add beauty and attractiveness to all architectural forms and outlines, or when planted in groups or masses, or as single specimens, they give rich, soft tones that lend a feeling of freedom and lightness to groups or formal plants that otherwise appear stiff and unbending.

A most beautiful effect can be secured on small city lots by planting a continuous border of shrubbery along the sides of the house. Such kinds should be chosen as will not by their final height obstruct views from porches or windows. Evergreen, flowering and deciduous shrubs combined make a pleasing effect.

ABELIA grandiflora. See color insert. One of the most beautiful and satisfactory plants of this broad-leaved type. The foliage is dark green and glossy, with a pronounced tinge of red in the young branches; a very graceful plant, covered with white flowers, tinged with pink, from May until frost. These flowers resemble a lily in having a deep, slender throat and are about an inch in length. While not a new plant, it is comparatively recently that its great value has been recognized in landscape work. By pinching-in the ends of the strong shoots during the summer, a compact, dense plant can be made, with glossy leaves all winter. **2-year, well developed plants, 75c each; \$6.50 per 10. 1-year, well rooted plants, 40c each; \$3.50 per 10; \$25.00 per 100.** (For price on 1-year plants in quantity for hedging or massing see "Hedge Plants" page 22).

BOXWOOD, Bush Form (*Buxus sempervirens*). Tree Box, natural bushes not sheared. This is the form of Boxwood from which the formal shapes—pyramidal, globe, ball, etc.—are made by frequent shearing. **15 to 18 in., balled, \$1.50 each.**

Boxwood, Dwarf (*Buxus suffruticosa*). For edging purposes. See "Hedge Plants" page 23.



Abelia Used Around Foundation of a Chase Home.

CAPE JASMINE (*Gardenia*). A very popular evergreen shrub in the lower South. Not satisfactory this far north in that it is almost always injured by our North Alabama winters. Bright, glossy foliage with large, fragrant white flowers, which are produced freely from the middle of May until fall. **Strong, 2-year, field-grown, \$1.00 each.**

EUONYMUS radicans. An evergreen climber which can be used in window boxes to good advantage; good for under-planting or ground covering in shady places; a low-trailing habit of growth with small, rich green foliage. **2-year. 50c each.**

japonica. A handsome evergreen shrub; upright, compact, dark green, glossy foliage. Attains a height of 6 to 10 feet but can be trimmed at any time and to any form and height desired. **18 to 24 in., \$1.00 each.**

Sieboldi. Holds its fine green foliage nearly through the winter here. An upright, well filled shrub with good spread. A desirable plant for massing. **2-year, 2 to 3 feet, field-grown, \$1.00 each.**

vegetus (Evergreen Bittersweet). Destined to become the most popular of evergreen climbing plants. For the beautifying of old tree trunks, stumps, garden walls, etc., it has no equal. Its foliage is unaffected by weather conditions. It absolutely holds its beautiful color at all times, winter or summer. Bears a profusion of red berries in fall and winter. **2-year, 75c each.**

LIGUSTRUM japonicum (Japan Privet). Very handsome evergreen with dark, rich foliage. Will attain height of 10 feet or more or can be trimmed each spring and held down. Makes a fine background plant in massing and foundation work. **2-year plants, 50c each.**

Nepalense (Nepaul's Privet). Not as upright in growth as *Ligustrum japonicum*, therefore, desirable to use in connection with same for foundation plantings and massing. Fine dark green foliage. **2 to 3 feet, \$2.00 each.**

MAGNOLIA grandiflora (Southern Evergreen Magnolia). The pride of Dixie. Leaves are evergreen, thick and firm; flowers 6 to 8 inches across, pure waxy white, heavily fragrant. We defoliate before digging to get best results in transplanting. **3 to 4 feet, \$1.50 each; 4 to 5 feet, \$2.00 each; 5 to 6 feet, \$3.00 each.**



Block of 2-Year Abelia at Chase. Plants are Spaced Far Apart to Allow Full Development.



The Finishing Touch of this Beautiful Home is the Foundation Planting of Shrubs.

Ornamental Deciduous Shrubs

All plants are at least two years old, field grown, vigorous, strong and well developed. Do not confound this class of stock with pot grown or under-sized plants. The height will vary from 18 inches to 3 feet, depending on the habit of growth.

ALTHEA (Rose of Sharon). Among the most desirable shrubs for southern planting. Flowers in late summer when few other shrubs are in bloom. The following six varieties cover the range of colors nicely and give both double and single bloom. 50c each: **\$4.00 per 10.**

Admiral Dewey. Double white.

Anemonaeflorus. Double red.

Ardens. Double purple.

Paeniflorus. Double pink.

Snowdrift. Single white.

Souvenir Chas. Breton. Single purple.

BARBERRY Thunbergii (Thunberg's Japanese). A graceful, well-filled shrub of dwarf habit; leaves small, bright green, changing in autumn to various shades of orange and red; berries bright red and hold throughout the winter. One of the very best plants for massing and for use in borders; makes a magnificent hedge. 50c each: **\$4.00 per 10.**

(For price on a lighter grade, suitable for hedges, etc., see "Hedge Plants" page 23.)

BUTTERFLY BUSH (*Buddleia variabilis*). Called Butterfly Bush because it attracts butterflies in large numbers. A quick-growing, soft-wooded plant, bearing tapering panicles of lilac-colored flowers in great profusion, and blooming late in the summer and fall. Holds its bloom until frost; dies to the ground each winter; very popular. 50c each; **\$4.00 per 10.**

CALYCANTHUS (Sweet Shrub). Produces a rare chocolate-colored flower with a peculiar agreeable odor; fragrant wood; rich foliage; blooms early. 50c each; **\$4.00 per 10.**

CORAL BERRY (*Symphoricarpos vulgaris*). A small shrub attaining a height of 3 to 4 feet. Graceful, arching habit of growth; produces red berries in profusion in the early autumn. 35c each; **\$3.00 per 10.**

CREPE MYRTLE, Pink. A real southern plant, not hardy north of Baltimore, but should be in every yard in Dixie. Our northern friends go wild over this magnificent plant with its profusion of bloom and lustrous green foliage. It will attract attention in any landscape. 75c each; **\$6.00 per 10.**

Red. Same as above, except that its color is a distinct red. 75c each; **\$6.00 per 10.**

White. One of the most desirable white-blooming shrubs. Foliage and habit of growth almost identical with the two preceding. 75c each; **\$6.00 per 10.**

DEUTZIA, Pride of Rochester. Blooms profusely; large, double, white flowers tinted slightly with rose on under side of petals. 35c each; **\$3.00 per 10.**



An Effective Planting to Screen Unightly Buildings in Rear of a Chase Home.



Hydrangeas at Chase.

SHRUBS—Continued.

EXOCHORDA grandiflora (Pearl Bush). A large-growing, spreading form shrub, attaining a height of 8 to 10 feet. Its pure white flowers are produced in abundance in the early spring. Always finds a place in a border or mass planting of shrubbery. 75c each; \$6.00 per 10.

FORSYTHIA (Golden Bell). The earliest blooming of all shrubs. Plants are a mass of golden bloom before the leaves begin to grow. We can furnish both the upright and drooping forms, as follows:

Fortunei (Upright Golden Bell). Attains a height of 8 to 10 feet. 50c each; \$4.00 per 10.

Suspensa (Drooping Golden Bell). Long, slender, drooping branches; attains a height of 6 to 10 feet. 50c each; \$4.00 per 10.

HONEYSUCKLE. This is an extensive genus of upright and climbing shrubs. They are free bloomers and of easiest culture. Many of them make admirable hedge plants and are being more and more used for that purpose. We offer the best three varieties of the bush form of Honeysuckle for southern planting.

Honeysuckle, fragrantissima. Bright green foliage, almost an evergreen here. A large, spreading shrub with sweet, creamy white flowers in January and February; often called "Christmas Honeysuckle". If planted in groups, makes a dense, heavy growth; a grand shrub.

Honeysuckle, Red Tartarian. A shrub of medium growth; upright or spreading branches; leaves bright green. Flowers in the late spring, pink, followed by crimson fruit.

Honeysuckle, White Tartarian. Similar to Red Tartarian, except that its blooms are white.

The three preceding bush Honeysuckles, 50c each; \$4.00 per 10.

HYDRANGEA arborescens grandiflora (Hills of Snow). This plant, of recent introduction, is a very valuable acquisition. Begins to bloom a full month earlier than

H. paniculata grandiflora, and lasts almost the entire summer. The blooms are very large, pure white. Perfectly hardy. 75c each; \$6.00 per 10.

Hydrangea paniculata grandiflora. Flowers are pure white, in large pyramidal bunches; a strong growing shrub, very attractive and showy. Blooms latter part of July and lasts for several weeks. 75c each; \$6.00 per 10.



Looking Over Some Young Shrubs at Chase.

Hydrangea, Oak-leaved (*Quercifolia*). A large shrub growing 4 to 6 feet in height; likes partial shade and plenty of moisture. Dark green foliage resembling oak leaves; creamy white flowers in large panicles; one of our native southern shrubs. \$1.00 each; \$8.00 per 10.

HYPERICUM Moserianum (Gold Flower, or St. John's Wort). A hardy small shrub with compact branches; foliage dark lustrous green, oblong; flowers bright yellow. Foliage persists well into the winter. Rarely ever attains a height of over 2 feet. 50c each; \$4.00 per 10.

LILAC, Purple. The old-fashioned Lilac, bearing its fragrant violet-purple spikes; makes a large shrub. This is the oldest and best known type of the Lilac. From it have sprung the most of the hybrids and seedling varieties which have made the Lilacs, as a class, one of our most popular modern shrubs.



Cultivators in the Shrubs at Chase.

CHASE'S "ALABAMA GROWN" NURSERY STOCK

SHRUBS—Continued

Lilac, White. Much like Purple, except that it does not grow as rapidly nor make as large a shrub, and that its bloom is a waxy white; fragrant.

Prices on either of above Lilacs, 50c each; \$4.00 per 10.

Lilac, Persian. Single purple or pale lilac flowers; small leaves and slender branches; blooms in late spring; a graceful shrub. 75c each; \$6.00 per 10.

ROSE OF SHARON. See Althea.

SNOWBALL, Common (*Viburnum Opulus sterile*). A favorite well known shrub; of upright growth and medium size. Produces globular clusters of white flowers in early spring. 50c each; \$4.00 per 10.

Snowball, Japan (*V. plicatum*). Beautiful distinct foliage; pure white flowers are borne in clusters 3 to 4 inches across. An improvement over the Common Snowball in foliage and habit of growth. 75c each; \$6.00 per 10.

SNOWBERRY (*Symphoricarpos racemosus*). Slender, arching branches; flowers pure white, followed by snow-white berries, which persist into the winter. Attains a height of 3 to 5 feet. 50c each; \$4.00 per 10.



Spirea Van Houttei.

SYRINGA (*Philadelphus* or Mock Orange). These old fashioned shrubs are great favorites for massing for back grounds or screens as well as for single specimens. Attains a height of 7 to 10 feet; bloom is white and set in great profusion. 50c each; \$4.00 per 10.

TAMARIX pentandra. The best of the Tamarisk family; begins to bloom in early May and under favorable conditions continues throughout the summer. Foliage is a bright green; flowers carmine-pink. 50c each; \$4.00 per 10.

WEIGELA. Hardy, free-flowering shrub of spreading habit, thriving best in moist soil; among the showiest of all shrubs.

Eva Rathke. Flowers deep red; free bloomer, and one of the most persistent. 75c each; \$6.00 per 10.

Rosea. Flowers light pink; rather a compact grower; very free bloomer. 50c each; \$4.00 per 10.



Spirea Anthony Waterer at Chase.

SPIREA, Anthony Waterer. One of the most valuable of the *Spirea* family. A distinct crimson bloom which continues throughout the summer. Of dwarf, compact or rather bunchy growth. 75c each; \$6.00 per 10.

Spirea, Thunberg's (*S. Thunbergii*). Snow Garland. A dense, small shrub of graceful habit, with bright green feathery foliage; white bloom in early spring; attains a height of 3 to 4 feet with a spread nearly as great. 75c each; \$6.00 per 10.

Spirea, Van Houtte's (*S. Van Houttei*). Bridal Wreath. There are more plants used of this variety than all other *spireas* put together. Its single white flowers are borne in great profusion in the early spring; used for massing in all landscape work. 35c each; \$3.00 per 10.



Syringa - Philadelphus or Mock Orange.

Hedge Plants

The old boundary line fences are rapidly disappearing from the towns and cities all over the land and neat hedges are taking their place.

Prices named are for thrifty, well-developed plants about 18 inches high unless otherwise noted.

JUST HOW TO PLANT YOUR HEDGE

Open a trench about 18 inches wide and same in depth. Pile the rich, or top soil, on one side and the bottom soil on the other. Fill in the top soil in bottom of trench, and if your soil is naturally poor mix well-rotted stable manure, rich dirt from the garden or leaf mould from the forest with the top soil. Fill in trench a little over half full with this rich soil and leave it well pulverized and in good shape for the new rootlets to take hold quickly. Never use green or fresh manure. Set the plants 12 inches apart in a straight line. (Figure on 101 plants to each 100 running feet of hedge). Use the bottom soil for filling in around the roots, working it in carefully with the hands. Do not allow this soil to go into the trench in big coarse lumps, but see that it is well pulverized. When filling in firm the dirt well about the roots with the hands and see that the roots are spread out in a natural position, not crowded and jammed together. When about two-thirds filled, firm well by tramping. Then fill level with the ground line and again tramp. Then add enough loose soil to make trench even with ground surface. Next apply a mulching of well-rotted manure, rich dirt, leaf mould or litter, covering full width of trench. The rain will leach this mulching down into the soil, where the roots need it. After planting cut back to within six inches of the ground. This will force the plants to throw

out side branches and will give you a dense hedge from the ground.

Privet is most largely used for hedging. It can be sheared or trimmed at any time and in any shape desired. Barberry requires very little trimming. Abelia should be trimmed back the first year several times in order to make the plants bushy at the ground. Let it go after the second season's growth.

Spirea should be trimmed after it has bloomed, cutting out as much of the old wood as you want to. The new wood furnishes the bloom next year.

Althea requires no trimming other than shaping the plants to suit by taking off a branch here and there and trimming in others that may have gone out of bounds.

All of these plants must be cut back to six inches after planting to secure best results.



Privet Hedge on Property Line, with Hydrangea in Foreground.



Barberry Thunbergii at Chase.

ABELIA grandiflora. For description see page 18. This plant makes a wonderful hedge when well established, which will require two years. It should not be used if a formal effect is wanted, as it should not be trimmed closely but allowed to spread at the ground. It will cover about five feet in width. Keep the strong shoots pinched back to about 8 inches the first season in order to force a bushy growth at ground line. **1-year, well-rooted plants about 12 inches in height, \$25.00 per 100. (Not less than 25 plants at the hundred rate).**

ALTHEA. For description see page 19. Where a heavy, tall-growing hedge is desired, this plant is admirably suited to the purpose. **1-year plants, 12 to 18 inches, \$15.00 per 100.**

Greenville, Ala., Nov. 6, 1921.—
"I am enclosing an order for more shrubs and hope to receive them in as good condition and as prompt as all of my previous orders to you. We were very much pleased with our shrubs from your nursery last year."

Courtland, Ala., Nov. 9, 1921.—
"Ten years ago I sent you an order which was filled most satisfactorily. The trees and shrubs all are still living and flourishing."



Privet Hedge on Street Line and, Though in Half Shade, is Well Filled and Very Effective.

CHASE'S "ALABAMA GROWN" NURSERY STOCK

HEDGE PLANTS—Continued.

BARBERRY, Thunberg's (Japanese Barberrry). For description see page 19. One of the most popular hedge plants for years throughout the North and East and just now coming into its own in the middle South. Right at home here in North Alabama. Planted 12 inches apart it makes a dense, low hedge of great beauty. Requires very little pruning. Fine for borders or planting along walks or drives. **8 to 12 inch plants, \$20.00 per 100.**

BOX, Dwarf. This little plant is now largely used for edging in formal gardens, around bedded evergreens, etc. Because of its slow growth it is now rarely ever used as a hedge plant. **2-year, 4 to 6 inches, \$15.00 per 100.**

SPIREA, Van Houttei. For description see page 21. Much used for hedges or breaks, or where a mass of good foliage all summer and a solid sheet of white bloom in the early spring is desired. After the blooming period the old wood should be cut away to stimulate the growth of new wood on which the bloom is produced the next season. **Stocky, well-rooted plants, 12 to 18 inches, \$15.00 per 100.**



Block of California Privet at Chase.

PRIVET, Amoor River. The best of the Privets for planting in the South. This type retains its bright green foliage almost all winter here in North Alabama, the new leaves forcing the old ones to drop in the spring. The hedge around our office building is of this plant. Can be sheared at any time and into any shape desired. Of very rapid growth and will grow satisfactorily over a wide range of soils and situations. **Well-branched, strong plants, \$7.00 per 100.**

Privet, California. Very popular in the North and East, and planted all through the South, but in our opinion not as desirable as the Amoor River, because it often loses its foliage early in the winter. **Well-branched plants, \$5.00 per 100.**

Bovina, Miss., Dec. 14, 1921.—"The trees arrived in excellent condition, thanks for your promptness and also many thanks for the extras."

Crichton, Ala., Dec. 9, 1921.—"Mulberry trees ordered from you received two weeks ago are already 'shooting' the green. Strawberry plants also received and growing fine."

Scottsboro, Ala., Nov. 26, 1921.—"The plants arrived on time and in fine condition. They were packed so nicely. Accept my thanks for the extras."

Macon, Ga., Nov. 18, 1921.—"The plants were received in perfect condition. Thank you for the extras which you sent."

Guntersville, Ala., Dec. 18, 1921.—"The trees received and we found them in excellent condition."

Greenville, Ala., Mar. 15, 1922.—"We received the Cedrus Deodara several days ago. It is a lovely tree."



Amoor River Privet Hedge Bordering Driveway.

Vines

Climbing, Clinging, Creeping and Trailing

Indispensable in good landscape work, particularly in the treatment of dead wall spaces, rocks, pergolas, etc.

Hardy vines practically take care of themselves after once established and are much more desirable and less trouble than annual or tender varieties. Without climbing vines many beautiful homes would present a sad and unprotected picture during our hot summers. In addition to the attractiveness they also give the home that appearance of exclusiveness that cannot be had in any other way.

AMPELOPSIS Veitchii (Boston Ivy). Leaves overlap, forming a solid front of green; has feet like a fly and needs no support. Of rapid growth and clings with tenacity; changes to rich scarlet-crimson in autumn. 2-year roots, 40c each; \$3.00 per 10.

Quinquefolia (Virginia Creeper). Of strong and rapid growth; requires no support; adapted for covering tree trunks or walls. 2-year roots, 40c each; \$3.00 per 10.

HONEYSUCKLE, Hall's Japan. A strong-growing Honeysuckle that is almost an evergreen. Its abundant flowers are white, changing to yellow; very fragrant.

Scarlet Trumpet. Its trumpet-shaped flowers are bright scarlet, not fragrant; particularly desirable for use on porches.

Prices of above two Honeysuckles, 2-year plants, 40c each; \$3.00 per 10.



Ampelopsis Veitchii—Boston Ivy.

EUONYMUS radicans. See page 18.

Vegetus (Evergreen Bittersweet). See page 18.

KUDZU VINE. A strong-growing vine with large leaves rather openly spaced and on long leaf stems. Will make a growth of 40 to 60 feet in one season and sends out many stems from one root. North of Washington it kills back to the ground each winter; a valuable forage plant. 40c each; \$3.00 per 10.

WISTARIA, Chinese White, and Chinese Purple. Well adapted for porches, arbors, etc., but must be provided with something to cling to, or rather to wind around. Produce their flowers in dense, drooping clusters. 7 to 12 inches long. Plants grown from seed are often disappointing because they fail to bloom. Our stock is grafted from blooming wood. 2-year plants, 75c each; \$6.00 per 10.

Twenty-four



Clematis Paniculata.

CLEMATIS. This family of climbing vines is very popular, and deservedly so. For veranda and pergola planting they are especially desirable. Must be provided with a lattice or support of some kind; narrow woven-wire fencing is the cheapest and best thing to use in many locations. Plant in a good, rich soil, and mulch them each fall.

Henryi. Creamy white; very large bloom; strong grower and blooms quite heavily.

Jackmannii. Deep velvety purple, large; free in growth and bloom; one of the most popular.

Mad. Edouard Andre. Violet-red; large blossom; strong and free bloomer.

Prices of the 3 preceding varieties, 2-year plants, 75c each; \$6.00 for 10.

Clematis paniculata. From Japan; the flowers are produced star-shaped, single flowers; in enormous quantity; white, hardy and very desirable. 2-yr. plants, 40c each; \$3.00 per 10.



Chinese Purple Wistaria.

Rose Bushes

On Their Own Roots, 2 Years Old, Field Grown.

All our Roses are 2 years old, field grown, and have bloomed in the nursery one season. They are all on their own roots except Marechal Niel, which is budded or grafted as this variety does not propagate readily on its own roots. We are strong in our preference for own root Roses over budded plants. With our long growing season in the South, the wild stock on which Roses are budded or grafted have a strong tendency to send out suckers below the union of bud and stock. These suckers, unless watched and cut back, will outgrow and kill the budded variety. Furthermore, in case of accident damaging the top so that it must be cut back to the ground, the budded Rose is "done for", while, if on its own roots, the new growth or shoots from below the ground, coming from the true variety, will still make a good Rose bush.

Do not confuse these nursery plants grown in the open air with small greenhouse stock. A Rose does not bloom on old wood; hence the stronger growth of new wood each year the more bloom you will get. Usually the planter of Rose bushes does not cut them back sufficiently. After planting, each branch should be cut back, leaving the plant with two or three canes or branches, each with four to six eyes or buds. This cutting-back process should be carried out every year except in the case of climbers, which require very little pruning. Be sure, however, that you prune severely all other Roses. The best time for this pruning process is in January or February, just before the sap begins to start.

All varieties marked "T." (Teas) and "H. T." (Hybrid Teas) are the tender, everblooming sorts, and these varieties, if planted in the fall, should be well protected through the first winter. It is best to plant them in the spring from February 15 to March 10. Varieties indicated by "H. P." (Hybrid Perpetual) are hardy but not constant bloomers.

PRICES. Except where noted, 60c each; \$5.50 per 10; \$50.00 per 100. (50 at the 100 rate).



Dorothy Perkins Over Station Sign at Chase.



A Field of Roses at Chase.

Antoine Revoire. H. T. Creamy-white with fine pink tint. Full and double with extra large petals.

Baby Rambler. A dwarf Crimson Rambler that is perfectly hardy and that produces small blooms, much like the old Crimson Rambler, continuously from early June until frost. Much used for inter-planting in landscape work where a touch of color is desired.

Betty. H. T. Large copper colored bloom overspread with golden yellow. Very fragrant; strong grower.

Climbing American Beauty. New. Same color, size and fragrance as American Beauty, but a climber. Sets a mass of bloom in the early summer and an occasional bloom during the late summer and fall. For outdoor culture we prefer it to the old American Beauty.

Columbia. H. T. True pink, of unusual size. New.

Crimson Rambler. See Excelsa.

Dorothy Perkins. A strong climber with exquisite shell-pink flowers; often makes shoots 30 feet or more in length in one season. Mildew does not affect its foliage.

Dr. Van Fleet. Climber. Of the Wichuraiana or Memorial family. Flowers very large, delicate flesh pink shading to rosy-flesh in center.

Etoile de France. H. T. One of the very best red-crimson varieties; very fragrant; flowers are large and borne on good stiff stems.

Excelsa. Climber. Color same as Crimson Rambler and preferred by many. Fine, healthy foliage. Flowers very double. Intense crimson-maroon, tops of petals tinged with scarlet. Often called Red Dorothy Perkins.



Paul Neyron Rose.

CHASE NURSERY COMPANY, CHASE, ALABAMA

ROSES—Continued.

Frau Karl Druschki. H. P. White American Beauty, or Snow Queen. A very strong grower. A clear white, unusually large bloom, regarded by many rose lovers as the best snow-white Rose introduced.

George Ahrends. H. P. Clear, brilliant pink. Fine in bud and flower.

Gross an Teplitz. Climber. A wonderful Rose from China. Rich, brilliant crimson; one of the freest bloomers. Stands by itself; distinct among all red Roses.

Jonkheer J. L. Mock. H. T. Bright cherry red with inside petals silvery white.

Killarney, Pink. H. T. An exquisite shade of deep sea-shell pink; large in bud and flower; a great favorite.

Killarney, White. H. T. Pure white, fine form, long bud.

La France. H. T. Known the world over. Bright silvery-pink.

Laurent Carle. H. T. Great bloomer, deep rosy-carmine.

Madame Caroline Testout. H. T. Clear, satiny pink, large flowers and extremely showy. For years it has been a great favorite on the Pacific Coast and is now known all over the East and South and is in great demand.

Mme. J. Guillemot. H. T. Deep saffron-yellow. Strong, upright grower.

Mme. Pernet Ducher. H. T. A good yellow, sometimes called Yellow President Carnot.

Maman Cochet. T. Light pink, outer petals splashed with bright rose; one of the finest pinks and one of the hardiest Teas; a strong grower.

Marechal Niel. Known the world over as the best everblooming yellow climber. Perfect in bud and flower. This variety is usually budded or grafted; if "suckers" or shoots appear below the union of bud and stock, cut them away. Strong plants, \$1.00 each.

Paul Neyron. H. P. Deep pink; immense size; the largest rose in cultivation and one of the strongest growing Hybrid Perpetuals.

Radiance. H. T. Brilliant rosy carmine. Fine in form and flower. Large bloom; petals are cupped. Very fragrant.

Red Radiance. H. T. Sets its very large crimson-scarlet blooms on strong heavy canes. Growing in favor every season.

Rosa Rugosa Rubra. This is almost indispensable in landscape planting. Foliage dark, lustrous green, decidedly wrinkled. Makes a fine group or mass planting. Flowers, in terminal clusters, are single and about 3 inches across. Upright growth to about six feet.



In the Cochet Roses at Chase.



White Cochet Rose.

Reine Marie Henriette. Climber. Free blooming, brilliant crimson. A fitting companion for Marechal Niel.

Sunburst. H. T. New. All visitors at Chase delighted with it. A striking yellow rose with long pointed buds which, if cut before they begin to open, will carry well and keep unusually long. The color is orange-copper or golden-orange. The yellowest of all the yellow roses in the everblooming class.

Tausendschoen. Thousand Beauties. A hardy, strong climber; colors of all shades from white to deep pink; good foliage.

Ulrich Brunner. H. P. Cherry-red, large and fine. Often called hardy American Beauty.

Wm. R. Smith. H. T. Creamy-white with shadings of pink. A cross between Maman Cochet and Kaiserin. One of the freest bloomers; beautiful in form and color.

White Cochet. T. A twin sister to Maman Cochet, except that its color is creamy-white, faintly tinged with blush. Should be planted by every rose lover.



Looking Over Brunners and Druschkis at Chase.

Peonies

The Peony is a perennial that commends itself to you for many reasons. The blooms are beautiful and in their numerous tints of white, pink, and red are a ceaseless delight to the lovers of flowers. The size of both plant and flower makes it a valuable selection for the garden architect. The lasting fragrance of the blooms makes the peony an ideal cut flower. The foliage stays fresh throughout the summer and retains its unusual brilliancy until late in the fall.

The improved Peonies are perhaps the most popular plants in the entire list of Hardy perennials. We offer the best three varieties in three colors.

The Peony, once established, will last for years, increasing in size and bloom. If possible, plant in a location not fully exposed to the long, hot afternoon sun; an eastern or northern exposure is preferable. Soil should be rich and deep. Be careful to plant shallow, not more



Peonies.

than 2 inches of soil on top of the crowns or eyes. Best time to plant is in December or January.

Late spring frosts often nip this early-blooming plant. Protect with papers, old blankets, or something of the kind, just as you do chrysanthemums in the fall. If you want results, plant only the named varieties.

In Peonies we have selected one each of White, Pink, and Red that are, we think, best adapted to the South generally.

Festiva Maxima. Extra large, pure white flecked with crimson. Strong, vigorous grower. The best white without doubt.

La Esperance. An early blooming fine clear pink of good size.

Vulcan. A little later in bloom than the others; bright rosy red.

PRICES—All Peonies. Each, 50c; per 10, \$4.00.



Iris.

Iris

The Iris or Flag is of easy cultivation. They like the sun and thrive best in a rich loam with plenty of moisture. The clumps will increase in size from year to year, and if a mulching of well-rotted stable manure is applied each fall, it will repay you in number and size of blooms the following spring.

Black Prince. Strong grower; large bloom of rich, royal purple, very showy.

Queen of May. A fine pink.

Shakespeare. Straw yellow standards veined with burnt amber. Matured bloom deep carmine-violet.

PRICES—All Iris. Each, 35c; per 10, \$2.50.

Yucca (Adam's Needle or Bear Grass)

A peculiar plant, in that its stiff, heavy foliage is evergreen, and that its creamy white flowers are produced from a stem 4 to 6 feet in height, branching from about half way up. Can be used to good advantage in massing, and, if the flower spikes are cut out on appearing, the plant can be used in tubs or large porch vases.

PRICES—Strong roots. Each, 50c; per 10, \$4.00.



Yucca.

BOOKS FOR TREE LOVERS



Practical Landscape Gardening

By **ROBERT B. CRIDLAND**, Landscape Architect.

We have many inquiries for a good book on Landscape Gardening. This one fills the bill. It is all its title indicates. Carried in stock and mailed same day order is received.

The book contains 91 photographs, 67 sketches and 29 plans, 19 of which are Planting Plans with Planting Keys. Cloth bound, enamel paper, 276 pages, size 6x8 inches, front cover illuminated. Second edition. Price, \$2.50; by mail, postpaid, \$2.65.

SHOWING HOW TO

- Locate the house.
- Arrange walks and drives.
- Construct walks and drives.
- Grade and make a lawn.
- Arrange ornamental plantings.
- Design and plant a flower garden.
- Make rock gardens and wild gardens.
- Plant rose gardens and perennial borders.

Knowing Insects Through Stories

By **FLOYD BRALLIER**

Here is a book of wonderful stories of insect life, that reveal the fascinating and remarkable habits of Bees, Butterflies, Grasshoppers, Ants, Beetles, Wasps, Moths, and many other varieties. It is all told in the form of stories that will charm both adults and children.


Do you know there are a million insects living on every acre of good land in America?

Do you know that insects consume or destroy almost half of the vegetation that springs up?

Do you know that marvels are to be seen all about you as interesting as any tale of the Arabian Knights?

We have often been asked for a book that would help our customers to know what is destroying their plants. Here it is.

Cloth Bound, Profusely Illustrated. Price, \$1.75 net; by mail, \$1.85.

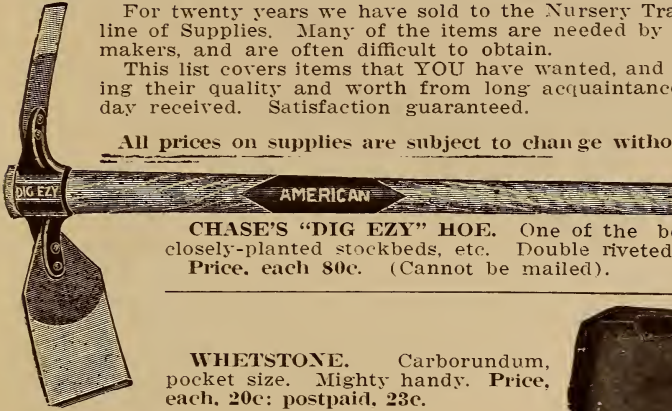


DEPENDABLE TOOLS AND SUPPLIES

For twenty years we have sold to the Nursery Trade of the United States a complete line of Supplies. Many of the items are needed by Orchardists, Gardeners, and Homemakers, and are often difficult to obtain.

This list covers items that YOU have wanted, and we are pleased to offer them, knowing their quality and worth from long acquaintance. Orders are usually filled same day received. Satisfaction guaranteed.

All prices on supplies are subject to change without notice.



CHASE'S "DIG EZY" HOE. One of the best weeding Hoes, especially for closely-planted stockbeds, etc. Double riveted, well made, properly balanced. Price, each 80c. (Cannot be mailed).

WHETSTONE. Carborundum, pocket size. Mighty handy. Price, each, 20c; postpaid, 23c.



KNIVES

Made especially for us by a manufacturer who is "fussy" about the quality of his output. Have used and handled these knives for twenty years.

POCKET (folding) PRUNING KNIFE. A well made knife with just the right "hook". Brass lined. Not too cumbersome for the pocket.

Price, each \$1.25; postpaid, \$1.30.



GRAFTING KNIFE. (3/4 size). Our sales on this knife to satisfied nurserymen and florists are more than five hundred dozen.

It is more knife for grafting and general use for the money than any on the market. **MAKES A GOOD SERVICEABLE POCKET KNIFE.**

Cocoa handle. Price, each, 60c; postpaid, 65c.



BUDDING KNIFE. Extra heavy and strong. Ivory tip and highest grade metal. A real "classy" pocket knife.

Price, each, \$1.40; postpaid, \$1.45.

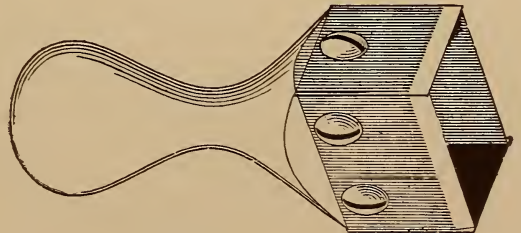


THE JONES PATCH BUDDER

Designed especially for budding Nut Trees or other subjects which cannot be propagated by ordinary methods. With this Budder, Pecans, Walnuts, Hickories, Chestnuts, Persimmons, etc., may be budded almost as easily and rapidly as the more common fruit trees.

With careful work, one entirely inexperienced in propagation can get good results with this Budder right from the beginning, and with some practice can do rapid and very efficient work.

This little tool is now used by the U. S. Government, many Experimental Stations and by all the leading propagators of Nut Trees, both North and South. Made of aluminum, machined perfectly true and nicely finished.



The blades are made from safety razor blade steel, but of heavier stock. With full directions for budding Nut Trees, handling the buds, preparing waxed muslin, etc.

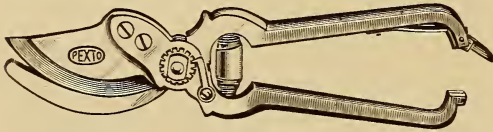
Price, \$2.00 each, postpaid.

CHASE NURSERY COMPANY, CHASE, ALABAMA

PRUNING SAW. "The Virginian." a real Simonds Saw, handle curved exactly to fit hand; draw-cut, with teeth on inside of curve of blade. Cuts small branches without tearing bark, and will cut with ease the largest limbs. Designed by G. C. Starcher, formerly Virginia Orchardist, now our State Horticulturist. Twenty-gauge; handle of hardwood, securely fastened. Price, 14 inches long, \$1.00 each; postpaid, \$1.10 each.

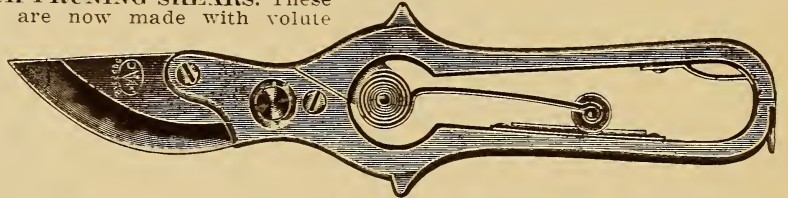


AMERICAN PRUNING SHEARS. This is a low priced, heavy 9-inch shear, worth what you pay for it. Weight 14 ounces. Price, each, 80c; postpaid, 90c.

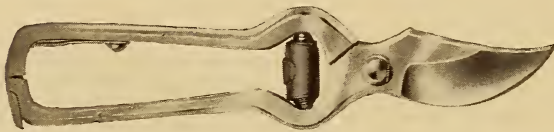


GOOD AMERICAN PRUNING SHEARS. This heavy pruning shear has a ratchet lock-nut, of extra heavy construction, 9-inch with volute spring. The best medium priced shear we can find. Price, each, \$1.50; postpaid, \$1.60.

HIGH GRADE FRENCH PRUNING SHEARS. These imported French Shears are now made with volute steel spring instead of the roller spring as shown in cut. They are the best made, easiest working pruning shear that we can find at a reasonable price. Have used them for more than 25 years and are



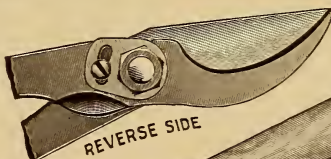
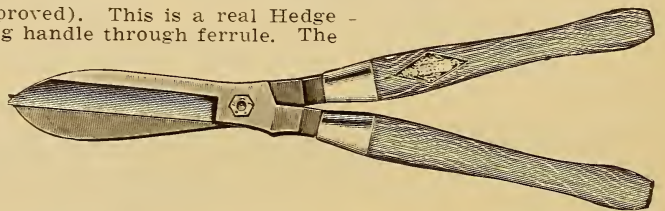
pleased to recommend them to anyone wanting a Real Pruning Shear. Size: 9-inch, each, \$2.50; postpaid, \$2.60; 8-inch, each, \$2.25; postpaid, \$2.35; 6-inch, each, \$2.00; postpaid, \$2.10.



LADIES' ROSE SHEARS. 6-inch, heavily nickled. Cuts the rose or any flower and holds the stem at the same time. A favorite with the ladies. Beautifully finished, high grade throughout.

Price, each, \$1.30; postpaid, \$1.35. Extra Springs, each, 20c, postpaid.

CRONK'S HEDGE SHEARS (Improved). This is a real Hedge Shear. Improved by securely riveting handle through ferrule. The 8-inch will do long and continuous work without tiring the operator as do the larger sizes. The beauty of your hedge depends on frequent shearing. Use these good shears. Price, \$2.50; postpaid, \$2.65.



TWO-HAND PRUNERS. After trying out many makes, both single and double-cut, we have decided that this extra heavy single-cut made by Cronk & Carrier is the best two-hand pruner we can find. It is most thoroughly constructed of high grade metal, extra length ferrules, patent lock-nut. Length 26 inches, weight, packed, 3½ lbs.

Price, \$3.25; postpaid, \$3.40.

SPADING-DIGGING FORK



English pattern; fork, shank and strap in one solid piece of steel; the strongest fork we know, a joy to use it; square tines 12 inches long; extra length shank; will outlast a dozen cheap forks.

Price, each, \$2.25.

SHEET COPPER TREE LABEL

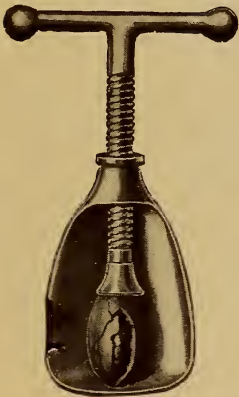
An indestructible label for use on trees, shrubs, etc., as a PERMANENT MARKER.

Directions: Lay label on folded newspaper; write with very hard pencil or wire nail bearing on to indent metal. Give wire one turn around branch securing end in loop. Remove to smaller branch every two years to prevent cutting wood.

Price per 10, 25c; postpaid, 28c; per 50, \$1.00; postpaid, \$1.05; per 100, \$1.90; postpaid, \$2.00.



Each box of 100 contains a Stylus.



THE IDEAL NUT CRACKER

"Cracks the shell—Saves the kernel."

The Ideal Nut Cracker operates quickly and easily with no danger of hammered fingers. It keeps the shells from flying into the eye or scattering on the floor.

Will last for years.

Attractively boxed, gift style. Last season's sales proved this a big holiday winner.

TO USE, simply place a nut (pecan, almond, filbert, or other variety) in the cracker. The nut is self positioning. Place palm of hand over nut and turn the handle.

A very useful little gift. Made in two styles of finish.

No. 2 Tumbled Nickel Finish. Price, each, 50c; postpaid, 55c.

No. 4 Polished Nickel Finish. Price, each, 70c; postpaid, 75c.



RAFFIA

Best grade, natural color. Used by nurserymen for tying buds, also used in the home and the schools for basket making.

Price per pound, 35c, postage extra. Price in 10-lb. lots, per lb., 30c, postage extra.



GRAFTING WAX. For top-grafting fruit trees, etc., and fine for applying to cuts after pruning. Prepared ready for use. 1/4-lb. cake, 15c; postpaid, 18c; 1/2-lb. cake, 25c; postpaid, 30c.



ALL METAL HATCHET. This Box Maker's and All-Purpose Hatchet, is a dandy, has checkered face, heavy steel reinforced neck, very strong and just the right weight.

Will get lost just as easily as one costing three times the price. Price, each, 75c; postpaid, 85c.

Sprayers and Dusters, and Materials

NIAGARA DUST GUN AND "ALL-IN-ONE" MIXTURE THE HANDY LITTLE BUG AND WORM KILLER

The Dust Gun is easy to operate and the "All-in-one" Mixture is sure death to green and black lice, mildew, potato bugs, worms, etc. One application cleans them up. This dusting method is so much easier and simpler than spraying. The mixture contains Sulphur, Arsenate of Lead and Tobacco Dust properly blended. Perfectly harmless to the most tender growth but sure death to fungus diseases, chewing and sucking insects. Every gardener will delight in the possession of this outfit which is much less expensive than a small sprayer and so much easier and cleaner to operate. Descriptive circular on request.

Prices: Niagara Dust Gun, including 1 lb. "All-in-one" Mixture, \$3.50. "All-in-one" Mixture, per lb. package, 50c. f. o. b. Chase.



Trimming Top of Average Hedge.



Trimming the Side.

The "Little Wonder" Hedge Trimmer

Revolutionizes Hedge Trimming

Reduces Cost of Hedge
Trimming to a Small
Fraction

The real beauty of a hedge depends on its frequent trimming. This machine makes the task a task no longer. It will do the work better than hand shears and in one-fifth to one-tenth the time. For the property owner who has several hundred feet of hedge this little machine is a necessity and for city parks, cemeteries, country clubs or any large estate where hedges are used in any considerable amount it will pay for itself in a few trimmings. Very simple and easy to operate. Made extra strong throughout and of the best materials. Guaranteed for one year. Complete instructions packed with each machine. Shipment direct from factory by parcel post or express.

Price, 40-inch Blade, \$24.00 each.

Price, 30-inch Blade, \$20.00 each

F. O. B. Factory.

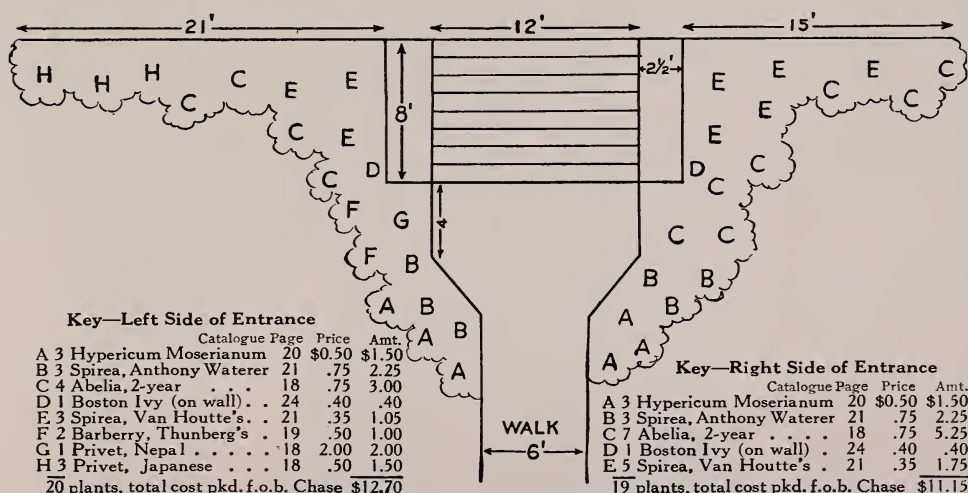
(Note: For the average home grounds we recommend the 30-inch while the 40-inch is best for large estates, parks, etc.)



Making Top Cut of Extra Wide Hedge.

FOUNDATION PLANTINGS

A PLANTING of shrubs around the foundation of your home serves to "tie the house to the ground," to make a *house* into a *home*. It is not difficult or very expensive, and it's lots of fun. Thinking that some practical suggestions will be helpful, we are detailing the planting around the entrance of the home shown on the front cover. First, read pages 1 and 2 of the catalogue carefully. Your success depends very largely on the proper and thorough preparation of the entire area to be planted. The sketch below shows the location and kind of plants, the quantity required, and the cost of each group. Note that the plants are spaced irregularly about $3\frac{1}{2}$ feet apart for the strong-growing kinds, and 2 to $2\frac{1}{2}$ feet apart for the dwarf-growing sorts. Do not try to plant them exactly so far apart, and never plant in a straight line like soldiers in a row—Mother Nature does not do it that way. Remember that a good *grade* and good *grass* are indispensable to a good landscape planting. The sketch shows the dimensions of the areas shown in the photographs (on front cover), so that by taking a few measurements of your foundation areas you can easily figure the number of plants you will require.



CHASE NURSERY COMPANY

CHASE, ALABAMA

[OVER]



HYPERICUM AND ABELIA IN COMBINATION. A simple but effective Foundation Planting adapted to the whole South. See reverse side for details. You can duplicate this at no great cost and the investment will yield large returns in the increased value of your property and in daily satisfaction.

CHASE NURSERY COMPANY, CHASE, ALABAMA

[OVER]



Montmorency Cherries.

Montmorency Cherries

The Montmorency is in favor wherever cherries are grown, and there is always a heavy demand for this variety. The tree is strong, hardy, and very prolific; the fruit is large, red and rich, of firm texture. Valuable for canning and preserving. (See page 6).

Concord Grapes

The Concord is recognized as one of the hardiest and most prolific grapes. Its bunches are large and compact, the berry large, round, juicy and very sweet. Nine-tenths of commercial acreage is planted to Concord. This variety will grow almost anywhere, on rock, sand, or clay, any soil that is not too wet. (See page 13).



Concord Grapes.

Grafted Pecans

Even if you have room for but one or two trees you should plant Grafted Pecans. A wonderful combination—delightful shade and delicious nuts. Read pages 10 and 11 carefully.



Stuart.



Schley.



Success.



Moneymaker.

(Named in their order of value for general Southern Planting.)



Just a House, Before Planting.

THESE TWO PICTURES tell the whole story at a glance. The first shows a Chase HOUSE, and the second a Chase HOME. They were taken twenty months apart.

CHASE NURSERY COMPANY
DESCRIPTIVE CATALOGUE
FALL, 1922 - SPRING 1923

CHASE, ALABAMA



After Planting, a Home.