

V 870
H69
913
copy 1

No. 225

Price 10 cents

PALDING'S

ATHLETIC LIBRARY

How TO PLAY FIRST BASE



AMERICAN SPORTS PUBLISHING CO.
21 Warren Street, New York



A. G. SPALDING & BROS.

MAINTAIN THEIR OWN HOUSES
FOR DISTRIBUTING THE

SPALDING COMPLETE LINE OF ATHLETIC GOODS

IN THE FOLLOWING CITIES



NEW YORK
Division
124-128 Nassau St.
Upper
29-33 West 42d St.
NEWARK, N. J.
845 Broad Street
BOSTON, MASS.
141 Federal Street

BUFFALO, N. Y.
611 Main Street
SYRACUSE, N. Y.
357 So. Warren Street
PITTSBURGH, PA.
608 Wood Street

PHILADELPHIA, PA.
1210 Chestnut Street
BALTIMORE, MD.
110 E. Baltimore St.
WASHINGTON, D. C.
613 14th Street, N.W.

LONDON, ENGLAND
Three Stores
317-318,
High Holborn, W. C.
78, Cheapside, E. C.
West End Branch
29, Haymarket, S.W.
PARIS, FRANCE
26 Rue Cadet

CHICAGO
28-30 So. Wabash Ave.
ST. LOUIS, MO.
415 North Seventh St.
KANSAS CITY, MO.
1120 Grand Avenue
DENVER, COL.
1616 Arapahoe Street

CINCINNATI, O.
119 East Fifth Avenue
CLEVELAND, O.
741 Euclid Avenue
COLUMBUS, O.
191 South High Street

DETROIT, MICH.
254 Woodward Ave.
LOUISVILLE, KY.
328 West Jefferson St.
INDIANAPOLIS, IND.
136 N. Pennsylvania St.

MANCHESTER, ENG.
4, Oxford St. and
1, Lower Mosley St.
BIRMINGHAM, ENG.
57, New Street
EDINBURGH, SCOT.
3 South Charlotte St.
(Cor. Princeps St.)
GLASGOW, SCOTLAND
69 Buchanan Street

SAN FRANCISCO
156-158 Geary Street
SEATTLE, WASH.
711 Second Avenue
KANSAS CITY, MO.
1120 Grand Avenue
DENVER, COL.
1616 Arapahoe Street
LOS ANGELES, CAL.
435 South Spring St.

MILWAUKEE, WIS.
379 East Water Street
MINNEAPOLIS, MINN.
44 Seventh St., South
ST. PAUL, MINN.
386 Minnesota Street

ATLANTA, GA.
74 N. Broad Street
NEW ORLEANS, LA.
140 Carondelet Street
DALLAS, TEX.
1503 Commerce Street

MONTREAL, P. Q.
443 St. James Street
TORONTO, ONT.
189 Yonge Street
SYDNEY, AUSTRALIA
228 Clarence Street

Communications directed to A. G. SPALDING & BROS.,
at any of the above addresses, will receive prompt attention.



THE SPALDING TRADE MARK IS REGISTERED IN THE UNITED STATES PATENT OFFICE, AND WE HAVE ALSO PROTECTED OUR INTERESTS BY 39 REGISTRATIONS IN FOREIGN COUNTRIES. INFRINGERS ARE WARNED.



THE SPALDING TRADE - MARK QUALITY AND SELLING POLICY

CONSTITUTE THE SOLID FOUNDATION OF THE SPALDING BUSINESS

AMERICA'S NATIONAL GAME

By A. G. SPALDING

PRICE, \$2.00 NET

A book of 600 pages, profusely illustrated with over 100 full page engravings, and having sixteen forceful cartoons by Homer C. Davenport, the famous American artist

The above work should have a place in every public library in this country, as also in the libraries of public schools and private houses.

The author of "America's National Game" is conceded, always, everywhere, and by everybody, to have the best equipment of any living writer to treat the subject that forms the text of this remarkable volume, viz., the story of the origin, development and evolution of Base Ball, the National Game of our country.

Almost from the very inception of the game until the present time—as player, manager and magnate—Mr. Spalding has been closely identified with its interests. Not infrequently he has been called upon in times of emergency to prevent threatened disaster. But for him the National Game would have been syndicated and controlled by elements whose interests were purely selfish and personal.

The book is a veritable repository of information concerning players, clubs and personalities connected with the game in its early days, and is written in a most interesting style, interspersed with enlivening anecdotes and accounts of events that have not heretofore been published.

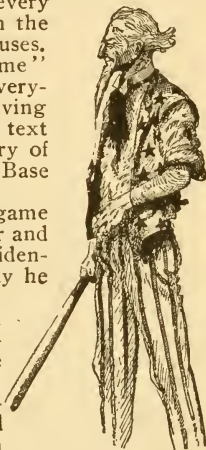
The response on the part of the press and the public to Mr. Spalding's efforts to perpetuate the early history of the National Game has been very encouraging and he is in receipt of hundreds of letters and notices, a few of which are here given.

ROBERT ADAMSON, New York, writing from the office of Mayor Gaynor, says:—"Seeing the Giants play is my principal recreation and I am interested in reading everything I can find about the game. I especially enjoy what you [Mr. Spalding] have written, because you stand as the highest living authority on the game."

BARNEY DREYFUSS, owner of the Pittsburg National League club:—"It does honor to author as well as the game. I have enjoyed reading it very much."

WALTER CAMP, well known foot ball expert and athlete, says:—"It is indeed a remarkable work and one that I have read with a great deal of interest."

JOHN B. DAY, formerly President of the New York Nationals:—"Your wonderful work will outlast all of us."



W. IRVING SNYDER, formerly of the house of Peck & Snyder:—"I have read the book from cover to cover with great interest."

ANDREW PECK, formerly of the celebrated firm of Peck & Snyder:—"All base ball fans should read and see how the game was conducted in early years."

MELVILLE E. STONE, New York, General Manager Associated Press:—"I find it full of valuable information and very interesting. I prize it very highly."

GEORGE BARNARD, Chicago:—"Words fail to express my appreciation of the book. It carries me back to the early days of base ball and makes me feel like a young man again."

CHARLES W. MURPHY, President Chicago National League club:—"The book is a very valuable work and will become a part of every base ball library in the country."

JOHN F. MORRILL, Boston, Mass., old time base ball star:—"I did not think it possible for one to become so interested in a book on base ball. I do not find anything in it which I can criticise."

RALPH D. PAINE, popular magazine writer and a leading authority on college sport:—"I have been reading the book with a great deal of interest. 'It fills a long felt want,' and you are a national benefactor for writing it."

GEN. FRED FUNSTON, hero of the Philippine war:—"I read the book with a great deal of pleasure and was much interested in seeing the account of base ball among the Asiatic whalers, which I had written for Harper's Round Table so many years ago."

DEWOLF HOPPER, celebrated operatic artist and comedian:—"Apart from the splendid history of the evolution of the game, it perpetuates the memories of the many men who so gloriously sustained it. It should be read by every lover of the sport."

HUGH NICOL, Director of Athletics, Purdue University, Lafayette, Ind.:—"No one that has read this book has appreciated it more than I. Ever since I have been big enough, I have been in professional base ball, and you can imagine how interesting the book is to me."

MRS. BRITTON, owner of the St. Louis Nationals, through her treasurer, H. D. Seekamp, writes:—"Mrs. Britton has been very much interested in the volume and has read with pleasure a number of chapters, gaining valuable information as to the history of the game."

REV. CHARLES H. PARKHURST, D.D., New York:—"Although I am not very much of a 'sport,' I nevertheless believe in sports, and just at the present time in base ball particularly. Perhaps if all the Giants had an opportunity to read the volume before the recent game (with the Athletics) they might not have been so grievously outdone."

BRUCE CARTWRIGHT, son of Alexander J. Cartwright, founder of the Knickerbocker Base Ball Club, the first organization of ball players in existence, writing from his home at Honolulu, Hawaiian Islands, says:—"I have read the book with great interest and it is my opinion that no better history of base ball could have been written."

GEORGE W. FROST, San Diego, Calif.:—"You and 'Jim' White, George Wright, Barnes, McVey, O'Rourke, etc., were little gods to us back there in Boston in those days of '74 and '75, and I recall how indignant we were when you 'threw us down' for the Chicago contract. The book is splendid. I treasure it greatly."

A. J. REACH, Philadelphia, old time professional expert:—"It certainly is an interesting revelation of the national game from the time, years before it was so dignified, up to the present. Those who have played the game, or taken an interest in it in the past, those at present engaged in it, together with all who are to engage in it, have a rare treat in store."

DR. LUTHER H. GULICK, Russell Sage Foundation:—"Mr. Spalding has been the largest factor in guiding the development of the game and thus deserves to rank with other great men of the country who have contributed to its success. It would have added to the interest of the book if Mr. Spalding could have given us more of his own personal experiences, hopes and ambitions in connection with the game."

Pittsburg Press:—"Historical incidents abound and the book is an excellent authority on the famous sport."

Philadelphia Telegraph:—"In this book Mr. Spalding has written the most complete and authoritative story of base ball yet published."

New York Herald:—"If there is anyone in the country competent to write a book on base ball it is A. G. Spalding, who has been interested in the game from its early beginnings."

I. E. SANBORN, *Chicago Tribune*:—" 'America's National Game' has been added to the *Tribune's* sporting reference library as an invaluable contribution to the literature of the national pastime."

O. C. REICHARD, *Chicago Daily News*:—"It is cleverly written and presents information and dates of great value to the newspaper man of to-day!"

GEORGE C. RICE, *Chicago Journal*:—"I have read the book through, and take pleasure in stating that it is a complete history of the game from the beginning until the present time."

SHERMAN R. DUFFY, Sporting Editor *Chicago Journal*:—"It is a most interesting work and one for which there was need. It is the most valuable addition to base ball literature that has yet been put out."

JOSEPH H. VILA, *New York Sun*:—"I have read it carefully and with much interest. It is the best piece of base ball literature I have ever seen, and I congratulate you on the work."

TIM MURNANE, Sporting Editor *Boston Globe*:—"You have given to the world a book of inestimable value, a classic in American history; a book that should be highly prized in every home library in the country."

FRANCIS C. RICHTER, Editor *Sporting Life*, Philadelphia:—"From a purely literary standpoint, your work is to me amazing. Frankly, I would not change a line, for the reason that the story is told in a way to grip the reader and hold his interest continually."

Los Angeles Times (editorial):—"Spalding's book has been out six months and ninety thousand copies have been sold. We understand there will be other editions. America has taken base ball seriously for at last two generations, and it is time enough that the fad was given an adequate text book."

CASPARY WHITNEY, Editor *Outdoor America*, and one of the leading authorities in the world on sport:—"You have made an invaluable contribution to the literature of the game, and one none else could have made. Moreover, you've done some very interesting writing, which is a distinct novelty in such books—too often dull and uninteresting."

New York World:—"Albert G. Spalding, who really grew up with the sport, has written 'America's National Game,' which he describes as not a history, but the simple story of the game as he has come to know it. His book, therefore, is full of living interest. It is a volume generously illustrated and abounds in personal memories of base ball in the making."

New York Sun:—"There is a mass of interesting information regarding base ball, as might be expected, in Mr. Spalding's 'America's National Game.' It is safe to say that before Spalding there was no base ball. The book is no record of games and players, but it is historical in a broader sense, and the author is able to give his personal decisive testimony about many disputed points."

Evening Telegram, New York:—"In clear, concise, entertaining, narrative style, Albert G. Spalding has contributed in many respects the most interesting work pertaining to base ball, the national game, which has been written."

"There is so much in it of interest that the temptation not to put it down until it is completed is strong within the mind of every person who begins to read it. As a historical record it is one of those volumes which will go further to straighten some disputed points than all of the arguments which could be advanced in good natured disputes which might last for months."

SPALDING ATHLETIC LIBRARY

Giving the Titles of all Spalding Athletic Library Books now
in print, grouped for ready reference

No. **SPALDING OFFICIAL ANNUALS**

- 1 Spalding's Official Base Ball Guide
- 1A Spalding's Official Base Ball Record
- 1C Spalding's Official College Base Ball Annual
- 2 Spalding's Official Foot Ball Guide
- 2A Spalding's Official Soccer Foot Ball Guide
- 4 Spalding's Official Lawn Tennis Annual
- 6 Spalding's Official Ice Hockey Guide
- 7 Spalding's Official Basket Ball Guide
- 7A Spalding's Official Women's Basket Ball Guide
- 8 Spalding's Official Lacrosse Guide
- 9 Spalding's Official Indoor Base Ball Guide
- 12A Spalding's Official Athletic Rules

Group I.

Base Ball

- No. 1 *Spalding's Official Base Ball Guide.*
- No. 1A Official Base Ball Record.
- No. 1C College Base Ball Annual.
- No. 202 How to Play Base Ball.
- No. 223 How to Bat.
- No. 232 How to Run Bases.
- No. 230 How to Pitch.
- No. 229 How to Catch.
- No. 225 How to Play First Base.
- No. 226 How to Play Second Base.
- No. 227 How to Play Third Base.
- No. 228 How to Play Shortstop.
- No. 224 How to Play the Outfield.
- No. 231 { How to Organize a Base Ball League. [Club.
- { How to Organize a Base Ball Club.
- { How to Manage a Base Ball Club.
- { How to Train a Base Ball Team
- { How to Captain a Base Ball
- { How to Umpire a Game. [Team
- { Technical Base Ball Terms.
- No. 219 Ready Reckoner of Base Ball Percentages.
- No. 350 How to Score.

BASE BALL AUXILIARIES

- No. 355 Minor League Base Ball Guide
- No. 356 Official Book National League of Prof. Base Ball Clubs.
- No. 340 Official Handbook National Playground Ball Ass'n.

Group II.

Foot Ball

- No. 2 *Spalding's Official Foot Ball Guide*
- No. 324 How to Play Foot Ball.
- No. 2A *Spalding's Official Soccer Foot Ball Guide.*
- No. 286 How to Play Soccer.
- No. 335 How to Play Rugby.

FOOT BALL AUXILIARIES

- No. 351 Official Rugby Foot Ball Guide.
- No. 358 Official College Soccer Foot Ball Guide.

Group IV.

Lawn Tennis

- No. 4 *Spalding's Official Lawn Tennis Annual.*
- No. 157 How to Play Lawn Tennis.

Group VI.

Hockey

- No. 6 *Spalding's Official Ice Hockey Guide.*
- No. 154 Field Hockey.
- No. 180 Ring Hockey.

Group VII.

Basket Ball

- No. 7 *Spalding's Official Basket Ball Guide.*
- No. 7A *Spalding's Official Women's Basket Ball Guide.*
- No. 193 How to Play Basket Ball.

BASKET BALL AUXILIARY

- No. 353 Official Collegiate Basket Ball Handbook.

Group VIII.

Lacrosse

- No. 8 *Spalding's Official Lacrosse Guide*
- No. 201 How to Play Lacrosse.

Group IX.

Indoor Base Ball

- No. 9 *Spalding's Official Indoor Base Ball Guide.*

Group X.

Polo

- No. 129 Water Polo.
- No. 199 Equestrian Polo.

Group XI.

Miscellaneous Games

- No. 248 Archery. No. 138 Croquet.
- No. 271 Roque.
- No. 194 { Racquets. Squash-Racquets.
- { Court Tennis.
- No. 13 Hand Ball. No. 167 Quoits.
- No. 170 Push Ball. No. 14 Curling.
- No. 207 Lawn Bowls.
- No. 188 { Lawn Hockey. Parlor Hockey
- { Garden Hockey. Lawn Games
- No. 341 How to Bowl.

ANY OF THE ABOVE BOOKS MAILED POSTPAID UPON RECEIPT OF 10 CENTS

Group XII. Athletics

- No. 12A *Spalding's Official Athletic*
 No. 27 College Athletics. [Rules
 No. 182 All Around Athletics.
 No. 156 Athletes' Guide.
 No. 87 Athletic Primer.
 No. 255 How to Run 100 Yards.
 No. 174 Distance and Cross Country
 Running. [Thrower.
 No. 259 How to Become a Weight
 No. 55 Official Sporting Rules.
 No. 246 Athletic Training for School-
 No. 317 Marathon Running. [boys.
 No. 331 Schoolyard Athletics.
 No. 252 How to Sprint. [petition.
 No. 342 Walking for Health and Com-
 No. 357 Intercollegiate Official Hand-
 No. 314 Girls' Athletics. [book.
 No. 302 Y. M. C. A. Official Handbook.
 No. 313 Public Schools Athletic
 League Official Handbook.

Group XIII. Athletic Accomplishments

- No. 23 Canoeing.
 No. 128 How to Row.
 No. 177 How to Swim
 No. 296 Speed Swimming.
 No. 209 How to Become a Skater.
 No. 178 How to Train for Bicycling.
 No. 282 Roller Skating Guide.

Group XIV. Manly Sports

- No. 165 Fencing. (By Senac.)
 No. 236 How to Wrestle.
 No. 102 Ground Tumbling.

Group XIV. Manly Sports—Con.

- No. 143 Indian Clubs and Dumb Bells
 No. 262 Medicine Ball Exercises.
 No. 29 Pulley Weight Exercises.
 No. 191 How to Punch the Bag.
 No. 289 Tumbling for Amateurs.

Group XV. Gymnastics

- No. 104 Grading of Gymnastic Exer-
 Barnjum Bar Bell Drill. [cises.
 No. 254 Graded Calis. and D. B. Drills.
 No. 214 In- and Outdoor Gym. Games.
 No. 158 How to Become a Gymnast.
 No. 124 Fancy Dumb Bell and March-
 No. 287 ing Drills. [Apparatus.
 No. 327 Pyramid Building Without
 No. 328 Exercises on the Parallel Bars
 No. 329 Pyramid Building with
 Wands, Chairs and Ladders.
 No. 345 Handbook I. C. A. A. Gymnasts


Group XVI. Physical Culture

- No. 161 10 Minutes' Exercise for Busy
 No. 149 Care of the Body. [Men.
 No. 208 Physical Education and Hy-
 No. 185 Hints on Health. [giene.
 No. 234 School Tactics and Maze Run-
 No. 238 Muscle Building. [ning.
 No. 285 Health by Muscular Gym-
 No. 261 Tensing Exercises. [nastics.
 No. 288 Indigestion Treated by Gym-
 No. 213 285 Health Answers. [nastics.
 No. 325 Twenty-Minute Exercises.
 No. 330 Physical Training for the
 School and Class Room.

ANY OF THE ABOVE BOOKS MAILED POSTPAID UPON RECEIPT OF 10 CENTS

Spalding "Red Cover" Series of Athletic Handbooks

- | | | |
|----------|--|------------|
| No. 1R. | Spalding's Official Athletic Almanac. | Price 25c. |
| No. 2R. | Strokes and Science of Lawn Tennis. | Price 25c. |
| No. 3R. | Spalding's Official Golf Guide. | Price 25c. |
| No. 4R. | How to Play Golf. | Price 25c. |
| No. 5R. | Spalding's Official Cricket Guide. | Price 25c. |
| No. 6R. | Cricket and How to Play It. | Price 25c. |
| No. 7R. | Physical Training Simplified. | Price 25c. |
| No. 8R. | The Art of Skating. | Price 25c. |
| No. 9R. | How to Live 100 Years. | Price 25c. |
| No. 10R. | Single Stick Drill. | Price 25c. |
| No. 11R. | Fencing Foil Work Illustrated. | Price 25c. |
| No. 12R. | Exercises on the Side Horse. | Price 25c. |
| No. 13R. | Horizontal Bar Exercises. | Price 25c. |
| No. 14R. | Trapeze, Long Horse and Rope Exercises. | Price 25c. |
| No. 15R. | Exercises on the Flying Rings. | Price 25c. |
| No. 16R. | Team Wand Drill. | Price 25c. |
| No. 17R. | Olympic Games, Stockholm, 1912. | Price 25c. |
| No. 18R. | Wrestling. | Price 25c. |
| No. 19R. | Professional Wrestling. | Price 25c. |
| No. 20R. | How to Play Ice Hockey. | Price 25c. |
| No. 21R. | Jiu Jitsu. | Price 25c. |
| No. 22R. | How to Swing Indian Clubs. | Price 25c. |
| No. 23R. | Get Well; Keep Well. | Price 25c. |
| No. 24R. | Dumb Bell Exercises. | Price 25c. |
| No. 25R. | Boxing. | Price 25c. |
| No. 26R. | Official Handbook National Squash Tennis Association | Price 25c. |
| No. 27R. | Calisthenic Drills and Fancy Marching for the Class Room | Price 25c. |
| No. 28R. | Winter Sports. | Price 25c. |
| No. 29R. | Children's Games. | Price 25c. |
| No. 30R. | Fencing. (By Breck.) | Price 25c. |



A. G. SPALDING

From Photograph Taken in San Francisco in November, 1879

SPALDING'S ATHLETIC LIBRARY
GROUP I ————— No. 225


HOW TO
PLAY
FIRST BASE



NEW YORK
AMERICAN SPORTS PUBLISHING COMPANY
21 WARREN STREET

Copyright, 1913, by American Sports Publishing Company

GV870
H69
1910



\$.10

©Cl.A347617

201

HOW I REGARD FIRST BASE PLAY

BY ED KONETCHY,

First Baseman of the St. Louis Nationals.

Compared with some of the other positions on the infield, first base is undoubtedly an easy proposition. But don't let any imagine that it is a snap. Indeed, the job has been growing harder for the last few years until the clever first baseman will need all the speed, the arm, and the head he can press into service.

The popular conception of the first baseman is a man who does nothing but catch balls thrown to him. Consequently the youngster who is looking for the sport of ball playing with the least work, devotes himself to practicing catching and when he can hold a thrown ball securely, he believes that he has mastered first base play. But he will find that even on a fast amateur team he will have another guess coming.

It used to be the case that when the first baseman of a professional team became disabled the manager stuck in any old person on the job—the catcher in all probability, because he could catch a ball. It made no difference whether he was fast on his feet, the catcher went to the post and was accepted as the best substitute first baseman as a matter of course. But it is no longer the case that a makeshift is acceptable to big league managers. Well known major league clubs have been hunting for several years for a really good first baseman. That they have discarded several players who a few years ago would have been deemed all right in every necessary particular, is evidence of what I have just said—that the post is becoming more difficult, for much more is being annually required of the first baseman than ever before.

The chief reason for this growing list of requirements for up-to-date first base play is caused by the increased bunting being

new Aug 31 '14

done. They tell me that there is not so much bunting now as a dozen years ago and that bunting is a lost art, and yet I know that for the last few years bunting has been steadily on the increase in comparison with the use made of that form of "inside batting" when I first broke into the profession. The bulk of the strain of handling bunts falls upon the first baseman. He does not handle all of them, of course, but he must be on the watch-out for them and the fact that one may be placed in his territory at any minute keeps him on a high notch of tension and necessitates a perfect understanding between him and his pitcher and his second baseman.

Now let's see what a good first baseman can make out of his position. You'll say that the prime requisite will be the ability to catch and hold a ball thrown to him. Right you are—that is the "A" of the job. No boy or young man can play first base unless he is able to hold a thrown ball that comes to him perfectly, at least 999 times in every 1,000 chances. No "muffers" need apply.

But balls that he is required to catch do not always come to him perfectly, nor are they always thrown to him. The fielders have an unpleasant knack, at times, of handing them over low, either just skimming the ground—the kind that have to be "dug up," or of sending 'em to you on a bound more or less awkward. Don't kick with your comrades about their throws—bad throws are all in the game. Just make up your mind that you will demonstrate your ability to grab every ball that comes to you, no matter how thrown—every ball that can possibly be grabbed, and some of the others that seem impossible.

The first baseman should always have in mind reaching out. It helps himself and it helps the thrower a whole lot. Never stand like a graven image waiting for the ball to come to you. On perfectly thrown balls on a line, even, reach out for them and grab them the second before they would have come to you had you stood straight.

In reaching for low throws, reach so that the ball will come to you on the least awkward hop possible. To judge this requires practice, but everything in Base Ball requires practice and the,

best results are obtained by not only getting frequent practice, but making that practice systematic and with a view to the features you need coaching in most—those upon which you are weak and which will be of the greatest advantage to you.

Then there are other catches you will have to make that are not thrown balls. You must be on the watch-out for pop flies toward you and short right field flies. But from a mechanical standpoint they should give no trouble. The principal feature in connection with flies of any kind on which there is liability to get mixed up with another fielder is to have an understanding as to which shall get the ball. Then the others should leave the field clear for him to do his work. The first baseman will find he is expected to take pretty nearly all flies that he can reach. The belief that he is as sure a catch as can be found, that he has the larger glove in which to "smother" the ball and the freedom the first baseman usually has from other plays has caused custom to dictate that he shall make the catch nine times in ten. If he sees a ball he can take and knows that any other player is within range, let him call that he will take it until he is sure that his intention is understood. Such signals should be given by the players engaged in the play—others on the side lines or on the bench have no business mixing up. But the players should never keep their mouths shut when in danger of collision. Let the man who knows that he is going to catch the ball make the other fellow understand and keep on until he gets it. It is just as much incumbent upon the other fellow to keep out of dangerous proximity.

Now going after flies sometimes requires speed. Going after bunts pretty nearly always requires speed. So the aspiring young first base man should develop every bit of speed he has in him. No ball player in any position is as much use if slow as a faster man would be. Speed of feet often develops speed of the brain, too—something absolutely essential in Base Ball.

The next point is throwing. You needn't imagine that the first baseman has no need of a good arm, or that he seldom has to throw. If you are tempted to doubt the assertion, look at the official average tables and note the number of assists piled up

by some first baseman. Practice throwing if you have a good arm. If you haven't a good arm, you will never make a first class first baseman.

Don't be discouraged if you are unable to throw accurately when you begin. I say that from experience, because I couldn't hit a barn door at twenty feet when I first tried to throw. My brother took me in hand and made me practice systematically. In your throwing, use the overhand style, giving speed to the ball with your wrist.

Now as to the position taken, play deeper for a left-hand batter than for a right. The reason for this is obvious. The left-hand batter has a tendency to hit toward right field and if a hot hit comes your way, you want to be in the most advantageous place to handle it cleanly. The right-hand batter has the tendency to hit toward left field, so you need not be so keen on expecting any chance from him. The fact is, however, that you should study every batter. You should get to know them and where they may be expected to hit. Once you know the peculiarities of every batter who is up you can place yourself to the best advantage.

Get in close touch with the pitcher who is working, with regard to covering the bag. If you know that he will cover for you, you can afford to play deeper than if you don't know what your pitcher may be depended upon for, as far as fielding duties are concerned.

When a runner is on first base, give him the outside half of the bag. Straddle it, with your left foot against the bag and your right reaching out toward second base. This will make the runner come up behind you and in trying to get in, he will give you more opportunity to swing back your hand and make the tag.


In the handling of bunts, a perfect understanding is necessary with both the pitcher and the shortstop. Nothing shows up a team so much as leaving first base uncovered. You may be able to make wonderful plays on bunts, but what does it profit if no one is at first base to receive the throw thus made possible?

When fielding your position, study out the possibilities the batter may make possible and know what you must do with the

ball if it comes to you so that on the instant you can do that thing. The first baseman who has to look around to see what is the best possible play when the ball gets to him, will never be of any account. Seconds are most appreciable intervals in Base Ball and the first baseman who loses a second will never make good. Be ready to get the ball away the moment you get the opportunity and to get it away to the spot where it will be most effective.

The left hand first baseman is much in favor these days and he has the manifest advantage of having his left arm in instant readiness to throw to that portion of the diamond where most throws are to go. He does not have to lose time in turning his body. However, all of us cannot be left handers and there is no need for the right-hand thrower to feel that the slight advantage the southpaw has is of great consequence. A few brains and their use will more than overcome any mechanical benefit that can be scared up.

Study and think and practice. Any youngster who develops a good arm, a good head and a good pair of feet will make his mark at first base and enjoy playing the position.



HAL CHASE,
The famous first baseman of the New York Americans,
whose sensational plays are a feature of every
game in which he appears.

A CHAT ABOUT FIRST BASE

BY HAL CHASE.

Every young player, who thinks about base ball, either as an amusement or as a possible means to gain a sum of money for educational purposes, or something of that kind, should always bear in mind that the first thing to do is to find whether he is adapted to the position that he is trying to play, and if he is satisfied that he can play better in that position than in any other on the field, then he must practice to perfect himself in the requirements of his place.

It is a great deal better to be a first class first baseman than it is to be a second class shortstop. I know that some players avoid first base because they think that it is too slow for them. I presume that is because they haven't learned the new school requirements in first base.

The old theory that a first baseman was to be expected to do little more than catch the ball, when it was thrown to him, or run down foul flies is done away with in modern base ball. It will never be expounded again.

Men who have made a study of the possibilities of the position realize now that a first baseman is quite as important an infielder as any man who is on the diamond.

In the first place, he is expected to look after the left hand batters. Most of them, as a rule, slash the ball toward right field. Frequently it comes exclusively in the first baseman's territory and as the number of left hand batters is increasing every year, it is evident that the duties of the first baseman must increase in the same ratio.

Base ball evolution has made the sacrifice bunt one of the most important plays in connection with the work of a club which is trying to make a run. The first baseman is one of the principal figures in this play, whether the batter happens to be a

right hand hitter or a left hand hitter. Batters of both types are so expert in these days that they can place the ball in either direction. So the first baseman must be on the alert to capture the grounder and retire somebody. If he misses the play the work of the batter is equivalent to making a base hit.

When the old fellows were first basemen there was but little of that sort of play. Imagine Anson fuming and fussing at some tricky batter who was trying to bunt the ball in his direction, and rest assured that he would have fumed and fussed had it taken place when he was playing, because he was a great stickler for hitting the ball out and did not foresee that the present method of batting ever would attain such prominence in the national game.

When it is considered that this play is now one of the most formidable of the team at bat it is evident that the first baseman must be active, alert and as quick to grasp the possibilities before him as the batter is to try to advance a runner by his maneuvering.

There is plenty of room for skilled first basemen in the major and minor leagues at the present time. There never will be a day when the chance will not be open to the player who can show that he can check sacrifices, and occasionally double up runner and batter by the smoothness with which he handles infield grounders.

It is evident, of course, that the greater the reach a first baseman has, the better he will be for the team with which he is connected. Reach is good for two things: It stops wild throws, which are always to be expected when the ball is sent away in a hurry, and it knocks down line hits. It is astonishing to see how much good is accomplished by a man with a long reach in the way of catching or breaking line hits. As a rule, when these hits get away, they go to the limit of the field and that means anything from a two base hit to a home run, probably the latter wherever the grounds will permit.

With so many games decided by small scores, as is the case now, it can be seen that the first basemen who is fast enough to

prevent home runs, or even two baggers, is doing a great deal of good for his team if there happens to be men on the bases.

Some infielders are very poor throwers, in that they never expect to do better than to get the ball within the radius of first base. That means the first baseman with one foot on the bag must be ready to catch the throw to his left, or right, or perhaps dig it out of the ground in front of him. In fact, a first baseman will have plenty of that to do even when the infielders are all fairly accurate with their throws.

The play, which now demands the most of first basemen, except catching the ball when thrown to the base, is that which kills the attempt of the batter to sacrifice.

This play can better be accomplished by a left hand first baseman than a right hand first baseman, because the left hander the moment that he picks the ball up from the ground is almost invariably in a position to throw quickly and accurately to second base.

It is better to check the runner who is trying to get from first to second, than it is to retire the batter who is trying to make the sacrifice, and it is also possible now and then to make a double play and retire both men.

If a runner is on first, and it is quite evident that the batter means to sacrifice, I usually play close up to the base line or above it. Even if I thought that the batter would not sacrifice, I would hug the base line, rather than go back, for it would be out of the question to do much of anything with the ball, except to retire the batter, if the first baseman played behind the line to stop it.

Sometimes when both the runner and the batter are known to be very fast runners, it is well to play well toward home plate, to the left of the pitcher, trusting to smother the ball the moment that it leaves the bat.

If the pick up is made very quickly, and the first baseman is an accurate and certain thrower, it is safe to say that he will beat the runner to second base by at least ten feet if he handles the ball well. It doesn't matter much how fast the runner may be, this combination is fatal to him if everything works smoothly.

Of course an awkward bound, a momentary fumble, a slip by the shortstop in getting up to the bag, or something of that kind, may stop the play on the runner, and when that takes place there will be little difficulty in getting the batter at first base if the second baseman has performed his part accurately.

The play is spoiled as a sacrifice killer, but the batting team has done no more than advance the runner, so the first baseman played part of the effort correctly.

There is nothing unusually difficult about this method of playing for the sacrifice, but it is absolutely essential that the first baseman shall work very fast. He must have natural speed, and in addition to that, all the perfection which may be attained by practice. I have tried in practice to throw the ball to the second baseman, almost without looking, in order that I might gather an intuitive idea as to how to shoot the ball away from me instantly that the runner might be put out.

In receiving throws at first base there is a little more danger to the left hand first baseman than to the right hand player. His catching hand is on the inside of the play almost invariably. A right hand player can keep his left foot on the base, stretch far inside and make one hand catches to stop wild throws.

A left hand first baseman, who can catch fairly well with his right hand, has the same privilege, and perhaps has about as much advantage in a way, for he is catching the ball with his gloved hand. But still it is not a wholly natural pose for him.

If the ball comes outside, to the left of the baseman in front of the runner so that it is between the base and the runner, the baseman is put in a dangerous position because it is natural to him to back up the catch with his left hand, and the greatest care must be exercised to avoid collisions. Every first baseman must learn to shift quickly from one foot to the other.

It is well as a rule to play rather deeply when there is no prospect of the batter making a bunt. There are some points on the infield which must be covered by the pitcher in these days. In his way he is about as important among the infielders as any man who plays on a team.

The first baseman cannot be expected to do much with bunts when there are no men on the bases. If he is drawn in too close a good batter will cut the ball past him like a flash. There are batters who can swing the ball into right field with a rush, and every first baseman must be prepared to look after them when they are at the plate.

By playing deeply the first baseman is able to cut off many a grounder, which would surely get past him and roll to the outfield, if he tried to field his position too closely to the base line. Slow runners are as easily retired from a deep field as from a shallow field, and fast runners are usually snap hitters and send the ball so rapidly toward the outfield that the baseman by a quick recovery is able to throw the ball to first base, covered temporarily by the pitcher, so that it beats the batter.

The first baseman must work with the pitcher, and it is always advisable that both of them have a perfect understanding as to the manner in which the batter shall be watched as well as the runner.

There is a possibility of much excellent team work between a good first baseman and a good pitcher. If both of them are alive to the batter's possibilities and know thoroughly how to watch for him, it will take the best of his intelligence to get away from the traps which will be set for him.

The pitcher and the first baseman work in harmony when there is a runner on the base. More and more is it becoming necessary to hold the runners as closely to first base as possible, that they may not obtain a lead on the catcher, and steal second, and a competent first baseman, by careful attention to his work, will frequently have the runner guessing as to what the next play may be with the ball.

THEORY OF THE PLAY

BY FRED TENNEY,

Formerly First Baseman of the Boston and New York Nationals.

Once there was a time in base ball when there were experts who played, and experts who devoted their time to writing about the game, who said that it was a physical handicap for an infielder to be left handed.

It is true that there have not been very many left hand infielders. Count them up and it will take a great deal of research to locate a score. Yet among them will be found some players who have made a great deal of history in our national game.

I was engaged by Boston to catch. I did not have a great many opportunities to catch because there were good catchers in those days for Boston, and somehow the older players and the manager seemed to think that it was better to stick to the old fellows, especially in view of the fact that Boston was a championship factor in the big league race most of the time.

There came a day when it was evident that Boston would need a new first baseman. It was suggested to me that it would not be a bad idea if I tried for first base. I did, and was given the position.

I could not change from left hand to right and I determined that I would prove that a left hand first baseman could play the position quite as well as a right hand first baseman. I had not been the regular first baseman of the Boston team very long before I was more than delighted to hear that I was not only successful, but that I was proving daily that the left hand first baseman is more of a success than the right hand player, and I believe now that it is generally accepted that all things being equal, managers would prefer the left hand first baseman to the right hand first baseman.

So there is one instance where the theorist was beaten out by the practical side of the game.

If there are any young ball players who are desirous of playing base ball and playing it well, and who feel that they are qualified to play first base, my advice to them is to go ahead and play for all that they are worth.

We shall probably have to grant that the second baseman, the shortstop and the third baseman would better be right hand players, but when it comes to first base the left hander is naturally better equipped for the position because his throwing arm is on the *right* side of the diamond. The right hand first baseman's throwing arm is on the *wrong* side of the diamond.

On any kind of a ground hit on which the first baseman is compelled to run forward before he picks up the ball preparatory to throwing it to first base it is safe to say that if he gets it cleanly, when he recovers and stands erect, he will be in a better position to throw to second base than the right hand first baseman. The latter must make a sort of half turn and sometimes he must make a whole turn. The left hand player grasps the ball, straightens himself out, and shoots it on a line to the second baseman or to the shortstop.

It is not necessary to enter into any argument to convince young players or old. Even if you happen to be a right hander get out some day and try for yourself. Although you may not be able to throw the ball with your left arm, because of lack of practice, you will ascertain the moment that you have the ball in your hand, that it is a great deal easier for a left hand first baseman to shoot it around the infield and especially to his right than it is for the right hand first baseman. The left hander saves time, and time frequently makes put outs with the same facility as good plays.

Once there was a second baseman in the league who was left handed. He labored with exactly the same handicap as the right hand first baseman. Almost every time that he fielded the ball he had to make a half turn toward first base to get the

runner. The time that he lost in making that turn was fatal when there happened to be a sprinter at bat.

If a first baseman is placed under any handicap when he is left handed, it may result now and then when he is trying to get a throw at first base which looks as if the ball will cross the runner. The right hand player is usually able to keep inside the bag and by doing so keeps out of danger. The left hand player in reaching for the ball is apt to cross the base and when he does so there is always a chance of a collision.

To obviate this it is well for all left hand players to practice faithfully catching the ball in the right hand, which is gloved.

When I first began to play first base I was not wholly sure of my right hand. Now I have about as much faith in it as I have in my left. I have worked day after day in making what might be called an underhand back hand catch, securing the ball on the run when it is returned quickly to me from second base, and it is seldom that I miss it with the present excellent gloves in use.

It has been customary to discourage some of the young players who are naturally left handed, and I maintain, that unless they wish to play at second, or on the left side of the infield they should not be discouraged, but should be made as perfect as possible.

There is no handicap to an outfielder who is a left hander. Some of the very best ball players in that position are left handers. Almost without exception the long throwers are left handers. I am sure that any base ball manager would be very glad to have Speaker of the Boston Americans, who is a left hander and accurate in his throwing.

The coming first basemen of the United States may not all be left handers, but I am willing to make a prophecy that all the left hand first basemen who really try to improve, and who play the national game to the best of their effort, will rank among the very high class ball players of the United States.

This is one position on the infield in which the left hander has as much right to assert his supremacy as the right hander may have to assert supremacy at second base.

HOW TO PLACE YOURSELF

The regular position for a first baseman is about ten feet inside of the bag and the same distance to the rear of a line drawn between first and second, unless the base line is skinned and the other portions of the diamond are covered with grass. In this latter case field back just far enough to get a grounder before it leaves the skinned surface. This covers the ground toward second not taken care of by the second baseman and yet enables you to prevent hits getting between yourself and the bag.

There is but one standard position for a first baseman while waiting for a batter with the bases vacant. Face the batter and lean slightly forward on the toes with the hands on the knees. This will enable you to get a quick start either for first in order to cover the bag on a throw or to field the ball. Balance yourself evenly so as to be able to get a quick start toward second or first as the case may demand. Watch the pitcher and get a start when he delivers the ball so as to get in motion. If you are standing still when the ball is hit sharply it is likely to get the jump on you and get past before you can get to it.

In fielding grounders there are several things to look out for. Be sure to get your glove firmly on the ground so as to prevent the ball from forcing its way under your fingers. A first baseman seldom has to field a ball with one hand and, when possible, always use both. Many of the chances sent toward first are hard enough without making them more so by trying for a spectacular play. In fielding any kind of a ball always squeeze it hard or it may twist out of your glove. When the ball comes to you on the ground keep your knees together and your body low so as to block the leather in case it should get past your hands. Even if the latter happens this will save you some disastrous consequences.

In making a catch always try to place yourself in a position for the next play. In a good percentage of the cases this will be a run over to first to tag the bag. The pitcher should cover first or in some cases the second baseman, and in case they do it is best to make a toss to first. It costs you nothing to give the player covering the bag an out, while you take the assist. It is better to make the assist even when the out could be made with ease by yourself. The only exception to this is when the man covering the bag is unreliable in taking throws and in that case try hard to get the out yourself. In case the bag is not covered and the decision is close a slide will frequently save the day for you when you would otherwise fail.

First basemen have an opportunity to distinguish themselves on flies but a failure to handle them correctly will just as surely lead to censure. Most of the chances offered in this line are on foul flies and speed and a good eye are needed. Practice catching fouls before games. Make a batsman give you flies instead of confining his attention to grounders.

The easiest flies for the first baseman to get are those just outside of first or in toward the home plate. The hardest to handle are the ones directly back of the bag. These latter must be taken while running with the ball and with your back to the latter. On fair flies just inside the base line or further over toward second, care is necessary in order to avoid a collision with the second baseman. On flies in far enough for the catcher to get to the ball, he should be allowed to handle the chance owing to his large glove. The advantage in this direction, however, is with the first baseman in comparison with the other fielders.

In handling flies at first watch out for a steal when there are men on the bases. Stolen bases on a catch by the first baseman are more probable than on any other member of the team excepting the outfielders. Many fouls are caught with the back turned to first and going away from the latter. A quick turn is almost impossible to make and a fast base runner can get well started before the baseman is in a position to throw.

FIELDING THE POSITION

So far fielding in general has been dealt with, but now we come to the work which pertains more especially to first base. The first and foremost problem a first baseman has to solve is: taking throws from the fielders. A study of the infielders will do much to help you in this. Some fielders throw a ball which is easy to handle even though it comes over fast, while others put such force behind their throws that the first baseman is almost knocked off his feet.

Throws from nearly every position have their peculiarities. The easiest ones come from second base owing to the shorter distance the second baseman has to throw. Hard and high throws come mostly from the shortstop. From third base the throws are most likely to be wide or low. Throws from the catcher are hard as a rule and most of them hurried. The pitcher is the one most likely to cause the first baseman trouble, however. His throws are at short range and come quick and hard. With an erratic pitcher it takes hard work when a man is on first. With a fast man at bat there is more likelihood of a poor throw than otherwise owing to hurried fielding.

In fielding do all you can to steady your assistants. Face the way the ball is coming with your hands extended as a guide to the fielders. On a slow throw extend yourself as far toward the ball as you can without getting both feet off the bag. On a wide throw, in toward the plate, reach in toward the diamond so as to leave space behind you for the base runner. Unless you do he will collide with you and spoil your catch. In reaching for wide throws behind the bag this danger need not be figured on to such an extent. If forced to pull your foot off a few inches in getting the ball do not put your foot back on the bag after the man is safe. This will give the play away to the umpire every time, when a good bluff may result in the runner being called out.

High and low throws must be handled with judgment. If the throw is not so high as to force you to take your feet off the bag, go after it with both hands. You can reach higher with one hand than with two, however, and it is better to make a one hand catch with your feet on the bag than to get the ball with both and be forced to jump. If you get the ball at all you are also sure of an out, while when you are forced to jump the runner may get to base before you come down. When forced to jump for a ball try to catch it in such a way that you will light on the bag. In case of very wild throws where it is impossible to get your man, try hard to stop the ball no matter how you do it as the object then is to prevent the runner from getting extra bases.

Low throws must either be waited for or smothered. If the ball bounds far enough from the bag to come up higher than your knees the chance should be easy to handle. When the ball hits in close to the bag go after it just as it hits and before it has time to get started upward. When the ball is right up in front of you knock it down with your glove and pick it up. If the runner is not too close, a step away from the bag will frequently make a hard chance an easy one, but in taking such a risk you must judge the speed of the runner correctly. As in the case of the high throw make your out if possible, but under any circumstances make the stop even if you fail to get your man.

A good glove will prove of the greatest aid in handling hard chances. There is no excuse for a first baseman who does not provide himself with one. No restrictions are placed on the first baseman's glove as to size and shape, but if the latter is too large it will be unwieldy to handle. As most of the work at first is in the stopping of throws, a mitt is best. One with lacing around the edges is to be preferred as the padding can then be arranged to suit yourself. If properly padded the ball should stick without trouble even when making one-hand stops.

Good shoes are also an important item and the best you can afford are none too good. See that the spikes on your shoes are firm and sharp enough to give you a good hold.

PLAYING FOR BATTERS

So far we have given the batsman but little consideration and here is where brain work tells. A close study of the batsman is necessary to play a first-class game. With practice most anyone can become a good mechanical player but few master the finer points. A careful study of the game, the batsman and your own pitcher are required for this.

The first thing to notice is whether the batsman is right or left-handed. This will make all of the difference as to where he is likely to place a hit. With a left-hand batter and a slow pitcher or with a right-hand batter and a fast one the first baseman has more cause to look for hits than if the reverse conditions exist. With a slow pitcher the latter is likely to pull the ball around toward first when batting left-handed, but the hardest chances come with a fast pitcher and a right-hand batter.

Different curves and different styles of pitching also produce different fielding conditions. Fast pitching with the ball straight over the plate produces chances which are easy to handle unless the ball is hit too hard to stop. A straight pitched ball is generally hit without skew or twist and it requires less care in handling than any other kind.

When a pitcher is using curves and breaks and getting hit at all hard the fielders have their troubles. Bad bounds and breaks are to be looked for then. The ball is almost certain to have a certain amount of rotary motion and this causes bad bounds and sharp breaks. No rule can be laid down for fielding such hits and much judgment and experience is necessary in handling them properly. Even the best players are sometimes fooled, so do not get discouraged in case you make a break. Try to study out for yourself the reason why you make an error and whether

it was the pitching, peculiar batting or irregularities in the diamond which caused it. No two diamonds are exactly the same so far as fielding is concerned and the quicker you find out the ground around your position the better off you will be. By studying out causes for your failures you will lay up a store of knowledge which will prevent many mishaps in the future.

In placing yourself for the batter you should know something about the man you are playing for. It is safe to play closer in for a fast man who places the ball than a heavy hitter, though the first baseman has less latitude in this respect than the shortstop or third baseman. When fielding back for a heavy-hitting batsman take care not to get so far onto the grass along the base line when you are playing on a diamond with skinned base lines, that the ball will bound bad on leaving one surface for the other. In fielding always keep yourself in position to make the next play.

A word in regard to bunting is in order here. The first baseman does not have to handle as many bunts as the pitcher, third baseman or catcher but he is forced to take one now and then. Most of his chances of this kind come on bunts which are hit hard enough to get them past the pitcher and the important point is to know where you are going to throw. Either the pitcher or second baseman will cover the bag but they may have to do it on the run, so be careful to make the toss in such a way that they can handle the ball. Bunts directly down the first base line are the hardest to handle owing to the quick turn necessary and you should field in such a way as to make the turn with as little loss of time as possible.

The most important thing of all is to play the ball and **never** let the ball play you.

PLAYING FOR BASE RUNNERS

First base is one of the hardest on the diamond to take care of, with a man on base. In order to prevent a steal with a man on first the baseman must hold him close to the bag. The moment a runner gets a long lead off the bag he is sure to steal as the catcher has but one chance in a hundred of catching him. A perfect understanding between the first baseman, pitcher and catcher are necessary to keep the runner close to the bag. Signals between the three are necessary and they may be made in any way so long as they are simple and can not be read too readily by the opposing players.

The stricter enforcement of the balk rule on the pitcher has made it much harder than formerly to prevent the runner from getting a lead off first which will make a steal practically certain. It is all the more imperative to hold the runner close to first if you have a weak throwing catcher behind the bat. Once on second a single will score a fast runner while he is not likely to get beyond second if on first unless the ball is hit to right field. Therefore work hard to keep your man on first.

With a runner on first you are working more for the man at that point than for hits. Govern yourself by this. The runner will get as far off first as you do. Stay closer to the bag on this account than when the bases are empty. When the pitcher delivers the ball you can move out a step if you think the batsman is likely to put the ball well inside the bag. Do not get too far away, however, or a hit may be sneaked past you just inside the bag. The second baseman plays further over toward first when you are forced to hold a man at that point and he should get hits which are too far out for you to reach handily.

When the ball is not actually being pitched to the batter, keep working the base runner. If he takes too much of a lead while

the pitcher is winding up signal the catcher and the latter will pass the sign to the pitcher unless you can signal the pitcher direct. Then make a quick dash for the bag. Do not tire the pitcher by asking him to make too many throws, however. Sometimes a runner will be caught napping if you make a start toward second and then make a quick jump back past him to the bag. If possible, work your way around the base runner and try to induce him to get a good lead ahead of you toward second. If you are standing on the bag the runner will sometimes stand a few inches away from the latter. A quick throw will catch him napping unless he has his wits about him. With a left-hand pitcher the throw to first to catch a runner napping is easier and it is possible to hold the runner closer to the bag.

One of the best tricks to catch a man off first is worked with the assistance of the second baseman. The first baseman takes a long lead off first drawing the runner with him. Then the second baseman sneaks around behind the runner and makes a dash for first. This play depends for its success upon good signal work. Always be sure the catcher has signaled for an out ball before the play or the batter is likely to send a hit through the place left vacant by the second baseman. The pitcher must do all that he can short of balking to lead the runner and batter to believe that he is going to deliver the ball.

With a good catcher a throw from the latter occasionally will keep the runner in check, especially if the catcher can snap the ball fast and signals the pitcher for a pitch well up and out. The trick of the second baseman taking the throw to first can also be worked with the catcher doing the throwing.

With a man on first always watch out for a chance to make a double play. If forced in for the ball on a hit or over toward second the best way in most cases is to throw to second and force the man there, hustling back to first to take the return by the second baseman or shortstop. This play is particularly effective with a slow man batting and even if the double fails you catch the man nearest the plate.

CHANCE ON THE POSITION

First base is a position that is requiring more brain work right along and it has increased **greatly** in difficulty in the last ten years. More qualifications are required of a first baseman to-day than formerly and headwork is considered among the first. Besides this a first baseman must bat hard and run the bases well. He must understand how to advance a man on base and play team work both with his bat and in the field. Hence, the position is not the easy one some persons who have never given the matter any study imagine.

The main fault with young players is that they do not give attention enough to headwork. If they have good height and reach and can play a good mechanical game that is all they think is required of the position. This is all wrong. Headwork and snap on the part of the first baseman puts life into a team and the finished points which come only with study and practice are the ones which tell in the long run. Avoid being only a mechanical player and try to make yourself an active, hustling member of the team.

The first baseman is on one of the danger points of the diamond. Throws if unstopped at that point, are more likely to do serious damage than those to any other place on the team. On throws from shortstop, third baseman and pitcher, there is no chance to back him up, and if the ball gets past the first baseman the runner is sure of third, if not of home. On throws by the second baseman a good catcher will prevent the runner from getting around; but even here a miss is likely to prove costly. A first baseman is in a position to save more errors for his team mates than any other man on the team. Never shirk a bad throw even though it will not count as an error against you. That is the worst thing you can do as it will

cause your fielders to lose confidence in you. Even if impossible to make an out, try hard to stop the ball and save the extra bases that will be gained if you fail to do so. A conscientious player who is out for the good of his team even at the sacrifice of himself is the one who will succeed.

Study your fellow players carefully so as to know their peculiarities and be in a position to protect their weak points. Have a good understanding especially with the catcher and pitcher. An understanding with the other infielders is of but little less importance as the first baseman must work with them more than any other player on the team.

In conclusion, play clean, hard ball. Never give up and play the hardest you know how even if your team appears hopelessly beaten. There frequently comes a change in luck when a game appears to have been lost which ultimately leads to victory, and you can not foresee when it is coming. Therefore keep trying.

ACCEPT NO
SUBSTITUTE

THE SPALDING



TRADE-MARK

GUARANTEES
QUALITY

By
National
League
Approved by
August 9, 1912.



By
National
League
Approved by
August 9, 1912.

August 9, 1912.

A. G. Spalding & Bros. have furnished the National League with their Official Base Ball since 1878. I consider that the new Cork Center ball that you are now furnishing is the best that the National League has ever used. It is a great step forward in base ball construction.

Yours very truly,
T. J. Linn
President

Spalding "Official National League" Ball

REG. U. S. PAT. OFF.

PATENT
CORK
CENTER

Patented August 31, 1909

Best Base Ball
Ever Made



A-Cork
Center
B-Rubber
Cover

C-Blue
Wool Yarn
D-White
Wool Yarn

E-Blue Wool Yarn

To Those Who Play Base Ball

Every modification we have ever adopted in the construction of our Official League Ball has been decided upon after exhaustive experiments, always with the sole purpose of improving the qualities of the ball. The last improvement was in the core itself. The result is that the 1913 Spalding Official League Ball is the best type of ball we have ever turned out. It is more durable, more uniform in resistance, and holds its spherical shape better than any type of base ball made heretofore by anybody. I consider the 1913 Spalding Official League Ball nearer perfection than any base ball ever made. I personally investigated this improvement when it was first proposed in 1908. I then had an exhaustive series of experiments and tests made to determine whether the core could be improved. I was present at these experiments and found that unquestionably the 1913 type of ball was a great improvement from the standpoint of the ball player as well as the durability of the ball itself. I therefore authorize the following statement:

THE SPALDING 1913 OFFICIAL NATIONAL LEAGUE BALL, the same as used since August 1, 1910, without change in size of cork or construction, is the best, base ball that has ever been manufactured and sold by anybody.

A. G. Spalding

THE Spalding "Cork Center" has not only improved the ball, but it has also improved the game. Base ball played with the Spalding "Cork Center" Ball is as far in advance of the game played with an ordinary rubber center ball as the game played with the Spalding "Official National League" Ball of 1909 and before was in advance of the original game with the home made ball composed of a slice from a rubber shoe, some yarn from dad's woolen sock, and a cover made of leather bought from the village cobbler and deftly wrapped and sewed on by a patient mother after her day's work was done.

Base ball to-day is no hazardous amusement, it is a scientific pastime, a sport of almost geometric exactitude. It commands the best that is in men of national prominence, and gives in return the plaudits of millions who testify by their presence and enthusiasm to the wonderful hold which this most remarkable game has upon the feelings of the great American public.

Anything which results in making the game more interesting to the spectators is good for the game itself, providing it does not interfere with the development of the sport as an athletic pastime. With the Spalding "Cork Center" Ball the game is just as interesting in the last inning as in the first, the ball holds its life right through the game and being a more even playing ball than the old rubber center style it makes the game a surer test of the relative skill of the opposing teams.

Spalding Complete Catalogue of Athletic Goods Mailed Free.

PROMPT ATTENTION GIVEN
TO ANY COMMUNICATIONS
ADDRESSED TO US

A. G. SPALDING & BROS.
STORES IN ALL LARGE CITIES

COMPLETE LIST OF STORES
ON INSIDE FRONT COVER
OF THIS BOOK

Prices in effect January 5, 1913. Subject to change without notice. For Canadian prices see special Canadian Catalogue.

ACCEPT NO
SUBSTITUTE

THE SPALDING



TRADE-MARK

GUARANTEES
QUALITY


REG. U. S. PAT. OFF.

Spalding "Official National League" Ball

(REG. U. S. PAT. OFF.)

Patent Cork Center

Patented August 31, 1909



Adopted by the National League in 1878, is the only ball used in Championship games since that time and has now been adopted for twenty years more, making a total adoption of fifty-four years.



This ball has the Spalding "Patent" Cork Center, the same as used since August 1, 1910, without change in size of cork or construction

Each ball wrapped in tinfoil, packed in a separate box, and sealed in accordance with the latest League regulations. Warranted to last a full game when used under ordinary conditions.

No. 1 { Each, . . . \$1.25
Per Dozen, \$15.00

The Spalding "Official National League" Ball has been the Official Ball of the Game since 1878

Spalding Complete Catalogue of Athletic Goods Mailed Free.

PROMPT ATTENTION GIVEN TO ANY COMMUNICATIONS ADDRESSED TO US

A. G. SPALDING & BROS. STORES IN ALL LARGE CITIES

COMPLETE LIST OF STORES ON INSIDE FRONT COVER OF THIS BOOK

ACCEPT NO
SUBSTITUTE

THE SPALDING



TRADE-MARK

GUARANTEES
QUALITY

REG. U. S. PAT. OFF.

Spalding

"Official National League" Jr. Ball

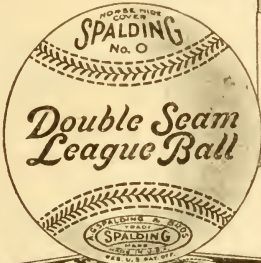
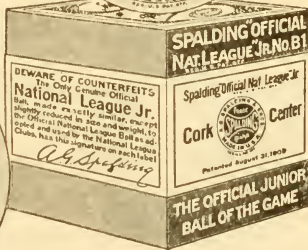
Reg. U.S. Pat. Off.

PATENT CORK CENTER

Patented August 31, 1909

Made with horse hide cover and in every respect, including patent cork center, same as our "Official National League" (Reg. U.S.) Ball No. 1, except slightly smaller in size. Especially designed for junior clubs (composed of boys under 16 years of age) and all games in which this ball is used will be recognized as legal games. Warranted to last a full game when used under ordinary conditions.

No. B1. "Official National League" Jr.
Reg. U.S. Pat. Off. Each, \$1.00



Spalding Double Seam League Ball

Pure Para Rubber Center

Sewed with double seam, rendering it doubly secure against ripping. The most durable ball made. Horse hide cover, pure Para rubber center, wound with best all-wool yarn. Warranted to last a full game when used under ordinary conditions, but usually good for two or more games.

No. 0. Each, \$1.25 Dozen, \$15.00

Spalding Complete Catalogue of Athletic Goods Mailed Free.

PROMPT ATTENTION GIVEN TO ANY COMMUNICATIONS ADDRESSED TO US

A. G. SPALDING & BROS. STORES IN ALL LARGE CITIES

COMPLETE LIST OF STORES ON INSIDE FRONT COVER OF THIS BOOK

Prices in effect January 5, 1913 Subject to change without notice. For Canadian prices see special Canadian Catalogue.

ACCEPT NO
SUBSTITUTE

THE SPALDING



TRADE-MARK


GUARANTEES
QUALITY



Spalding League Rubber Center Ball
No. 1RC. Horse hide cover, pure Para rubber center, wound with best wool yarn; double stitched red and green. Each, \$1.00 Doz., \$12.00



Spalding City League
No. L4. Horse hide cover, and rubber center wound with yarn. Full size and weight. Very well made. Each, 75c. Doz., \$9.00



Spalding National Association Jr.
No. B2. Horse hide cover, pure Para rubber center wound with yarn. Slightly under regulation size. Each, 75c.

Above balls warranted to last a full game when used under ordinary conditions.



Spalding Professional
No. 2. Horse hide cover, full size. Carefully selected material; first-class quality. In separate box and sealed. Each, 50c.



Spalding Public School League
No. B3. Junior size, horse hide cover, rubber center wound with yarn. For practice by boys' teams. Each, 50c.



Spalding Lively Bounder
No. 10. Horse hide cover Inside is all rubber, liveliest ball ever offered. In separate box and sealed. Each, 25c.




Spalding Junior Professional
No. 7B. Slightly under regular size. Horse hide cover, very lively. Perfect boys' size ball. In separate box and sealed. Each, 25c.



Spalding King of the Diamond
No. 5. Full-size, good material, horse hide cover In separate box. Each, 25c.



Spalding Boys' Favorite Ball
No. 12. Lively, two-piece cover. Dozen balls in box. Each, 10c.



Spalding Boys' Amateur Ball
No. 11. Nearly regulation size and weight. Best for the money on market. Dozen balls in box. Each, 10c.



Spalding Rocket Ball
No. 13. Good bounding ball, boys' size. Best 5-cent two-piece cover ball on the market. Dozen balls in box. Each, 5c.

PROMPT ATTENTION GIVEN
TO ANY COMMUNICATIONS
ADDRESSED TO US

A. G. SPALDING & BROS.
STORES IN ALL LARGE CITIES

COMPLETE LIST OF STORES
ON INSIDE FRONT COVER
OF THIS BOOK

ACCEPT NO
SUBSTITUTE

THE SPALDING



TRADE-MARK

GUARANTEES
QUALITY

SPALDING "WORLD SERIES" CATCHERS' MITT

Patented January 2, 1906; March 30, 1909, and including King Patent Padding, Patented June 23, 1910.

PROFESSIONAL MODEL. KING PATENT PADDING

No. 10-0. Patented Molded Face. Modelled after ideas of greatest catchers in the country. Brown calfskin throughout. King Patent felt padding, hand stitched, may be adjusted readily. Patent laced back; leather lace; metal eyelets; leather strap and brass buckle fastening. Felt lined strap, and heel of hand-piece also felt lined. Leather bound edges. Smaller than our No. 9-0. . . . Each, **\$8.00**



No. 10-0

Spalding "Three-and-Out" Catchers' Mitt

Patented January 2, 1906; Patented March 30, 1909.

No. 9-0. Patented Molded Face and hand formed pocket. Brown calfskin throughout. Padded with hair felt; patent lace back; leather lace; metal eyelets; leather strap and brass buckle fastening. Heel of hand piece felt lined. Leather bound edges. Larger than No. 10-0; has not patent King Padding. Each, **\$8.00**

Spalding "Perfection" Catchers' Mitt

Patented January 2, 1906, March 30, 1909, and including Fox Patent Padding, Patented February 20, 1912.

No. 7-0. Brown calfskin throughout. Patent combination shaped face, padding of hair felt and Fox Patent Padding Pocket, so additional padding may be inserted at heel. Extra felt padding supplied with each mitt. Patent laced back and thumb; leather lace; strap-and-buckle fastening. Heel of hand-piece felt lined. Leather bound edges. . . . Each, **\$6.00**



No. 7-0

Spalding "Collegiate" Catchers' Mitt

Patented January 2, 1906, March 30, 1909, and including King Patent Padding, Patented June 23, 1910.

No. 6-0. Molded face. Olive-colored leather, perfectly tanned to enable us to produce necessary "pocket" with smooth surface on face. King Patent felt padding, hand stitched, patent laced back and thumb; leather lace; strap-and-buckle fastening. Heel of hand-piece felt lined. Leather bound edges. Each, **\$5.00**



No. 5-0

Spalding "League Extra" Catchers' Mitt

Patented Jan. 2, 1906; Sept. 23, 1908; March 30, 1909.

No. 5-0. Molded face. Tanned buff colored leather, patent felt padding; strap-and-buckle fastening at back; reinforced at thumb; patent laced back. Heel of hand-piece felt lined. Leather bound edges. . . . Each, **\$4.00**

Spalding "League Special" Catchers' Mitt

Patented January 2, 1906; March 30, 1909.

No. 4-0. Molded face. Tanned brown leather; patent felt padding; reinforced and laced at thumb; patent laced back; strap-and-buckle fastening at back. Heel of hand-piece felt lined. Leather bound edges. Each, **\$3.00**

Spalding Complete Catalogue of Athletic Goods Mailed Free.

PROMPT ATTENTION GIVEN
TO ANY COMMUNICATIONS
ADDRESSED TO US

A. G. SPALDING & BROS.
STORES IN ALL LARGE CITIES

COMPLETE LIST OF STORES
ON INSIDE FRONT COVER
OF THIS BOOK

ACCEPT NO
SUBSTITUTE **THE SPALDING**



TRADE-MARK GUARANTEES
QUALITY

REG. U. S. PAT. OFF.



No. 3-O

Showing heavy sole leather
finger protection, which is
the special feature on the
Nos. 3-O and OR Mitts



No. 15



No. 3R

Spalding Complete Catalogue of Athletic Goods Mailed Free.

Spalding Men's Catchers' Mitts

No. 3-O. "Decker Patent." Brown oak tanned leather throughout; patent laced back, reinforced, laced at thumb. Sole leather finger protection. Each, **\$3.50**

No. OR. "Decker Patent." Black grain leather throughout; reinforced and laced at thumb; patent laced back. Sole leather finger protection. Each, **\$2.50**

No. O. "Interstate." Professional model size. Brown grain leather face, sides and finger piece, pearl grain leather back; padded; reinforced, laced at thumb; patent laced back. Ea., **\$3.00**

No. OA. "Inter-City." Special large size. Brown grain leather face, green leather sides and back; reinforced, laced at thumb; patent laced back. Each, **\$2.50**

No. 15. "Athletic." Large model. Smoked horse hide face and finger-piece; reinforced and laced at thumb; patent laced back. Special style padding. Each, **\$2.00**

No. 1C. "Back-Stop." Large model. Gray leather face and finger-piece; brown leather side and back; padded; reinforced, laced at thumb; patent laced back. Each, **\$1.50**

No. 1R. "Semi-Pro." Large model. Black grain leather; reinforced, laced at thumb; patent laced back. Special padding. Ea., **\$2.00**

No. 2C. "Foul Tip." Oak tanned leather; padded; reinforced and laced at thumb; back patent full laced. Each, **\$1.00**

No. 2R. "Association." Large model. Black, smooth tanned leather face, back and finger-piece; tan leather sides; padded; reinforced and laced at thumb. Each, **\$1.00**

Spalding Youths' Catchers' Mitts

No. 3R. "Interscholastic." Large size. Black leather face, back, finger-piece; sides of brown leather; reinforced, laced at thumb. Ea., **75c.**

No. 2B. "Youths' League." Junior size. Pearl colored; smooth tanned leather face and finger-piece; back and sides of brown leather; padded; patent laced thumb. Each, **\$1.00**

No. 4. "Public School." Large size. Face, finger-piece and back brown oak tanned leather; padded; reinforced, laced at thumb. Ea., **50c.**

No. 5. "Boys' Delight." Face and finger-piece of brown oak tanned leather; canvas back; laced thumb; well padded. Each, **25c.**

No. 6. "Boys' Choice." Brown oak tanned leather; padded; laced thumb. Each, **25c.**

All Styles Made in Rights and Lefts. When Ordering for Left Handed Players Specify "Full Right."

PROMPT ATTENTION GIVEN
TO ANY COMMUNICATIONS
ADDRESSED TO US

A.G. SPALDING & BROS.
STORES IN ALL LARGE CITIES

COMPLETE LIST OF STORES
ON INSIDE FRONT COVER
OF THIS BOOK

ACCEPT NO
SUBSTITUTE

THE SPALDING



TRADE-MARK

GUARANTEES
QUALITY

REG. U. S. PAT. OFF.

Spalding "World Series" Basemen's Mitts

Patented June 29, 1910.

Spalding "Broken-In" Basemen's Mitt

No. **AAX**. Already broken in; ready to put on and play when you buy. Finest buck. King Patent Padding, arranged for insertion of extra padding. Each, **\$5.00**



No. AAX

Professional Models. King Patent Padding

No. **BXP**. Calfskin; leather lacing. Leather strap at thumb. King Patent Padding. Each, **\$4.00**

No. **AXP**. White tanned leather throughout. Leather strap at thumb. King Patent Padding. Each, **\$4.00**

Spalding "League Special" Basemen's Mitt

Patented Feb. 20, 1912

No. **AX**. With Fox Patent Padding pocket, so additional padding may be inserted. Extra felt padding supplied with each mitt. White tanned buckskin face, back and lining; leather lacing all around. Ea., **\$4.00**



No. CO

Spalding Basemen's Mitts

No. **BXS**. "League Special." Brown calfskin face, back and lining; leather lacing all around. Ea., **\$4.00**

No. **CO**. "Professional." Olive calfskin face, back and lining. Padded; laced all around. Each, **\$3.00**

No. **CX**. "Semi-Pro." Face of tanned buff-color leather, back of firm tanned brown leather, laced all around, padded at wrist and thumb. Each, **\$2.50**

No. **CXR**. "Amateur" (Black.) Black calfskin face, black leather back and lining. Properly padded; laced all around. Each, **\$2.00**

No. **CXS**. "Amateur." Tanned brown grained leather. Correctly padded; laced all around. Ea., **\$2.00**

No. **DX**. "Double Play." Oak tanned leather, padded, laced all around. Each, **\$1.50**

No. **EX**. "League Jr." Black smooth leather, laced all around. Suitably padded. Each, **\$1.00**



No. 1F

Spalding "League Extra" Pitchers' and Basemen's Mitt

No. **1F**. Face of white buck, balance of brown calfskin; padded; without hump. Laced all around. Ea., **\$3.50**

Spalding Fielders' Mitts

No. **2MF**. Pliable; best for outfielders. Brown calfskin face; extra full thumb, leather lined. Ea., **\$3.00**

No. **5MF**. Specially tanned olive leather, padded with fine felt; leather lined; full thumb, Ea., **\$2.00**

No. **6MF**. Made of white tanned buckskin; leather lined; large thumb; well padded. Each, **\$1.50**

No. **7MF**. Good quality pearl colored leather; well padded; leather lined. Each, **\$1.00**

No. **8F**. Black tanned leather, padded; leather lined; reinforced, laced at thumb. Each, **\$1.00**

No. **9F**. Boys' mjt. Oak tanned smooth leather, padded; reinforced and laced at thumb. Each, **50c.**



No. 2MF

Made in Rights and Lefts. When Ordering for Left Handed Players Specify "Full Right."

Spalding Complete Catalogue of Athletic Goods Mailed Free.

PROMPT ATTENTION GIVEN
TO ANY COMMUNICATIONS
ADDRESSED TO US

A.G. SPALDING & BROS.
STORES IN ALL LARGE CITIES

COMPLETE LIST OF STORES
ON INSIDE FRONT COVER
OF THIS BOOK

ACCEPT NO
SUBSTITUTE

THE SPALDING



TRADE-MARK

GUARANTEES
QUALITY

Spalding "Broken-In" Infielders' Glove
No. SXL. "Broken-In" style. Professional model.
Patented March 10, 1908. Specially prepared leather. Needs no break-
ing in, simply slip it on and start playing. Full leather
lined. Weltd seams. Each, \$5.00



Spalding "World Series" Infielders' Gloves
Leather Lined. Weltd Seams.

No. BB1. Professional model. King Patent Padding.
Patented March 10, 1908. Finest quality buckskin. Worn by some of the
most successful National and American League infielders.
Most popular style ever put out. Each, \$4.00
No. AA1. For professional players. Finest buckskin.
Regular padding, very little, but in right place. \$4.00

No. SXL

The Spalding "Leaguer" Glove

No. SS. Designed by one of the greatest infielders that
ever played base ball. Might call it a special "Shortstop"
glove, although it is an all-around style and is equally
suitable for any infield player. Best quality buckskin,
weltd seams and leather lined throughout. Ea., \$4.00



No. SS

Spalding Infielders' Gloves

No. PXL. "Professional." Buckskin in this glove is
the finest obtainable. Heavily padded around edges
and little finger. Extra long to protect wrist. Leather
lined throughout. Weltd seams. Each, \$3.50
No. RXL. "League Extra." Black calfskin. Highest
quality throughout. Design similar to No. PXL. Full
leather lined. Weltd seams. Each, \$3.50
No. PX. "Professional." Finest buckskin, same as in
our No. PXL. Padded with felt. Weltd seams. Ea., \$3.00
No. XWL. "League Special." Tanned calfskin. Padded
with felt. Extra long to protect wrist. Highest quality
workmanship. Full leather lined. Weltd seams. Ea., \$3.00
No. 2W. "Minor League." Smoked horse hide. Pro-
fessional model, full leather lined; King Patent Padding,
as in Nos. SXL and BB1. Weltd seams. Each, \$3.00
No. 2XR. "Inter-City." Professional style, with padded
little finger, extra large thumb; weltd seams. Good
quality black calf. leather lined throughout. Each, \$2.50
No. 2Y. "International." Smoked horse hide; pro-
fessional style, with specially padded little finger, extra
large thumb, weltd seams. Full leather lined. Ea., \$2.50
No. PBL. "Professional Jr." Youths' Professional style.
Selected velvet tanned buckskin. Same as No. PXL men's.
Leather lined throughout. Weltd seams. Each, \$2.50
No. 3X. "Semi-Pro." Good quality gray buck tanned
leather. Large model. Correctly padded; weltd seams.
Leather lined throughout. Each, \$2.00
No. 2YA. "Either Hand." For right or left hand,
fitting either equally well. Special quality smoked horse
hide; weltd seams. Leather lined throughout. Ea., \$2.50



No. 2W



No. 2YA

Above Gloves are made regularly with Web of Leather between Thumb and First Finger, which can
be cut out very easily if not required. All Spalding Infielders' Gloves are made with our diverted
seam (Patented March 10, 1908) between fingers, adding considerably to durability of the gloves.

All Styles Made in Rights and Lefts. When Ordering for Left Handed Players Specify "Full Right."

PROMPT ATTENTION GIVEN
TO ANY COMMUNICATIONS
ADDRESSED TO US

A. G. SPALDING & BROS.
STORES IN ALL LARGE CITIES

COMPLETE LIST OF STORES
ON INSIDE FRONT COVER
OF THIS BOOK

ACCEPT NO
SUBSTITUTE

THE SPALDING



TRADE-MARK

GUARANTEES
QUALITY

REG. U. S. PAT. OFF.

Spalding Infielders' Gloves



No. 3XR



No. XLA



No. 10



No. 16

No. 3XR. "Amateur." Good quality black tanned leather, correctly padded, and extra large thumb; welted seams. Leather lined throughout. . . . Each, \$2.00

No. 4X. "Association." Good quality brown tanned leather, nicely padded; leather lined throughout, with inside hump; welted seams. Good value. Each, \$2.00

No. 11. "Match." Professional style glove; special tanned olive colored leather throughout; welted seams; correctly padded; full leather lined. . . . Each, \$1.50

No. XL. "Club Special." Made of special white tanned leather, correctly padded on professional model; welted seams; leather lined. . . . Each, \$1.50

No. XLA. "Either Hand." For right or left hand. Special white tanned leather, correctly padded; welted seams; leather lined. . . . Each, \$1.50

No. ML. "Diamond." Special model, very popular. Smoked sheepskin, padded; full leather lined. Ea., \$1.50

No. XS. "Practice." White velvet tanned leather; welted seams; inside hump; full leather lined. Each, \$1.25

No. 15. "Regulation." Men's size. Brown tanned leather, correctly padded; palm leather lined. Ea., \$1.00

No. 15R. "Regulation." Men's size. Black tanned leather, padded; inside hump; palm leather lined. Each, \$1.00

No. 10. "Mascot." Men's size. Olive tanned leather, padded; popular model; welted seams; palm leather lined. . . . Each, \$1.00

No. 12. "Public School." Full size. White chrome tanned leather, correctly padded; inside hump; palm leather lined. . . . Each, 75c.

No. XB. "Boys' Special." Boys' Professional Style; good quality special tanned white leather, welted seams; leather lined throughout. . . . Each, \$1.00

No. 12R. "League Jr." Full size. Black smooth tanned leather, lightly padded, but extra long; palm leather lined; welted seams; inside hump. Each, 75c.

No. 16. "Junior." Full size; white chrome tanned leather, lightly padded, but extra long; palm leather lined. . . . Each, 50c.

No. 16W. "Star." Full size; white chrome tanned leather, welted seams; correctly padded; palm leather lined. . . . Each, 50c.

No. 17. "Youths." Good size, special brown smooth tanned leather, nicely padded; inside hump, palm leather lined. . . . Each, 50c.

No. 14. "Boys' Amateur." Youths' professional style. Special tanned white leather correctly padded and inside hump; palm leather lined. . . . Each, 50c.

No. 18. "Boys' Own." Oak tanned leather, padded; with inside hump; palm leather lined. . . . Each, 25c.

No. 20. "Boys' Favorite." Oak tanned leather, properly padded; palm leather lined. . . . Each, 25c.

Above Gloves are made regularly with Web of Leather between Thumb and First Finger, which can be cut out very easily if not required. All Spalding Infielders' Gloves are made with our diverted seam (Patented March 10, 1908) between fingers, adding considerably to durability of the gloves.

All Styles Made in Rights and Lefts. When Ordering for Left Handed Players Specify "Full Right." Spalding Complete Catalogue of Athletic Goods Mailed Free.

PROMPT ATTENTION GIVEN
TO ANY COMMUNICATIONS
ADDRESSED TO US

A. G. SPALDING & BROS.
STORES IN ALL LARGE CITIES

COMPLETE LIST OF STORES
ON INSIDE FRONT COVER
OF THIS BOOK

ACCEPT NO SUBSTITUTE

THE SPALDING



TRADE-MARK

GUARANTEES QUALITY

REG. U. S. PAT. OFF.



Spalding "Players' Autograph" Bats

No. 100. We have obtained permission from prominent National and American League players to include in our line duplicates of bats they are actually using and which we supply them with, and these "Players' Autograph" Bats, bearing signature of player in each case, represent their playing bats in every detail. Finest air dried second growth straight grained white ash, cut from upland timber, possessing greater resiliency, density, strength and driving qualities than that of any other wood. The special oil finish on these bats hardens with age and increases the resiliency and driving power of the bat. Each, \$1.00



Raymond J. ... **AUTOGRAPH MODEL**
Largest and heaviest bat (except Meyers special model) used by any professional ball player. Weights from 51 to 55 ounces. Length 35 in.

Blaine Zimmerman **AUTOGRAPH MODEL**
One of the best all around models ever produced. Medium small handle and well distributed striking surface. Equally suitable for the full swing and for the choke style of batting. Weights from 4# to 45 ounces. Length 34 inches.

Henry ... **AUTOGRAPH MODEL**
Well balanced, comparatively light weight, with sufficient wood to give splendid driving power. Weights from 36 to 40 ounces. Length 34 1/2 in.

Frank M. Schute **AUTOGRAPH MODEL**
Very small handle, and balanced so that with a full swing, terrific driving power results. Weights from 37 to 41 ounces. Length 35 inches.

Samuel B. Crawford **AUTOGRAPH MODEL**
Splendid model, comparatively small handle, well balanced. Weights from 40 to 44 oz. Length 35 in.

Frank L. ... **AUTOGRAPH MODEL**
Extra large heavy bat with thick handle. Weights from 44 to 48 ounces. Length 35 inches.

Ed ... **AUTOGRAPH MODEL**
Different model from that formerly used by Clarke, improved in balance, model and length. Weights from 39 to 43 ounces. Length 34 1/2 inches.

Ray ... **AUTOGRAPH MODEL**
Short bat, large handle, well rounded end. Weights from 40 to 44 ounces. Length 32 1/2 in.

Mully J. ... **AUTOGRAPH MODEL**
Short bat, small handle, but body quite thick. Weights from 38 to 42 ounces. Length 32 inches.

Tommy ... **AUTOGRAPH MODEL**
The smallest, shortest and lightest bat used by any professional player. Specially adapted to small or light men. Weights from 35 to 39 ounces. Length 31 inches.

In stock in all Spalding stores in models listed on this page. Give name of player when ordering.

Can also supply on special orders Donlin, Oakes, Keeler and Evers Models.

Spalding bats improve with age if properly cared for. Bats made specially to order should not be used for at least thirty (30) days after they are finished, to give ample time for the oiled finish to thoroughly harden. Players always should have two or more bats in reserve.

PROMPT ATTENTION GIVEN TO ANY COMMUNICATIONS ADDRESSED TO US

A. G. SPALDING & BROS.
STORES IN ALL LARGE CITIES

COMPLETE LIST OF STORES ON INSIDE FRONT COVER OF THIS BOOK

Prices in effect January 5, 1913. Subject to change without notice. For Canadian prices see special Canadian Catalogue

ACCEPT NO
SUBSTITUTE

THE SPALDING



TRADE-MARK

GUARANTEES
QUALITY

SPALDING SPECIAL MODEL BATS

For over thirty years we have been turning out special model bats to suit the leading players of the prominent professional leagues, and our records will show hundreds of different bats made in accordance with the ideas of individual players, many of whom have been league record makers. "Chief" Meyers writes:

I have found your bats to be the very best bats obtainable anywhere and in every respect satisfactory. It is a pleasure to give you permission to use my name on your Autograph Bats, applying same to my personal model, which permission is hereby granted.

(Signed) *JT Meyers* New York "Giants."

We can supply, on special orders, Special Model Bats, same as made for the following most famous batsmen on the National League and American League teams:

- | | |
|--|--|
| BAKER, Philadelphia, American League Model B | MEYERS, New York, National League Model M |
| CALLAHAN, Chicago, American League Model C | OLDRING, Philadelphia, American League Model O |
| DEVORE, New York, National League Model D | PASKERT, Philadelphia, National League Model P |
| FLETCHER, New York, National League Model F | SPEAKER, Boston, American League Model S |
| HERZOG, New York, National League Model H | THOMAS, Philadelphia, American League Model T |
| LUDERUS, Philadelphia, National League Model L | WHEAT, Brooklyn, National League Model W |

The originals from which we have turned Spalding Special Model Bats for players named we hold at our bat factory, making duplicates on special order only. These Spalding Special Model Bats do not bear the players' autographs.

Spalding Special Model Bats, Not Carried in Stock Made to Order Only. Professional Oil Finish. Each, \$1.00

WE REQUIRE AT LEAST TWO WEEKS' TIME FOR THE EXECUTION OF SPECIAL BAT ORDERS

SPALDING "ALL STAR" MODEL BATS

No. 100S. We have made up six what might be called "composite" models, combining the features of several in one bat, and we offer in these "All Star" Bats a line which possesses the most desirable features for amateurs or professionals. Timber same as in the Spalding "Players' Autograph" Bats. . . . Each, \$1.00
Furnished in six models of various lengths and weights. Mention Model Number when Ordering.

SPALDING BROWN OIL-TEMPERED BATS

No. 100D. Same quality as our "Players' Autograph" and "All Star" Models. Furnished in a most popular assortment. Special preparation used on this grade is similar to that which many professional players use. . . . Each, \$1.00

SPALDING PROFESSIONAL OIL FINISH BATS

No. 100P. This line is the result of exhaustive experiments and tests conducted in our bat factory. Timber same as "Players' Autograph" and "All Star." Ea., \$1.00
Furnished in twelve models of various lengths and weights. Mention Model Number when Ordering.

SPALDING GOLD MEDAL NATURAL FINISH BATS

No. 100G. Timber is same as we use in the "Players' Autograph," the "All-Star," and the "Professional Oil Finish" bats. Each, \$1.00
Furnished in twelve models of various lengths and weights. Mention Model Number when Ordering.

Spalding bats improve with age if properly cared for. Bats made specially to order should not be used for at least thirty (30) days after they are finished, to give ample time for the oiled finish to thoroughly harden. Players should make it a rule to have two or more bats in reserve at all times.

SPALDING TRADE-MARK BATS

No. 75. Record. From the most popular models, light antique finish. One dozen in crate (lengths, 30 to 35 inches; weights 36 to 42 ounces). Each, 75c.

No. 50M. Mushroom. Plain, special finish. No. 50B. Spalding Junior Special finish. Specially selected models. Lengths and weights proper for younger players. Ea., 50c.

No. F. Fungo. Hardwood, 33 in. long, thin model. Professional oil finish. . . . Each, \$1.00

No. 50W. Fungo. Willow, light weight, full size bat, plain handle. Each, 50c.

No. 50T. Men's Taped League, ash, extra quality, special finish. Each, 50c.

No. 50. Men's League, ash, plain handle. " 50c. No. 10E. Boys' League, good ash, varnished. Ea., 25c.

No. 25. Men's City League, plain handle. " 25c.

HOLD BAT PROPERLY AND STRIKE THE BALL WITH THE GRAIN. DON'T BLAME THE MAKER FOR A BREAK WHICH OCCURS THROUGH ABUSE OR IMPROPER USE.

For Lengths and Weights of Bats listed on this page, see Spalding 1913 Spring and Summer Catalogue.

PROMPT ATTENTION GIVEN TO ANY COMMUNICATIONS ADDRESSED TO US

A. G. SPALDING & BROS. STORES IN ALL LARGE CITIES

COMPLETE LIST OF STORES ON INSIDE FRONT COVER OF THIS BOOK

Prices in effect January 5, 1913. Subject to change without notice. For Canadian prices see special Canadian Catalogue.

ACCEPT NO
SUBSTITUTE

THE SPALDING

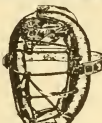


TRADE-MARK

GUARANTEES
QUALITY



No. 10-0W



No. 8-0



No. 9-0



No. 0-P



No. 0-X



No. A.

Spalding "World Series" Open Vision Special Welded Frame Mask

PATENTS APPLIED FOR

No. 10-0W. Heavily padded; special welded frame. Has the best features of mask manufacture that have come to us during the many years since we put out the first really practical base ball catchers' mask. Weight is as light as consistent with absolute safety; padding conforms to the face with comfort. Each, **\$5.00**

Spalding Open Vision Specially Soldered Frame Masks

PATENTS APPLIED FOR

No. 8-0. Heavily padded, soldered and reinforced frame of special steel wire, heavy black finish. Reinforced with hard solder at joining points. This feature of maximum strength, together with our patented open vision, has the endorsement of the greatest catchers in the National and American Leagues. Each, **\$5.00**

No. 9-0. Lightly padded, but otherwise similar in construction to our No. 8-0. Some catchers prefer the light padding that we use in our No. 9-0 style to the heavy padding with extra forehead pad, as in the No. 8-0. . . . Each, **\$5.00**

Spalding "Special Soldered" Mask

No. 6-0. Each crossing of the wires heavily soldered. Extra heavy wire frame, black finished; improved padding on sides, special forehead pad and molded leather chin-piece; elastic head-band and detachable cloth sun-shade. . . . Each, **\$4.00**

Spalding Open Vision Umpires' Mask

No. 5-0. Open vision frame. Has neck protecting attachment and a special ear protection; nicely padded. Safest and most convenient. . . . Each, **\$5.00**

Spalding "Sun Protecting" Mask

No. 4-0. Patent molded leather sun-shade, protecting eyes without obstructing view. Heavy steel wire, black finish. Padded leather chin-strap, improved design; hair-filled pads, including forehead pad, special elastic head-band. Each, **\$4.00**

Spalding "Neck Protecting" Mask

No. 3-0. Neck protecting arrangement affords positive protection. Finest heavy steel wire, black finish; hair-filled pads, special elastic head-strap. Each, **\$3.50**

Spalding "Semi-Pro" League Mask

No. 0-P. Black annealed steel wire. Continuous side pads, leather covered, hair-filled; forehead pad; leather chin-strap; elastic head-band. Each, **\$2.50**

Spalding "Regulation League" Masks

No. 2-0. Black annealed steel wire. Hair-filled padding of improved design, including forehead pad, molded leather chin-strap; elastic head-band. Ea., **\$2.00**

No. 0-X. Men's. Heavy annealed steel wire, finished in black. Improved leather covered pads, including forehead pad, molded leather chin-strap. Ea., **\$1.50**

No. OXB. Best youths' mask. Black finish, soft annealed steel wire, similar quality throughout to No. OX. . . . Each, **\$1.50**

No. A. Men's. Black enameled steel wire, leather covered pads, forehead pad and molded chin-strap. . . . Each, **\$1.00**

No. B. Youths'. Black enameled steel wire, similar in quality throughout to No. A, but smaller in size. . . . Each, **\$1.00**

No. C. Black enameled; pads covered with leather, wide elastic head-strap, leather strap-and-buckle. . . . Each, **50c.**

No. D. Black enameled; smaller than No. C; substantial for boys. Each, **25c.**

Spalding Complete Catalogue of Athletic Goods Mailed Free.

PROMPT ATTENTION GIVEN
TO ANY COMMUNICATIONS
ADDRESSED TO US

A. G. SPALDING & BROS.
STORES IN ALL LARGE CITIES

COMPLETE LIST OF STORES
ON INSIDE FRONT COVER
OF THIS BOOK

ACCEPT NO
SUBSTITUTE

THE SPALDING



TRADE-MARK

GUARANTEES
QUALITY

REG. U. S. PAT. OFF.

SPALDING BASE BALL UNIFORMS

Complete set of sample cards, showing swatches of various colors and qualities of material that we actually furnish in our Base Ball Uniforms, will be mailed on application to any team, together with measurement blank and full instructions for measuring players for uniforms.

Spalding "World Series" Uniform No. O.	Complete, \$15.00	
Net price to clubs ordering for <i>Entire Team</i> .	Suit,	\$12.50
Spalding "League" Uniform No. 1-T.	Complete, \$12.50	
Net price to clubs ordering for <i>Entire Team</i> .	Suit,	10.00
Interscholastic Uniform No. 2.	Complete, \$9.00	
Net price to clubs ordering for <i>Entire Team</i> .	Suit,	7.50
Minor League Uniform No. M.	Complete, \$9.00	
Net price to clubs ordering for <i>Entire Team</i> .	Suit,	7.50
City League Uniform No. P.	Complete, \$7.50	
Net Price to clubs ordering for <i>Entire Team</i> .	Suit,	6.00
Club Special Uniform No. 3.	Complete, \$6.00	
Net price to clubs ordering for <i>Entire Team</i> .	Suit,	5.00
Amateur Special Uniform No. 4.	Complete, \$4.00	
Net price to clubs ordering for <i>Entire Team</i> .	Suit,	3.50
Spalding Junior Uniform No. 5.	Complete, \$3.00	
Net price to clubs ordering <i>nine or more uniforms</i> .	Suit,	2.50
Spalding Youths' Uniform No. 6.	Very well made of good quality Gray material.	1.00

ABOVE UNIFORMS CONSIST OF SHIRT, PANTS, CAP, BELT AND STOCKINGS.

SPALDING BASE BALL SHOES



Lightest Base Ball Shoes ever made.

No. FW. "Featherweight." Kangaroo uppers, white oak leather soles; hand sewed, strictly bench made. Has special edge and vamp protector (Patent applied for), which takes the place of ordinary pitchers' toe plates. Leather laces. Per pair, \$7.50

Sizes and Weights of Spalding "Featherweight" No. FW Base Ball Shoes

Size of Shoes	5	6	7	8	9
Weight, per pair	18 oz.	18½ oz.	19 oz.	20 oz.	21 oz.

Owing to the lightness and fineness of this shoe, it is suitable only for the latest players, but as a light weight durable shoe for general use we recommend No. 30-S.

- No. 30-S. "Sprinting." Kangaroo leather uppers, white oak leather soles. Built on our famous running shoe last. Strongly made, light in weight. Hand sewed and strictly bench made. Leather laces. Per pair, \$7.00
- No. 0. "Club Special." Selected satin calfskin. High point carefully tempered carbon steel plates hand riveted to heels and soles. Per pair, \$5.00
- No. 0S. Same as No. 0, but with sprinting style flexible soles. 5.00
- No. 35. "Amateur Special." Leather, machine sewed. High point tempered carbon steel plates hand riveted to heels and soles. Pair, \$3.50 ★ \$39.00 Doz.
- No. 37. "Junior." Leather, regular base ball shoe last. Plates hand riveted to heels and soles. Excellent for money, but *not guaranteed*. Pair, \$2.50 ★ \$27.00 Doz.

Juvenile Base Ball Shoes

No. 38. Made on special boys' size lasts. Good quality material throughout and steel plates. Furnished in boys' sizes, 12 to 5, inclusive, only. Per pair, \$2.00

Prices printed in italics opposite items marked with ★ quoted on orders for one-half dozen or more. Quantity prices NOT allowed on items NOT marked with ★

SPECIAL NOTICE. Keep the uppers and soles soft by applying Spalding Waterproof Oil. It will greatly add to wear of shoes. Can 25 Cents.

PROMPT ATTENTION GIVEN TO ANY COMMUNICATIONS ADDRESSED TO US

A. G. SPALDING & BROS.
STORES IN ALL LARGE CITIES

COMPLETE LIST OF STORES ON INSIDE FRONT COVER OF THIS BOOK

Prices in effect January 5, 1913. Subject to change without notice. For Canadian prices see special Canadian Catalogue

BOOKS FOR ATHLETES

SPALDING
"RED COVER" SERIES
No. 17R.

OLYMPIC GAMES

Edited by J. E. Sullivan, American Commissioner to the Olympic Games, Stockholm, Sweden, 1912. The only book that contains all the records made in Sweden, with winners at previous Olympiads and best Olympic records; list of members of the American team; how the team trained on the Finland, which was chartered especially to convey the athletes, and incidents of the trip; ceremonies at the opening, and other interesting accounts. Profusely illustrated with scenes at Olympic Games and pictures of prominent competitors.

PRICE 25 CENTS.



SPALDING
"RED COVER" SERIES
No. 1R.

ATHLETIC ALMANAC

Edited by J. E. Sullivan, Secretary-Treasurer of the Amateur Athletic Union of the United States. Spalding's Official Athletic Almanac is the only publication that contains all authentic amateur records in track and field events, swimming and skating; collegiate records; dual meets; the year in athletics; All America selections; British and Continental records; comparative records of American and British performances, and a great deal of other interesting data. Illustrated with numerous pictures of leading athletes in action.

PRICE 25 CENTS.

CATALOGUE 1913



IT'S A SPALDING

New Things in Base Ball for 1913

If you want to know what is new in Base Ball equipment for this year—new bats, new mitts, new gloves, new masks, the latest in uniforms and shoes—send your name and address to the nearest Spalding store (see list on inside front cover) and you will receive a copy of the new Spalding catalogue free by return mail. It also contains group pictures of the world champions, the Boston Red Sox; the National League champions, the New York Giants, and action pictures of prominent players and world series scenes; also the latest in lawn tennis, golf and all spring and summer sports.

PROMPT ATTENTION GIVEN
TO ANY COMMUNICATIONS
ADDRESSED TO US

A. G. SPALDING & BROS.
STORES IN ALL LARGE CITIES

COMPLETE LIST OF STORES
ON INSIDE FRONT COVER
OF THIS BOOK

Prices in effect January 5, 1913. Subject to change without notice. For Canadian prices see special Canadian Catalogue.

ACCEPT NO
SUBSTITUTE

THE SPALDING



TRADE-MARK

GUARANTEES
QUALITY

Spalding Roll Collar Sweaters

The Nos. AA, A and B Sweaters, listed below, are made of special quality worsted, exceedingly soft and pleasant to wear. For straight athletic wear there is no garment more useful than these regular roll collar sweaters which we have been making in our factories for over twenty-five years. Full fashioned to body and arms and put together by hand, not simply stitched up on a machine, as are the majority of garments sold as regular made goods. All made with 9-inch roll collars. Sizes: 28 to 44 inches.



No. AA

than in No. AA. Carried in stock in Gray or White only. See list below of colors supplied on special orders. Roll collar.

Each, \$6.00 ★ \$66.00 Doz.

No. AA. The proper style for use after heavy exercise, inducing copious perspiration, for reducing weight or getting into condition for athletic contests. Particularly suitable also for Foot Ball and Skating Heaviest sweater made. Carried in stock in White or Gray only. See list below of colors supplied on special orders.

Each, \$8.00

★ \$84.00 Doz.

No. A. "Intercollegiate." Special weight worsted, lighter



No. B. Heavy weight, but lighter worsted than in No. A. Carried in stock in Gray or White only. See list below of colors supplied on special orders. Roll collar. . . Each, \$5.00 ★ \$54.00 Doz.

SHAKER SWEATER

No. 3. Good quality all wool sweater, Shaker knit, well made throughout. Sizes: 30 to 44 inches. Standard weight, slightly lighter than No. B. Carried in stock in Gray or White only. See list below of collars supplied on special orders. Roll collar. . . . Each, \$4.00 ★ \$45.00 Doz.

We allow four inches for stretch in all our sweaters, and sizes are marked accordingly. It is suggested, however, that for very heavy men a size about two inches larger than coat measurement be ordered to insure a comfortable fit.

PLAIN COLORS—Sweaters on this page are supplied in any of the colors designated, at regular prices. Other colors to order only in any quality, 50c. each garment extra.

SPECIAL ORDERS—In addition to stock colors mentioned, we also supply any of the sweaters listed on this page, without extra charge, on special orders only, not carried in stock, in any of the

following colors: **BLACK**
NAVY

CARDINAL
DARK GREEN

SEAL BROWN
SCARLET

MAROON
COLUMBIA BLUE

N. B.—We designate three shades which are sometimes called RED. They are Scarlet, Cardinal, Maroon. Where RED is specified on order, we supply Cardinal.

SPECIAL NOTICE—Solid color sweaters with one color body and another color (not striped) collar and cuffs furnished in any of the colors noted, on special order, at no extra charge.

PRICES SUBJECT TO CHANGE WITHOUT NOTICE

The prices printed in italics opposite items marked with ★ will be quoted only on orders for one-half dozen or more. Quantity prices NOT allowed on items NOT marked with ★

PROMPT ATTENTION GIVEN TO
ANY COMMUNICATIONS
ADDRESSED TO US

A. G. SPALDING & BROS.
STORES IN ALL LARGE CITIES

FOR COMPLETE LIST OF STORES
SEE INSIDE FRONT COVER
OF THIS BOOK

Prices in effect January 5, 1913. Subject to change without notice. For Canadian prices see special Canadian Catalogue.

ACCEPT NO
SUBSTITUTE

THE SPALDING



TRADE-MARK

GUARANTEES
QUALITY

SPALDING COAT JERSEYS

No. 10C. Worsted, same grade as No. 10P Plain (listed on Page 100). Solid stock colors (not striped), or one solid stock color body and sleeves with different stock color solid trimming (not striped) on cuffs, collar and front edging. Pearl buttons. . Each, \$3.50 ★ \$39.00 Doz.




No. 10C

SPALDING STRIPED JERSEYS

Following sizes carried in stock regularly in all qualities; 28 to 44 inch chest. Other sizes at an advanced price.

We allow two inches for stretch in all our Jerseys, and sizes are marked accordingly. It is suggested, however, that for very heavy men a size about two inches larger than coat measurement be ordered to insure a comfortable fit.

No. 10PX. Special quality worsted, fashioned; solid stock color body, with stock color striped sleeves, usually alternating two inches of same color as body, with narrow stripes of any other stock color. Colors as noted. . . Each, \$3.25 ★ \$33.00 Doz.
No. 12PX. Good quality worsted; solid color body, striped sleeves, usually alternating two inches of same color as body, narrow stripes of some other color. Colors as noted. Each, \$2.75 ★ \$30.00 Doz.



No. 12PW. Good quality worsted; solid stock color body and sleeves, 6 in, stock color stripe around body. Colors as noted. Each, \$2.75 ★ \$30.00 Doz.

STOCK COLORS of Nos. 10PX, 12PX and 12PW Jerseys
BLACK AND ORANGE
NAVY AND WHITE
BLACK AND SCARLET
ROYAL BLUE AND WHITE
COLUMBIA BLUE AND WHITE
SCARLET AND WHITE
MAROON AND WHITE

Second color mentioned is for body stripe or for stripes on sleeves. Other colors than as noted above to order only, not more than two colors in any garment, 50c. each extra.

SPALDING COTTON JERSEYS



Nos. 10PX and 12PX



No. 12PW

No. 6. Cotton, good quality, fashioned, roll collar, full length sleeves. Colors: Black, Navy Blue, Gray, and Maroon only. Each, \$1.00 ★ \$10.80 Doz.
No. 6X. Cotton, as No. 6, but with striped sleeves in following combinations only: Navy with White or Red Stripe; Black with Orange or Red Stripe; Maroon with White Stripe. Ea., \$1.25 ★ \$13.20 Doz.

PRICES SUBJECT TO CHANGE WITHOUT NOTICE

The prices printed in italics opposite items marked with ★ will be quoted only on orders for one-half dozen or more. Quantity prices NOT allowed on items NOT marked with ★

PROMPT ATTENTION GIVEN TO
ANY COMMUNICATIONS
ADDRESSED TO US.

A. G. SPALDING & BROS.
STORES IN ALL LARGE CITIES

FOR COMPLETE LIST OF STORES
SEE INSIDE FRONT COVER
OF THIS BOOK

Prices in effect January 8, 1913. Subject to change without notice. For Canadian prices see special Canadian Catalogue.

ACCEPT NO
SUBSTITUTE

THE SPALDING



TRADE-MARK

GUARANTEES
QUALITY


Spalding Gold Medal Rackets

Patented January 3, 1905; June 12, 1906.

THE success we have met with in putting out this racket accompanied by the broadest guarantee ever given on an article of this kind is the best evidence as to the truth of our assertions regarding the great care which we exercise in watching every detail of its manufacture. The racket is sold upon its own reputation and the Spalding Guarantee is your assurance of satisfaction.

The difference between Styles A and B is in the additional strings reinforcing the central portion of the latter. Handles 5, 5½ and 5¾ inches in circumference. Stringing of clearest and absolutely best quality lambs' gut. Tag attached to each racket, giving particulars of special inspection. Each racket enclosed in special quality mackintosh cover.

We use a dogwood insertion in shoulders, after proving to our satisfaction, by experience, that it is far superior to cane or other material for the purpose.




No. GMA.

Style A
Stringing

Each, \$8.00

STYLE
A



No. GMB.

Style B
Stringing

Each, \$8.00

STYLE
B

GUARANTEE

We guarantee Lawn Tennis Rackets for a period of 30 days from date of purchase by the user. The Guarantee Tag attached to each Spalding Lawn Tennis Racket reads as follows: If this Racket proves defective in workmanship or material within 30 days from date of purchase, please return, transportation charges prepaid, to any Spalding Store, and the defect will be rectified. Imperfectly strung Rackets will be restrung, and in the event of a broken frame due to workmanship or defective material, the Racket will be replaced. Notice.—This Guarantee does not apply to Rackets weighing less than 13 ounces.



We urge that at the conclusion of play this Racket be rubbed dry, and when not in use be covered with a Waterproof Cover, placed in a Racket Press, and the gut completely gone over with Spalding Tennis Gut Preservative. **KEEP YOUR RACKET IN A DRY PLACE, otherwise the Guarantee is void.**

PROMPT ATTENTION GIVEN TO
ANY COMMUNICATIONS
ADDRESSED TO US

A. G. SPALDING & BROS.
STORES IN ALL LARGE CITIES

FOR COMPLETE LIST OF STORES
SEE INSIDE FRONT COVER
OF THIS BOOK

Prices in effect January 5, 1913. Subject to change without notice. For Canadian prices see special Canadian Catalogue.

ACCEPT NO
SUBSTITUTE

THE SPALDING



TRADE-MARK

GUARANTEES
QUALITY

SPALDING Championship Tennis Ball

PERFECT INFLATION

PERFECT COVERING

PERFECT SEWING

ON the record made by the Spalding Championship Tennis Ball so far we are willing to base our claims for superiority, and wherever the ball is used, either in a tournament or regular play, we are certain our judgment will be confirmed. Absolutely best in every particular of manufacture and made by people who have been in our employ, many of them, for twenty years and over, we place the Spalding Championship Tennis Ball before the most critical clientele in the athletic world with perfect confidence that it will give absolute satisfaction.

No. 00. Per dozen, \$5.00
Three balls only. . . . 1.25
One or two balls. Each, .45



Wright & Ditson Championship

No. 5. So well known that comment as to its qualities is unnecessary. Per doz., \$5.50

On orders for NOT less than 1 gross. . . Per gross, \$60.00

Tournament

No. 0. In the manufacture of the Spalding Championship Ball only those which are absolutely perfect in every particu-



lar are allowed to pass, and the "culls" or "throw-outs" are stamped simply Tournament and do not bear the Spalding Trade-Mark. These balls will answer for practice or for children's use, but should not be used for match play. . . . Per dozen, \$3.00. Each, 25c.

PROMPT ATTENTION GIVEN TO
ANY COMMUNICATIONS
ADDRESSED TO US

A. G. SPALDING & BROS.
STORES IN ALL LARGE CITIES

FOR COMPLETE LIST OF STORES
SEE INSIDE FRONT COVER
OF THIS BOOK

Prices in effect January 5, 1913. Subject to change without notice. For Canadian prices see special Canadian Catalogue.

ACCEPT NO
SUBSTITUTE

THE SPALDING



TRADE-MARK

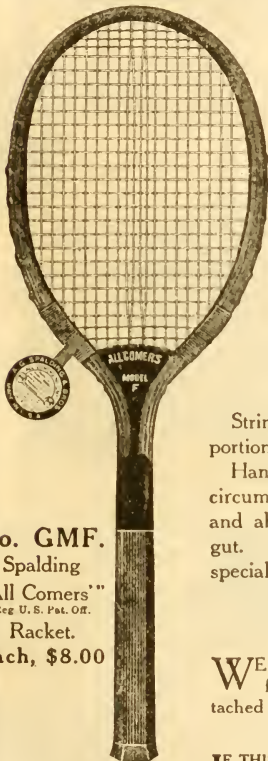
GUARANTEES
QUALITY

SPALDING

"All Comers'" No. GMF Racket

Reg. U. S. Pat. Off. Feb. 20, 1912

Patented March 6, 1900;
January 3, 1905; June 12, 1906




THIS racket is built for hard continuous play, and every detail of its construction has been passed upon by six different players of National reputation who know what is needed in a really dependable racket for tournament use.

New model, with large frame. Walnut throat piece. The shoulders wrapped with gut for special reinforcement.

Stringing is double in the central portion in the popular expert style.

Handles 5, 5 $\frac{1}{4}$ and 5 $\frac{3}{4}$ inches in circumference. Stringing of clearest and absolutely best quality lambs' gut. Each racket enclosed in a special quality mackintosh cover.



MAURICE McLOUGHLIN
Winner of All Comers' Tournament at Newport, 1911
National Champion, 1912

No. GMF.
Spalding
"All Comers'"
Reg. U. S. Pat. Off.
Racket.
Each, \$8.00

GUARANTEE

WE guarantee Lawn Tennis Rackets for a period of thirty days from date of purchase by the user. The Guarantee Tag attached to each Spalding Lawn Tennis Racket reads as follows:

IF THIS Racket proves defective in workmanship or material within 30 days from date of purchase, please return, transportation charges prepaid, to any Spalding Store, and the defect will be rectified. Imperfectly strung Rackets will be restrung, and in the event of a broken frame due to workmanship or defective material, the Racket will be replaced.



KEEP YOUR RACKET
IN A DRY PLACE,

otherwise the Guarantee is void.

NOTICE.—This Guarantee does not apply to Rackets weighing less than 13 ounces.

PROMPT ATTENTION GIVEN TO
ANY COMMUNICATIONS
ADDRESSED TO US

A. G. SPALDING & BROS.
STORES IN ALL LARGE CITIES

FOR COMPLETE LIST OF STORES
SEE INSIDE FRONT COVER
OF THIS BOOK

Prices in effect January 5 1913 Subject to change without notice. For Canadian prices see special Canadian Catalogue.

ACCEPT NO
SUBSTITUTE

THE SPALDING



TRADE-MARK

GUARANTEES
QUALITY

Mike Murphy "Rub-In" Athletic Liniment

THIS PREPARATION is the same as has been used by Mike Murphy, the famous athletic trainer, in conditioning the Yale, University of Pennsylvania and other college teams which have been under his charge. He is famous for the perfect condition in which he brings his athletes into a contest, and the ingredients and proper preparation of his "Rub-In" Liniment has been a closely guarded secret. He has finally turned the formula over to A. G. Spalding & Bros. with perfect confidence that the proper materials will always be used in preparing the liniment and that no considerations will induce us to cheapen it in any way.



Large bottles. . . . Each, 50c.
Small bottles. . . . Each, 25c.

Spalding Elastic Bandages

Spalding

Shoulder Bandage

Give circumference around arm and chest. Mention for which shoulder required.

No. 101. Cotton thread. Each, \$3.50
No. 101A. Silk thread. Each, \$5.00



Spalding Knee Cap Bandage

Give circumference below knee, at knee and just above knee, and state if light or strong pressure is desired.

No. 104. Cotton thread. Each, \$1.00
No. 104A. Silk thread. Each, \$2.00



Wrist Bandage

Give circumference around smallest part of wrist, and state if for light or strong pressure.

No. 106. Cotton thread. . . Each, 50c.
No. 106A. Silk thread. . . . " 75c.



Elbow Bandage

Give circumference above and below elbow and state if for light or strong pressure.

No. 102. Cotton thread. Each, \$1.00
No. 102A. Silk thread. Each, \$2.00



Spalding Ankle Bandage

Give circumference around ankle and over instep; state if light or strong pressure is desired.

No. 105. Cotton thread. Each, \$1.00
No. 105A. Silk thread. Each, \$2.00



Spalding Elastic Belt

Our elastic foot ball belt stretches to the length of the body and may be attached to jacket and pants, thus forming one continuous suit. By closely fitting the body, the opposing player has less chance of tackling. Allows perfect freedom in all positions. No. 1, Width 6 inches. Each, \$1.50



Spalding Elastic Bandage

Composed of threads of rubber completely covered. The pressure can be applied wherever necessary. To fasten insert end under last fold.

No. 30. Width 3 in., 5 yds. long (stretched). Each, 60c.
No. 25. Width 2½ in., 5 yds. long (stretched). " 50c.



PROMPT ATTENTION GIVEN TO
ANY COMMUNICATIONS
ADDRESSED TO US

A. G. SPALDING & BROS.
STORES IN ALL LARGE CITIES

FOR COMPLETE LIST OF STORES
SEE INSIDE FRONT COVER
OF THIS BOOK

ACCEPT NO
SUBSTITUTE

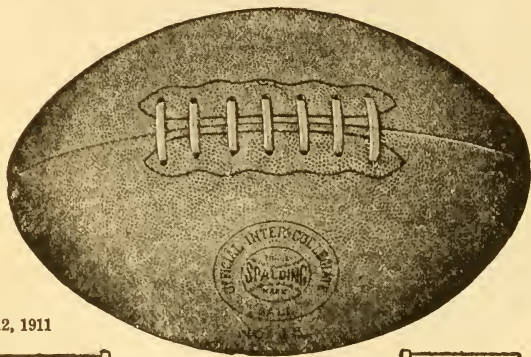
THE SPALDING



TRADE-MARK

GUARANTEES
QUALITY

The Spalding Official Intercollegiate Foot Ball



Pat. Sept 12, 1911

No. J5 . . . Complete, \$5.00

This is the ONLY OFFICIAL COLLEGE FOOT BALL, and is used in every important match played in this country.



WE GUARANTEE every J5 Spalding Foot Ball to be perfect in material and workmanship and correct in shape and size when inspected at our factory. If any defect is discovered during the first game in which it is used, or during the first day's practice use, and if returned at once, we will replace same under this guarantee. We do not guarantee against ordinary wear nor against defect in shape or size that is not discovered immediately after the first day's use. Owing to the superb quality of every Spalding Foot Ball, our customers have grown to expect a season's use of one ball, and at times make unreasonable claims under our guarantee which we will not allow.

A. G. Spalding & Bros

GUARANTEED ABSOLUTELY
IF SEAL OF BOX IS
UNBROKEN

Each ball complete in sealed box, including leather case, guaranteed pure Para rubber bladder (not compounded), inflater, lacing needle and rawhide lace.

A. G. SPALDING & BROS.
STORES IN ALL LARGE CITIES

FOR COMPLETE LIST OF STORES
SEE INSIDE FRONT COVER
OF THIS BOOK

Prices in effect January 5, 1913. Subject to change without notice. For Canadian prices see special Canadian Catalogue.

ACCEPT NO
SUBSTITUTE


THE SPALDING



TRADE-MARK

GUARANTEES
QUALITY

The Spalding Official Basket Ball



**THE ONLY
OFFICIAL
BASKET BALL**

WE GUARANTEE

this ball to be perfect in material and workmanship and correct in shape and size when inspected at our factory. If any defect is discovered during the first game in which it is used, or during the first day's practice use, and, if returned at once, we will replace same under this guarantee. We do not guarantee against ordinary wear nor against defect in shape or size that is not discovered immediately after the first day's use.

Owing to the superb quality of our No. M Basket Ball, our customers have grown to expect a season's use of one ball, and at times make unreasonable claims under our guarantee, which we will not allow.

A. G. SPALDING & BROS.

OFFICIALLY ADOPTED AND STANDARD. The cover is made in four sections, with capless ends, and of the finest and most carefully selected pebble grain English leather. We take the entire output of this superior grade of leather from the English tanners, and in the Official Basket Ball use the choicest parts of each hide. Extra heavy bladder made especially for this ball of extra quality pure Para rubber (not compounded). Each ball packed complete, in sealed box, with rawhide lace and lacing needle, and guaranteed perfect in every detail. To provide that all official contests may be held under absolutely fair and uniform conditions, it is stipulated that this ball must be used in all match games of either men's or women's teams.

No. M. Spalding "Official" Basket Ball. Each, \$6.00

Extract from Men's Official Rule Book
RULE II—BALL.

SEC. 3. The ball made by A. G. Spalding & Bros. shall be the official ball. Official balls will be stamped as herewith, and will be in sealed boxes.



SEC. 4. The official ball must be used in all match games.

Extract from
Official Collegiate Rule Book

The Spalding Official Basket Ball No. M is the official ball of the Intercollegiate Basket Ball Association, and must be used in all match games.



Extract from Women's Official Rule Book
RULE II—BALL.

SEC. 3. The ball made by A. G. Spalding & Bros shall be the official ball. Official balls will be stamped as herewith, and will be in sealed boxes.



SEC. 4. The official ball must be used in all match games.

PROMPT ATTENTION GIVEN TO
ANY COMMUNICATIONS
ADDRESSED TO US

A. G. SPALDING & BROS.
STORES IN ALL LARGE CITIES

FOR COMPLETE LIST OF STORES
SEE INSIDE FRONT COVER
OF THIS BOOK

ACCEPT NO
SUBSTITUTE

THE SPALDING



TRADE-MARK

GUARANTEES
QUALITY

SPALDING OLYMPIC CHAMPIONSHIP SHOES

All of these shoes are hand made. Finest kangaroo leather uppers and best white oak leather soles. They are the same style shoes that we supplied to the American athletes who were so successful at the last Olympic Games, and they are worn in competition by all prominent athletes in this country.



No. 14V



Spalding "Olympic Championship" Pole Vaulting Shoe

No. 14V. High cut; special last. Style supplied to record holders for pole vaulting. Hand made steel spikes in sole. One spike in heel. Made to order only. Not carried in stock.

Per pair, \$6.00

Spalding "Olympic Championship" Walking Shoe

No. 14W. For competition and match races. This style shoe is used by all champion walkers. Per pair, \$5.00



No. 14W



A. G. SPALDING & BROS.
STORES IN ALL LARGE CITIES

FOR COMPLETE LIST OF STORES
SEE INSIDE FRONT COVER
OF THIS BOOK

PROMPT ATTENTION GIVEN TO
ANY COMMUNICATIONS
ADDRESSED TO US

Prices in effect January 6, 1913. Subject to change without notice. For Canadian prices see special Canadian Catalogue.

ACCEPT NO
SUBSTITUTE

THE SPALDING



TRADE-MARK

GUARANTEES
QUALITY

SPALDING OLYMPIC CHAMPIONSHIP SHOES



No. 2-0



All of these shoes are hand made. Finest kangaroo leather uppers and best white oak leather soles. They are the same style shoes that we supplied to the American athletes who were so successful at the last Olympic Games, and they are worn in competition by all prominent athletes in this country.

Spalding "Olympic Championship" Sprint Running Shoe

No. 2-0. Extremely light and glove fitting. Hand made steel spikes firmly riveted on. This shoe is worn by all champions in sprint and short distance races.

Per pair, \$6.00

Spalding "Olympic Championship" Distance Running Shoe

No. 14C. For distance races on athletic tracks. Low, broad heel, flexible shank. Hand made steel spikes in sole. No spikes in heel.

Per pair, \$6.00



No. 14C



PROMPT ATTENTION GIVEN TO
ANY COMMUNICATIONS
ADDRESSED TO US

A. G. SPALDING & BROS.
STORES IN ALL LARGE CITIES

FOR COMPLETE LIST OF STORES
SEE INSIDE FRONT COVER
OF THIS BOOK

ACCEPT NO
SUBSTITUTE

THE SPALDING



TRADE-MARK


GUARANTEES
OF QUALITY

Spalding **MARATHON** "Μαραθών" Long Distance Running Shoes


No. MH. High cut, but light in weight. Well finished inside so as not to hurt the feet in a long race. Special leather soles, will not wear smooth; light leather heels; special quality black calf-skin uppers. Hand sewed. Pair, \$5.00



No. MH



No. MO



No. MO. Low cut. Blucher style. Otherwisethesame as No. MH.
Per pair, \$5.00

Keep the uppers of all running shoes soft and pliable by using Spalding Waterproof Oil. It will greatly add to the wear of shoes.

Per can, 25c.

PROMPT ATTENTION GIVEN TO
ANY COMMUNICATIONS
ADDRESSED TO US

A. G. SPALDING & BROS.
STORES IN ALL LARGE CITIES

FOR COMPLETE LIST OF STORES
SEE INSIDE FRONT COVER
OF THIS BOOK

Prices in effect January 5, 1913. Subject to change without notice. For Canadian prices see special Canadian Catalogue.

ACCEPT NO
SUBSTITUTE

THE SPALDING



TRADE-MARK

GUARANTEES
QUALITY

Spalding Outdoor Running Shoes



No. 11T



No. 11T. Calfskin,
machine made; solid
leather tap sole holds
spikes firmly in
place. Pair, \$4.50
★ \$48.00 Doz.

No. 11. Calfskin,
machine made.
Per pair, \$3.50
★ \$36.00 Doz.

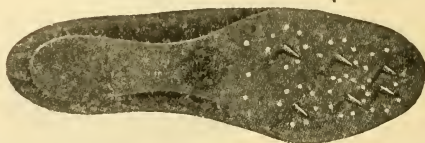
Juvenile Outdoor Running Shoes

No. 12. Leather,
good quality, com-
plete with spikes.
Sizes 12 to 5 only.

Per pair, \$2.75



No. 11



*The prices printed in italics
opposite items marked
with ★ will be quoted only
on orders for one-half
dozen or more. Quantity
prices NOT allowed on
items NOT marked with ★*

PROMPT ATTENTION GIVEN TO
ANY COMMUNICATIONS
ADDRESSED TO US

A. G. SPALDING & BROS.
STORES IN ALL LARGE CITIES

FOR COMPLETE LIST OF STORES
SEE INSIDE FRONT COVER
OF THIS BOOK

Prices in effect January 5, 1913 Subject to change without notice. For Canadian prices see special Canadian Catalogue.

ACCEPT NO
SUBSTITUTE

THE SPALDING



TRADE-MARK

GUARANTEES
QUALITY

Spalding Worsted Jerseys

Following sizes carried in stock regularly in all qualities: 28 to 44 inch chest. Other sizes at an advanced price. We allow two inches for stretch in all our Jerseys, and sizes are marked accordingly. It is suggested, however, that for very heavy men a size about two inches larger than coat measurement be ordered to insure a comfortable fit.



No. 1P

STOCK COLORS
PLAIN COLORS—We carry in stock in all Spalding Stores our line of worsted jerseys (NOT Nos. 12XB, 6, or 6X) in following colors: **NAVY BLUE GRAY BLACK MAROON**

SPECIAL ORDERS
We also furnish, without extra charge, on special orders for one-half dozen or more, not carried in stock and NOT supplied in Nos. 12XB, 6, or 6X, the following colors. On orders for less than one-half dozen 10 per cent. will be added to regular price
**WHITE DARK GREEN
CARDINAL IRISH GREEN
ORANGE PURPLE
SCARLET YELLOW
ROYAL BLUE SEAL BROWN
COLUMBIA BLUE OLD GOLD**



No. 1PF

Other colors than as noted above to order only in any quality (EXCEPT Nos. 14P, 12XB, 6, and 6X), 50c. each extra.
N. B.—We designate three shades which are sometimes called RED. They are Scarlet, Cardinal, and Maroon. Where RED is specified on order, Cardinal will be supplied.

SPALDING INTERCOLLEGIATE JERSEY

This jersey we consider in a class by itself. No other manufacturer makes a garment of anywhere near the same grade. We recommend it to those who really want the best.

Jerseys are being used more and more by Base Ball Players, especially for early Spring and late Fall games. On account of the special Spalding knit they are very durable, and at the same time they offer no restraint on the free movement of the player

No. 1P. Regular roll collar. Full regular made; that is, fashioned or knit to exact shape on the machine and then put together by hand, altogether different from cutting them out of a piece of material and sewing them up on a machine, as are the majority of garments known as Jerseys. Special quality worsted. Solid colors as specified above. Each, \$4.00 ★ \$42.00 Doz.
No. 1PF. Straight low collar. Quality of worsted and manufacture same as No. 1P. Solid colors as specified above. Each, \$4.00 ★ \$42.00 Doz.

No. 1PF Jersey with Necklace

No. 1P Jersey with Woven Letter



No. 10P. Regular roll collar. Special quality worsted, fashioned. Solid colors as specified above. Each, \$3.00 ★ \$30.00 Doz.
No. 10PF. Straight low collar. Quality of worsted and manufacture same as No. 10P. Solid colors as specified above. Each, \$3.00 ★ \$30.00 Doz.
No. 12P. Regular roll collar. Good quality worsted. Solid colors as specified above. Each, \$2.50 ★ \$27.00 Doz.
No. 14P. Regular roll collar. Worsted. Solid colors: Navy Blue, Black, Gray, and Maroon only. Each, \$2.00 ★ \$21.00 Doz.
No. 12XB. Boys' Jersey. Regular roll collar. Worsted. Furnished in sizes 26 to 34 inches chest measurement only. Solid colors: Navy Blue, Black, Gray, and Maroon only. No special orders. Each, \$2.00 ★ \$21.00 Doz.

Jerseys with Necklace—Nos. 1P, 1PF, 10P, 10PF or 12P Jerseys with necklace stripes of any color specified above, at an extra charge of \$1.00 per garment.

Woven Letters, Numerals or Designs
We weave into our best grade Jerseys, No. 1P, Letters, Numerals and Designs in special colors as desired. Prices quoted on application. Designs submitted. Prices Subject to Advance Without Notice.

The prices printed in italics opposite items marked with ★ will be quoted only on orders for one-half dozen or more. Quantity prices NOT allowed on items NOT marked with ★

PROMPT ATTENTION GIVEN TO ANY COMMUNICATIONS ADDRESSED TO US

A. G. SPALDING & BROS.
STORES IN ALL LARGE CITIES

FOR COMPLETE LIST OF STORES SEE INSIDE FRONT COVER OF THIS BOOK

Prices in effect January 5, 1913. Subject to change without notice. For Canadian prices see special Canadian Catalogue.

ACCEPT NO
SUBSTITUTE

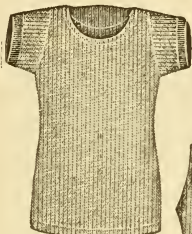
THE SPALDING



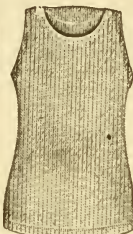
TRADE-MARK

GUARANTEES
QUALITY

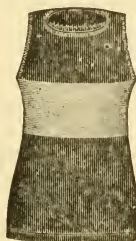
Spalding Athletic Shirts and Tights



No. 601




No. 600



No. 600S



No. 6WD



No. 604

STOCK COLORS AND SIZES. OUR WORSTED GOODS are furnished in Gray, White, Navy Blue, Maroon, and Black only. Stock sizes: Shirts, 26 to 44 inch chest. Tights, 28 to 42 inch waist. **SANITARY COTTON GOODS.** Colors: Bleached White, Navy, Black, Maroon, and Gray. Stock sizes: Shirts, 26 to 44 inch chest. Tights, 26 to 42 inch waist.

Spalding Sleeveless Shirts—Plain Colors

STOCK COLORS AND SIZES

No. 600. Good quality worsted. Each, \$1.25 ★ *\$12.60 Doz.*
No. 6E. Sanitary Cotton.50 ★ *4.75 "*

Spalding Striped Sleeveless Shirts

No. 600S. Good quality worsted, with 6-inch stripe around chest, in following combinations of colors: Navy with White stripe; Black with Orange stripe; Maroon with White stripe; Red with Black stripe; Royal Blue with White Stripe; Black with Red stripe; Gray with Cardinal stripe.

Each, \$1.50 ★ *\$15.00 Doz.*

No. 6ES. Sanitary Cotton, solid color body, with 6-inch stripe around chest, in same combinations of colors as No. 600S.

Each, 75c. ★ *\$7.50 Doz.*

Spalding Shirts with Sash

No. 600D. Good quality worsted, sleeveless, with woven sash, of different color from body. Same colors as No. 600S. To order only, not carried in stock. Each, \$2.00 ★ *\$21.00 Doz.*

No. 6WD. Sanitary Cotton, sleeveless, with woven sash of different color from body. Same combinations of colors as No. 600S. To order only; not carried in stock.

Each, \$1.25 ★ *\$12.00 Doz.*

No. 6ED. Sanitary Cotton, sleeveless, solid color body with sash stitched on of different color. Same combinations of colors as No. 600S. Each, 75c. ★ *\$7.50 Doz.*

Spalding Quarter Sleeve Shirts

No. 601. Good quality worsted. No. 6F. Sanitary Cotton, ed, stock colors and sizes. stock colors and sizes.

Each, \$1.50 ★ *\$15.00 Doz.* Each, 50c. ★ *\$4.75 Doz.*

Woven Necklace on Shirts

We furnish either Nos. 600, 601 or 600S Shirts, on special orders only, with necklace woven of different color to body of shirt, in stock colors only, for an extra charge of \$1.00 per garment.

Spalding Full Sleeve Shirts

No. 3D. Cotton, Flesh, White, Black. Ea., \$1.00 ★ *\$10.00 Doz.*

Spalding Knee Tights

STOCK COLORS AND SIZES

No. 604. Good quality worsted. Pair, \$1.25 ★ *\$12.60 Doz.*
No. 4B. Sanitary Cotton.50 ★ *4.75 "*

Spalding Juvenile Shirts and Tights

ONLY SIZES SUPPLIED: Chest, 26 to 30 inches, inclusive; Waist, 24 to 26 inches, inclusive.

No. 65. Sleeveless Shin, quality of No. 600. Each, \$1.00
No. 65S. Sleeveless Shirt, quality of No. 600S. " 1.25
No. 66. Quarter Sleeve Shirt, quality of No. 601. " 1.25
No. 64. Knee Tights, quality of No. 604. " 1.15

The prices printed in italics opposite items marked with ★ will be quoted only on orders for one-half dozen or more. Quantity prices NOT allowed on items NOT marked with ★

PROMPT ATTENTION GIVEN TO
ANY COMMUNICATIONS
ADDRESSED TO US

A. G. SPALDING & BROS.
STORES IN ALL LARGE CITIES

FOR COMPLETE LIST OF STORES
SEE INSIDE FRONT COVER
OF THIS BOOK

Prices in effect January 5, 1913. Subject to change without notice. For Canadian prices see special Canadian Catalogue.

?

Do You Know

?

What was the greatest number of victories in a major league playing season?

What pitchers have had no-hit games to their credit in the major leagues since 1880?

What player holds the record for circling the bases?

What major league club holds the record for greatest number of shut-out games in a season?

What players have batted .300 since 1876?

What major league players participated in every game of their club's schedule in 1912?

Who batted nearly .500 in 1887?

What was the greatest number of runs made in a major league game since 1876?

What pitcher in the National League struck out 21 batsmen in a nine-innings game?

What pitcher holds the record for the first no-hit-no-run game?

Answers to above and records of all the leagues, teams and players, with pictures of players and teams, will be found in **SPALDING'S OFFICIAL BASE BALL RECORD FOR 1913**. Sent by mail anywhere on receipt of **10 Cents** by A. G. Spalding & Bros. (see list of store addresses on inside front cover).

Who won the 100 yards championship in 1876?

How many events America won in the first international meeting—England vs. America?

What amateur won four National Championships in one day?

Who holds the half-mile indoor board floor record?

Who won the first American all-around championship?

Who comprise the All-America athletic team for 1912?

What the record is for running 100 yards?

Who is the all-around champion?

What the records are for best college athletic performances?

Where the next Olympic games will be held?

SPALDING'S OFFICIAL ATHLETIC ALMANAC FOR 1913 contains the answers to the above and thousands of other performances, including the records for Canada, Great Britain and Ireland, Sweden, France, Germany, Holland, Belgium, Hungary, Australia and South Africa. Profusely illustrated with pictures of hundreds of leading athletes. Sent by mail anywhere upon receipt of **25 Cents** by A. G. Spalding & Bros. (see list of store addresses on inside front cover).

A New Spalding Base Ball Annual

Devoted exclusively to the College game. Has pictures, records and schedules, averages and reviews of season, names of captains in all leading colleges and records of previous years.

SPALDING'S OFFICIAL COLLEGE BASE BALL ANNUAL

Special articles on college base ball and on early college games. All America teams. Reviews, records, scores of Yale - Harvard - Princeton, etc., games, with captains. Pictures of leading clubs.

Mailed anywhere upon receipt of **10c.**
by A. G. Spalding & Bros.

(See list of addresses on inside front cover of this book.)

EVERY BOY who aims to become a good ball player should read the Spalding Athletic Library Base Ball Series (Group D), a list of which is given in the front part of this book. Every department of the game is thoroughly covered by a competent authority, and they form the best books of instruction on the game ever published.

CAUTION TO THE BASE BALL BOYS OF 1913

Because of your youth and inexperience, advantage is frequently taken of you base ball boys, by the so-called "Just as Good" dealer, who tries to palm off on you some of his "Just as Good" Base Ball goods, made especially for him by the "Just as Good" manufacturer, when you call for the Spalding goods. You are cautioned not to be deceived by this "Just as Good" combination, for when you get onto the field you will find these "Just as Good" Balls, Bats, Mitts, etc., will not stand the wear and punishment of the genuine Spalding articles. Remember that Spalding Goods are standard the world over, and are used by all the leading clubs and players. These "Just as Good" manufacturers endeavor to copy the Spalding styles, adopt the Spalding descriptive matter and Spalding list prices, and then try to see how very cheap and showy they can make the article, so the "Just as Good" dealer can work off these imitations on the unsuspecting boy.

Don't be deceived by the attractive 25 to 40 per cent. discount that may be offered you, for remember that their printed prices are arranged for the special purpose of misleading you and to enable the "Just as Good" dealer to offer you this special discount bait. This "discount" pill that the "Just as Good" dealer asks you to swallow is sugar coated and covered up by various catchy devices, that are well calculated to deceive the inexperienced boy, who will better understand these tricks of the trade as he grows older. Remember that all Spalding Athletic Goods are sold at the established printed prices, and no dealer is permitted to sell them at a greater or less price. Special discounts on Spalding Goods are unknown. Everybody is treated alike. This policy persistently adhered to makes it possible to maintain from year to year the high quality of Spalding Athletic Goods, which depend for their sale on Spalding Quality, backed by the broad Spalding Guarantee, and not on any deceiving device like this overworked and fraudulent "Discount" scheme adopted by all of the "Just as Good" dealers.

Occasionally one of these "Just as Good" dealers will procure some of the Spalding well known red boxes, place them in a showy place on his shelves, and when Spalding Goods are called for, will take from these Spalding boxes one of the "Just as Good" things, and try to palm it off on the boy as a genuine Spalding article. When you go into a store and ask for a Spalding article, see to it that the Spalding Trade-Mark is on that article, and if the dealer tries to palm off on you something "Just as Good," politely bow yourself out and go to another store, where the genuine Spalding article can be procured.

In purchasing a genuine Spalding Athletic article, you are protected by the broad Spalding Guarantee, which reads as follows:

We Guarantee to each purchaser of an article bearing the Spalding Trade-Mark that such article will give satisfaction and a reasonable amount of service, when used for the purpose for which it was intended and under ordinary conditions and fair treatment.

We Agree to repair or replace, free of charge, any such article which proves defective in material or workmanship when subjected to fair treatment: PROVIDED, such defective article is returned to us, transportation prepaid, within thirty days after purchase (except where otherwise stipulated on special guarantee tag attached to certain articles), and accompanied by a letter from the user, giving his name and address, and explaining the claim.

A. G. SPALDING & BROS.

Beware of the "Just as Good" manufacturer, who makes "pretty" Athletic Goods (as if they were for use as an ornament) at the expense of "quality," in order to deceive the dealer; and beware of the substitute-dealer who completes the fraud by offering the "Just as Good" article when Spalding Goods are asked for.

A. G. Spalding & Bros.

ACCEPT NO
SUBSTITUTE

THE SPALDING



TRADE-MARK

GUARANTEES
QUALITY

Spalding's New Athletic Goods Catalogue

The following selection of items from Spalding's latest Catalogue will give an idea of the great variety of ATHLETIC GOODS manufactured by
A. G. SPALDING & BROS. SEND FOR A FREE COPY.

SEE LIST OF SPALDING STORES ON INSIDE FRONT COVER OF THIS BOOK.

- | | | | | |
|------------------------|--------------------------|-----------------------|---------------------------|-------------------------|
| Archery | Discs— | Jackets, Fencing | Platforms, Striking Bag | Shot— |
| Ash Base | Marking, Golf | Javeline | Poles, Vaulting | Indoor |
| Athletic Library | Rubber, Golf Shoe | Jerseys | Polo, Equestrian | Skate Rollers |
| Attaches, Chest Weight | Discus, Olympic | | Polo, Roller, Goods | Skates, Roller |
| | Disks, Striking Bag | | Posts— | Sleeve, Pitchers |
| | Dumb Bells | Knee Protectors | Backstop, Tennis | Slippers, Bathing |
| | | | Lawn Tennis | Squash Goods |
| Bags— | | | Protectors— | Standards— |
| Bat | Emblems | Lacrosse | Abdomen | Vaulting |
| Bathing Suit | Embroidery | Lanes for Sprints | Base Ball Body | Volley Ball |
| Caddy | Equestrian Polo | Lawn Bowls | Eye Glass | |
| Cricket | | Leg Guards— | Indoor Base Ball | Straps— |
| Striking | | Base Ball | Thumb | Base Ball |
| Tennis | | Cricket | Protection, Running Shoes | For Three-Legged Race |
| Uniform | Felt Letters | Field Hockey | Pulleys and Axle, Tennis | Spikes, Cricket |
| | Fencing Sticks | Letters— | Push Ball | Steel Cable, Tennis Net |
| Ball— | Field Hockey | Embroidered | Pushers, Chamois | Sticks, Polo |
| Base | Finger Protection | Felt | Puttees, Golf | Stockings |
| Basket | Flags— | | Quits | Sop Boards |
| Cricket | College | Mallets— | | Striking Bags |
| Field Hockey | Foul, Base Ball | Cricket | | Stumps and Bails |
| Golf | Marking, Golf | Croquet | Racket Covers | Suits— |
| Hand | Foils, Fencing | Equestrian Polo | Racket Presses | Gymnasium, Ladies |
| Indoor | | Reques | Rackets, Lawn Tennis | Swimming |
| Medicine | | Markers, Tennis | Rackets, Restring | Supporters— |
| Playground | | Masks— | Racks, Golf Ball | Ankle |
| Squash | | Base Ball | Rapiers | Wrist |
| Tennis | | Fencing | Reels for Tennis Posts | Suspenders |
| Volley | Glasses, Base Ball Sun | Mattresses | Refere's Whistle | Sweat Band |
| Water Polo | Gloves— | Megaphones | Rings— | Sweaters |
| Ball Cleaner, Golf | Base Ball | | Exercising | Swivels, Striking Bag |
| Bandages, Elastic | Boxing | Mitts— | Swinging | Swords, Duelling |
| Bar Balls | Cricket | Base Ball | Rogue | Swords, Fencing |
| Bars, Horizontal | Fencing | Striking Bag | Rowing Machines | |
| Bases— | Golf | Monograms | | Take-Off Board |
| Base Ball | Hand Ball | Mufflers, Knitted | | Tape— |
| Indoor | Glove Soltener | | Sacks, for Sack Racing | Adhesive |
| Bathing Suits | Goal Cage, Polo | Nets— | Sandow Dumb Bells | Cricket, Measuring |
| Bats— | Gools— | Cricket | Score Books— | Marking, Tennis |
| Base Ball | Basket Ball | Golf Driving | Base Ball | Measuring Steel |
| Cricket | Golf Clubs | Tennis | Cricket | Tees, Golf |
| Indoor | Golf Counters | Volley Ball | Golf | Tether Tennis |
| Bating Cage, Base Ball | Collette | Numbers, Competitors' | Tennis | Tight— |
| Belt— | Grips— | | Score Tablets, Base Ball | Athletic |
| Leather and Worsted | Athletic | Pads— | Shirts— | Full |
| Bladders— | Golf | Chamois, Fencing | Base Ball | Full, Wrestling |
| Basket Ball | Gut Preservative, Tennis | Sliding, Base Ball | Shoes— | Knee |
| Striking Bag | Guy Ropes and Pegs | Wresting | Base Ball | Toe Boards |
| Blades, Fencing | Gymnas in Suits, Ladies' | Paint, Golf | Basket Ball | Trapeze |
| | | Pants— | Bowling | Trousers, Y.M.C.A. |
| | | Base Ball | Close | Trunks— |
| Caddy Bidges | Hammers, Athletic | Basket Ball | Cricket | Bathing |
| Caps— | Handle Cover, Rubber | Bathing, Knee | Cross Country | Velvet |
| Base Ball | Hangers for Indian Clubs | Boys' Knee | Fencing | Worsted |
| University | Hats, University | Running | Foot Ball, Association | |
| Water Polo | Health Pail | Pennants, College | Foot Ball, College | Umpire Indicator |
| Center Forks, Iron | Hob Nails | Pistols, Starter's | Foot Ball, Soccer | Uniforms, Base Ball |
| Center Straps, Canvas | Hole Cutter, Golf | Plastrons, Fencing | Golf | |
| Chest Weights | Hole Rim, Golf | Plates— | Gymnasium | Wands, Calisthenic |
| Circle, Seven-Foot | Hurley, Safety | Base Ball Shoe | Jumping | Watches, Stop |
| Clock Golf | Hurley Goods | Home | Running | Water Wings |
| Coats, Base Ball | | Marking, Tennis | Slating | Weights, 55-lb. |
| Collars, Swimming | Indian Clubs | Fencers' Box | Squash | Whistles, Raleres' |
| Corks, Running | Inflaters— | Pickers' Toe | Tennis | Wrestling Equipment |
| Covers, Racket | Swimming Bag | Tennis, Golf | Walking | Wrist Machines |
| Cricket Goods | | | | |
| Croquet Goods | | | | |
| Cross Bars | | | | |

PROMPT ATTENTION GIVEN TO
ANY COMMUNICATIONS
ADDRESSED TO US

A. G. SPALDING & BROS.
STORES IN ALL LARGE CITIES

FOR COMPLETE LIST OF STORES
SEE INSIDE FRONT COVER
OF THIS BOOK

JUN 7 1913

Standard Policy

A Standard Quality must be inseparably linked to a Standard Policy.

Without a definite and Standard Mercantile Policy, it is impossible for a Manufacturer to long maintain a Standard Quality.

To market his goods through the jobber, a manufacturer must provide a profit for the jobber as well as for the retail dealer. To meet these conditions of Dual Profits, the manufacturer is obliged to set a proportionately high list price on his goods to the consumer.

To enable the glib salesman, when booking his orders, to figure out attractive profits to both the jobber and retailer, these high list prices are absolutely essential; but their real purpose will have been served when the manufacturer has secured his order from the jobber, and the jobber has secured his order from the retailer.

However, these deceptive high list prices are not fair to the consumer, who does not, and, in reality, is not ever expected to pay these fancy list prices.

When the season opens for the sale of such goods, with their misleading but alluring high list prices, the retailer begins to realize his responsibilities, and grapples with the situation as best he can, by offering "special discounts," which vary with local trade conditions.

Under this system of merchandising, the profits to both the manufacturer and the jobber are assured; but as there is no stability maintained in the prices to the consumer, the keen competition amongst the local dealers invariably leads to a demoralized cutting of prices by which the profits of the retailer are practically eliminated.

This demoralization always reacts on the manufacturer. The jobber insists on lower, and still lower, prices. The manufacturer, in his turn, meets this demand for the lowering of prices by the only way open to him, viz.: the cheapening and degrading of the quality of his product.

The foregoing conditions became so intolerable that 14 years ago, in 1899, A. G. Spalding & Bros. determined to rectify this demoralization in the Athletic Goods Trade, and inaugurated what has since become known as "The Spalding Policy."

The "Spalding Policy" eliminates the jobber entirely, so far as Spalding Goods are concerned, and the retail dealer secures the supply of Spalding Athletic Goods direct from the manufacturer by which the retail dealer is assured a fair, legitimate and certain profit on all Spalding Athletic Goods, and the consumer is assured a Standard Quality and is protected from imposition.

The "Spalding Policy" is decidedly for the interest and protection of the users of Athletic Goods, and acts in two ways:

First.—The user is assured of genuine Official Standard Athletic Goods and the same prices to everybody.

Second.—As manufacturers, we can proceed with confidence in purchasing at the proper time, the very best raw materials required in the manufacture of our various goods, well ahead of their respective seasons, and this enables us to provide the necessary quantity and absolutely maintain the Spalding Standard of Quality.

All retail dealers handling Spalding Athletic Goods are requested to supply consumers at our regular printed catalogue prices—neither more nor less—the same prices that similar goods are sold for in our New York, Chicago and other stores.

All Spalding dealers, as well as users of Spalding Athletic Goods, are treated exactly alike, and no special rebates or discriminations are allowed to anyone.

This briefly, is the "Spalding Policy," which has already been in successful operation for the past 14 years, and will be indefinitely continued.

In other words, "The Spalding Policy" is a "square deal" for everybody.

A. G. SPALDING & BROS.

By *A. G. Spalding*

PRESIDENT.

Standard Quality

An article that is universally given the appellation "Standard" is thereby conceded to be the criterion, to which are compared all other things of a similar nature. For instance, the Gold Dollar of the United States is the Standard unit of currency, because it must legally contain a specific proportion of pure gold, and the fact of its being Genuine is guaranteed by the Government Stamp thereon. As a protection to the users of this currency against counterfeiting and other tricks, considerable money is expended in maintaining a Secret Service Bureau of Experts. Under the law, citizen manufacturers must depend to a great extent upon Trade-Marks and similar devices to protect themselves against counterfeit products—without the aid of "Government Detectives" or "Public Opinion" to assist them.

Consequently the "Consumer's Protection" against misrepresentation and "inferior quality" rests entirely upon the integrity and responsibility of the "Manufacturer."

A. G. Spalding & Bros. have, by their rigorous attention to "Quality," for thirty-four years, caused their Trade-Mark to become known throughout the world as a Guarantee of Quality as dependable in their field as the U. S. Currency is in its field.

The necessity of upholding the Guarantee of the Spalding Trade-Mark and maintaining the Standard Quality of their Athletic Goods, is, therefore, as obvious as is the necessity of the Government in maintaining a Standard Currency.

Thus each consumer is not only insuring himself but also protecting other consumers when he assists a Reliable Manufacturer in upholding his Trade-Mark and all that it stands for. Therefore, we urge all users of our Athletic Goods to assist us in maintaining the Spalding Standard of Excellence, by insisting that our Trade-Mark be plainly stamped on all athletic goods which they buy, because without this precaution our best efforts towards maintaining Standard Quality and preventing fraudulent substitution will be ineffectual.

Manufacturers of Standard Articles invariably suffer the reputation of being high-priced, and this sentiment is fostered and emphasized by makers of "inferior goods," with whom low prices are the main consideration.

A manufacturer of recognized Standard Goods, with a reputation to uphold and a guarantee to protect, must necessarily have higher prices than a manufacturer of cheap goods, whose idea of and basis of a claim for Standard Quality depends principally upon the eloquence of the salesman.

We know from experience that there is no quicksand more unstable than poverty in quality—and we avoid this quicksand by Standard Quality.

A. G. Spalding & Bros.



SPALDING

ATHLETIC LIBRARY

A separate book covers every Athletic Sport
and is Official and Standard
Price 10 cents each

GRAND PRIZE



GRAND PRIX



ST. LOUIS, 1904

SPALDING

PARIS, 1900

ATHLETIC GOODS

ARE THE STANDARD OF THE WORLD

A. G. SPALDING & BROS.

MAINTAIN WHOLESALE and RETAIL STORES in the FOLLOWING CITIES:

NEW YORK	CHICAGO	ST. LOUIS
BOSTON	MILWAUKEE	KANSAS CITY
PHILADELPHIA	DETROIT	SAN FRANCISCO
NEWARK	CINCINNATI	LOS ANGELES
BUFFALO	CLEVELAND	SEATTLE
SYRACUSE	COLUMBUS	MINNEAPOLIS
ROCHESTER	INDIANAPOLIS	ST. PAUL
BALTIMORE	PITTSBURGH	DENVER
WASHINGTON	ATLANTA	DALLAS
LONDON, ENGLAND	LOUISVILLE	
BIRMINGHAM, ENGLAND	NEW ORLEANS	
MANCHESTER, ENGLAND	MONTREAL, CANADA	
EDINBURGH, SCOTLAND	TORONTO, CANADA	
GLASGOW, SCOTLAND	PARIS, FRANCE	
SYDNEY, AUSTRALIA		

Factories owned and operated by A.G. Spalding & Bros. and where all of Spalding's Trade-Marked Athletic Goods are made are located in the following cities:

NEW YORK	CHICAGO	SAN FRANCISCO	CHICOPEE, MASS.
BROOKLYN	BOSTON	PHILADELPHIA	LONDON, ENG.