GHQ/SCAP Records (RG 331, National Archives and Records Service)

Description of contents

(1) Box no. 2822

(2) Folder title/number: (8)
Veterinary - Livestock - Shizuoka

(3) Date: Nov. 1949 - Mar. 1951

(4) Subject:

Classification	Type of record
9612, 9751	c, i

(5) Item description and comment:
Shizuoka

(6) Reproduction: (Yes) No

(7) Film no. Sheet no.

(Compiled by *National Diet Library*)

VETERINARY INFORMATION SHEET

KCAR. PH No. 9.

Livestock Section Shizuoka Prefecture. Period 1 March to 31 March 1951

A. TUBERCULOSIS

1. Number of animal tested during the period. 1,332

2. Testing was accomplished in the following areas:

A part of Tagata-gun. Abe-gun. Shizuoka City.

3. Number of positives and/or suspect cases and areas:

Area	Suspects	Positives
Mariko, Shizuoka-city.	0	1

4. Number of positive reactors sent to slaughter houses. 1

5. Number of animals remaining to be tested. 0 (No animal remains to be tested for the 1950 program.)

6. Remarks concerning the "T.B." control program:

a. Slaughtering of positive reactioned cattle.

b. Disinfection of the diseased cow-sheds and sanitary management in breeding cattle.

B. BRUCELLOSIS:

1. Number of animals (bovine) tested during this period. None

2. Testing was accomplished in the following areas: None

3. Number of positives and/or suspect cases and area: None

4. Number of suspects or positive isolated. None

5. In cases of positive or suspects animals, what general sanitary program was effected with regard to milk or milk products. (Detail)

None

6. Number of goats tested for Brucellosis. None

7. Number of reactors among goats: None.

8. Number of animals remaining to be tested: None

a. Cattle None

b. Goats None

9. Remarks in detail regarding the Brucellosis program:

None

C. SWINE DISEASES

1. Number of swine vaccinated for the following:

a. Swine cholera None c. None

b. Swine erysipelas None d.

2. In what areas were swine diseases most prevalent:

Area	Disease
Shida-gun.	Swine erysipelas

3. Number of fatalities autopsied in each disease diagnosed.

None

4. Write a brief report of autopsy findings on (1) one of each disease diagnosed. (Use attached sheet).

None

D. EQUINE DISEASES

1. Number of horses vaccinated for

a. E. encephalomyelitis None b. None

c. None d.

2. Number of horses remaining to be vaccinated for E. encephalomyelitis.

3. What is the age limit of animal vaccinated for E. encephalomyelitis?

None.

4. Area of disease outbreaks in equine disease: None

5. Number of cases diagnosed for each disease. None

6. Areas in which cases occurred and number in each:

None.

7. Attach autopsy report on one of each disease autopsied.

None.

8. Brief remarks on the status of equine disease program and suggestions. (Use attached sheet).

Appropriate measures in breeding horses to protect them from diseases of digestive organs and blood channels.

E. BOVINE DISEASES

1. Number of cattle vaccinated for:

a. Anthrax None c. None

b. None d.

2. Number of cases of bovine diseases in each case (Exclude T.B. and Brucellosis)

None

3. Area of occurrence

None

4. Number of animals examined for Trichomoras. None

5. Number and disposition of Trichomonas cases. None

6. Remarks regarding the treatment and control of bovine disease. (Use attached sheet).

None

F. SHEEP AND GOAT DISEASES

1. Number of cases and type of diseases diagnosed for each animal.

	Disease	Number
Goat:		
Sheep:	None	

DECLASSIFIED E.O. 11652 SECTION 3 402/NARS NO: [illegible]

2. Number of disease fatalities autopsied in each incidence of goat and sheep diseases.

Goat:

None

Sheep:

3. What control programs are being conducted in these diseases:

Goat:

None.

Sheep:

G. FOWL DISEASES

1. Number of Pullorum test conducted on fowl. None

2. Number of cases of Pullorum disease diagnosed: None

3. List any other disease diagnosed: None

4. What is the current fowl disease program?

None.

5. Remarks as to problem in fowl disease control. (Use attached sheet if necessary)

As it is an egg laying, and also breeding season now, it is expected, in order to prevent infectious diseases, that a thorough-going control be carried out on disinfecting and keeping dry hen-coops, and on other sanitary measures.

H. GENERAL INFORMATION

1. What conference were held in the Livestock Veterinary Section.

None

2. What education programs were conducted during the month?

In accordance with the provisions of the Livestock Improvement and Multiplication Law, examination took place of those who finished the course on the artificial dissemination to qualify them as Artificial Desseminators.

DECLASSIFIED E.O. 11652 SECTION 3 402/NNBS No: [illegible]

3. What is the current animal census?

a. Dairy animals	9,963	e. Fowl	247,269
b. Work oxen	38,680	f. Sheep	2,259
c. Horses	12,368	g. Goat	15,620
d. Swine	19,418	h.	

4. There are 3 Breeding Stations now in operation.

a. What work is being conducted at "Breeding Stations"?

At Shizuoka Prefectural Livestock Breeding Station, rearing, improvement, and release of sheep and goats.

At Numazu Livestock Breeding Station, rearing, improvement, and release of milch-cows.

b. What problems are encountered?

5. Were there any cases of Anthrax, Blackleg, Foot and Mouth diseases in the prefecture during this period? (YES-NO) Explain below.

None

6. Discuss the monthly activity of the "Animal Health Centers" in the prefectures.

The five livestock breeding stations in this prefecture are endeavouring to disseminate hygienic and sanitary informations to the livestock keepers, visiting them, at this time of season when infectious diseases are apt to break out.

7. Discuss any other pertinent data relevant to the animal disease control program. (Example: Artificial breeding, etc.)

The increase of cows as well as the improvement of their qualities is being boasted by means of artificial fertilization at the Prefectural Artificial Fertilization Office and at each health center for domestic animals.

Mitsu[illegible]

Livestock Section (Chief)
Shizuoka Prefecture

Received G.H.Q. 26. 4. 27 TMB/1100

DECLASSIFIED E.O. 12065 SECTION 3 402/MRS NO: [illegible]

VETERINARY INFORMATION SHEET

Livestock Section Shizuoka Pref. Period Feb. 1 to Feb. 28 1951

A. TUBERCULOSIS

1. Number of animal tested during the period. 1,787

2. Testing was accomplished in the following areas:

Sunto-gun | A part of Tagata-gun.

3. Number of positives and/or suspect cases and areas:

Area	Suspects	Positives
Sunto-gun(Hara-machi, Harasato-mura)		2

4. Number of positive reactors sent to slaughter houses. 2

5. Number of animals remaining to be tested. About 1,000

6. Remarks concerning the "T.B." control program:

1. Slaughtering of T.B. - affected cattle.
2. Disinfection of the diseased cow-sheds, and diffusion of sanitary ideas necessary for feeding and management.

B. BRUCELLOSIS:

1. Number of animals (bovine) tested during this period. None

2. Testing was accomplished in the following areas:

None

3. Number of positives and/or suspect cases and area:

Area	Suspects	Positives
None.		

Received
K.L.O.O.
26.3.27

4. Number of suspects or positive isolated. None

5. In cases of positive or suspects animals, what general sanitary program was effected with regard to milk or milk products. (Detail)

None

6. Number of goats tested for Brucellosis. None

7. Number of reactors among goats:

Area	Suspects	Positives
None		

8. Number of animals remaining to be tested:

a. Cattle None

b. Goats None

9. Remarks in detail regarding the Brucellosis program:

None

C. SWINE DISEASES

1. Number of swine vaccinated for the following:

a. Swine cholera None c. _____

b. Swine erysipelas _____ d. _____

2. In what areas were swine diseases most prevalent:

Area	Disease
None	

3. Number of fatalities autopsied in each disease diagnosed. None

4. Write a brief report of autopsy findings on (1) one of each disease diagnosed. (Use attached sheet).

None

D. EQUINE DISEASES

1. Number of horses vaccinated for

a. E. encephalomyelitis None b. ____

c. ____ d. ____

2. Number of horses remaining to be vaccinated for E. encephalomyelitis.

None

3. What is the age limit of animal vaccinated for E. encephalomyelitis?

None

4. Area of disease outbreaks in equine disease:

None

5. Number of cases diagnosed for each disease.

Disease	Clinical	Laboratory Conformation
None		

6. Areas in which cases occurred and number in each:

Area	Number
None	

7. Attach autopsy report on one of each disease autopsied.

8. Brief remarks on the status of equine disease program and suggestions. (Use attached sheet). See as per attached sheet No. 1

E. BOVINE DISEASES

1. Number of cattle vaccinated for:

a. Anthrax None c. ____

b. ____ d. ____

2. Number of cases of bovine diseases in each case (Exclude T.B. and Brucellosis)

Disease	Number of Cases
Cattle Gastroenteritis	1
Cattle Tympanitis	1

3. Area of occurrence

Disease	Area
Cattle Gastroenteritis Cattle tympanitis	Shuchi-gun.

4. Number of animals examined for Trichomonas. _____

5. Number and disposition of Trichomonas cases.

Number	Disposition
None	

6. Remarks regarding the treatment and control of bovine disease. (Use attached sheet) None

F. SHEEP AND GOAT DISEASES

1. Number of cases and type of diseases diagnosed for each animal.

	Disease	Number
Goat:	None	
Sheep:	None	

2. Number of disease fatalities autopsied in each incidence of goat and sheep diseases.

Goat: None

Sheep: None

3. What control programs are being conducted in these diseases:

Goat: None

Sheep: None

G. FOWL DISEASES

1. Number of Pullorum test conducted on fowl: 1,429

2. Number of cases of Pullorum disease diagnosed: 49

Area	Total Number Fowl	Total Positive
Shimada City		
Shizuoka City		
Hamana-gun		
Inasa-gun		

3. List any other disease diagnosed:

Disease	Area	Number
None		

4. What is the current fowl disease program?

None

5. Remarks as to problem in fowl disease control. (Use attached sheet if necessary) See as per attached sheet No. 2

H. GENERAL INFORMATION

1. What conference were held in the Livestock Veterinary Section.

None

2. What education programs were conducted during the month? None

3. What is the current animal census?

a.	Dairy animals	9,963	e.	Fowl	247,269
b.	Work oxen	36,680	f.	Sheep	2,259
c.	Horses	12,368	g.	Goat	15,620
d.	Swine	19,418	h.		

4. There are 3 Breeding Stations now in operation.

a. What work is being conducted at "Breeding Stations"?

Shizuoka Prefectural Livestock Breeding Station is rearing, improving, and releasing shiip and goats, and Numazu Livestock Breeding Station is rearing, improving, and releasing milch cows.

b. What problems are encountered?

5. Were there any cases of Anthrax, Blackleg, Foot and Mouth diseases in the prefecture during this period? (YES-NO) Explain below.

None

6. Discuss the monthly activity of the "Animal Health Centers" in the prefectures.

Five public health centers in this prefecture are giving hygienic orientation in raising, importing, or improving domestic animals.

7. Discuss any other pertinent data relevant to the animal disease control program. (Example: Artificial breeding, etc.)

Livestock artificial insemination stations (Kamo, Tagata, Shida and Iwata) in collaboration with the livestock breeding stations and also public health centers are making effort to increase and improve livestock.

Note: Requested autopsy reports must be signed by veterinarian performing autopsy.

Signed: T. Mitsuhashi
Livestock Section (Chief)

Ken

Attached sheet No. 1

D. EQUINE DISEASES

8. Brief remarks on the status of equine disease program and suggestions.

Appropriate measures were taken in breeding horses to protect them from digestive diseases.

Attached sheet No. 2

G. FOWL DISEASES

5. Remarks as to problem in fowl disease control.

1. Killing of fowl affected with Kuchenruhr.

2. Disinfection of hen-houses.

TO: Dr. Pegg, Public Health Section, Kanto Civil Affairs Region
FROM: Public Health Section, Shizuoka Prefecture
SUBJECT: Recent movement concerning Hamamatsu Slaughter house

Several sites had have previously been selected for establishing a slaughter house; however, there were oppositions supported by neighbourers against this project, therefore the site has not yet been desided.

Later on 5 January this year, a suitable locztion for slaughter house was discovered at Maruzuka-machi in Kyu-Kama District. Upon negotiating with with several representitives in the surrounding places, we came to the conclusion that they, representitives should observe the recent activities of slaughter house so that they would understand and realize the real status of slaughter house and the nature of slaughter house and that they would see the Shibaura Slaughter House, Numazu Municipal Slaughter House and Shizuoka Municipal Slaughter House. Representitives for observation were elected from Marutsuka-machi, Kamishinya-machi, Kaminishi-machi, & Miyatake-machi.

As the result of the observation made to the above said slaughter houses, they, representitives concluded that they would raise no objection against the project of establishing a slaughter house in their vicinity, in other words, it was proven by those representitives that there are no hazards caused by slaughter house. It was further desided that the land about 1200 tsubo located behind the former Nakajima Airplane Plant and owned by the Hamamatsu Nohson Hanbai Kobai Riyo Kumiai (Firming-area Purchaing & Selling Utility Association) was to be sold to the Municipal Office for the site of the slaughter house. The price of the land was also determined in the presence of the president and vice-president of the Association and the contract was established.

However, on the following day, 9 representitives from Miyatake-machi, one of the surrounding quarters, visited the Municipal Office with an objective signing and petitioned against the project, thus this project was also and again stalemated.

However, the Municipal Office shall make efforts to find another sitefor the slaughter house and shall have it start operation within this fiscal year.

Black Meeting
By OK
by Cal Dator

公衛号外

昭和二十六年三月八日

静岡縣衛生部公衆衛生課長

関東民事部公衆衛生課

ドクターペツク殿

浜松市と場について

先般依頼のありました浜松市と場について別紙のとおりの実情につき報告いたします。

なお建設計画図一部を添付いたします。

上新屋町　松本　市郎　山下藤一　川合芳雄
上西町　稲垣　為岩　小杉　守　内山一雄
宮竹町　伊藤栄松
の九名と衛生課長仝行

屠場視察者一同は視察の結果自町地内に建設せられるも差支ない即ち今迄の風説にある附近の発展を沮害するとか動物断末魔の状況其の他が事實無根であることを立證したので直ちに之が速進方を依頼した結果三町代表は宮竹町代表に一任と決定宮竹町代表が努力の結果旧中島航空會社宮竹工場事務所の裏約千二百坪（東西六十間・南北二十間）の浜松農村工業販賣購買利用組合所有地（代表者組合長植松町仲谷利吉）を市に譲渡することに決し正副議長立会の上賣買價格を定め二月二十一日契約書を取交した然る處二月二十六日地元宮竹町鈴木伊平外八名来訪同町民三十五名の反対調印を持参して屠場建設反対陳情を受けたので遂にこの工事も進捗が出来なくなって今日に至りました。

市と致しましては更に関係町代表者或は視察の各位と交渉を進め年度内には何とか敷地の決定と工事着手の運びに至る様努力する考へであります。

（終）

屠場建設経過について

過般第三候補地白羽町が地主二、三名の反対のため遂に敷地が決定しない旨御報告を致しましたが其後地主及町研究委員に対し個々に当り數回交渉を進めたが遂にまとまらない盗越年致し一時保留と致しました。昭和三十六年一月五日再度交渉せんとする矢先旧浦地區れ塚町が適當候補地であることを察知して直ちに屠場そのものの最近の狀況を知るには屠場視察が最も必要との結論を得たので羽立六日関係町へ丸塚町、上新屋町、上西町、宮竹町の代表者と交渉を進めたところ地元町代表者と交渉の協議の結果一月八日より十日まで東京都芝浦屠場、沼津市営屠場、静岡市営屠場を視察することに決定した。

視察員は

丸塚町　松本徳十郎　伊藤聖作
上新屋町　松本　市郎　山下勝一
上西町　稲垣為治　小杉守
宮竹町　伊藤栄松
の九名と衛生課長公行

屠場視察一同は視察の結果自町地内に建設せられるも差支ない即ち

川合芳雄
内山一雄

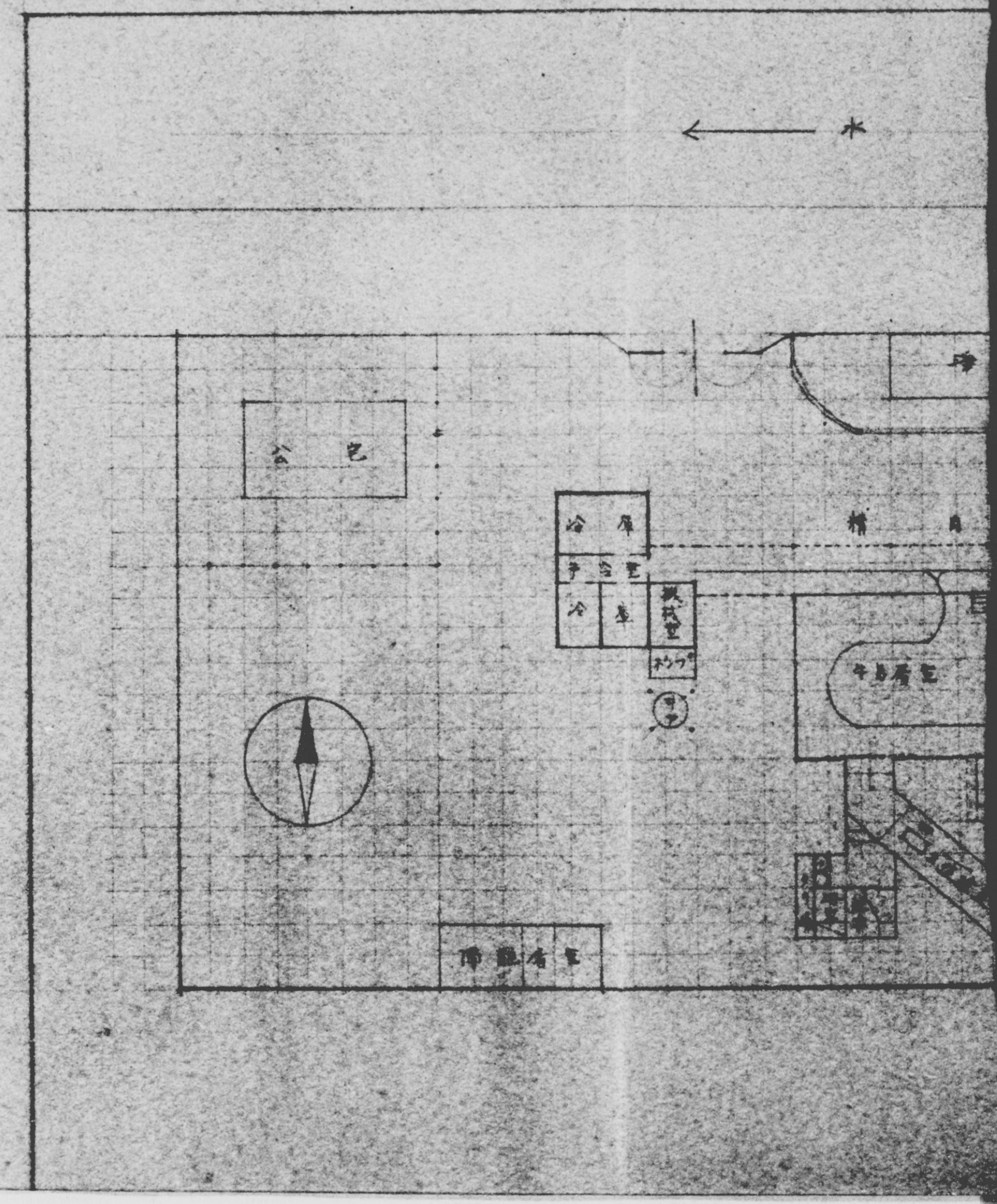

公宅
冷庫
予冷室
冷室
機械室
ネンプ

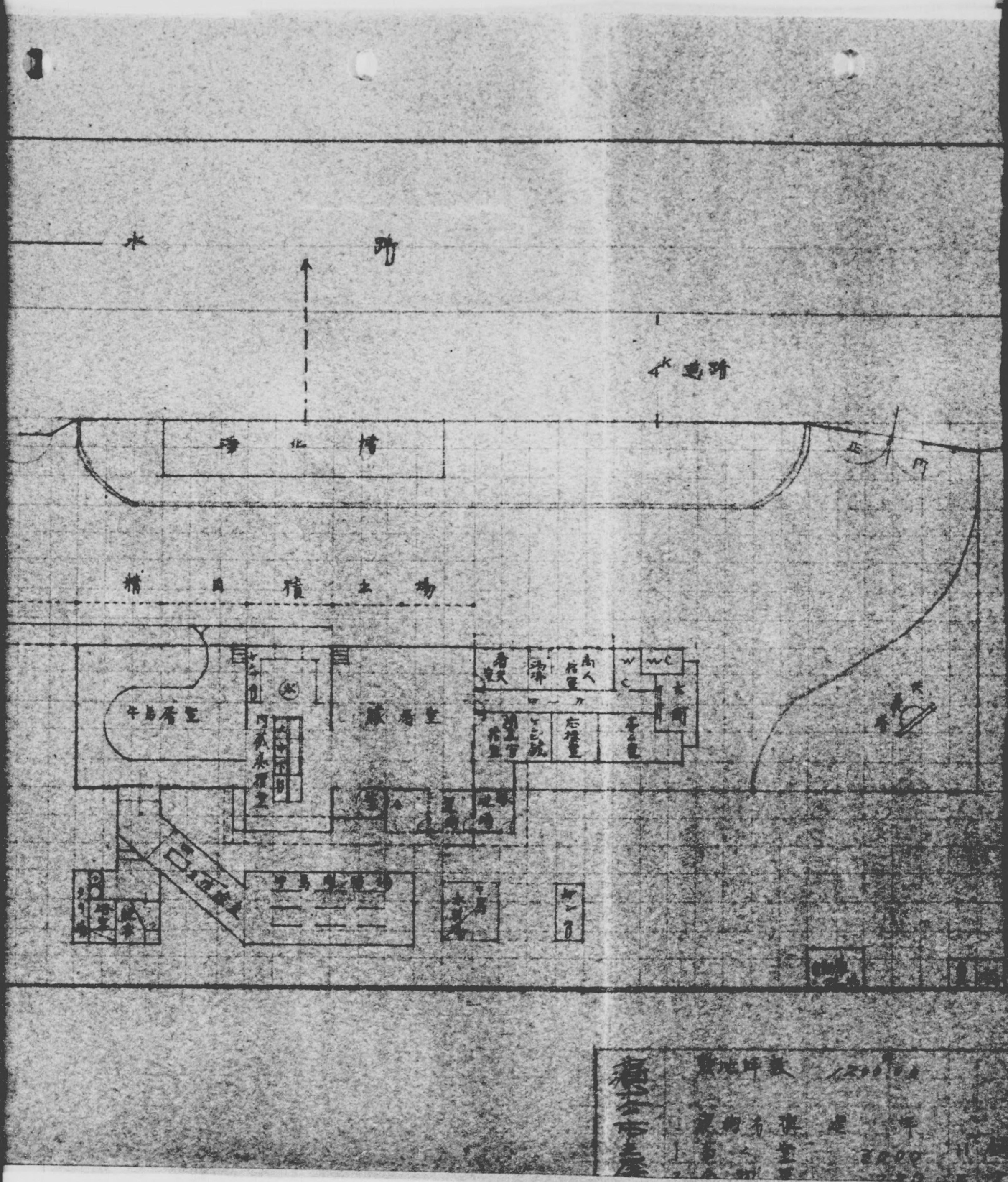

水
路
4K
精化場
正門
精肉積出場

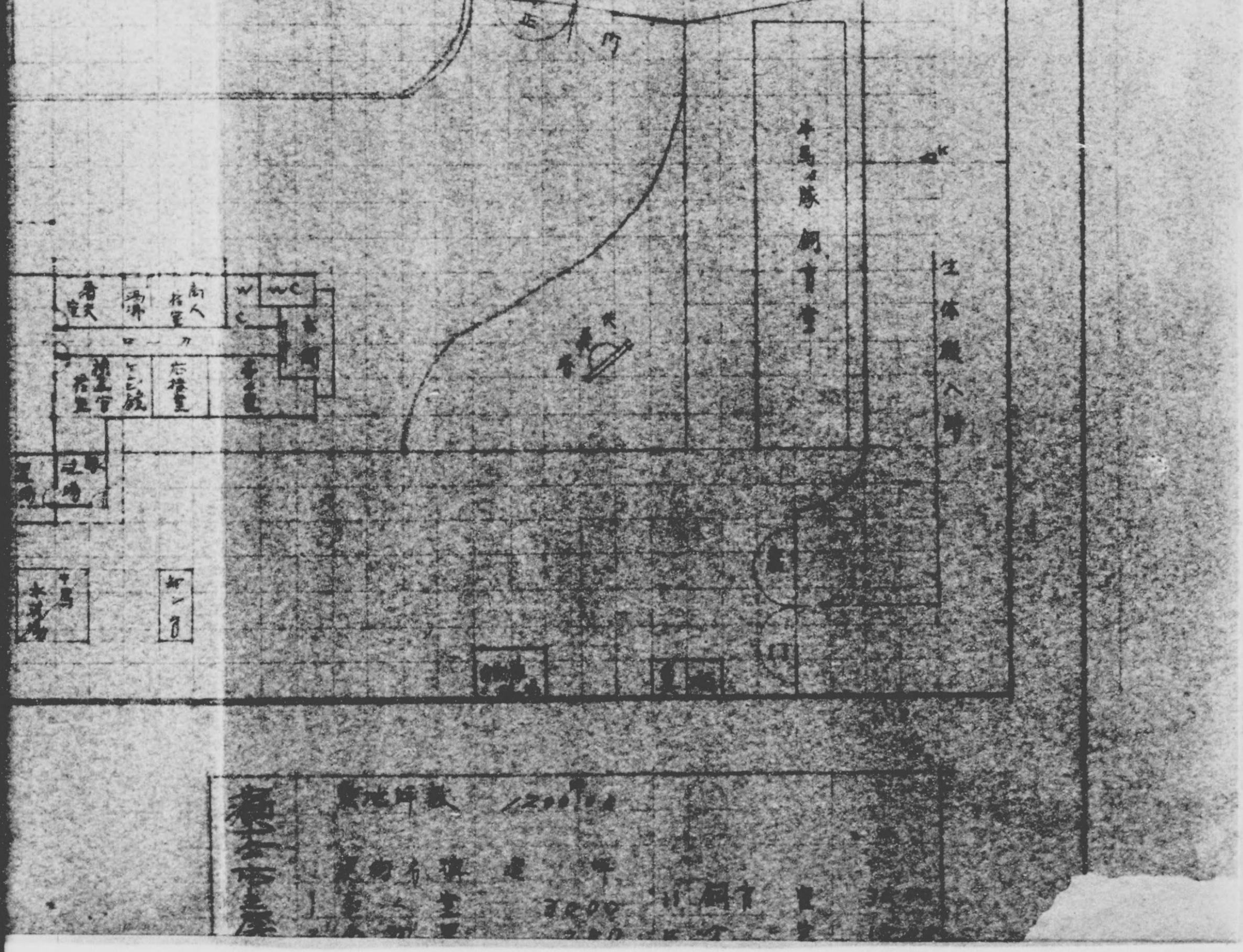

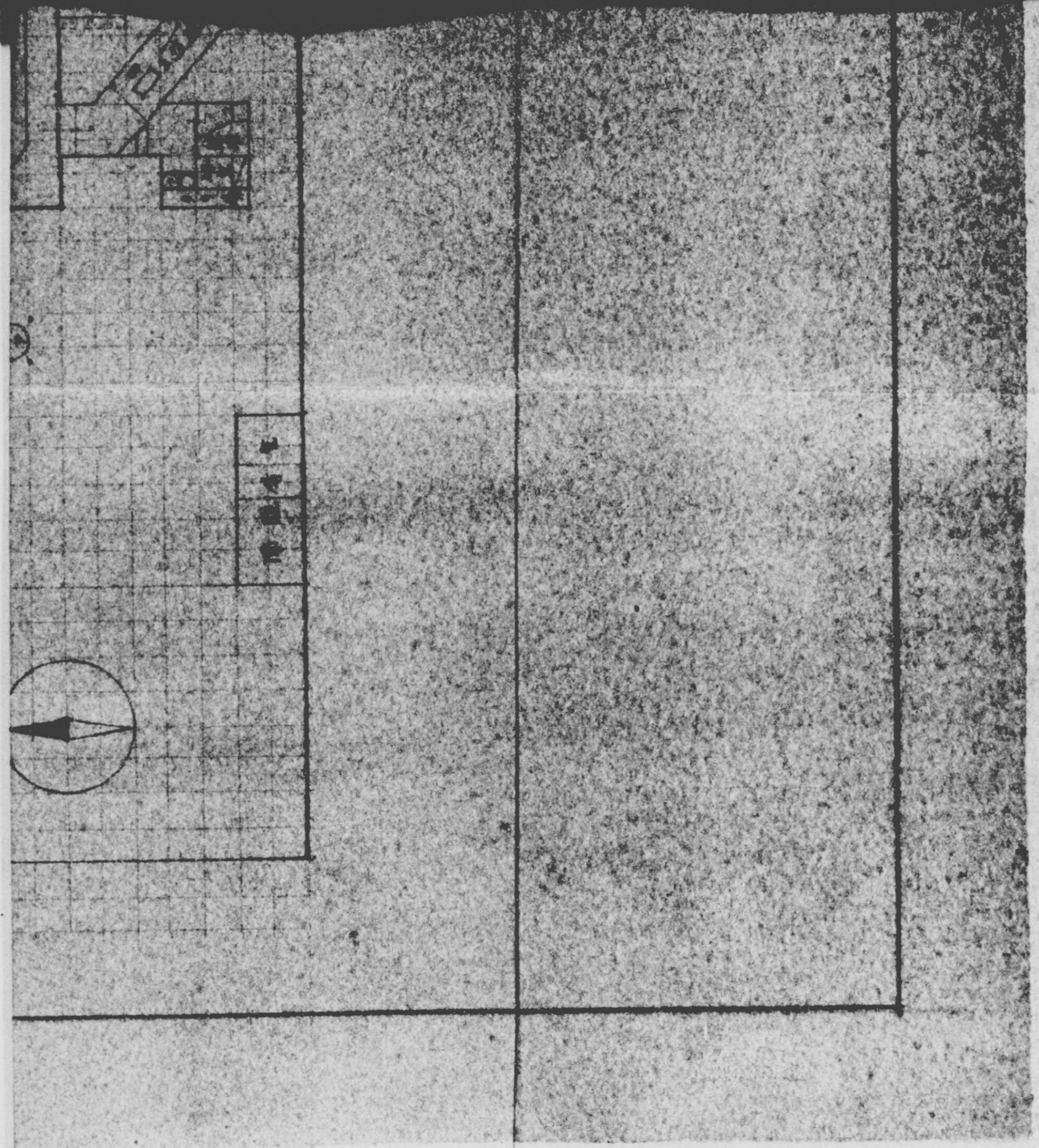



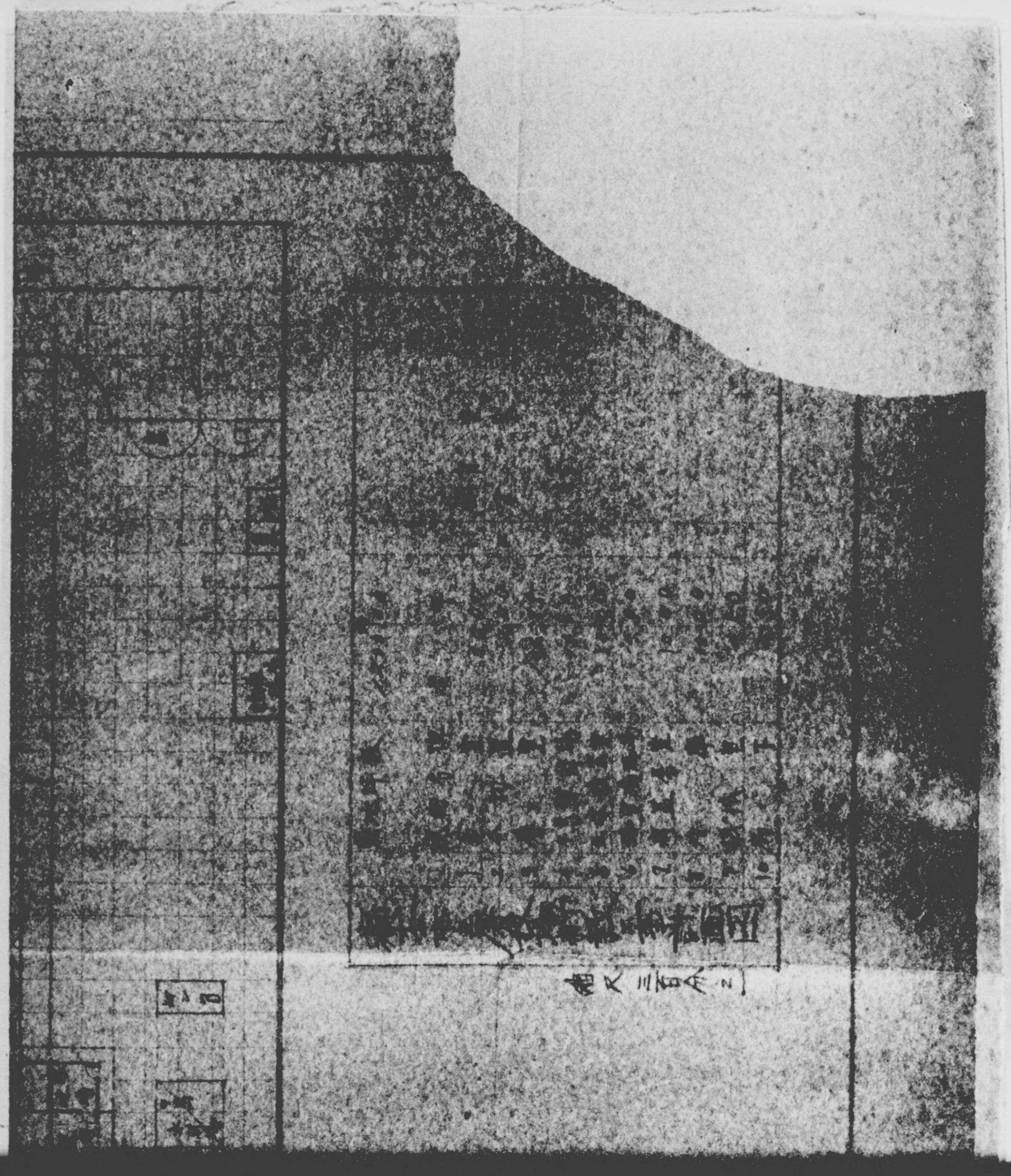

SS-388

VETERINARY INFORMATION SHEET

Livestock Section Shizuoka Pref. Period Jan. 1 to Jan. 31 1951

A. TUBERCULOSIS

1. Number of animal tested during the period. 1,152

2. Testing was accomplished in the following areas:

Shida-gun (temporary test). Fuji-gun

Haibara-gun Ihara-gun

3. Number of positives and/or suspect cases and areas:

Area	Suspects	Positives
Fuji-gun (Kamiide, Shiraito, Yuno & Fujine Villages. Fuji Town)		7
Shida-gun (Otomi, Rokugo, Asahina, Aikawa, Inaba, Hirohata, Hanashi & Shizuhama Villages. Fujieda and Aojima Towns).		16
Haibara-gun (Hazukura, Kawasaki & Jitogata Villages)		9
Ihara-gun (Kojima, Ryokochi, Takabe & Matsuno Villages)		13

4. Number of positive reactors sent to slaughter houses. 45

5. Number of animals remaining to be tested. 2,687

6. Remarks concerning the "T.B." control program:

1) Slaughtering of T.B. - affected cattle)
2) Disinfection of stables, and diffusion of sanitary ideas necessary for feeding and management.

B. BRUCELLOSIS:

1. Number of animals (bovine) tested during this period. None

2. Testing was accomplished in the following areas:

None

3. Number of positives and/or suspect cases and area:

Area	Suspects	Positives
None		

Received
K.L.C.O.
26.2.26
TIME

4. Number of suspects or positive isolated. None

5. In cases of positive or suspects animals, what general sanitary program was effected with regard to milk or milk products. (Detail)

None

6. Number of goats tested for Brucellosis. None

7. Number of reactors among goats:

Area	Suspects	Positives
None		

8. Number of animals remaining to be tested:

a. Cattle None

b. Goats

9. Remarks in detail regarding the Brucellosis program:

None

C. SWINE DISEASES

1. Number of swine vaccinated for the following: None

a. Swine cholera _____ c. _____

b. Swine erysipelas _____ d. _____

2. In what areas were swine diseases most prevalent:

Area	Disease
Yoshida-machi, Haibara-gun	Swine Erysipelas

3. Number of fatalities autopsied in each disease diagnosed. None

4. Write a brief report of autopsy findings on (1) one of each disease diagnosed. (Use attached sheet).

None

D. EQUINE DISEASES

1. Number of horses vaccinated for None

   a. E. encephalomyelitis _____ b. _____

   c. _____ d. _____

2. Number of horses remaining to be vaccinated for E. encephalomyelitis,

   None

3. What is the age limit of animal vaccinated for E. encephalomyelitis?

   None

4. Area of disease outbreaks in equine disease:

   None _____ _____

   _____ _____ _____

5. Number of cases diagnosed for each disease.

Disease	Clinical	Laboratory Conformation
None		

6. Areas in which cases occurred and number in each:

Area	Number
None	

7. Attach autopsy report on one of each disease autopsied.

   None

8. Brief remarks on the status of equine disease program and suggestions. (Use attached sheet).

   None

E. BOVINE DISEASES

1. Number of cattle vaccinated for: None

   a. Anthrax _____ c. _____

   b. _____ d. _____

2. Number of cases of bovine diseases in each case (Exclude T.B. and Brucellosis)

Disease	Number of Cases
Cattle Gastroenteritis	1

3. Area of occurrence

Disease	Area
Cattle Gastroenteritis	Shuchi-gun

4. Number of animals examined for Trichomonas. None

5. Number and disposition of Trichomonas cases.

Number	Disposition
None	

6. Remarks regarding the treatment and control of bovine disease. (Use attached sheet)

None

F. SHEEP AND GOAT DISEASES

1. Number of cases and type of diseases diagnosed for each animal.

	Disease	Number
Goat:		
	None	
Sheep:		

2. Number of disease fatalities autopsied in each incidence of goat and sheep diseases.

Goat:

None

Sheep:

3. What control programs are being conducted in these diseases:

Goat:

None

Sheep:

None

G. FOWL DISEASES

1. Number of Pullorum test conducted on fowl. None

2. Number of cases of Pullorum disease diagnosed:

Area	Total Number Fowl	Total Positive
None		

3. List any other disease diagnosed:

Disease	Area	Number
None		

4. What is the current fowl disease program?

None

5. Remarks as to problem in fowl disease control. (Use attached sheet if necessary)

See as per attached sheet No. 1.

H. GENERAL INFORMATION

1. What conference were held in the Livestock Veterinary Section.

None

2. What education programs were conducted during the month? None

3. What is the current animal census?

a.	Dairy animals	9,963	e.	Fowl	247,269
b.	Work oxen	38,680	f.	Sheep	2,259
c.	Horses	12,368	g.	Goat	15,620
d.	Swine	29,418	h.		

4. There are 3 Breeding Stations now in operation.

a. What work is being conducted at "Breeding Stations"?

Rearing improvement & disposal of goats & milking-cows are under way at The Livestock Breeding Stations at Shizuoka and Numazu. Rearing improvement & disposal of domestic fowls & swine are being made at Hamana Livestock Breeding Center, and further an increase of livestock as well as their improvement of qualities is being made.

b. What problems are encountered?

5. Were there any cases of Anthrax, Blackleg, Foot and Mouth diseases in the prefecture during this period? (YES-NO) Explain below.

None

6. Discuss the monthly activity of the "Animal Health Centers" in the prefectures.

Sanitary guidance for general domestic animals and fowls are being made at the ~~following~~ health centers; Shizuoka, Inasa, Kakegawa, Shuchi and Fuji. And breeding milking-cows are being reared at the above health centers intending specially the increase & improvement of them by artificial ~~fertilization~~. insemination.

7. Discuss any other pertinent data relevant to the animal disease control program. (Example: Artificial breeding, etc.)

Besides the Public Health Centers mentioned above, the artificial insemination centers are engaged in multiplying and improvement of cattles, missing no occasion and season.

Note: Requested autopsy reports must be signed by veterinarian performing autopsy.

Signed: T. Mitsuhashi
Livestock Section (Chief)

Shizuoka Ken

Attached sheet No. 1

C. FOWL DISEASES

5. Remarks as to problem in fowl disease control.
(Use attached sheet if necessary)

a) Such improvements of hen-house should be made as drying, light-admission facilities, etc.

b) Disinfection of hen-houses must be made for the prevention of the infectious diseases, and preventives also should be made against coccidium.

VETERINARY INFORMATION SHEET

Livestock Section Shizuoka Pref. Period Dec. 1 to Dec. 31 1950

A. TUBERCULOSIS

1. Number of animal tested during the period. 89 (Temporary Test)

2. Testing was accomplished in the following areas:

Iwata-gun	Shuchi-gun	Ogasa-gun
Inasa-gun	Hamana-gun	

3. Number of positives and/or suspect cases and areas:

Area	Suspects	Positives
Hamana-gun		4
Iwata-gun		5
Ogasa-gun		5

4. Number of positive reactors sent to slaughter houses. 14

5. Number of animals remaining to be tested. 5,430

6. Remarks concerning the "T.B." control program:

1) Slaughtering of T.B. cattle.
2) Disinfecting of the sheds in which affected cattle are kept and publicity on sanitary breeding.
3) Isolating of suspected cattle, disinfecting of cow-sheds, etc.

B. BRUCELLOSIS:

1. Number of animals (bovine) tested during this period. None

2. Testing was accomplished in the following areas:

None.		

3. Number of positives and/or suspect cases and area:

Area	Suspects	Positives
None.		

Received
K.J.C.O.
26.1.25
TIME

4. Number of suspects or positive isolated. None

5. In cases of positive or suspects animals, what general sanitary program was effected with regard to milk or milk products. (Detail)

None.

6. Number of goats tested for Brucellosis. None

7. Number of reactors among goats:

Area	Suspects	Positives
None		

8. Number of animals remaining to be tested:

a. Cattle None

b. Goats None

9. Remarks in detail regarding the Brucellosis program:

None

C. SWINE DISEASES

1. Number of swine vaccinated for the following:

a. Swine cholera 924 c. _____

b. Swine erysipelas _____ d. _____

2. In what areas were swine diseases most prevalent:

Area	Disease
None	

3. Number of fatalities autopsied in each disease diagnosed. None

4. Write a brief report of autopsy findings on (1) one of each disease diagnosed. (Use attached sheet).

None

D. EQUINE DISEASES

1. Number of horses vaccinated for None

   a. E. encephalomyelitis _____ b. _____

   c. _____ d. _____

2. Number of horses remaining to be vaccinated for E. encephalomyelitis.

   None

3. What is the age limit of animal vaccinated for E. encephalomyelitis?

   None

4. Area of disease outbreaks in equine disease:

   None _____ _____

   _____ _____ _____

5. Number of cases diagnosed for each disease.

Disease	Clinical	Laboratory Conformation
None		

6. Areas in which cases occurred and number in each:

Area	Number
None	

7. Attach autopsy report on one of each disease autopsied. None

8. Brief remarks on the status of equine disease program and suggestions. (Use attached sheet).

   None

E. BOVINE DISEASES

1. Number of cattle vaccinated for: None

   a. Anthrax _____ c. _____

   b. _____ d. _____

2. Number of cases of bovine diseases in each case (Exclude T.B. and Brucellosis)

Disease	Number of Cases
Laryngeal Paralysis	71
Cattle tympanitis acute	1

3. Area of occurrence

Disease	Area
Laryngeal Paralysis	Iwata-gun, Fuji-gun and Shuchi-gun.
Cattle tympanitis acute	Shuchi-gun of Keta-mura

4. Number of animals examined for Trichomonas. None

5. Number and disposition of Trichomonas cases.

Number	Disposition
None	

6. Remarks regarding the treatment and control of bovine disease. (Use attached sheet)

None

F. SHEEP AND GOAT DISEASES

1. Number of cases and type of diseases diagnosed for each animal.

	Disease	Number
Goat:	None	
Sheep:	None	

2. Number of disease fatalities autopsied in each incidence of goat and sheep diseases.

Goat: None

Sheep: None

3. What control programs are being conducted in these diseases:

Goat: None

Sheep: None

G. FOWL DISEASES

1. Number of Pullorum test conducted on fowl. 136,120

2. Number of cases of Pullorum disease diagnosed: 3,352

Area	Total Number Fowl	Total Positive
Throughout the Prefecture.		

3. List any other disease diagnosed:

Disease	Area	Number
None		

4. What is the current fowl disease program?

As the result of Kuchenruhr examination, it was found that the positive reactioned is 2.5% of the examined. The percentage shows the tendency that the disease is decreasing year by year. The influence of communicable diseases is not seen, but some fowl which have parasites are found at present.

5. Remarks as to problem in fowl disease control. (Use attached sheet if necessary)

See as per attached sheet No. 1

H. GENERAL INFORMATION

1. What conference were held in the Livestock Veterinary Section.

None

2. What education programs were conducted during the month?

None

3. What is the current animal census?

a.	Dairy animals	9,963	e.	Fowl	247,269
b.	Work oxen	38,680	f.	Sheep	2,259
c.	Horses	12,368	g.	Goat	15,620
d.	Swine	29,418	h.		

4. There are 3 Breeding Stations now in operation.

a. What work is being conducted at "Breeding Stations"?

In the livestock farms at Sunto and Numazu they are doing jobs breeding, improving and selling milch cows, goats and sheep. In the Hamana farm the main jobs are to breed, improve and sell hens and hogs. On the basis of these livestock jobs they are striving to increase livestock production and promote the industry.

b. What problems are encountered?

None

5. Were there any cases of Anthrax, Blackleg, Foot and Mouth diseases in the prefecture during this period? (YES-NO) Explain below.

None

6. Discuss the monthly activity of the "Animal Health Centers" in the prefectures.

Guidance for winter nursing and breeding of domestic animals is being made by respective health centers at Fuji, Shuchi and Inasa guns, and at the same time the spread of sanitary idea is being boosted. Health centers are now under construction at Shizuoka City and Ogasa-gun.

7. Discuss any other pertinent data relevant to the animal disease control program. (Example: Artificial breeding, etc.)

Each livestock artificial insemination station in Kamo-gun, Tagata-gun, Iwata-gun, and Inasa-gun, is timely engaged in improving and increasing livestocks.
Infections diseases are put under control by artificial insemination.

Note: Requested autopsy reports must be signed by veterinarian performing autopsy.

Signed: T. Mitsuhashi
Livestock Section (Chief)

Shizuoka Ken

Attached sheet No. 1

G. FOWL DISEASES

5. Remarks as to problem in fowl disease control.
(Use attached sheet if necessary)

a. Disinfection of hen-houses was made in accordance with the result of Kuchenruhr examination.

b. Such improvements of hen-house must be made as dring, light-admission facilities, etc.

VETERINARY INFORMATION SHEET

Livestock Section Shizuoka Pref. Period Nov. 1 to Nov. 30. 1950

A. TUBERCULOSIS

1. Number of animal tested during the period. None

2. Testing was accomplished in the following areas:

None.

3. Number of positives and/or suspect cases and areas:

Area	Suspects	Positives
None.		

4. Number of positive reactors sent to slaughter houses. None.

5. Number of animals remaining to be tested. 5,430

6. Remarks concerning the "T.B." control program:

1) Slaughtering of positive reactor cattle.
2) Disinfecting of stables in which affected cattle are, kept and publicity and guidance of sanitary ideas.
3) Confining of suspected cases, etc.

B. BRUCELLOSIS:

1. Number of animals (bovine) tested during this period. None

2. Testing was accomplished in the following areas:

None.

3. Number of positives and/or suspect cases and area:

Area	Suspects	Positives
None.		

Received
K.L.C.O.
25.12.25
TIME

4. Number of suspects or positive isolated. None.

5. In cases of positive or suspects animals, what general sanitary program was effected with regard to milk or milk products. (Detail)

None.

6. Number of goats tested for Brucellosis. None.

7. Number of reactors among goats:

Area	Suspects	Positives

None.

8. Number of animals remaining to be tested: None.

a. Cattle _____

b. Goats _____

9. Remarks in detail regarding the Brucellosis program:

None.

C. SWINE DISEASES

1. Number of swine vaccinated for the following: None.

a. Swine cholera _____ c. _____

b. Swine erysipelas _____ d. _____

2. In what areas were swine diseases most prevalent:

Area	Disease

None.

3. Number of fatalities autopsied in each disease diagnosed. None.

4. Write a brief report of autopsy findings on (1) one of each disease diagnosed. (Use attached sheet).

None.

D. HORSE DISEASES

1. Number of horse vaccinated for: None.

a. E. encephalomyelitis _____ b. _____

c. _____ d. _____

2. Number of horses remaining to be vaccinated for E. encephalomyelitis.

None.

3. What is the age limit of animal vaccinated for E. encephalomyelitis?

None.

4. Area of disease outbreaks in equine disease:

None. _____ _____

_____ _____ _____

5. Number of cases diagnosed for each disease.

Disease	Clinical	Laboratory Conformation

None.

6. Areas in which cases occurred and number in each:

Area	Number

None.

7. Attach autopsy report on one of each disease autopsied. None.

8. Brief remarks on the status of equine disease program and suggestions. (Use attached sheet).

None.

E. BOVINE DISEASES

1. Number of cattle vaccinated for: None.

a. Anthrax _____ c. _____

b. _____ d. _____

2. Number of cases of bovine diseases in each case (Exclude T.B. and Brucellosis)

Disease	Number of Cases
Laryngeal Paralysis	65

3. Area of occurrence

Disease	Area
Laryngeal Paralysis	**Shuchi area**
"	**Shizuoka & Abe area.**

4. Number of animals examined for Trichomonas. 2

5. Number and disposition of Trichomonas cases.

Number	Disposition
None.	

6. Remarks regarding the treatment and control of bovine disease. (Use attached sheet)

None.

F. SHEEP AND GOAT DISEASES

1. Number of cases and type of diseases diagnosed for each animal.

	Disease	Number
Goat:		
	None.	
Sheep:		

2. Number of disease fatalities autopsied in each incidence of goat and sheep diseases.

Goat:

Sheep: **None.**

3. What control programs are being conducted in these diseases:

Goat:

None.

Sheep: None.

G. FOWL DISEASES

1. Number of Pullorum test conducted on fowl. None.

2. Number of cases of Pullorum disease diagnosed:

Area	Total Number Fowl	Total Positive
None.		

3. List any other disease diagnosed:

Disease	Area	Number
None.		

4. What is the current fowl disease program?

None.

5. Remarks as to problem in fowl disease control. (Use attached sheet if necessary) Sanitation on lighting and ventilation of poultry-house. Extermination of parasites.

H. GENERAL INFORMATION

1. What conference were held in the Livestock Veterinary Section.

None.

2. What education programs were conducted during the month?

None.

3. What is the current animal census?

a.	Dairy animals	9,963	e.	Fowl	247,269
b.	Work oxen	38,680	f.	Sheep	2,259
c.	Horses	12,368	g.	Goat	15,620
d.	Swine	29,418	h.		

4. There are 3 Breeding Stations now in operation.

a. What work is being conducted at "Breeding Stations"?

At the Stock Breeding Stations at Tomioka-mura and Numazu City, rearing, improvement, and release of goats, sheep, milch cows are being mainly conducted. At the Hamana Stock Breeding Station at Nakase-mura, Hamana-gun, of fowl and pigs.

b. What problems are encountered?

5. Were there any cases of Anthrax, Blackleg, Foot and Mouth diseases in the prefecture during this period? (YES-NO) Explain.below.

None.

6. Discuss the monthly activity of the "Animal Health Centers" in the prefectures.

The Public Health Centers in Kamiide-mura, Fuji-gun; Misakubo-machi, Shuchi-gun; Iinoya-mura, Inasa-gun; are giving guidance for the management of livestock for winter, and also disseminating hygienic ideas.

7. Discuss any other pertinent data relevant to the animal disease control program. (Example: Artificial breeding, etc.)

At the Artificial Fecundation Centers for Domestic Animals at Kamo, Tagata, Shida, Iwata & Inasa guns, the prevention of diseases at the proper time of fecundation for domestic animals is being made, and at the same time the improvement of their qualities is being boosted.

Beside, artificial fecundation for breeding swines is under way at Hamana Breeding Center and other private farming places in the west area of this prefecture.

Note: Requested autopsy reports must be signed by veterinarian performing autopsy.

Signed: T. Mitsukashi
Livestock Section (Chief)

Ken

VETERINARY INFORMATION SHEET

Livestock Section Shizuoka Pref. Period Oct. 1 to Oct. 31 1950

A. TUBERCULOSIS

1. Number of animal tested during the period. None

2. Testing was accomplished in the following areas:

None.

3. Number of positives and/or suspect cases and areas:

Area	Suspects	Positives
None.		

4. Number of positive reactors sent to slaughter houses. None.

5. Number of animals remaining to be tested. 5,430

6. Remarks concerning the "T.B." control program:
   a. Slaughter of positive reactioned cattle.
   b. Disinfection of stables, extension and guidance of sanitary control ideas.
   c. Isolation of suspected cattle.

B. BRUCELLOSIS:

1. Number of animals (bovine) tested during this period. None

2. Testing was accomplished in the following areas:

None.

3. Number of positives and/or suspect cases and area:

Area	Suspects	Positives
None.		

23.11.5 TIME

4. Number of suspects or positive isolated. None

5. In cases of positive or suspects animals, what general sanitary program was effected with regard to milk or milk products. (Detail)

None.

6. Number of goats tested for Brucellosis. None.

7. Number of reactors among goats:

Area	Suspects	Positives

None.

8. Number of animals remaining to be tested:

a. Cattle _____

b. Goats None. _____

9. Remarks in detail regarding the Brucellosis program:

None.

C. SWINE DISEASES

1. Number of swine vaccinated for the following: None.

a. Swine cholera _____ c. _____

b. Swine erysipelas _____ d. _____

2. In what areas were swine diseases most prevalent:

Area	Disease

None.

3. Number of fatalities autopsied in each disease diagnosed. None

4. Write a brief report of autopsy findings on (1) one of each disease diagnosed. (Use attached sheet).

None.

D. EQUINE DISEASES

1. Number of horses vaccinated for None.

   a. E. encephalomyelitis _____ b. _____

   c. _____ d. _____

2. Number of horses remaining to be vaccinated for E. encephalomyelitis.

   None.

3. What is the age limit of animal vaccinated for E. encephalomyelitis?

   None.

4. Area of disease outbreaks in equine disease:

   None.

5. Number of cases diagnosed for each disease.

Disease	Clinical	Laboratory Conformation
None.		

6. Areas in which cases occurred and number in each:

Area	Number
None.	

7. Attach autopsy report on one of each disease autopsied.

   None.

8. Brief remarks on the status of equine disease program and suggestions. (Use attached sheet).

   None.

E. BOVINE DISEASES

1. Number of cattle vaccinated for: None.

   a. Anthrax _____ c. _____

   b. _____ d. _____

2. Number of cases of bovine diseases in each case (Exclude T.B. and Brucellosis)

Disease	Number of Cases
Cattle influenza	20,239

3. Area of occurrence

Disease	Area
Cattle influenza	Throughout the prefecture.

4. Number of animals examined for Trichomonas. None.

5. Number and disposition of Trichomonas cases.

Number	Disposition
None.	

6. Remarks regarding the treatment and control of bovine disease. (Use attached sheet)

None.

F. SHEEP AND GOAT DISEASES

1. Number of cases and type of diseases diagnosed for each animal.

	Disease	Number
Goat:	None.	
Sheep:	None.	

2. Number of disease fatalities autopsied in each incidence of goat and sheep diseases.

Goat: None.

Sheep: None.

3. What control programs are being conducted in these diseases:

Goat: None.

Sheep: None.

G. FOWL DISEASES

1. Number of Pullorum test conducted on fowl. None.

2. Number of cases of Pullorum disease diagnosed:

Area	Total Number Fowl	Total Positive
None.		

3. List any other disease diagnosed:

Disease	Area	Number
None.		

4. What is the current fowl disease program?

Communicable disease cases are not seen at present.
Parasite and scabies cases are occasionally reported.

5. Remarks as to problem in fowl disease control. (Use attached sheet if necessary) 1. Improvement of surroundings such as airing, drying-up and well-lighting of hen-house. 2. Periodical administration of insecticide.

H. GENERAL INFORMATION

1. What conference were held in the Livestock Veterinary Section.

Study on the early diagnosis, treatment, and preventives of cattle influenza.

2. What education programs were conducted during the month?

As per attached sheet. No. 1

3. What is the current animal census?

a.	Dairy animals	9,963	e.	Fowl	247,269
b.	Work oxen	38,680	f.	Sheep	2,259
c.	Horses	12,368	g.	Goat	15,620
d.	Swine	29,418	h.		

4. There are 3 Breeding Stations now in operation.

a. What work is being conducted at "Breeding Stations"?

Prefectural Breeding Stations in Fujioka-mura and in Numazu City mainly aim at raising and improving sheep, goats and dairy animals. Another prefectural station at Nakasa-mura aims at raising and improving fowls, swine.

b. What problems are encountered?

5. Were there any cases of Anthrax, Blackleg, Foot and Mouth diseases in the prefecture during this period? (YES-NO) Explain below.

No.

6. Discuss the monthly activity of the "Animal Health Centers" in the prefectures.

The cattle influenza in Kamiide-mura, Fuji-gun, Misakubo-machi, Shuchi-gun; Iinoya-mura, Inasa-gun; came to an end. But the Animal Health Centers concerned are endevouring to educate people on the raising of the animals in this season (late-autumn to early-winter) and are supervising the affairs.

7. Discuss any other pertinent data relevant to the animal disease control program. (Example: Artificial breeding, etc.)

Prefectural Animal Fertilization Stations (for cattle) in Kamo-gun, Tagata-gun, Shida-gun, and Iwata-gun, are engaged in the improvement and breeding of cattle, by planting sperms; this is the best season, and this method prevents communication of diseases.
In the west of this prefecture it is applied also to swine, and much practiced.

Note: Requested autopsy reports must be signed by veterinarian performing autopsy.

Signed: T. Mitsukashi
Livestock Section (Chief)

Shizuoka Ken

VETERINARY INFORMATION SHEET

Livestock Section, Shizuoka Pref. Period Sept. 1 to Sept. 30 1950

A. TUBERCULOSIS

1. Number of animal tested during the period. 1,008

2. Testing was accomplished in the following areas:

Shida-gun. | Part of Haibara-gun. | |

| | |

3. Number of positives and/or suspect cases and areas:

Area	Suspects	Positives
Shida-gun and Shimada City.	31	17

4. Number of positive reactors sent to slaughter houses. 17

5. Number of animals remaining to be tested. 5,430

6. Remarks concerning the "T.B." control program:

Slaughter of positive reactioned cattle.
Disinfection of stables, extension and guidance of ideas on sanitary control.
Isolation of suspected cattle.

B. BRUCELLOSIS:

1. Number of animals (bovine) tested during this period. None.

2. Testing was accomplished in the following areas:

None. | | |

| | |

3. Number of positives and/or suspect cases and area:

Area	Suspects	Positives
None.		

6 40

4. Number of suspects or positive isolated. None

5. In cases of positive or suspects animals, what general sanitary program was effected with regard to milk or milk products. (Detail)

None

6. Number of goats tested for Brucellosis. None

7. Number of reactors among goats:

Area	Suspects	Positives

None.

8. Number of animals remaining to be tested: None.

a. Cattle _____

b. Goats _____

9. Remarks in detail regarding the Brucellosis program:

None

C. SWINE DISEASES

1. Number of swine vaccinated for the following: None.

a. Swine cholera _____ c. _____

b. Swine erysipelas _____ d. _____

2. In what areas were swine diseases most prevalent: None.

Area	Disease

3. Number of fatalities autopsied in each disease diagnosed. None

4. Write a brief report of autopsy findings on (1) one of each disease diagnosed. (Use attached sheet).

None.

D. EQUINE DISEASES

1. Number of horses vaccinated for

a. E. encephalomyelitis (Ihara-gun) 67 (Yui-machi) ____

c. ____ d. ____

2. Number of horses remaining to be vaccinated for E. encephalomyelitis.

---

3. What is the age limit of animal vaccinated for E. encephalomyelitis?

None.

---

4. Area of disease outbreaks in equine disease:

Sunto-gun. ____ ____ ____

____ ____ ____

5. Number of cases diagnosed for each disease.

Disease	Clinical	Laboratory Conformation
Anaemia infection.		Diderozyten identification by deberpunktion.

6. Areas in which cases occurred and number in each:

Area	Number
Ukishima-mura, Ataka-mura, Sunto-gun. Numazu City.	4

7. Attach autopsy report on one of each disease autopsied. None.

8. Brief remarks on the status of equine disease program and suggestions. (Use attached sheet).

E. BOVINE DISEASES

1. Number of cattle vaccinated for: None.

a. Anthrax ____ c. ____

b. ____ d. ____

2. Number of cases of bovine diseases in each case (Exclude T.B. and Brucellosis)

Disease.	Number of Cases
Cattle influenza.	13,558
Parasitishe Dermatitis.	1
Catarrh mastitis.	1

3. Area of occurrence

Disease	Area
Cattle influenza	Shizuoka Pref.
Parasitishe Dermatitis.	Shimizu City.
Catarrh mastitis	Yui-machi, Ihara-gun.

4. Number of animals examined for Trichomonas. 4

5. Number and disposition of Trichomonas cases.

Number	Disposition
None.	

6. Remarks regarding the treatment and control of bovine disease. (Use attached sheet)

None.

F. SHEEP AND GOAT DISEASES

1. Number of cases and type of diseases diagnosed for each animal.

	Disease	Number
Goat:	Lumbarparalysis.	1
	Tetanus.	1
Sheep:	Atonio der Varmagen.	2
	Brandshe Pneumonia.	1

2. Number of disease fatalities autopsied in each incidence of goat and sheep diseases.

Goat:

None.

Sheep:

3. What control programs are being conducted in these diseases:

Goat: Rationalization of keeping and control.

Sheep:

G. FOWL DISEASES

1. Number of Pullorum test conducted on fowl. None.

2. Number of cases of Pullorum disease diagnosed:

Area	Total Number Fowl	Total Positive
None.		

3. List any other disease diagnosed:

Disease	Area	Number
None.		

4. What is the current fowl disease program?

None.

5. Remarks as to problem in fowl disease control. (Use attached sheet if necessary)

None.

H. GENERAL INFORMATION

1. What conference were held in the Livestock Veterinary Section.

Conference on preventive measures for cattle influenza.

2. What education programs were conducted during the month?

See attached sheet.

3. What is the current animal census?

a.	Dairy animals	9,963	e.	Fowl	247,269
b.	Work oxen	38,680	f.	Sheep	2,259
c.	Horses	12,368	g.	Goat	15,620
d.	Swine	29,418	h.		

4. There are 3 Breeding Stations now in operation.

a. What work is being conducted at "Breeding Stations"?

Livestock farms in Sunto County and in Numazu are engaged in improving and breeding sheep, goats and milch cows, and selling them to local farmers. The main jobs in Hamana Livestock Farm are to breed and improve hens and pigs and sell them to local farmers.

b. What problems are encountered?

None.

5. Were there any cases of Anthrax, Blackleg, Foot and Mouth diseases in the prefecture during this period? (YES-NO) Explain below.

None.

6. Discuss the monthly activity of the "Animal Health Centers" in the prefectures.

Health centers in Fuji and Inasa counties are taking best steps possible to prevent cattle influenza now rampant throughout the Prefecture, and to educate people in the knowledge of cattle communicable diseases.

7. Discuss any other pertinent data relevant to the animal disease control program. (Example: Artificial breeding, etc.)

The Prefectural Cattle Semen Centers in Kamo-gun (Asahi-mura, Nakagawa-mura), Tagata-gun, Shida-gun, and Iwata-gun, are engaged in the improvement and multiplication of livestock by employing semenplanting method, which is more effective in impregnating than copulation method and prevents communicable diseases from spreading, but during this month, much activities were not seen due to the spreading of influenza.

Note: Requested autopsy reports must be signed by veterinarian performing autopsy.

Signed: T. Mitsuhashi
Livestock Section (Chief)
Shizuoka Ken

Received
K.L.C.O.
25.10.25
IMB

Attached sheet

H. 2. What education programs were conducted during the month?

Leaflets treating cattle influenza were distributed to 12 local offices, and public understanding of the said disease or its early discovery was aimed at by posters distributed to town or village offices, live-stock or agricultural bodies.

Kobi 1054

2 October 1950

FROM: Chief, Shizuoka Prefectural Health Department

TO: Chief, Public Health Section, KCAR

SUBJECT: Construction of Hamamatsu Municipal Slaughter House

We investigated into the construction of Hamamatsu Municipal Slaughter House, which are asked by you on 29 September 1950 through telephone. We, herewith report the result of our investigation as follows:

Measures Taken by Hamamatsu City

1. Plan for construction of Shibaura Slaughter House:

Kind	Volume	Unit Cost	Cost	Remarks
Fee for procuring private Land	1000 tsubo	50 Yen	50,000 Yen	Fee for purchasing land and others.
Expenditure for Clearing Land	1000 tsubo	1,500 Yen	1,500,000 Yen	Expenditure chiefly for piling up the land.
Office	32 tsubo	15,000 Yen	480,	Wooden one-storied house.
Slaughtering Room	86 tsubo	25,000 Yen	2,150,000 Yen	
Refrigerator	12 tsubo	40,000 Yen	480,000 Yen	
Merchants and Slaughterers' Waiting Room	12 tsubo	15,000 Yen	180,000 Yen	
Swine Pound	12 tsubo	12,000 Yen	144,000 Yen	
Cattle and Horse Yard	22 tsubo	12,000 Yen	264,000 Yen	
Breeding Station	80 tsubo	10,000 Yen	800,000 Yen	
Pump Room	5 tsubo	15,000 Yen	75,000 Yen	
Corridor	3 tsubo	8,000 Yen	24,000 Yen	
Main Gate	1 place		50,000 Yen	Concrete pillar and iron door.
Side Gate	1 place		30,000 Yen	Concrete pillar and iron door.

Kind	Volume	Unit Cost	Cost	Remarks
Fence	150 ken	1,000 Yen	150,000 Yen	Wooden
Well	1 place		200,000 Yen	5"shaku" in diameter; 60"shaku" in depth.
Expenditure for Pumping Facilities	1		50,000 Yen	Establishment of motor and pump.
Water Tank	1		70,000 Yen	Concreted construction.
Scale	1		100,000 Yen	
Movable Hook Rail	1		100,000 Yen	
Cooking Facilities	1		500,000 Yen	
Electric Work	1		300,000 Yen	
Water Supply Work	1		200,000 Yen	
Drainage Work	1		400,000 Yen	
Settling Tank	1		100,000 Yen	
Stool Dumping Place	1		10,000 Yen	
Expenditure for 1st Time Procurement			100,000 Yen	
Sundries			300,000 Yen	
Total			8,987,000 Yen	

Remarks: (1) In establishing slaughter house roads should be repaired. However, this will be carried out separately.

(2) Budget for the activities of slaughter house is at present fixed 5,000,000 Yen. However, in case of money shortage, supplementary budget will be given.

2. Why the slaughter house has not been constructed? The building site has not been decided because of the opposition of the land owner and the neighborhood.

3. Who is preventing construction? The construction has not yet progressed because of the opposition of some out of 8 land owners concerned for purchasing of land.

4. Why are they preventing construction?

   a. To slaughter the animals is a bad deed. They don't like the construction of slaughter house for the above reason.

   b. Land owners stick to their land and also, according to them, they feel difficulty in leading their lives if they would sell their land.

5. Where will slaughter house be constructed?

   5355, Shirahane-Cho, Hamamatsu-Shi, (1099 tsubo)

6. Measures Taken by Hamamatsu Health Center:

   Since the destruction of Hamamatsu City Slaughter House by fire in June 1945, meat has been sent from Yoshino Slaughter House, Yoshino-Mura, Hamana-Gun, (7.5 miles from Hamamatsu) to the district under our jurisdiction. However, the Yoshino Slaughter House having small accommodations for slaughtering and inadequate sanitary facilities, the reconstruction of Municipal Slaughter House is of urgent necessity. Therefore, we have frequently asked the Hamamatsu City Office for reconstruction of it.

   a. In 1945, Municipal Office planned to construct it at Atada-Cho, Hamamatsu City, because a part of burnt slaughter house had already been used for housing district.

   b. In 1948, however, this plan was suspended because of the opposition of the land owners.

   c. In 1949, we together with the officials of prefectural government, city office, inspected the above said place and acknowledged that this was the best place for the construction of slaughter house. Then we recommended to construct it as soon as possible. Meanwhile, Butchers' Association applied for the approval of construction of slaughter house of itw own. Then we asked them to throw the opposition of the land owners away. They, however, did not succeed in purchasing land. Therefore, we found another place, Nazuka-Cho. However, we met the opposition.

   d. In August 1950, we made a plan to construct it at 5355, Shirahane-Cho, Hamamatsu City and are confronted with oppositions. We recommended them to solve this problem, because the reason of their opposition seemed weak and the need of slaughter house has been increasing with the increase of number of slaughtering.

Note: Reason for opposition of neighborhood.

(1) Land owners attachment to their lands.

(2) Lack of understanding of slaughter house.

(a) As a Japanese custom, slaughter house is not allowed to be constructed in the area other than special district.

(b) The crying of slaughtering animals can be heard.

7. Measures Taken by Prefectural Health Department:

a. Since the destruction of Hamamatsu City Slaughter House, meat has been distributed to Hamamatsu City from neighboring Yoshino village. To keep the freshness of meat, we have recommended several times the municipal office to construct Hamamatsu City Slaughter House.

b. We asked the municipal office for speeding up the construction. In March 1950, 6,000,000 Yen budget for the construction of slaughter house was submitted to the Municipal Assembly Meeting and passed there. Immediately after the approval of Municipal Assembly, we, cooperating with the officials of Municipal Office, fixed the building site and made our efforts to purchase the land. Now we are confronting with the opposition of land owners. We, however, are endeavoring to conduct negotiations with them for the purchase of the land.

Translated by T. Ishibata

公立第一〇五四号

昭和二十五年十月二日

静岡縣衛生部長

関東民事部公衆衛生課長殿

浜松市営屠場建設について

昭和二十五年九月二十九日電話にて連絡がありました浜松市営屠場建設の内容について調査したその結果は別紙の通りでありますから報告致します。

静岡縣

浜松市ぐと~~れ~~のた措置

一 屠場建築計画の内容

種別	数量	量	単価	金額	備考
用地費	一、〇〇〇	坪	五〇円	五〇、〇〇〇円	土地買収費報償費其の他
整地費	一、〇〇〇	〃	一、五〇〇	一、五〇〇、〇〇〇	主として盛土費用
平務室	三二	〃	一五、〇〇〇	四八〇、〇〇〇	木造平家建瓦葺
屠室	八六	〃	二五、〇〇〇	二、一五〇、〇〇〇	
冷蔵庫	一二	〃	四〇、〇〇〇	四八〇、〇〇〇	
商人屠夫加室	一二	〃	一五、〇〇〇	一八〇、〇〇〇	
豚置場	一二	〃	一二、〇〇〇	一四四、〇〇〇	
牛馬繋留場	二二	〃	一二、〇〇〇	二六四、〇〇〇	
隔離室	一二	〃	一五、〇〇〇	一八〇、〇〇〇	
飼育場	八〇	〃	一〇、〇〇〇	八〇〇、〇〇〇	

和ンプ室	五	坪	一五、〇〇〇	七五、〇〇〇	
渡廊下	三	坪	八、〇〇〇	二四、〇〇〇	
正門	一	所		五〇、〇〇〇	コンクリート内柱洗出仕上げ鉄扉動込みとす
通用門	一	所		三〇、〇〇〇	同
周囲柵	一五〇	間	八、〇〇〇	一五〇、〇〇〇	木製
井戸堰	一	所		二〇〇、〇〇〇	圧五尺深六〇尺打込み
和ンプ室設備費	一	式		五〇、〇〇〇	モーター及水揚和ンプ取付造
乃槽	一	〃		七〇、〇〇〇	鉄筋コンクリート造
牛馬生体検査室ほか	一	〃		一〇〇、〇〇〇	
屠室移動釣レル	一	〃		一〇〇、〇〇〇	
冷蔵庫機械設備	一	〃		五〇〇、〇〇〇	アンモニア冷蔵装置
動力電灯工事	一	〃		三〇〇、〇〇〇	
給乃工事	一	〃		二〇〇、〇〇〇	

排水工事	一式		四〇〇、〇〇〇	
沈澱槽	一〃		一〇〇、〇〇〇	
糞捨場	一〃		一〇、〇〇〇	コンクリート造
初度調弁費			一〇〇、〇〇〇	
雑費			三〇、〇〇〇	
計			八、九八七、〇〇〇	

備考

(1) 屠場の建設に伴ひ道路の改築が必要であるが、これは別途に行ふ予定であります。

(2) 屠場費の予算は現在五、〇〇〇、〇〇〇円であるが不足額は予算の追加を行ふ

二 屠場の出来ない理由

三 地元民と土地所有者の反対の為敷地が決定しない。

三、何人か屠場建築をさせないか

関係地主人名中数名か土地買収に反対のため進捗いたしません

四、どうして屠場建築か必要ないかその理由

(1) 動物の生命を屠ることは悪いことであるその悪いことをする

屠場を附近に建築しては困る

(2) 土地所有者か土地に対する執着心か強く又手放すときは

生活に困ると云ふ

五、何處に建築するかその場所

浜松市白羽町五、三五五番地外二十一筆で其の面積は

一〇九九坪であります。

濱松保健所でとった措置

昭和二十年六月戰災により濱松市管屠場（龍禪寺町）は燒失せし爲当保健所管内の食肉は浜名郡吉野村立吉野屠場（濱松市より十二粁）於いて屠殺供給せしが屠殺能力小にし且衛生面にも不備な点ありしため市管屠場の再建は急を要する事にて当所として濱松市当局に対し再三これが再建につき要望して来たのである。

一、昭和二十二年市当局は燒失屠場の敷地は一般住宅地として（都市計画）使用せしため市内浅田町に屠場を建設すべく計画せるも

一、昭和二十三年仝候補地元市民の反対の爲め土地買上不能の爲め計画の一時中止を見た

一、昭和二十四年県、市、当局と共に敷地、環境等につき実地調査をせしに仝候補地が最適と認められたので仝地に至急屠場を建設すべく要望し

又食肉組合にて組合立屠場建設の申請もありし爲め、二、三の地元の反対を押切るべく要望したが土地買受交渉成功せずために市内名塚町に変更したが立地状件悪く地元市民の反対もあり

一、昭和二十五年八月浜松市白羽町五、三五五番地に建設する様計画せるも今回も地元市民の反対もあるが反対理由（別記）薄弱と思はれ且屠場の使必要はその屠殺数の増加と共に増々増大したので二、三の反対を押切り敷地問題の解決をみる様要望してゐる。

記

地元市民反対理由

一、土地所有者の土地に対する執着

一、屠場に対する認識不足

一、吾国習慣として特種地区以外に屠場等を認めぬ

又屠殺時の鳴咩が聞える。

縣公衆衛生課でとった措置

一、浜松屠場は戦災のため焼失した為に、食肉業者は浜松市から十二粁の隣村吉野村立屠場を使用し市民に食肉の供給を行つて居るので、実情に鑑み、食肉鮮度の保持上、これが浜松市管屠場の再建について再々市当局に要請して来たものである

二、浜松市当局に屠場建設の促進について理解を求め本年三月市議会に屠場建設費六百万円を計上した処、市議会に於て議決されたので直ちに市当局者と協力し建設敷地の候補地を定め敷地の買収に努力したが地主と附近住民の反対あり目下促進できない現況であるが努めて地主に交渉中である。

凡例
屠場予定地
和地村
伊佐見村
神久呂村
寸田ヶ谷
和合町
馬船
馬生
富新谷
西谷
東島
山丸
三方原
葵町
泉町
濱松

濱松市全圖
三方原村
萩町
濱松電氣鉄
平
有玉
下村
市場
江原
赤池藥師
天日社
萩岳小学校
段子川
市營運動場
上島町
幸町
四ッ池
三方原
馬船
馬生
住吉町
高林町
曳馬町
和地山町
北部中学

至二俣
至二俣
遠州電氣鉄道
市場
下村
中沢
大道端
市場
濱
名
長
一里山
上郡
村
中田
天王
原島
上新屋町
丸塚町
上西町
早出町
曳馬町
江原
いちば
天日社
みしま
三浦橋
大鷲橋
細島
宮竹

西谷
西脇
富塚
神明社
富塚小学校
東島
山丸
商業高校
名
殘
附属小学校
静岡大学
向平
安座
御茶屋
御前谷
浜松脳病院
小藪
小藪公園
入野村
蜆塚町
新田
根上松
鴨江小学校
第二高校
西伊場町
東彦尾
西彦尾
名古屋電気局
浜松支局
入野村
長島
本線
道
海
若林

和地山町
追分町
名残町
上池川町
下池川町
中沢町
助信町
新津町
野口町
八幡町
元浜町
山下町
広沢町
亀山町
元目町
元城町
北田町
尾張町
常盤町
早馬町
馬込町
東田町
新町
池町
高町
松城町
板屋町
田町
松江町
三組町
中山町
連尺町
鍛冶町
浜松駅
旭町
大工町
千歳町
伝馬町
肴町
紺屋町
森下町
栄町
元魚町
旅籠町
平田町
砂山町
寺島町
鴨江町
東洋町
塩町
成子町
菅原町
海老塚町
東伊場町
伊場町
工機部
堀留運河
森田町
浅田町
神田町
東若林
若林
広内町
春日町
静岡大学 浜松工業専門学校
商業高校
静岡大学
附属小学校
第一高学校
高等女学校
浜松陸病院
広沢小学校
追分小学校
北部中学
信愛高女校
北小学校
天林寺
八幡小学校
東小学校
八幡神社
三社神社
作佐山城址
中部中学
市役所
刑務所
伝染病院
鴨江小学校
第二高校
西部中学校
南小学校
浅間小学校
鳥居神社
賀茂神社
名古屋鉄道局

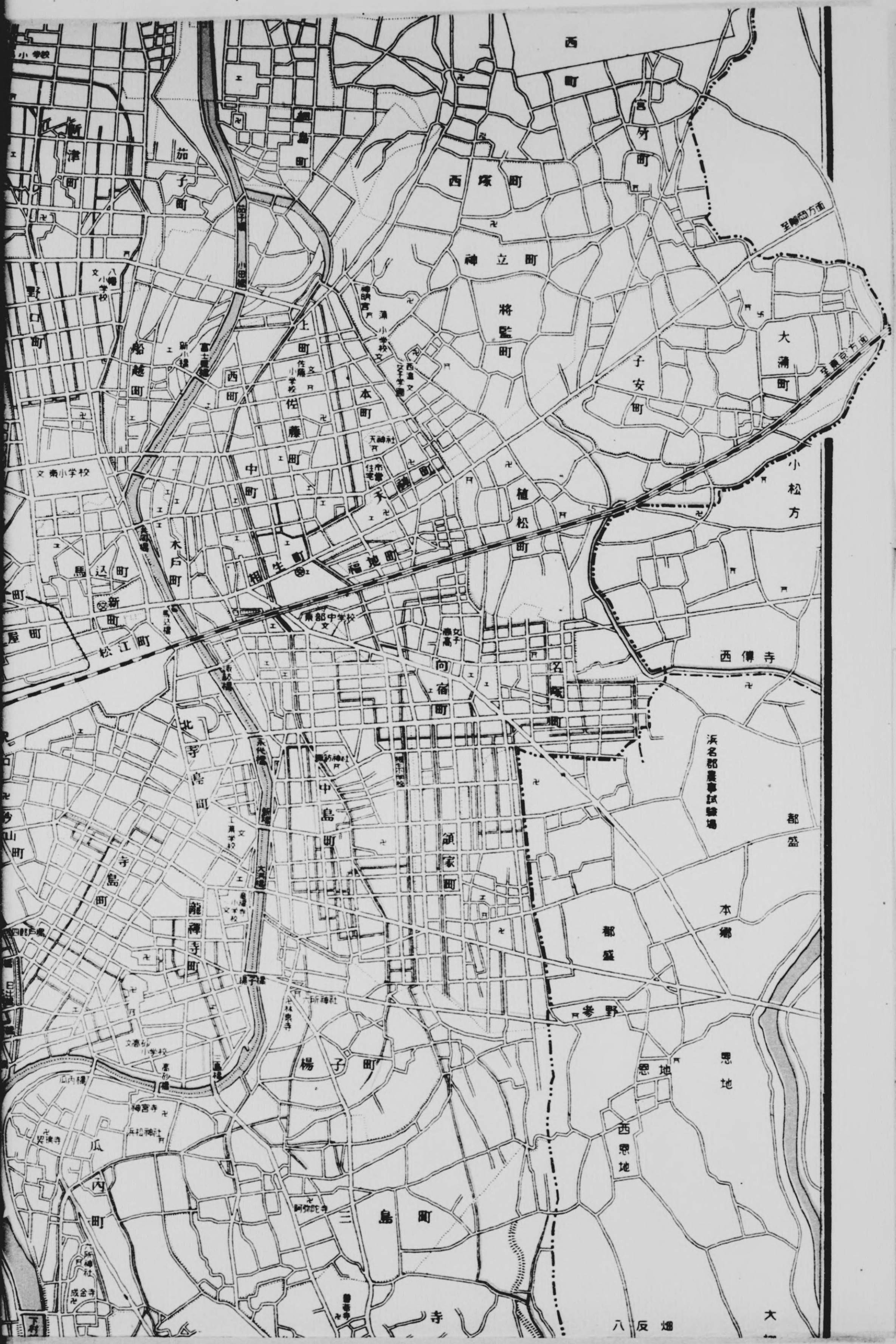
西町
宮外町
西塚町
神立町
將監町
子安町
大蒲町
小松方
西傳寺
浜名郡農事試驗場
都盛
本郷
恩地
西恩地
八反畑
新津町
加子町
細島町
野口町
船越町
上町
西町
佐藤町
本町
中町
天神町
植松町
福地町
相生町
木戸町
馬込町
新町
松江町
向宿町
名塚町
北寺島町
中島町
領家町
寺島町
龍禪寺町
楊子町
三島町
瓜内町
寺

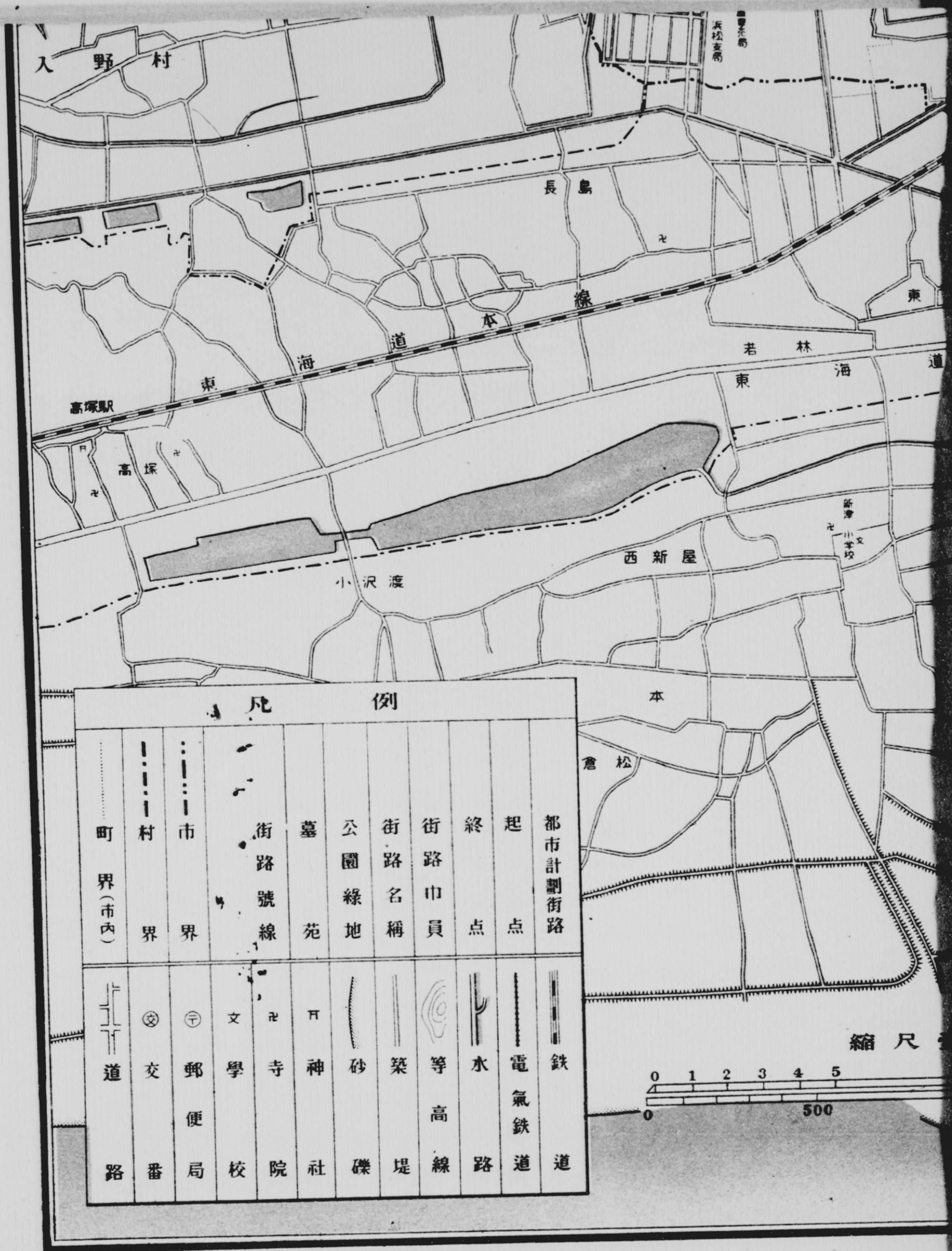

内山印刷所
電話一九三七

河運留堀
浜松支局
森田町
淺田町
神田町
東若林
若林
東海道
沼田池
新橋
法枝
田尻
堤
米津
一之分千五萬壹尺縮
1 2 3 4 5 10 15 20町
500 1000 1500 2000 2500米
遠州

中田島町
白羽町
寺脇町
八反畑
大柳
大柳新田
五
村

DECLASSIFIED E.O. 12065 SECTION 3 402/NNBS NO: [illegible]

Shizuoka

Q

Cattle Influ

○ = dead cat
• = dead cattle

DISTRICT HAMANA ALL MA

Inasa D

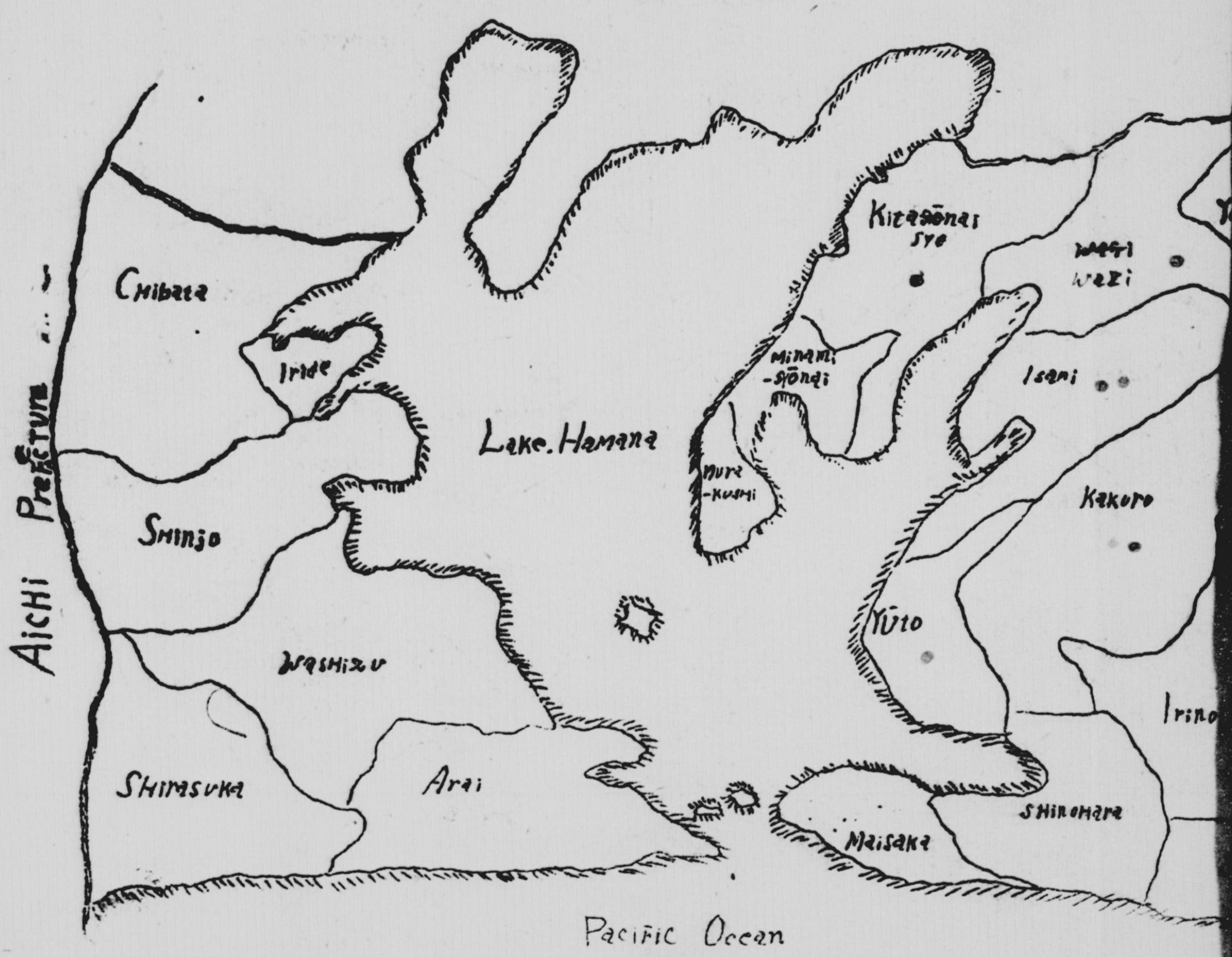

DECLASSIFIED E.O. 12065 SECTION 3 402/NNSG NO: [illegible]

the Influenza

ICT HAMANA ALL MAP

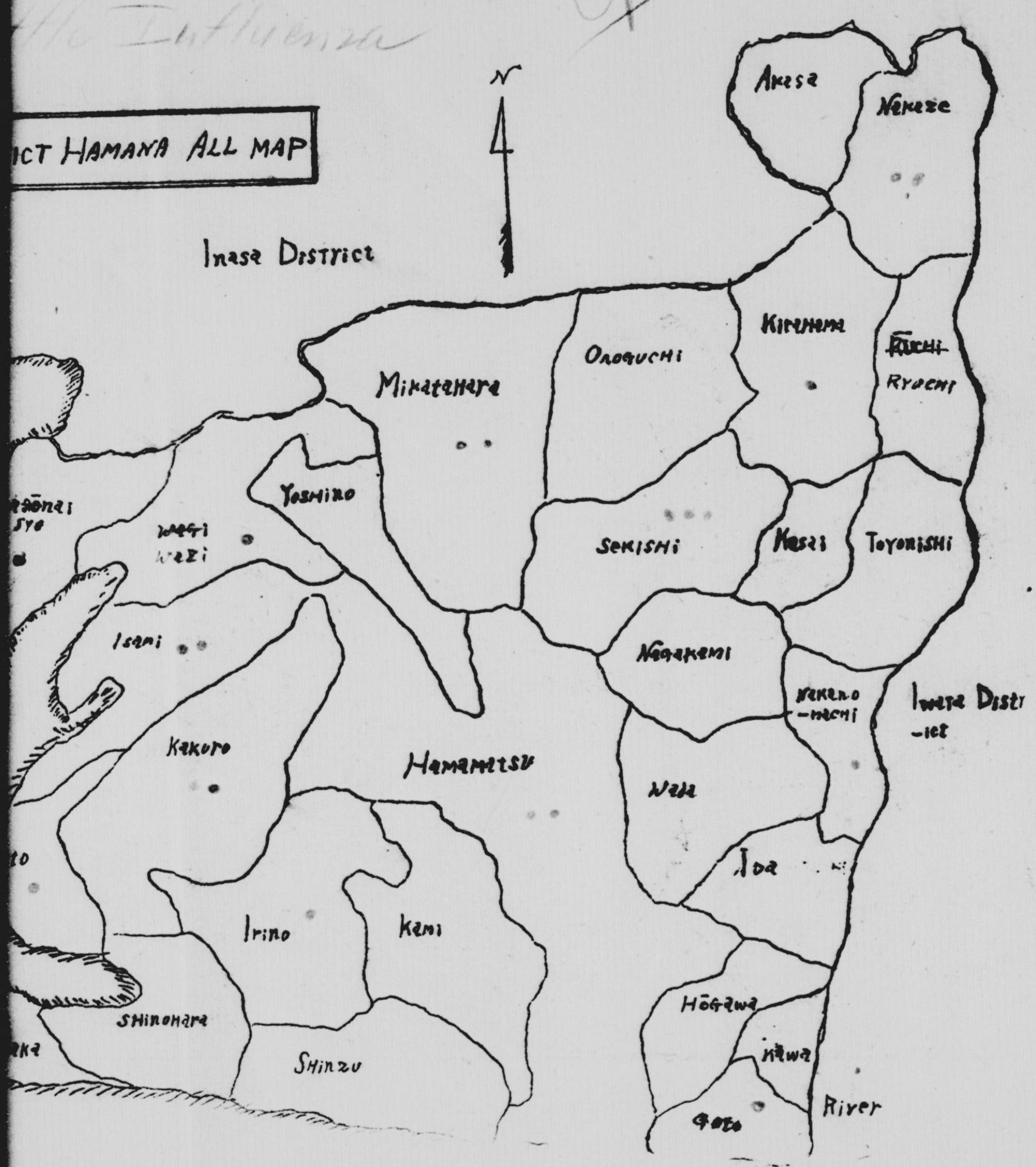

	Section / Name of the towns	No. of breeding bos		No. of suffered Bos		No. of dead Bos		
		Cow	Cattle	Cow	Cattle	Cow	Cattle	
1	Mikawahara	49	281	4	28		2	
2	Kami	5	7	5	5			
3	Shimizu	9	181	5	167			
4	Shinhara	3	27	/	14			
5	Maisaka	/	/	/	/			
6	Arai	6	62	6	38			
7	Shirasuka	2	304	/	145			
8	Washizu	22	145	22	126			
9	Shinjo	22	130	18	145			
10	Chibara	11	67	11	67			
11	Irise	/	15	/	15			
12	Murakoshi	3	9	3	9			
13	Minamiyonai	8	101	8	82			
14	Kitashonai	14	301	14	260		1	
15	Wazi	2	219	2	197		1	
16	Yoshino	/	195	/	165			
17	Isami	1	423	1	303		2	
18	Kakuro	43	329	43	315	1	12	
19	Yūto	38	52	33	52	1	4	

13	Minami-yonai	8	101	8	82			
14	Kitashonai	4	301	4	260		1	
15	Wazi	2	219	2	197		1	
16	Yoshino	/	195	/	165			
17	Isami	1	423	1	303		2	
18	Kakuro	43	329	43	315	1	12	
19	Yūto	38	52	33	52	1	*	
20	Irino	6	125	3	105	1	4	
21	Onoguchi	76	104	59	75			
22	Kitahama	117	50	100	40		1	
23	Akasa	60	100	50	80			
24	Nakaze	125	35	87	13	2	2	
25	Ryuchi	63	63	37	43			
26	Toyonishi	48	76	31	48			
27	Kasai	26	15	18	15			
28	Sekishi	130	240	130	240	3	8	
29	Nagakami	25	217	18	167			
30	Wada	23	36	23	30			
31	Nakanomachi	29	16	14	25	1	*	
32	Ida	2	17	2	10			
33	Hōkawa	10	95	7	35			
34	Kāwa	5	58	3	34			
35	Goto	12	155	11	64		1	
36	Hamamatsu	99	460	78	399	2	2	
合	Total 計	1084	4750	836	3556	11	9	

VETERINARY INFORMATION SHEET

Livestock Section Shizuoka Pref. Period Aug. 1 to Aug. 31 1950

A. TUBERCULOSIS

1. Number of animal tested during the period. 978

2. Testing was accomplished in the following areas:

Throughout Ogasa-gun

3. Number of positives and/or suspect cases and areas:

Area	Suspects	Positives
Ogasa-gun	19	24

4. Number of positive reactors sent to slaughter houses. 24

5. Number of animals remaining to be tested. 6,438

6. Remarks concerning the "T.B." control program:

1) T.B. affected cattle will be slaughtered.
2) Stables where cattle affected with T.B. are taken in will be disinfected, while thought on sanitary management will be advertized among cattle-owners.
3) Cattle affected with T.B. will be subjected to complete confinement.

B. BRUCELLOSIS:

1. Number of animals (bovine) tested during this period. 59

2. Testing was accomplished in the following areas:

Ito City Tajima-mura, Tagata-gun.

3. Number of positives and/or suspect cases and area:

Area	Suspects	Positives

None.

4. Number of suspects or positive isolated. None

5, In cases of positive or suspects animals, what general sanitary program was effected with regard to milk or milk products. (Detail)

None

6. Number of goats tested for Brucellosis. None

7. Number of reactors among goats:

Area	Suspects	Positives
None		

8. Number of animals remaining to be tested:

a. Cattle None

b. Goats None

9. Remarks in detail regarding the Brucellosis program:

Slaughtered Brucellosis positive cattle.

C. SWINE DISEASES

1. Number of swine vaccinated for the following:

a. Swine cholera 713 c. swine paratyphus 80

b. Swine erysipelas - d. -

2. In what areas were swine diseases most prevalent:

Area	Disease
Iwata-gun	Swine erysipelas
Ogasa-gun	"

3. Number of fatalities autopsied in each disease diagnosed. None

4. Write a brief report of autopsy findings on (1) one of each disease diagnosed. (Use attached sheet).

None

D. EQUINE DISEASES

1. Number of horses vaccinated for

a. E. encephalomyelitis 88 b. ____

c. ____ d. ____

2. Number of horses remaining to be vaccinated for E. encephalomyelitis.

None

3. What is the age limit of animal vaccinated for E. encephalomyelitis?

None

4. Area of disease outbreaks in equine disease:

Ogasa-area. ____ ____

____ ____ ____

5. Number of cases diagnosed for each disease.

Disease	Clinical	Laboratory Conformation
Twisted-bowels (chonenten)	"	
Fracture	"	

6. Areas in which cases occurred and number in each:

Area	Number
Yokochi-mura, Ogasa-gun	1
Saigo-mura, "	1

7. Attach autopsy report on one of each disease autopsied. None

8. Brief remarks on the status of equine disease program and suggestions. (Use attached sheet).

See attached sheet No. 1

E. BOVINE DISEASES

1. Number of cattle vaccinated for: None

a. Anthrax ____ c. ____

b. ____ d. ____

2. Number of cases of bovine diseases in each case (Exclude T.B. and Brucellosis)

Disease	Number of Cases
Pericarditistraumatica	**1**
Tympanitis acute	**1**

3. Area of occurrence

Disease	Area
Pericarditistraumatica	**Kakegawa-machi, Ogasa-gun**
Tympanitis acute	**Yokochi-mura, "**

4. Number of animals examined for Trichomonas. **None**

5. Number and disposition of Trichomonas cases.

Number	Disposition
None	

6. Remarks regarding the treatment and control of bovine disease. (Use attached sheet)

None

F. SHEEP AND GOAT DISEASES

1. Number of cases and type of diseases diagnosed for each animal.

	Disease	Number
Goat:	**Lumbarparalysis and Tympanitis**	**11**
Sheep:	**Lu Lumbarparalysis**	**7**

2. Number of disease fatalities autopsied in each incidence of goat and sheep diseases.

Goat: **None**

Sheep: **None**

3. What control programs are being conducted in these diseases:

Goat: **1. Ammonium innoculation for Lumbarparalysis and prevention of the disease.**

Sheep: **Extermination of mosquitoes.**

G. FOWL DISEASES

1. Number of Pullorum test conducted on fowl. **None**

2. Number of cases of Pullorum disease diagnosed:

Area	Total Number Fowl	Total Positive
None		

3. List any other disease diagnosed:

Disease	Area	Number
None		

4. What is the current fowl disease program?

None

5. Remarks as to problem in fowl disease control. (Use attached sheet if necessary)

None

H. GENERAL INFORMATION

1. What conference were held in the Livestock Veterinary Section.

None

2. What education programs were conducted during the month?

None

3. What is the current animal census?

a. Dairy animals	9,963	e. Fowl	247,269
b. Work oxen	38,680	f. Sheep	2,259
c. Horses	12,368	g. Goat	15,620
d. Swine	29,418	h.	

4. There are _____ Breeding Stations now in operation.

None

a. What work is being conducted at "Breeding Stations"?

None

b. What problems are encountered?

None

5. Were there any cases of Anthrax, Blackleg, Foot and Mouth diseases in the prefecture during this period? (YES-NO) Explain.below.

None

6. Discuss the monthly activity of the "Animal Health Centers" in the prefectures.

Health Centers, each in Fuji-gun, Shuchi-gun and Inasa-gun, areamaking house-to-house visit, giving guidance on sanitation and hygiene to the local people, as it is the time of change of season.

7. Discuss any other pertinent data relevant to the animal disease control program. (Example: Artificial breeding, etc.)

See attached sheet No. 2.

Note: Requested autopsy reports must be signed by veterinarian performing autopsy.

Signed: T. Mitsuchashi
Livestock Section (Chief)

Ken

Received
K.L.C.O.
25. 9. 25
TIME

Attached sheet No. 1

D. EQUINE DISEASES 8. Brief remarks on the status of equine disease program and suggestions.

1. Prevention Works for Osteomalacia and Parasites.

a. Opening of lectures.

b. Over-all bodily examination of horses in the area where osteomalacia was found.

2. Plan to examine infektiose blutarmut of race-horses.

Attached sheet No. 2

H. GENERAL INFORMATION

7. Discuss any other pertinent data relevant to the animal disease control program.

Cattle influenza was rampant last year in Kyushu and Chugoku District, causing great harm. To disseminate knowledge on, and to put, this disease, under control, leaflets were distributed to people.
The guns and the number of leaflets distributed to these guns are as follows:

Kamo-gun	60 copies.
Tagata-gun	60 "
Sunto-gun	20 "
Fuji-gun	20 "
Ihara-gun	20 "
Abe-gun	20 "
Shida-gun	40 "
Haibara-gun	20 "
Ogasa-gun	40 "
Shuchi-gun	20 "
Iwata-gun (Seien)	20 "
Hamana-gun) Inasa-gun)	60 "

SHIZUOKA PREFECTURAL VETERINARIES' ASSOCIATION
(2-8, Miyuki-cho, Shizuoka-city.)

September 5, 1950.

Dr. C. E. Pegg,
Kanto Civil Affairs Region.

Sir,

Re Report on lecture to be given on Mastitis, and request for your attendance.

A lecture on Mastitis was to be given on Sept. 8, '50, but for the convenience of the lecturer, it was postponed to Sept. 12, particulars as below-mentioned.

We shall be very much obliged if you kindly attend the meeting.

1. Date & hour: Sept. 12, 1950. 10:00 a.m. -
2. Place. : Chamber of Commerce & Industry of Shimizu City. Aioi-cho, Shimizu-city.
3. Lecturer & Subject:

Dr. YOSHIDA, Nobuyuki.
Livestock Section,
Agricultural Technics Laboratory,
Agriculture & Forestry Ministry.

T. Mitsuhashi

MIHASHI, Takashi,
Chairman,
Shizuoka Prefectural
Veterinaries' Ass'n.

SHIZUOKA -KEN LIVE STOCK SECTION 25 Aug,'50

Period '50 Vactinated Number of Swine Cholera

Date of initial shot & final shot	Name of place	Vacctinated number	~~Injection drugs~~ Vaccine	Notes
I7 April --27 April	Numazu,Suntogun	2,324	8,700	Injection is once
28 April---6 May	Hamamatsu, Hamanagun	968	I3,300	" Include 500cc of Hamana insemination center
I May ---I0 May	Hikine-gun	362	7,000	"
I7 May ---I3 June	Kamo-gun	I,6I4	20,300	"
I5 June ---30 July	Abe-gun	7I3	I,000	"
II April---I8 April	Tagata-gun	I,000	I5,000	"
28 April---6 May	Fuji-gun	600	7,700	"
Total		7,58I	73,000cc	7000cc is left

Period '50 VACCINATED NUMBER of EQUINE ENZOOTIC ENCEPHALOMYELITIS

Date of initial shot & final shot	Name of place	Vaccinated number	Injection (vaccine)	Notes
I9 JUne ---I0 July	Hamamatsu, Hamanagun	268	3,200	Ist & 2nd injection finished
8 May ---8 July	Fujimiya, Fuji-gun	700	9,200	"
I2 JUne ---I7 June	Sunto-gun	I,956	22,500	"
8 May ---7 July				
8 May ---8 July	Tagata-gun	I,40I	I6,200	"
I7 June ---I0 July	Iwata-gun	227	3,200	"
I0 July ---30 July	abe-gun	I20	I,500	"
Total		4,672	55,800cc	2,700 is left

classification	age	examined no.	agglutination reaction x50	x100	x200	x400	ostomalacia	general examination: nutrition	conjunctiva	heart	others	breeding disorders	name & address of live stock owner
													No.1
milk cow	3	6	-	-	-	-	+	A	slight pale	normal		-	Haraya- mura Ogasa-gun G.Ozawa
work catt.	3	I	-	-	-	-	-	A	moist	"		-	" S.Takeshita
"	3	2	-	-	-	-	-	A	-	"		-	" T.takagi
"	2	3	-	-	-	-	-	A	-	"		-	" H.Onoda
"	4	4	-	-	-	-	-	A	slight pale	"		-	" T.Onoda
"	4	5	-	-	-	-	-	A	-	"		-	" S.Yoshikawa
milk cow	3	7	-	-	-	-	-	A	-	"		-	" T.Yamaura
"		8	-	-	-	-	++	B	slight pale	accelerated		-	" M.Takeshita
"	9	9	-	-	-	-	-	A	-	"		-	" S.Takeshita
"	4	I0	-	-	-	-	+	A	-	"		-	" G.Moriya
"	9	II	-	-	-	-	+	A	-	"		-	" O.Yamazaki
"	3	I2	-	-	-	-	+	A	slight pale	"		-	" R.Suzuki
"	9	I3	-	-	-	-	-	A	-	"		-	" T.Yamamoto
"	9	I4	-	-	-	-	-	A	pale	slight abnormal		-	" I.Hirai
"	4	I5	++	+	±	-	-	A	-	normal		-	" K.Yamazaki
work catt.	5	I6	-	-	-	-	+	A	-	"		-	" Y.Toyoda
milk cow	I0	I7	-	-	-	-	++	B	slight pale	"		-	" Z.Kodama
work catt.	4	I8	+	±	-	-	+	A	-	"		-	" K.Suzuki

work catt.	6	I9	-	-	-	-	-	A	slight pale	normal	-	" T.Takeshita
milk cow	6	20	-	-	-	-	-	A	-	"	-	" K.Tanoo
work catt.	4	2I	-	-	-	-	±	A	-	"	-	" R.Yamamoto
milk cow	9	22	-	-	-	-	-	A	-	"	-	" Y.Yamamoto
"	5	23	-	-	-	-	-	A	-	"	-	" H.Muramatsu
"	8	24	-	-	-	-	++	A	red	abnormal	-	" s.Suzuki
"	3	25	-	-	-	-	+++	C	red	normal	-	" T.Suzuki
"	8	26	-	-	-	-	-	A	-	"	-	" S.Sato
"	5	27	-	-	-	-	-	A	-	"	-	" N.Takeshita
work catt.	4	28	-	-	-	-	-	B	red	"	-	" S.Masuda
"	5	29	-	-	-	-	-	A	-	"	-	" K.Yamamoto
"	4	30	-	-	-	-	-	A	-	"	-	" Z.Tomii
milk cow	4	3I	-	-	-	-	-	A	-	"	-	" T.Suzuki
"	2	32	-	-	-	-	++	A	-	abnormal	-	" H.Suzuki
work catt.	4	33	-	-	-	-	+	A	red	normal	-	" T.Ozawa
milk cow	3	34	-	-	-	-	++	A	-	"	-	" S.Suzuki
work catt.	3	35	-	-	-	-	-	A	-	"	-	" K.Toyoda
milk cow	5	36	-	-	-	-	-	A	-	"	-	" T.Suzuki
"	3	37	-	-	-	-	++	B	yellow	muddy	-	" K.Sato
"	3	38	-	-	-	-	-	A	-	normal	-	" T.Tomii
work catt.	3	39	-	-	-	-	±	A	-	"	-	" Z.Sugiyama

work catt.	4	40	-	-	-	-	-	A	-	normal	-	"	R.Hirayama
milk cow	6	41	-	-	-	-	-	A	-	"	-	"	K.Yamazaki
work catt.	10	42	-	-	-	-	++	B	pale dry	weak	-	"	Y.Suzuki
"	9	43	-	-	-	-	-	B	red dry	normal	-	"	Y.Suzuki
"	4	44	-	-	-	-	+	B	pale dry	"	-	"	K.Kano
"	7	45	-	-	-	-	±	A	-	"	-	"	M.Yamoto
"	4	46	-	-	-	-	+	A	slight pale	"	-	"	H.Miyazaki
"	4	47	+	±	±	-	+	B	pale	split beat	-	"	T.Yabe
"	2	48	-	-	-	-	±	B	red moist	normal	-	"	K.Sato
"	5	49	-	-	-	-	++	B	-	"	-	"	H.Yamada
milk cow	2	50	-	-	-	-	+	A	-	"	-	"	R.Ishii
work catt.	6	51	-	-	-	-	++	B	-	"	-	"	M.Ito
"	5	52	-	-	-	-	-	A	-	"	-	"	N.Fukada
"	4	53	-	-	-	-	-	A	-	"	-	"	K.Matsui
"	5	54	-	-	-	-	+	A	-	"	-	"	Z.Hirao
"	5	55	-	-	-	-	±	B	-	"	-	"	S.Suzuki
"	4	56	-	-	-	-	-	A	-	"	-	"	S.Aoki
"	4	57	-	-	-	-	+	B	pale dry	"	-	"	U.Fukadq
"	3	58	-	-	-	-	+	A	-	"	-	"	Y.Suzuki
"	5	59	-	-	-	-	-	A	-	"	-	"	S.Yoshikawa
"	4	60	-	-	-	-	+	A	-	"	-	"	T.Hirao

work catt.	4	61	-	-	-	-	++	A	-	normal	-	" R.Hirao
"	5	62	-	-	-	-	±	A	-	"	-	" T.Matsui
"	4	63	-	-	-	-	±	A	-	"	-	" T.Fukada
"	4	64	-	-	-	-	-	A	-	"	-	" S.Matusshita
"	5	65	-	-	-	-	-	A	-	"	-	" K.Matusi
milk cow	3	12	+	-	-	-	+++	A	-	"	-	Kurimoto-mura Ogasaharagun S.Okada
"	3	35	+++	++	±	-	++	A	-	"	-	" K.KOdama
"	2	36	-	-	-	-	-	A	-	"	-	" S.Tanabe
"	4	60	-	-	-	-	-	A	-	"	-	" G.Koregi
"		48	-	-	-	-	-	A	-	"	-	" S.Iwai
"	4	43	-	-	-	-	-	A	-	"	-	" T.Matusmoto
"	2	44	++	+	-	-	-	A	-	"	-	" "
work catt.	II	2	++	+	-	-	-	A	-	"	-	" E.Harada
"	4	23	-	-	-	-	-	A	-	"	-	" K.Nakano
"	8	25	-	-	-	-	++	D	-	"	-	" T.Adachi
"	4	22	-	-	-	-	+	A	-	"	-	" I.Ito
"	6	24	-	-	-	-	±	A	-	"	-	" I.Yamamoto
"	4	66	-	-	-	-	-	A	-	"	-	" N.Yamazaki
"	2	64	-	-	-	-	-	A	-	"	-	" S.Kurayama
"	4	26	-	-	-	-	-	A	-	"	-	" M.Kurayama

work catt.	7	53	-	-	-	-	-	A	-	normal	-	" S.Kubota
"	7	54	-	-	-	-	-	A	-	"	-	" S.Maraha
"	6	3	-	-	-	-	-	A	-	"	-	" S.Sugitama
"	6	49	-	-	-	-	-	A	-	"	-	" Y.Ishikawa
"	2	39	-	-	-	-	-	A	-	"	-	" M.Iahikawa
"	3	65	-	-	-	-	-	A	-	"	-	" M.Inoue
"	4	37	-	-	-	-	-	A	-	"	-	" S.Tanabe
"		6	-	-	-	-	-	A	-	"	-	" K.Kodama
"		5	-	-	-	-	-	A	-	"	-	" Y.Tanabe
"	5	63	++	++	±	-	±	A	-	"	-	" K.Iehiyama
"	6	59	+++	++	-	-	+	A	-	"	weak sexual excitement	" M.Ishiyama
"	3	5I	-	-	-	-	-	A	-	"	-	" Y.Nakane
"	6	50	-	-	-	-	-	A	-	"	-	" S.Iwai
"	3	4	-	-	-	-	+	A	-	"	-	" U.Tanabe
"	5	20	-	-	-	-	-	A	-	"	-	" B.Koremoto
"	II	46	-	-	-	-	-	A	-	"	-	" C.Ogasawara
"	3	47	-	-	-	-	-	A	-	"	-	" "
"	3	2I	-	-	-	-	-	A	-	"	-	" M.Maraha
"	8	I6	-	-	-	-	-	A	-	"	-	" T.Maraha
"	I6	6I	-	-	-	-	-	A	-	"	-	" T.Maraha
"	9	62	-	-	-	-	-	A	-	"	weak sexual excitement	" S.Maraha

work catt.	5	I5	-	-	-	-	-	A	-	normal	-	" K.Maruhe
"	2	I8	+	-	-	-	-	A	-	"	-	" R.Matusmoto
"	9	3I	-	-	-	-	-	A	-	"	-	" S.Okada
"	6	II	-	-	-	-	+	A	-	"	-	" T.Okada
"	4	7	-	-	-	-	-	A	-	"	-	" R,Matusmoto
"		57	-	-	-	-	+++	D	-	"	-	" K.Oishi
"		I7	-	-	-	-	+	A	-	"	-	" Y,Suzuki
"		68	±	-	-	-	-	A	-	"	-	" M.Oishi
"		I4	-	-	-	-	++	A	-	"	-	" S.Kawazumi
"		56	-	-	-	-	-	A	-	"	-	" C.Kawazumi
"		I9	-	-	-	-	-	A	-	"	-	" N.Kawazumi
"		58	+	(+)	-	-	-	A	-	"	-	" S.Koseki
"		52	(+)	-	-	-	+	A	-	"	-	" K.Okada
"		38	-	-	-	-	++	A	-	"	-	" E.Koseki
"		67	-	-	-	-	-	A	-	"	-	" S.Yamada
"	5	30	+++	+++	(++)	±	-	A	-	"	-	" C.Nakane
"		4	-	-	-	-	+	A	-	"	-	" A.Washizaka
"		34	-	-	-	-	-	A	-	"	-	" I.Sugiyama
"		33	+++	++	(±)	-	-	A	-	"	-	" C.Nakane
"		32	-	-	-	-	+++	D	-	"	-	" M.Iwai
"		40	-	-	-	-	+	A	-	"	-	" T.Ishiyama

work catt.	9	8	---	--	-	-	-	A	-	"	ovary function decreased	"	R.Sugiyama
"		I	-	-	-	-	-	A	-	"	-	"	H.Iwai
"	4	55	-	-	-	-	±	A	-	"	-	"	T.Matusmoto
"	4	4I	-	-	-	-	++	A	-	"	-	"	A.Yoshinaga
"	3	45	-	-	-	-	+	A	-	"	-	"	K.Sato
"	4	IO	-	-	-	-	-	A	-	"	-	"	K.Narahei
"	6	9	-	-	-	-	++	A	-	"	-	"	T.Oishi
"	7	28	-	-	-	-	-	A	-	"	-	"	K.Yamauchi

work catt.	I	-	-	-	-	-	A	moist	normal	-		Sakuragi-mura Ogasawara-gun C.Oishi
"	2	-	-	-	-	-	A	moist	"	-	"	E.Sato
"	3	-	-	-	-	-	A	moist	"	-	"	S.Hakamada
milk cow	4	-	-	-	-	-	B	-	"	-	"	K.Makino
work catt.	5	-	-	-	-	-	B	-	"	-	"	K.Yamazaki
milk cow	6	-	-	-	-	-	B	-	"	-	"	C.Yamamoto
"	7	-	-	-	-	-	A	-	"	-	"	Z.Kondo
"	8	-	-	-	-	+	A	-	"	-	"	K.Yamazaki
"	9	-	-	-	-	+	A	-	slight abnormal	-	"	H.Yamazaki
"	IO	+	-	-	-	+	A	-	"	-	"	H.Yamazaki

milk cow	II	-	-	-	-	-	A	-	normal	-	"	H.Yamazaki
"	I2	-	-	-	-	-	B	pail miost	"	-	"	U.Yamazaki
"	I3	-	-	-	-	-	A	-	"	-	"	T.Aragai
work catt.	I4	-	-	-	-	+	B	-	"	-	"	T.yamazaki
milk cow	I5	-	-	-	-	-	A	-	"	-	"	S.Yamazaki
"	I6	-	-	-	-	-	A	-	"	-	"	E.yamazaki
"	I7	-	-	-	-	+	A	-	"	-	"	G.Okadq
"	I8	-	-	-	-	-	A	pail	"	-	"	S.matusura
"	I9	-	-	-	-	-	A	-	"	-	"	H.Kondo
"	20	+	±	-	-	-	A	-	"	-	"	K.Kondo
work catt.	2I	-	-	-	-	±	B	-	mitral insufficiency	-	"	G.Kakeshita
"	22	-	-	-	-	-	A	-	"	-	"	I.makino
"	23	-	-	-	-	-	B	-	"	-	"	T.Hosokawa
milk cow	24	-	-	-	-	-	A	-	"	-	"	S.Goshima

work catt.	25	++	+	±	-	-	A	-	Normal	-	"	K.kato
"	26	-	-	-	-	-	A	-	"	-	"	M.Nakamura
"	27	-	-	-	-	+	B	-	"	-	"	Y.Horiuchi
"	28	-	-	-	-	+	B	-	"	-	"	"
"	29	(±)	-	-	-	+	A	-	"	-	"	A.horiuchi
"	30	-	-	-	-	-	A	-	"	-	"	M.Horiuchi
"	31	-	-	-	-	+	A	-	"	-	"	I.Horiuchi
"	32	-	-	-	-	+	B	-	"	-	"	R.Hayakawa
milk cow	33	-	-	-	-	+	A	-	"	-	"	H.Nakamura
"	34	-	-	-	-	+	A	-	"	-	"	J.Nakayama
work catt.	35	-	-	-	-	±	A	-	"	-	"	S.Aoki
"	36	-	-	-	-	-	B	-	"	-	"	T.Nakamura
milkcow	37	-	-	-	-	-	A	-	"	-	"	S.Tomii
"	38	++	+	±	-	+	A	-	"	-	"	G.Moriya