


1948
CENSUS OF BUSINESS

RETAIL, WHOLESALE, SERVICE TRADES

234852







Census
REF
HF
3007
.455x
1948a
BC-1P
v. 6

MISSOURI

counties


MISSOURI

- | | |
|--------------------|-----------------|
| 1. Adair | 41. Harrison |
| 2. Andrew | 42. Henry |
| 3. Atchison | 43. Hickory |
| 4. Audrain | 44. Holt |
| 5. Barry | 45. Howard |
| 6. Barton | 46. Howell |
| 7. Bates | 47. Iron |
| 8. Benton | 48. Jackson |
| 9. Bollinger | 49. Jasper |
| 10. Boone | 50. Jefferson |
| 11. Buchanan | 51. Johnson |
| 12. Butler | 52. Knox |
| 13. Caldwell | 53. Laclede |
| 14. Callaway | 54. Lafayette |
| 15. Camden | 55. Lawrence |
| 16. Cape Girardeau | 56. Lewis |
| 17. Carroll | 57. Lincoln |
| 18. Carter | 58. Linn |
| 19. Cass | 59. Livingston |
| 20. Cedar | 60. McDonald |
| 21. Chariton | 61. Macon |
| 22. Christian | 62. Madison |
| 23. Clark | 63. Maries |
| 24. Clay | 64. Marion |
| 25. Clinton | 65. Mercer |
| 26. Cole | 66. Miller |
| 27. Cooper | 67. Mississippi |
| 28. Crawford | 68. Moniteau |
| 29. Dade | 69. Monroe |
| 30. Dallas | 70. Montgomery |
| 31. Daviess | 71. Morgan |
| 32. De Kalb | 72. New Madrid |
| 33. Dent | 73. Newton |
| 34. Douglas | 74. Nodaway |
| 35. Dunkin | 75. Oregon |
| 36. Franklin | 76. Osage |
| 37. Gasconade | 77. Ozark |
| 38. Gentry | 78. Pemiscot |
| 39. Greene | 79. Perry |
| 40. Grundy | 80. Pettis |
| | 81. Phelps |
| | 82. Pike |



MISSOURI-----cont'd

| | | |
|------|----------------|------------------|
| 83. | Platte | INDEPENDENT CITY |
| 84. | Polk | 96. St. Louis |
| 85. | Pulaski | |
| 86. | Putnam | |
| 87. | Ralls | |
| 88. | Randolph | |
| 89. | Ray | |
| 90. | Reynolds | |
| 91. | Ripley | |
| 92. | St. Charles | |
| 93. | St. Clair | |
| 94. | St. Francois | |
| 95. | St. Louis | |
| 97. | Ste. Genevieve | |
| 98. | Saline | |
| 99. | Schuyler | |
| 100. | Scotland | |
| 101. | Scott | |
| 102. | Shannon | |
| 103. | Shelby | |
| 104. | Stoddard | |
| 105. | Stone | |
| 106. | Sullivan | |
| 107. | Taney | |
| 108. | Texas | |
| 109. | Vernon | |
| 110. | Warren | |
| 111. | Washington | |
| 112. | Wayne | |
| 113. | Webster | |
| 114. | Worth | |
| 115. | Wright | |



1948 CENSUS OF BUSINESS

RETAIL, WHOLESALE, SERVICE TRADES

U. S. DEPARTMENT OF COMMERCE
BUREAU OF THE CENSUS

PRELIMINARY

For Release May 29, 1950

Release Series BC-1P-24-000

MISSOURI

Retail, wholesale, and service establishments located in Missouri showed a substantial expansion in dollar volume of trade from 1939 to 1948 according to preliminary figures from the 1948 Census of Business released today by the Bureau of the Census, U. S. Department of Commerce.

Retail sales in the State during 1948 aggregated \$3,538,600,000, an increase of 221 percent over the \$1,102,500,000 sales in 1939, when the preceding Census of Business was taken. Wholesale sales volume in the State showed a 225 percent rise over the same period, reaching a total of \$7,345,100,000 in 1948 as compared with \$2,261,300,000 in 1939. The service trades included in the Census of Business reported receipts totaling \$225,700,000 in 1948 compared with \$86,000,000 in 1939. Hotel receipts moved from \$22,600,000 in 1939 to \$57,500,000 in 1948. Amusement businesses in the State recorded receipts of \$53,100,000 in 1948 compared with \$22,500,000 in 1939.

Employment in the State also rose over the 9-year period between 1939 and 1948 for the trades covered by the Census of Business. Retail trade establishments reported 202,229 paid employees for the workweek ended nearest November 15, 1948. Of these, 164,765 worked the full week, and the remainder part of the week. The comparable total and full workweek figures for 1939 were 139,851 and 112,055. Wholesale trade establishments reported a total of 85,659 full- and part-week employees for the week of November 15, 1948, compared with 65,361 for the same week in 1939. For the selected service trades, November 15, 1948, paid employees numbered 37,582; the comparable figure for 1939, adjusted for change in scope between the two censuses, was 30,953.

These preliminary figures have been compiled from similar releases being made available for each county in Missouri. Final figures, superseding the preliminary data for Missouri, will be included in a State Bulletin to be issued in several months. Similar data will be made available in preliminary and final form for each of the States.

A single copy of the preliminary release for the State of Missouri as well as an order blank for other area releases may be obtained by writing to the Bureau of the Census, Washington 25, D. C.

Table 1.—CENSUS OF BUSINESS PRELIMINARY RESULTS FOR 1948, BY TRADE GROUP

MISSOURI

| Trade group and kind of business | Number of establishments | 1948 sales and receipts (Thousand dollars) | Active proprietors of unincorporated businesses Nov. 1948 | Paid employees, workweek ended nearest Nov. 15, 1948 | |
|--|--------------------------|---|--|--|-------------------------|
| | | | | Total employees ¹ | Full workweek employees |
| RETAIL TRADE, total..... | 50,444 | 3,538,622 | 49,883 | 202,229 | 164,765 |
| Food group..... | 12,170 | 735,425 | 12,390 | 25,914 | 19,053 |
| Eating and drinking places..... | 10,227 | 255,401 | 10,899 | 39,525 | 32,560 |
| General merchandise grp, general stores | 2,354 | 577,977 | 2,173 | 43,275 | 32,927 |
| Apparel group..... | 2,796 | 242,282 | 2,405 | 16,434 | 12,898 |
| Furniture-home furnishings-appliance grp | 2,217 | 182,273 | 2,056 | 11,430 | 10,518 |
| Automotive group..... | 2,826 | 566,602 | 2,671 | 17,920 | 17,042 |
| Gasoline service stations..... | 6,142 | 172,770 | 6,407 | 7,778 | 6,028 |
| Lumber-building-hardware group..... | 3,199 | 291,632 | 2,827 | 13,256 | 11,865 |
| Drug and proprietary stores..... | 1,941 | 137,146 | 1,816 | 10,411 | 8,017 |
| All other retail stores..... | 6,572 | 377,114 | 6,239 | 16,286 | 13,857 |
| WHOLESALE TRADE, total..... | 7,760 | 7,345,124 | 5,306 | 85,659 | x |
| Merchant wholesalers, total..... | 4,098 | 2,797,716 | 2,810 | 56,511 | x |
| Groceries, confectionery, meat..... | 433 | 279,098 | 320 | 5,493 | x |
| Farm products, edible..... | 481 | 217,861 | 502 | 4,476 | x |
| Tobacco..... | 77 | 74,496 | 61 | 849 | x |
| Furniture, home furnishings..... | 102 | 39,564 | 60 | 952 | x |
| Automotive supplies..... | 387 | 91,610 | 245 | 3,985 | x |
| Electrical merchandise..... | 152 | 157,117 | 81 | 3,301 | x |
| Hardware, plumbing, heating..... | 157 | 153,409 | 76 | 4,535 | x |
| Lumber, construction materials..... | 156 | 101,412 | 65 | 2,642 | x |
| Mach'y, equip't, industrial supplies | 606 | 235,162 | 360 | 7,145 | x |
| All other merchant wholesalers..... | 1,547 | 1,447,987 | 1,040 | 23,133 | x |
| Manufact'rs' sales branches, offices.. | 943 | 2,269,095 | 12 | 20,741 | x |
| Petroleum bulk plants, terminals..... | 1,157 | 257,414 | 1,103 | 2,721 | x |
| Agents, brokers (merchandise)..... | 1,051 | 1,701,963 | 1,019 | 3,295 | x |
| Assemblers of farm products..... | 511 | 318,936 | 362 | 2,391 | x |
| SELECTED SERVICE TRADES, total..... | 16,185 | 225,744 | 16,507 | 37,582 | 33,326 |
| Personal services..... | 9,793 | 116,856 | 10,014 | 24,228 | 21,756 |
| Business services..... | 876 | 40,406 | 777 | 6,007 | 4,890 |
| Automotive repairs and services..... | 3,004 | 43,328 | 3,122 | 4,544 | 4,211 |
| Other repairs and services..... | 2,512 | 25,154 | 2,594 | 2,803 | 2,469 |
| HOTELS..... | 804 | 57,455 | 675 | 12,146 | 11,027 |
| TOURIST COURTS AND CAMPS..... | 568 | 4,523 | 612 | 429 | 360 |
| AMUSEMENTS..... | 1,585 | 53,138 | 1,300 | 8,426 | x |

x Not available.

¹/ Includes employees paid for less than the full workweek.

1948 CENSUS OF BUSINESS

U. S. DEPARTMENT OF COMMERCE
BUREAU OF THE CENSUS

RETAIL, WHOLESALE, SERVICE TRADES

PRELIMINARY

For Release May 4, 1950

Release Series BC-1P-24-001

ADAIR COUNTY, MO.

Retail, wholesale, and service establishments located in Adair County, Missouri, showed a substantial expansion in dollar volume of trade from 1939 to 1948 according to preliminary figures from the 1948 Census of Business released today by the Bureau of the Census, U. S. Department of Commerce.

Retail sales in the county during 1948 aggregated \$17.8 million, an increase of 224 percent over the \$5.5 million in 1939, when the preceding Census of Business was taken. Wholesale sales in the county reached a total of \$5.8 million in 1948 as compared with \$2.4 million in 1939. The service trades included in the Census of Business recorded receipts totaling \$640,000 in 1948 compared with \$296,000 in 1939.

Employment in the county also rose over the 9-year period between 1939 and 1948 for the above trades. Establishments in these trades reported a combined total of 1,159 paid employees for the workweek ended nearest November 15, 1948. This compared with a total of 850 employees reported for the week of November 15, 1939.

These preliminary figures have been derived from a Census report on Adair County, Missouri, which also includes data for the city of Kirksville. Final figures, superseding the preliminary data for Adair County, will be included in a Bulletin for the State of Missouri to be issued in several months. Similar data will be made available this year in preliminary and final form for each of the counties and States. A single copy of the preliminary release for Adair County as well as an order blank for other area releases may be obtained by writing to the Bureau of the Census, Washington 25, D. C.

Table 1.—CENSUS OF BUSINESS PRELIMINARY RESULTS FOR 1948, BY TRADE GROUP

ADAIR COUNTY, MO.

| Trade group and kind of business | Number of establishments | 1948 sales and receipts (Thousand dollars) | Active proprietors of unincorporated businesses Nov. 1948 | Paid employees, workweek ended nearest Nov. 15, 1948 | |
|---|--------------------------|---|--|--|-------------------------|
| | | | | Total employees ¹ | Full workweek employees |
| RETAIL TRADE, total..... | 274 | 17,810 | 298 | 929 | 708 |
| Food group..... | 72 | 4,015 | 77 | 148 | 122 |
| Eating and drinking places..... | 46 | 868 | 54 | 143 | 112 |
| General merchandise grp, general stores..... | 12 | 1,647 | 8 | 130 | 87 |
| Apparel group..... | 19 | 1,205 | 26 | 94 | 53 |
| Furniture-home furnishings-appliance grp..... | 13 | 742 | 17 | 29 | 17 |
| Automotive group..... | 23 | 3,608 | 27 | 122 | 118 |
| Gasoline service stations..... | 31 | 715 | 34 | 36 | 28 |
| Lumber-building-hardware group..... | 19 | 1,683 | 23 | 73 | 59 |
| Drug and proprietary stores..... | 6 | 437 | 6 | 23 | 18 |
| All other retail stores..... | 33 | 2,890 | 26 | 131 | 94 |
| WHOLESALE TRADE, total..... | 25 | 5,823 | 20 | 136 | x |
| Merchant wholesalers..... | 12 | 3,911 | 10 | 101 | x |
| Other types of wholesale..... | 13 | 1,912 | 10 | 35 | x |
| SELECTED SERVICE TRADES, ² /total..... | 73 | 640 | 79 | 94 | 87 |
| Personal services..... | 45 | 456 | 51 | 76 | 70 |
| All other service trades..... | 28 | 184 | 28 | 18 | 17 |

x Not available.

1/ Includes employees paid for less than the full workweek.

2/ See General Description on last page for changes from the 1939 Census of Business in the coverage of Service Trades.

Table 2.—CENSUS OF BUSINESS PRELIMINARY RESULTS FOR 1948 FOR CITIES OF 2,500 INHABITANTS OR MORE

ADAIR COUNTY, MO.

(Data omitted for trade groups where necessary to avoid disclosure)

| City and trade group ¹ | Number of establishments | 1948 sales and receipts (Thousand dollars) | Active proprietors of unincorporated businesses Nov. 1948 | Paid employees, workweek ended nearest Nov. 15, 1948 | |
|-----------------------------------|--------------------------|---|--|--|-------------------------|
| | | | | Total employees ² | Full workweek employees |
| Kirksville: | | | | | |
| Retail trade..... | 209 | 16,464 | 226 | 893 | 686 |
| Selected service trades.... | 62 | 597 | 68 | 94 | 87 |
| Remainder of county: | | | | | |
| Retail trade..... | 65 | 1,346 | 72 | 36 | 22 |
| Selected service trades.... | 11 | 43 | 11 | - | - |

1/ See General Description on this page for changes from the 1939 Census of Business in the coverage of Service Trades

2/ Includes employees paid for less than the full workweek.

GENERAL DESCRIPTION OF PRELIMINARY RELEASES FOR THE 1948 CENSUS OF BUSINESS

This series of releases, of which one is planned for each county in the United States, presents preliminary results of the 1948 Census of Business. The information is based on reports submitted by business establishments for that Census. The figures shown are preliminary, and are subject to revision in the final Census publications, but the changes are expected to be relatively minor with respect to coverage. The final Census figures will be issued in a series of Business Census bulletins which will show additional detailed kind-of-business information for all places where there are a sufficient number of establishments.

The 1948 Census of Business was taken under the provision of the Act of June 19, 1948, which provides that the Business Census be taken for 1948 and for each fifth year thereafter. Previous Business Censuses were taken for the years 1929, 1933, 1935, and 1939.

Scope of the Census.—The 1948 Census of Business covered all establishments in the following trades, as defined by the Standard Industrial Classification Manual, May 1949 issue, of the Executive Office of the President: all retail trades; all wholesale trades; all service trades in the following four groups—personal services, business services, automobile repairs and services, and miscellaneous repair services; hotels; tourist courts and camps; and amusements, including motion picture theaters. Some important services not covered are radio broadcasting and television, medical and health, legal, educational, nonprofit, accounting, and domestic services.

This coverage is similar to that of the 1939 Business Census. However, "custom trades" and "services incidental to transportation," which are no longer included in the standard classification of the service trades, are not covered by the 1948 Census. In a number of localities, these exclusions as well as

other changes in the standard classification may have a considerable effect in comparing 1948 with 1939 data, particularly with respect to establishment count.

Establishment definition.—For Census purposes, a business establishment is defined to include only enterprises conducted from a recognizable place of business, provided that the annual sales were in excess of \$5,000 for a wholesale trade establishment and \$500 for establishments in other trades. A detailed analysis of coverage will be provided in future Censuses of Business publications.

"Number of establishments" is the number of separate business locations, rather than the number of business companies or organizations, since the Census figures represent information reported separately for each business location or establishment. The establishment count reflects the number of places in business at the end of 1948 excluding administrative and executive offices of multiunit organizations, and "chain store" warehouses.

Sales and receipts.—"1948 sales and receipts" represents sales of merchandise and receipts from repairs and other services to customers. The figures reflect deductions for returned goods and allowances, but not for trade-in allowances; they exclude sales and excise taxes collected from customers and paid directly to any taxing agency.

Proprietors.—"Active proprietors..." represents owners and partners of unincorporated businesses who devoted the major portion of their time to the business in November 1948.

Employment.—"Number of paid employees..." represents all employees on the pay roll for the pay period ending nearest November 15, 1948. "Full workweek" employees, whether regular or seasonal, are those who in the November 15 pay period were paid for working at least the number of hours typically worked in a week by employees of the reporting establishment.

1948 CENSUS OF BUSINESS

RETAIL, WHOLESALE, SERVICE TRADES

U. S. DEPARTMENT OF COMMERCE
BUREAU OF THE CENSUS

PRELIMINARY

For Release April 24, 1950

Release Series BC-1P-24-002

ANDREW COUNTY, MO.

Retail, wholesale, and service establishments located in Andrew County, Missouri, showed a substantial expansion in dollar volume of trade from 1939 to 1948 according to preliminary figures from the 1948 Census of Business released today by the Bureau of the Census, U. S. Department of Commerce.

Retail sales in the county during 1948 aggregated \$5.1 million, an increase of 219 percent over the \$1.6 million in 1939, when the preceding Census of Business was taken. Wholesale sales in the county reached a total of \$1.0 million in 1948 as compared with \$0.4 million in 1939. The service trades included in the Census of Business recorded receipts totaling \$288,000 in 1948 compared with \$84,000 in 1939.

Employment in the county also rose over the 9-year period between 1939 and 1948 for the above trades. Establishments in these trades reported a combined total of 232 paid employees for the workweek ended nearest November 15, 1948. This compared with a total of 188 employees reported for the week of November 15, 1939.

These preliminary figures have been derived from a Census report on Andrew County, Missouri. Final figures, superseding the preliminary data for Andrew County, will be included in a Bulletin for the State of Missouri to be issued in several months. Similar data will be made available this year in preliminary and final form for each of the counties and States. A single copy of the preliminary release for Andrew County as well as an order blank for other area releases may be obtained by writing to the Bureau of the Census, Washington 25, D. C.

Table 1.—CENSUS OF BUSINESS PRELIMINARY RESULTS FOR 1948, BY TRADE GROUP
ANDREW COUNTY, MO.

| Trade group and kind of business | Number of establishments | 1948 sales and receipts (Thousand dollars) | Active proprietors of unincorporated businesses Nov. 1948 | Paid employees, workweek ended nearest Nov. 15, 1948 | |
|---|--------------------------|---|--|--|-------------------------|
| | | | | Total employees ¹ | Full workweek employees |
| RETAIL TRADE, total..... | 132 | 5,066 | 146 | 200 | 155 |
| Food group..... | 35 | 1,373 | 39 | 32 | 22 |
| Eating and drinking places..... | 21 | 295 | 21 | 30 | 26 |
| Gasoline service stations..... | 24 | 531 | 27 | 28 | 11 |
| All other retail stores..... | 52 | 2,867 | 59 | 110 | 96 |
| WHOLESALE TRADE..... | 10 | 1,008 | 8 | 6 | x |
| SELECTED SERVICE TRADES, ² /total..... | 34 | 288 | 34 | 26 | 21 |
| Personal services..... | 15 | 112 | 17 | 14 | 10 |
| All other service trades..... | 19 | 176 | 17 | 12 | 11 |

x Not available.

¹/ Includes employees paid for less than the full workweek.

²/ See General Description on last page for changes from the 1939 Census of Business in the coverage of Service Trades.

GENERAL DESCRIPTION OF PRELIMINARY RELEASES FOR THE 1948 CENSUS OF BUSINESS

This series of releases, of which one is planned for each county in the United States, presents preliminary results of the 1948 Census of Business. The information is based on reports submitted by business establishments for that Census. The figures shown are preliminary, and are subject to revision in the final Census publications, but the changes are expected to be relatively minor with respect to coverage. The final Census figures will be issued in a series of Business Census bulletins which will show additional detailed kind-of-business information for all places where there are a sufficient number of establishments.

The 1948 Census of Business was taken under the provision of the Act of June 19, 1948, which provides that the Business Census be taken for 1948 and for each fifth year thereafter. Previous Business Censuses were taken for the years 1929, 1933, 1935, and 1939.

Scope of the Census.—The 1948 Census of Business covered all establishments in the following trades, as defined by the Standard Industrial Classification Manual, May 1949 issue, of the Executive Office of the President: all retail trades; all wholesale trades; all service trades in the following four groups—personal services, business services, automobile repairs and services, and miscellaneous repair services; hotels; tourist courts and camps; and amusements, including motion picture theaters. Some important services not covered are radio broadcasting and television, medical and health, legal, educational, nonprofit, accounting, and domestic services.

This coverage is similar to that of the 1939 Business Census. However, "custom trades" and "services incidental to transportation," which are no longer included in the standard classification of the service trades, are not covered by the 1948 Census. In a number of localities, these exclusions as well as other changes in the standard classification may have a considerable effect in comparing

1948 with 1939 data, particularly with respect to establishment count.

Establishment definition.—For Census purposes, a business establishment is defined to include only enterprises conducted from a recognizable place of business, provided that the annual sales were in excess of \$5,000 for a wholesale trade establishment and \$500 for establishments in other trades. A detailed analysis of coverage will be provided in future Census of Business publications.

"Number of establishments" is the number of separate business locations, rather than the number of business companies or organizations, since the Census figures represent information reported separately for each business location or establishment. The establishment count reflects the number of places in business at the end of 1948 excluding administrative and executive offices of multiunit organizations, and "chain store" warehouses.

Sales and receipts.—"1948 sales and receipts" represents sales of merchandise and receipts from repairs and other services to customers. The figures reflect deductions for returned goods and allowances, but not for trade-in allowances; they exclude sales and excise taxes collected from customers and paid directly to any taxing agency.

Proprietors.—"Active proprietors..." represents owners and partners of unincorporated businesses who devoted the major portion of their time to the business in November 1948.

Employment.—"Number of paid employees..." represents all employees on the pay roll for the pay period ending nearest November 15, 1948. "Full workweek" employees, whether regular or seasonal, are those who in the November 15 pay period were paid for working at least the number of hours typically worked in a week by employees of the reporting establishment.

1948 CENSUS OF BUSINESS

RETAIL, WHOLESALE, SERVICE TRADES

U. S. DEPARTMENT OF COMMERCE
BUREAU OF THE CENSUS

PRELIMINARY

For Release April 24, 1950

Release Series BC-1P- 24-003

ATCHISON COUNTY, MO.

Retail, wholesale, and service establishments located in Atchison County, Missouri, showed a substantial expansion in dollar volume of trade from 1939 to 1948 according to preliminary figures from the 1948 Census of Business released today by the Bureau of the Census, U. S. Department of Commerce.

Retail sales in the county during 1948 aggregated \$9.8 million, an increase of 250 percent over the \$2.8 million in 1939, when the preceding Census of Business was taken. Wholesale sales in the county reached a total of \$12.2 million in 1948 as compared with \$1.0 million in 1939. The service trades included in the Census of Business recorded receipts totaling \$370,000 in 1948 compared with \$99,000 in 1939.

Employment in the county also rose over the 9-year period between 1939 and 1948 for the above trades. Establishments in these trades reported a combined total of 497 paid employees for the workweek ended nearest November 15, 1948. This compared with a total of 364 employees reported for the week of November 15, 1939.

These preliminary figures have been derived from a Census report on Atchison County, Missouri. Final figures, superseding the preliminary data for Atchison County, will be included in a Bulletin for the State of Missouri to be issued in several months. Similar data will be made available this year in preliminary and final form for each of the counties and States. A single copy of the preliminary release for Atchison County as well as an order blank for other area releases may be obtained by writing to the Bureau of the Census, Washington 25, D. C.

90337

Table 1.—CENSUS OF BUSINESS PRELIMINARY RESULTS FOR 1948, BY TRADE GROUP

ATCHISON COUNTY, MO.

| Trade group and kind of business | Number of establishments | 1948 sales and receipts (Thousand dollars) | Active proprietors of unincorporated businesses Nov. 1948 | Paid employees, workweek ended nearest Nov. 15, 1948 | |
|---|--------------------------|---|--|--|-------------------------|
| | | | | Total employees ¹ | Full workweek employees |
| RETAIL TRADE, total..... | 165 | 9,811 | 179 | 375 | 292 |
| Food group..... | 29 | 2,037 | 34 | 64 | 45 |
| Eating and drinking places..... | 23 | 449 | 23 | 67 | 44 |
| Apparel group..... | 11 | 347 | 9 | 26 | 12 |
| Automotive group..... | 14 | 1,711 | 14 | 49 | 49 |
| Gasoline service stations..... | 26 | 775 | 30 | 25 | 18 |
| Lumber-building-hardware group..... | 25 | 2,589 | 28 | 77 | 74 |
| Drug and proprietary stores..... | 7 | 267 | 8 | 9 | 8 |
| All other retail stores..... | 30 | 1,636 | 33 | 58 | 42 |
| WHOLESALE TRADE..... | 35 | 12,191 | 28 | 83 | x |
| SELECTED SERVICE TRADES, ^{2/} total..... | 46 | 370 | 51 | 39 | 36 |
| Personal services..... | 25 | 149 | 27 | 16 | 14 |
| All other service trades..... | 21 | 221 | 24 | 23 | 22 |
| AMUSEMENTS..... | 11 | 133 | 8 | 21 | x |

x Not available.

^{1/} Includes employees paid for less than the full workweek.

^{2/} See General Description on this page for changes from the 1939 Census of Business in the coverage of Service Trades.

GENERAL DESCRIPTION OF PRELIMINARY RELEASES FOR THE 1948 CENSUS OF BUSINESS

This series of releases, of which one is planned for each county in the United States, presents preliminary results of the 1948 Census of Business. The information is based on reports submitted by business establishments for that Census. The figures shown are preliminary, and are subject to revision in the final Census publications, but the changes are expected to be relatively minor with respect to coverage. The final Census figures will be issued in a series of Business Census bulletins which will show additional detailed kind-of-business information for all places where there are a sufficient number of establishments.

The 1948 Census of Business was taken under the provision of the Act of June 19, 1948, which provides that the Business Census be taken for 1948 and for each fifth year thereafter. Previous Business Censuses were taken for the years 1929, 1933, 1935, and 1939.

Scope of the Census.—The 1948 Census of Business covered all establishments in the following trades, as defined by the Standard Industrial Classification Manual, May 1949 issue, of the Executive Office of the President: all retail trades; all wholesale trades; all service trades in the following four groups—personal services, business services, automobile repairs and services, and miscellaneous repair services; hotels; tourist courts and camps; and amusements, including motion picture theaters. Some important services not covered are radio broadcasting and television, medical and health, legal, educational, nonprofit, accounting, and domestic services.

This coverage is similar to that of the 1939 Business Census. However, "custom trades" and "services incidental to transportation," which are no longer included in the standard classification of the service trades, are not covered by the 1948 Census. In a number of localities, these exclusions as well as

other changes in the standard classification may have a considerable effect in comparing 1948 with 1939 data, particularly with respect to establishment count.

Establishment definition.—For Census purposes, a business establishment is defined to include only enterprises conducted from a recognizable place of business, provided that the annual sales were in excess of \$5,000 for a wholesale trade establishment and \$500 for establishments in other trades. A detailed analysis of coverage will be provided in future Censuses of Business publications.

"Number of establishments" is the number of separate business locations, rather than the number of business companies or organizations, since the Census figures represent information reported separately for each business location or establishment. The establishment count reflects the number of places in business at the end of 1948 excluding administrative and executive offices of multiunit organizations, and "chain store" warehouses.

Sales and receipts.—"1948 sales and receipts" represents sales of merchandise and receipts from repairs and other services to customers. The figures reflect deductions for returned goods and allowances, but not for trade-in allowances; they exclude sales and excise taxes collected from customers and paid directly to any taxing agency.

Proprietors.—"Active proprietors..." represents owners and partners of unincorporated businesses who devoted the major portion of their time to the business in November 1948.

Employment.—"Number of paid employees..." represents all employees on the pay roll for the pay period ending nearest November 15, 1948. "Full workweek" employees, whether regular or seasonal, are those who in the November 15 pay period were paid for working at least the number of hours typically worked in a week by employees of the reporting establishment.

1948 CENSUS OF BUSINESS

U. S. DEPARTMENT OF COMMERCE
BUREAU OF THE CENSUS

RETAIL, WHOLESALE, SERVICE TRADES

PRELIMINARY

For Release April 24, 1950

Release Series BC-1P-24-004

AUDRAIN COUNTY, MO.

Retail, wholesale, and service establishments located in Audrain County, Missouri, showed a substantial expansion in dollar volume of trade from 1939 to 1948 according to preliminary figures from the 1948 Census of Business released today by the Bureau of the Census, U. S. Department of Commerce.

Retail sales in the county during 1948 aggregated \$20.1 million, an increase of 259 percent over the \$5.6 million in 1939, when the preceding Census of Business was taken. Wholesale sales in the county reached a total of \$9.0 million in 1948 as compared with \$2.7 million in 1939. The service trades included in the Census of Business recorded receipts totaling \$697,000 in 1948 compared with \$345,000 in 1939.

Employment in the county also rose over the 9-year period between 1939 and 1948 for the above trades. Establishments in these trades reported a combined total of 1,239 paid employees for the workweek ended nearest November 15, 1948. This compared with a total of 889 employees reported for the week of November 15, 1939.

These preliminary figures have been derived from a Census report on Audrain County, Missouri, which also includes data for the cities of Mexico and Vandalia. Final figures, superseding the preliminary data for Audrain County, will be included in a Bulletin for the State of Missouri to be issued in several months. Similar data will be made available this year in preliminary and final form for each of the counties and States. A single copy of the preliminary release for Audrain County as well as an order blank for other area releases may be obtained by writing to the Bureau of the Census, Washington 25, D. C.

Table 1.—CENSUS OF BUSINESS PRELIMINARY RESULTS FOR 1948, BY TRADE GROUP

AUDRAIN COUNTY, MO.

| Trade group and kind of business | Number of establishments | 1948 sales and receipts (Thousand dollars) | Active proprietors of unincorporated businesses Nov. 1948 | Paid employees, workweek ended nearest Nov. 15, 1948 | |
|---|--------------------------|---|--|--|-------------------------|
| | | | | Total employees ¹ | Full workweek employees |
| RETAIL TRADE, total..... | 334 | 20,135 | 323 | 972 | 766 |
| Food group..... | 65 | 4,167 | 66 | 132 | 93 |
| Eating and drinking places..... | 57 | 2,885 | 61 | 135 | 114 |
| General merchandise grp, general stores | 17 | 2,042 | 10 | 190 | 106 |
| Apparel group..... | 16 | 1,132 | 13 | 73 | 61 |
| Furniture-home furnishgs-appliance grp | 21 | 1,127 | 20 | 47 | 45 |
| Automotive group..... | 27 | 3,657 | 23 | 127 | 118 |
| Gasoline service stations..... | 44 | 1,096 | 46 | 37 | 28 |
| Lumber-building-hardware group..... | 32 | 3,235 | 30 | 104 | 97 |
| Drug and proprietary stores..... | 8 | 505 | 10 | 24 | 19 |
| All other retail stores..... | 47 | 2,289 | 44 | 103 | 85 |
| WHOLESALE TRADE, total..... | 37 | 9,040 | 37 | 125 | x |
| Merchant wholesalers..... | 15 | 1,537 | 18 | 55 | x |
| Other types of wholesale..... | 22 | 7,503 | 19 | 70 | x |
| SELECTED SERVICE TRADES, ^{2/} total..... | 75 | 697 | 73 | 142 | 125 |
| Personal services..... | 48 | 529 | 49 | 134 | 119 |
| All other service trades..... | 27 | 168 | 24 | 8 | 6 |
| AMUSEMENTS..... | 9 | 220 | 5 | 36 | x |

x Not available.

1/ Includes employees paid for less than the full workweek.

2/ See General Description on last page for changes from the 1939 Census of Business in the coverage of Service Trades.

Table 2.—CENSUS OF BUSINESS PRELIMINARY RESULTS FOR 1948 FOR CITIES OF 2,500 INHABITANTS OR MORE

AUDRAIN COUNTY, MO.

(Data omitted for trade groups where necessary to avoid disclosure)

| City and trade group ¹ | Number of establishments | 1948 sales and receipts (Thousand dollars) | Active proprietors of unincorporated businesses Nov. 1948 | Paid employees, workweek ended nearest Nov. 15, 1948 | |
|--|--------------------------|---|--|--|-------------------------|
| | | | | Total employees ² | Full workweek employees |
| Mexico: | | | | | |
| Retail trade..... | 184 | 14,063 | 166 | 756 | 602 |
| Wholesale trade..... | 21 | 6,953 | 20 | 96 | x |
| Selected service trades... | 41 | 539 | 37 | 128 | 116 |
| Vandalia: | | | | | |
| Retail trade..... | 60 | 3,361 | 63 | 128 | 106 |
| Selected service trades... | 16 | 58 | 19 | 8 | 4 |
| Remainder of county:^{3/} | | | | | |
| Retail trade..... | 90 | 2,711 | 94 | 88 | 58 |
| Wholesale trade..... | 16 | 2,087 | 17 | 29 | x |
| Selected service trades... | 18 | 100 | 17 | 6 | 5 |

x Not available.

1/ See General Description on this page for changes from the 1939 Census of Business in the coverage of Service Trades.

2/ Includes employees paid for less than the full workweek.

3/ Includes figures for establishments, other than wholesale, not located in cities of 2,500 inhabitants or more, and wholesale establishments not located in cities of 5,000 inhabitants or more.

GENERAL DESCRIPTION OF PRELIMINARY RELEASES FOR THE 1948 CENSUS OF BUSINESS

This series of releases, of which one is planned for each county in the United States, presents preliminary results of the 1948 Census of Business. The information is based on reports submitted by business establishments for that Census. The figures shown are preliminary, and are subject to revision in the final Census publications, but the changes are expected to be relatively minor with respect to coverage. The final Census figures will be issued in a series of Business Census bulletins which will show additional detailed kind-of-business information for all places where there are a sufficient number of establishments.

The 1948 Census of Business was taken under the provision of the Act of June 19, 1948, which provides that the Business Census be taken for 1948 and for each fifth year thereafter. Previous Business Censuses were taken for the years 1929, 1933, 1935, and 1939.

Scope of the Census.—The 1948 Census of Business covered all establishments in the following trades, as defined by the Standard Industrial Classification Manual, May 1949 issue, of the Executive Office of the President: all retail trades; all wholesale trades; all service trades in the following four groups—personal services, business services, automobile repairs and services, and miscellaneous repair services; hotels; tourist courts and camps; and amusements, including motion picture theaters. Some important services not covered are radio broadcasting and television, medical and health, legal, educational, nonprofit, accounting, and domestic services.

This coverage is similar to that of the 1939 Business Census. However, "custom trades" and "services incidental to transportation," which are no longer included in the standard classification of the service trades, are not covered by the 1948 Census. In a number of localities, these exclusions as well as other changes in the standard classification may have

a considerable effect in comparing 1948 with 1939 data, particularly with respect to establishment count.

Establishment definition.—For Census purposes, a business establishment is defined to include only enterprises conducted from a recognizable place of business, provided that the annual sales were in excess of \$5,000 for a wholesale trade establishment and \$500 for establishments in other trades. A detailed analysis of coverage will be provided in future Census of Business publications.

"Number of establishments" is the number of separate business locations, rather than the number of business companies or organizations, since the Census figures represent information reported separately for each business location or establishment. The establishment count reflects the number of places in business at the end of 1948 excluding administrative and executive offices of multiunit organizations, and "chain store" warehouses.

Sales and receipts.—"1948 sales and receipts" represents sales of merchandise and receipts from repairs and other services to customers. The figures reflect deductions for returned goods and allowances, but not for trade-in allowances; they exclude sales and excise taxes collected from customers and paid directly to any taxing agency.

Proprietors.—"Active proprietors..." represents owners and partners of unincorporated businesses who devoted the major portion of their time to the business in November 1948.

Employment.—"Number of paid employees..." represents all employees on the pay roll for the pay period ending nearest November 15, 1948. "Full workweek" employees, whether regular or seasonal, are those who in the November 15 pay period were paid for working at least the number of hours typically worked in a week by employees of the reporting establishment.

1948 CENSUS OF BUSINESS

RETAIL, WHOLESALE, SERVICE TRADES

U. S. DEPARTMENT OF COMMERCE
BUREAU OF THE CENSUS

PRELIMINARY

For Release April 24, 1950

Release Series BC-1P-24-005

BARRY COUNTY, MO.

Retail, wholesale, and service establishments located in Barry County, Missouri, showed a substantial expansion in dollar volume of trade from 1939 to 1948 according to preliminary figures from the 1948 Census of Business released today by the Bureau of the Census, U. S. Department of Commerce.

Retail sales in the county during 1948 aggregated \$15.1 million, an increase of 344 percent over the \$3.4 million in 1939, when the preceding Census of Business was taken. Wholesale sales in the county reached a total of \$4.8 million in 1948 as compared with \$2.1 million in 1939. The service trades included in the Census of Business recorded receipts totaling \$452,000 in 1948 compared with \$132,000 in 1939.

Employment in the county also rose over the 9-year period between 1939 and 1948 for the above trades. Establishments in these trades reported a combined total of 878 paid employees for the workweek ended nearest November 15, 1948. This compared with a total of 478 employees reported for the week of November 15, 1939.

These preliminary figures have been derived from a Census report on Barry County, Missouri, which also includes data for the city of Monett. Final figures, superseding the preliminary data for Barry County, will be included in a Bulletin for the State of Missouri to be issued in several months. Similar data will be made available this year in preliminary and final form for each of the counties and States. A single copy of the preliminary release for Barry County as well as an order blank for other area releases may be obtained by writing to the Bureau of the Census, Washington 25, D. C.

Table 1.—CENSUS OF BUSINESS PRELIMINARY RESULTS FOR 1948, BY TRADE GROUP

BARRY COUNTY, MO.

| Trade group and kind of business | Number of establishments | 1948 sales and receipts (Thousand dollars) | Active proprietors of unincorporated businesses Nov. 1948 | Paid employees, workweek ended nearest Nov. 15, 1948 | |
|--|--------------------------|---|--|--|-------------------------|
| | | | | Total employees ¹ | Full workweek employees |
| RETAIL TRADE, total..... | 339 | 15,133 | 345 | 716 | 509 |
| Food group..... | 71 | 2,685 | 77 | 86 | 57 |
| Eating and drinking places..... | 47 | 586 | 50 | 120 | 70 |
| General merchandise grp, general stores | 21 | 994 | 20 | 81 | 51 |
| Apparel group..... | 11 | 471 | 12 | 28 | 15 |
| Furniture-home furnishings-appliance grp | 21 | 773 | 21 | 29 | 29 |
| Automotive group..... | 26 | 2,563 | 30 | 128 | 109 |
| Gasoline service stations..... | 55 | 1,004 | 57 | 43 | 19 |
| Lumber-building-hardware group..... | 27 | 1,426 | 25 | 54 | 47 |
| Drug and proprietary stores..... | 9 | 464 | 10 | 30 | 22 |
| All other retail stores..... | 51 | 4,167 | 43 | 117 | 90 |
| WHOLESALE TRADE, total..... | 29 | 4,770 | 33 | 78 | x |
| Merchant wholesalers..... | 13 | 2,548 | 14 | 54 | x |
| Other types of wholesale..... | 16 | 2,222 | 19 | 24 | x |
| SELECTED SERVICE TRADES, 2/total..... | 74 | 452 | 78 | 84 | 70 |
| Personal services..... | 41 | 310 | 44 | 68 | 57 |
| All other service trades..... | 33 | 142 | 34 | 16 | 13 |
| TOURIST COURTS AND CAMPS..... | 5 | 20 | 5 | 1 | 1 |

x Not available.

1/ Includes employees paid for less than the full workweek.

2/ See General Description on last page for change from the 1939 Census of Business in the coverage of Service Trades.

Table 2.—CENSUS OF BUSINESS PRELIMINARY RESULTS FOR 1948 FOR CITIES OF 2,500 INHABITANTS OR MORE

BARRY COUNTY, MO.

(Data omitted for trade groups where necessary to avoid disclosure)

| City and trade group ¹ | Number of establishments | 1948 sales and receipts (Thousand dollars) | Active proprietors of unincorporated businesses Nov. 1948 | Paid employees, workweek ended nearest Nov. 15, 1948 | |
|-----------------------------------|--------------------------|---|--|--|-------------------------|
| | | | | Total employees ² | Full workweek employees |
| Monett: (part) | | | | | |
| Retail trade..... | 104 | 6,611 | 108 | 382 | 267 |
| Selected service trades... | 28 | 225 | 30 | 48 | 44 |
| Remainder of county: | | | | | |
| Retail trade..... | 235 | 8,522 | 237 | 334 | 242 |
| Selected service trades... | 46 | 227 | 48 | 36 | 26 |

¹/ See General Description on this page for changes from the 1939 Census of Business in the coverage of Service Trades.

²/ Includes employees paid for less than the full workweek.

GENERAL DESCRIPTION OF PRELIMINARY RELEASES FOR THE 1948 CENSUS OF BUSINESS

This series of releases, of which one is planned for each county in the United States, presents preliminary results of the 1948 Census of Business. The information is based on reports submitted by business establishments for that Census. The figures shown are preliminary, and are subject to revision in the final Census publications, but the changes are expected to be relatively minor with respect to coverage. The final Census figures will be issued in a series of Business Census bulletins which will show additional detailed kind-of-business information for all places where there are a sufficient number of establishments.

The 1948 Census of Business was taken under the provision of the Act of June 19, 1948, which provides that the Business Census be taken for 1948 and for each fifth year thereafter. Previous Business Censuses were taken for the years 1929, 1933, 1935, and 1939.

Scope of the Census.—The 1948 Census of Business covered all establishments in the following trades, as defined by the Standard Industrial Classification Manual, May 1949 issue, of the Executive Office of the President: all retail trades; all wholesale trades; all service trades in the following four groups—personal services, business services, automobile repairs and services, and miscellaneous repair services; hotels; tourist courts and camps; and amusements, including motion picture theaters. Some important services not covered are radio broadcasting and television, medical and health, legal, educational, nonprofit, accounting, and domestic services.

This coverage is similar to that of the 1939 Business Census. However, "custom trade" and "services incidental to transportation," which are no longer included in the standard classification of the service trades, are not covered by the 1948 Census. In a number of localities, these exclusions as well as other changes in the standard classification may have

a considerable effect in comparing 1948 with 1939 data, particularly with respect to establishment count.

Establishment definition.—For Census purposes, a business establishment is defined to include only enterprises conducted from a recognizable place of business, provided that the annual sales were in excess of \$5,000 for a wholesale trade establishment and \$500 for establishments in other trades. A detailed analysis of coverage will be provided in future Census of Business publications.

"Number of establishments" is the number of separate business locations, rather than the number of business companies or organizations, since the Census figures represent information reported separately for each business location or establishment. The establishment count reflects the number of places in business at the end of 1948 excluding administrative and executive offices of multiunit organizations, and "chain store" warehouses.

Sales and receipts.—"1948 sales and receipts" represents sales of merchandise and receipts from repairs and other services to customers. The figures reflect deductions for returned goods and allowances, but not for trade-in allowances; they exclude sales and excise taxes collected from customers and paid directly to any taxing agency.

Proprietors.—"Active proprietors..." represents owners and partners of unincorporated businesses who devoted the major portion of their time to the business in November 1948.

Employment.—"Number of paid employees..." represents all employees on the pay roll for the pay period ending nearest November 15, 1948. "Full workweek" employees, whether regular or seasonal, are those who in the November 15 pay period were paid for working at least the number of hours typically worked in a week by employees of the reporting establishment.

1948 CENSUS OF BUSINESS

U. S. DEPARTMENT OF COMMERCE
BUREAU OF THE CENSUS

RETAIL, WHOLESALE, SERVICE TRADES

PRELIMINARY

For Release April 27, 1950

Release Series BC-1P- 24-006

BARTON COUNTY, MO.

Retail, wholesale, and service establishments located in Barton County, Missouri, showed a substantial expansion in dollar volume of trade from 1939 to 1948 according to preliminary figures from the 1948 Census of Business released today by the Bureau of the Census, U. S. Department of Commerce.

Retail sales in the county during 1948 aggregated \$8.1 million, an increase of 268 percent over the \$2.2 million in 1939, when the preceding Census of Business was taken. Wholesale sales in the county reached a total of \$4.3 million in 1948 as compared with \$1.3 million in 1939. The service trades included in the Census of Business recorded receipts totaling \$247,000 in 1948 compared with \$102,000 in 1939.

Employment in the county also rose over the 9-year period between 1939 and 1948 for the above trades. Establishments in these trades reported a combined total of 412 paid employees for the workweek ended nearest November 15, 1948. This compared with a total of 277 employees reported for the week of November 15, 1939.

These preliminary figures have been derived from a Census report on Barton County, Missouri, which also includes data for the city of Lamar. Final figures, superseding the preliminary data for Barton County, will be included in a Bulletin for the State of Missouri to be issued in several months. Similar data will be made available this year in preliminary and final form for each of the counties and States. A single copy of the preliminary release for Barton County as well as an order blank for other area releases may be obtained by writing to the Bureau of the Census, Washington 25, D. C.

Table 1.—CENSUS OF BUSINESS PRELIMINARY RESULTS FOR 1948, BY TRADE GROUP

BARTON COUNTY, MO.

| Trade group and kind of business | Number of establishments | 1948 sales and receipts (Thousand dollars) | Active proprietors of unincorporated businesses Nov. 1948 | Paid employees, workweek ended nearest Nov. 15, 1948 | |
|---|--------------------------|---|--|--|-------------------------|
| | | | | Total employees ¹ | Full workweek employees |
| RETAIL TRADE, total..... | 195 | 8,071 | 212 | 325 | 266 |
| Food group..... | 39 | 1,551 | 41 | 61 | 43 |
| Eating and drinking places..... | 21 | 244 | 25 | 41 | 31 |
| General merchandise grp, general stores | 21 | 583 | 22 | 25 | 18 |
| Apparel group..... | 7 | 227 | 7 | 16 | 14 |
| Furniture=home furnishgs=appliance grp | 8 | 269 | 8 | 9 | 8 |
| Automotive group..... | 14 | 1,105 | 16 | 51 | 50 |
| Gasoline service stations..... | 27 | 544 | 34 | 19 | 14 |
| Lumber=building=hardware group..... | 25 | 1,661 | 25 | 60 | 56 |
| Drug and proprietary stores..... | 7 | 273 | 9 | 12 | 9 |
| All other retail stores..... | 26 | 1,614 | 25 | 31 | 23 |
| WHOLESALE TRADE..... | 24 | 4,314 | 21 | 66 | x |
| SELECTED SERVICE TRADES, ² /total..... | 56 | 247 | 62 | 21 | 21 |
| Personal services..... | 27 | 139 | 31 | 17 | 17 |
| All other service trades..... | 29 | 108 | 31 | 4 | 4 |

x Not available.

¹/ Includes employees paid for less than the full workweek.

²/ See General Description on last page for changes from the 1939 Census of Business in the coverage of Service Trades.

Table 2.—CENSUS OF BUSINESS PRELIMINARY RESULTS FOR 1948 FOR CITIES OF 2,500 INHABITANTS OR MORE

BARTON COUNTY, MO.

(Data omitted for trade groups where necessary to avoid disclosure)

| City and trade group ¹ | Number of establishments | 1948 sales and receipts (Thousand dollars) | Active proprietors of unincorporated businesses Nov. 1948 | Paid employees, workweek ended nearest Nov. 15, 1948 | |
|-----------------------------------|--------------------------|---|--|--|-------------------------|
| | | | | Total employees ² | Full workweek employees |
| Lamar: | | | | | |
| Retail trade..... | 83 | 4,595 | 91 | 195 | 178 |
| Selected service trades... | 29 | 167 | 32 | 18 | 18 |
| Remainder of county: | | | | | |
| Retail trade..... | 112 | 3,476 | 121 | 130 | 88 |
| Selected service trades... | 27 | 80 | 30 | 3 | 3 |

1/ See General Description on this page for changes from the 1939 Census of Business in the coverage of Service Trades.

2/ Includes employees paid for less than the full workweek.

GENERAL DESCRIPTION OF PRELIMINARY RELEASES FOR THE 1948 CENSUS OF BUSINESS

This series of releases, of which one is planned for each county in the United States, presents preliminary results of the 1948 Census of Business. The information is based on reports submitted by business establishments for that Census. The figures shown are preliminary, and are subject to revision in the final Census publications, but the changes are expected to be relatively minor with respect to coverage. The final Census figures will be issued in a series of Business Census bulletins which will show additional detailed kind-of-business information for all places where there are a sufficient number of establishments.

The 1948 Census of Business was taken under the provision of the Act of June 19, 1948, which provides that the Business Census be taken for 1948 and for each fifth year thereafter. Previous Business Censuses were taken for the years 1929, 1933, 1935, and 1939.

Scope of the Census.—The 1948 Census of Business covered all establishments in the following trades, as defined by the Standard Industrial Classification Manual, May 1949 issue, of the Executive Office of the President: all retail trades; all wholesale trades; all service trades in the following four groups—personal services, business services, automobile repairs and services, and miscellaneous repair services; hotels; tourist courts and camps; and amusements, including motion picture theaters. Some important services not covered are radio broadcasting and television, medical and health, legal, educational, nonprofit, accounting, and domestic services.

This coverage is similar to that of the 1939 Business Census. However, "custom trades" and "services incidental to transportation," which are no longer included in the standard classification of the service trades, are not covered by the 1948 Census. In a number of localities, these exclusions as well as other changes in the standard classification may have

a considerable effect in comparing 1948 with 1939 data, particularly with respect to establishment count.

Establishment definition.—For Census purposes, a business establishment is defined to include only enterprises conducted from a recognizable place of business, provided that the annual sales were in excess of \$5,000 for a wholesale trade establishment and \$500 for establishments in other trades. A detailed analysis of coverage will be provided in future Censuses of Business publications.

"Number of establishments" is the number of separate business locations, rather than the number of business companies or organizations, since the Census figures represent information reported separately for each business location or establishment. The establishment count reflects the number of places in business at the end of 1948 excluding administrative and executive offices of multiunit organizations, and "chain store" warehouses.

Sales and receipts.—"1948 sales and receipts" represents sales of merchandise and receipts from repairs and other services to customers. The figures reflect deductions for returned goods and allowances, but not for trade-in allowances; they exclude sales and excise taxes collected from customers and paid directly to any taxing agency.

Proprietors.—"Active proprietors..." represents owners and partners of unincorporated businesses who devoted the major portion of their time to the business in November 1948.

Employment.—"Number of paid employees..." represents all employees on the pay roll for the pay period ending nearest November 15, 1948. "Full workweek" employees, whether regular or seasonal, are those who in the November 15 pay period were paid for working at least the number of hours typically worked in a week by employees of the reporting establishment.

1948 CENSUS OF BUSINESS

RETAIL, WHOLESALE, SERVICE TRADES

U. S. DEPARTMENT OF COMMERCE
BUREAU OF THE CENSUS

PRELIMINARY

For Release April 24, 1950

Release Series BC-1P- 24-007

BATES COUNTY, MO.

Retail, wholesale, and service establishments located in Bates County, Missouri, showed a substantial expansion in dollar volume of trade from 1939 to 1948 according to preliminary figures from the 1948 Census of Business released today by the Bureau of the Census, U. S. Department of Commerce.

Retail sales in the county during 1948 aggregated \$11.2 million, an increase of 239 percent over the \$3.3 million in 1939, when the preceding Census of Business was taken. Wholesale sales in the county reached a total of \$5.2 million in 1948 as compared with \$1.7 million in 1939. The service trades included in the Census of Business recorded receipts totaling \$437,000 in 1948 compared with \$171,000 in 1939.

Employment in the county also rose over the 9-year period between 1939 and 1948 for the above trades. Establishments in these trades reported a combined total of 647 paid employees for the workweek ended nearest November 15, 1948. This compared with a total of 401 employees reported for the week of November 15, 1939.

These preliminary figures have been derived from a Census report on Bates County, Missouri, which also includes data for the city of Butler. Final figures, superseding the preliminary data for Bates County, will be included in a Bulletin for the State of Missouri to be issued in several months. Similar data will be made available this year in preliminary and final form for each of the counties and States. A single copy of the preliminary release for Bates County as well as an order blank for other area releases may be obtained by writing to the Bureau of the Census, Washington 25, D. C.

Table 1.—CENSUS OF BUSINESS PRELIMINARY RESULTS FOR 1948, BY TRADE GROUP
BATES COUNTY, MO.

| Trade group and kind of business | Number of establishments | 1948 sales and receipts (Thousand dollars) | Active proprietors of unincorporated businesses Nov. 1948 | Paid employees, workweek ended nearest Nov. 15, 1948 | |
|---|--------------------------|---|--|--|-------------------------|
| | | | | Total employees ¹ | Full workweek employees |
| RETAIL TRADE, total..... | 274 | 11,249 | 296 | 549 | 435 |
| Food group..... | 47 | 2,077 | 56 | 79 | 60 |
| Eating and drinking places..... | 44 | 660 | 53 | 95 | 73 |
| General merchandise grp, general stores. | 30 | 1,632 | 35 | 73 | 55 |
| Apparel group..... | 9 | 226 | 10 | 15 | 10 |
| Furniture-home furnishings-appliance grp. | 9 | 281 | 10 | 9 | 9 |
| Automotive group..... | 15 | 2,141 | 12 | 93 | 91 |
| Gasoline service stations..... | 46 | 1,003 | 50 | 50 | 40 |
| Lumber-building-hardware group..... | 27 | 1,566 | 29 | 62 | 46 |
| Drug and proprietary stores..... | 9 | 411 | 9 | 34 | 23 |
| All other retail stores..... | 38 | 1,252 | 32 | 39 | 28 |
| WHOLESALE TRADE, total..... | 32 | 5,160 | 28 | 62 | x |
| Merchant wholesalers..... | 5 | 419 | 5 | 10 | x |
| Other types of wholesale..... | 27 | 4,741 | 23 | 52 | x |
| SELECTED SERVICE TRADES, ² /total..... | 87 | 437 | 92 | 36 | 28 |
| Personal services..... | 45 | 253 | 48 | 23 | 17 |
| All other service trades..... | 42 | 184 | 44 | 13 | 11 |
| AMUSEMENTS..... | 15 | 194 | 12 | 31 | x |

x Not available.

¹/includes employees paid for less than the full workweek.

²/See General Description on last page for changes from the 1939 Census of Business in the coverage of Service Trades.

Table 2.—CENSUS OF BUSINESS PRELIMINARY RESULTS FOR 1948 FOR CITIES OF 2,500 INHABITANTS OR MORE

BATES COUNTY, MO.

(Data omitted for trade groups where necessary to avoid disclosure)

| City and trade group ¹ | Number of establishments | 1948 sales and receipts (Thousand dollars) | Active proprietors of unincorporated businesses Nov. 1948 | Paid employees, workweek ended nearest Nov. 15, 1948 | |
|-----------------------------------|--------------------------|---|--|--|-------------------------|
| | | | | Total employees ² | Full workweek employees |
| Butler: | | | | | |
| Retail trade..... | 98 | 6,933 | 104 | 359 | 315 |
| Selected service trades... | 30 | 190 | 32 | 24 | 20 |
| Remainder of county: | | | | | |
| Retail trade..... | 176 | 4,316 | 192 | 190 | 120 |
| Selected service trades... | 57 | 247 | 60 | 12 | 8 |

¹/ See General Description on this page for changes from the 1939 Census of Business in the coverage of Service Trades.

²/ Includes employees paid for less than the full workweek.

GENERAL DESCRIPTION OF PRELIMINARY RELEASES FOR THE 1948 CENSUS OF BUSINESS

This series of releases, of which one is planned for each county in the United States, presents preliminary results of the 1948 Census of Business. The information is based on reports submitted by business establishments for that Census. The figures shown are preliminary, and are subject to revision in the final Census publications, but the changes are expected to be relatively minor with respect to coverage. The final Census figures will be issued in a series of Business Census bulletins which will show additional detailed kind-of-business information for all places where there are a sufficient number of establishments.

The 1948 Census of Business was taken under the provision of the Act of June 19, 1948, which provides that the Business Census be taken for 1948 and for each fifth year thereafter. Previous Business Censuses were taken for the years 1929, 1933, 1935, and 1939.

Scope of the Census.—The 1948 Census of Business covered all establishments in the following trades, as defined by the Standard Industrial Classification Manual, May 1949 issue, of the Executive Office of the President: all retail trades; all wholesale trades; all service trades in the following four groups—personal services, business services, automobile repairs and services, and miscellaneous repair services; hotels; tourist courts and camps; and amusements, including motion picture theaters. Some important services not covered are radio broadcasting and television, medical and health, legal, educational, nonprofit, accounting, and domestic services.

This coverage is similar to that of the 1939 Business Census. However, "custom trade" and "services incidental to transportation," which are no longer included in the standard classification of the service trades, are not covered by the 1948 Census. In a number of localities, these exclusions as well as other changes in the standard classification may have

a considerable effect in comparing 1948 with 1939 data, particularly with respect to establishment count.

Establishment definition.—For Census purposes, a business establishment is defined to include only enterprises conducted from a recognizable place of business, provided that the annual sales were in excess of \$5,000 for a wholesale trade establishment and \$500 for establishments in other trades. A detailed analysis of coverage will be provided in future Census of Business publications.

"Number of establishments" is the number of separate business locations, rather than the number of business companies or organizations, since the Census figures represent information reported separately for each business location or establishment. The establishment count reflects the number of places in business at the end of 1948 excluding administrative and executive offices of multiunit organizations, and "chain store" warehouses.

Sales and receipts.—"1948 sales and receipts" represents sales of merchandise and receipts from repairs and other services to customers. The figures reflect deductions for returned goods and allowances, but not for trade-in allowances; they exclude sales and excise taxes collected from customers and paid directly to any taxing agency.

Proprietors.—"Active proprietors..." represents owners and partners of unincorporated businesses who devoted the major portion of their time to the business in November 1948.

Employment.—"Number of paid employees..." represents all employees on the pay roll for the pay period ending nearest November 15, 1948. "Full workweek" employees, whether regular or seasonal, are those who in the November 15 pay period were paid for working at least the number of hours typically worked in a week by employees of the reporting establishment.

1948 CENSUS OF BUSINESS

RETAIL, WHOLESALE, SERVICE TRADES

U. S. DEPARTMENT OF COMMERCE
BUREAU OF THE CENSUS

PRELIMINARY

For Release May 8, 1950

Release Series BC-1P-24-008

BENTON COUNTY, MO.

Retail, wholesale, and service establishments located in Benton County, Missouri, showed a substantial expansion in dollar volume of trade from 1939 to 1948 according to preliminary figures from the 1948 Census of Business released today by the Bureau of the Census, U. S. Department of Commerce.

Retail sales in the county during 1948 aggregated \$6.0 million, an increase of 275 percent over the \$1.6 million in 1939, when the preceding Census of Business was taken. Wholesale sales in the county reached a total of \$743,000 in 1948 as compared with \$416,000 in 1939. The service trades included in the Census of Business recorded receipts totaling \$86,000 in 1948 compared with \$52,000 in 1939.

Employment in the county also rose over the 9-year period between 1939 and 1948 for the above trades. Establishments in these trades reported a combined total of 251 paid employees for the workweek ended nearest November 15, 1948. This compared with a total of 143 employees reported for the week of November 15, 1939.

These preliminary figures have been derived from a Census report on Benton County, Missouri. Final figures, superseding the preliminary data for Benton County, will be included in a Bulletin for the State of Missouri to be issued in several months. Similar data will be made available this year in preliminary and final form for each of the counties and States. A single copy of the preliminary release for Benton County as well as an order blank for other area releases may be obtained by writing to the Bureau of the Census, Washington 25, D. C.

Table 1.—CENSUS OF BUSINESS PRELIMINARY RESULTS FOR 1948, BY TRADE GROUP
BENTON COUNTY, MO.

| Trade group and kind of business | Number of establishments | 1948 sales and receipts (Thousand dollars) | Active proprietors of unincorporated businesses Nov. 1948 | Paid employees, workweek ended nearest Nov. 15, 1948 | |
|---|--------------------------|---|--|--|-------------------------|
| | | | | Total employees ¹ | Full workweek employees |
| RETAIL TRADE, total..... | 165 | 6,007 | 162 | 234 | 180 |
| Food group..... | 36 | 1,169 | 35 | 24 | 21 |
| Eating and drinking places..... | 20 | 347 | 22 | 45 | 24 |
| General merchandise grp, general stores. | 13 | 237 | 13 | 5 | 4 |
| Apparel group..... | 6 | 146 | 5 | 10 | 7 |
| Furniture-home furnishgs-appliance grp. | 10 | 455 | 10 | 16 | 13 |
| Automotive group..... | 10 | 427 | 13 | 33 | 25 |
| Gasoline service stations..... | 21 | 267 | 20 | 9 | 5 |
| Lumber-building-hardware group..... | 20 | 896 | 16 | 40 | 37 |
| Drug and proprietary stores..... | 7 | 222 | 8 | 10 | 8 |
| All other retail stores..... | 22 | 1,841 | 20 | 42 | 36 |
| WHOLESALE TRADE..... | 9 | 743 | 12 | 9 | x |
| SELECTED SERVICE TRADES, ^{2/} total..... | 23 | 86 | 26 | 8 | 8 |
| Personal services..... | 14 | 65 | 14 | 6 | 6 |
| All other service trades..... | 9 | 21 | 12 | 2 | 2 |
| TOURIST COURTS AND CAMPS..... | 8 | 12 | 9 | - | - |

x Not available.

1/ Includes employees paid for less than the full workweek.

2/ See General Description on this page for changes from the 1939 Census of Business in the coverage of Service Trades.

GENERAL DESCRIPTION OF PRELIMINARY RELEASES FOR THE 1948 CENSUS OF BUSINESS

This series of releases, of which one is planned for each county in the United States, presents preliminary results of the 1948 Census of Business. The information is based on reports submitted by business establishments for that Census. The figures shown are preliminary, and are subject to revision in the final Census publications, but the changes are expected to be relatively minor with respect to coverage. The final Census figures will be issued in a series of Business Census bulletins which will show additional detailed kind-of-business information for all places where there are a sufficient number of establishments.

The 1948 Census of Business was taken under the provision of the Act of June 19, 1948, which provides that the Business Census be taken for 1948 and for each fifth year thereafter. Previous Business Censuses were taken for the years 1929, 1933, 1935, and 1939.

Scope of the Census.—The 1948 Census of Business covered all establishments in the following trades, as defined by the Standard Industrial Classification Manual, May 1949 issue, of the Executive Office of the President: all retail trades; all wholesale trades; all service trades in the following four groups—personal services, business services, automobile repairs and services, and miscellaneous repair services; hotels; tourist courts and camps; and amusements, including motion picture theaters. Some important services not covered are radio broadcasting and television, medical and health, legal, educational, nonprofit, accounting, and domestic services.

This coverage is similar to that of the 1939 Business Census. However, "custom trades" and "services incidental to transportation," which are no longer included in the standard classification of the service trades, are not covered by the 1948 Census. In a number of localities, these exclusions as well as

other changes in the standard classification may have a considerable effect in comparing 1948 with 1939 data, particularly with respect to establishment count.

Establishment definition.—For Census purposes, a business establishment is defined to include only enterprises conducted from a recognizable place of business, provided that the annual sales were in excess of \$5,000 for a wholesale trade establishment and \$500 for establishments in other trades. A detailed analysis of coverage will be provided in future Censuses of Business publications.

"Number of establishments" is the number of separate business locations, rather than the number of business companies or organizations, since the Census figures represent information reported separately for each business location or establishment. The establishment count reflects the number of places in business at the end of 1948 excluding administrative and executive offices of multiunit organizations, and "chain store" warehouses.

Sales and receipts.—"1948 sales and receipts" represents sales of merchandise and receipts from repairs and other services to customers. The figures reflect deductions for returned goods and allowances, but not for trade-in allowances; they exclude sales and excise taxes collected from customers and paid directly to any taxing agency.

Proprietors.—"Active proprietors..." represents owners and partners of unincorporated businesses who devoted the major portion of their time to the business in November 1948.

Employment.—"Number of paid employees..." represents all employees on the pay roll for the pay period ending nearest November 15, 1948. "Full workweek" employees, whether regular or seasonal, are those who in the November 15 pay period were paid for working at least the number of hours typically worked in a week by employees of the reporting establishment.

1948 CENSUS OF BUSINESS

U. S. DEPARTMENT OF COMMERCE
BUREAU OF THE CENSUS

RETAIL, WHOLESALE, SERVICE TRADES

PRELIMINARY

For Release April 24, 1950

Release Series BC-1P-24-009

BOLLINGER COUNTY, MO.

Retail and wholesale establishments located in Bollinger County, Missouri, showed a substantial expansion in dollar volume of trade from 1939 to 1948 according to preliminary figures from the 1948 Census of Business released today by the Bureau of the Census, U. S. Department of Commerce.

Retail sales in the county during 1948 aggregated \$3.0 million, an increase of 233 percent over the \$0.9 million in 1939, when the preceding Census of Business was taken. Wholesale sales in the county reached a total of \$796,000 in 1948 as compared with \$135,000 in 1939.

Employment in the county also rose over the 9-year period between 1939 and 1948 for the above trades. Establishments in these trades reported a combined total of 121 paid employees for the workweek ended nearest November 15, 1948. This compared with a total of 61 employees for the week of November 15, 1939.

These preliminary figures have been derived from a Census report on Bollinger County, Missouri. Final figures, superseding the preliminary data for Bollinger County, will be included in a Bulletin for the State of Missouri to be issued in several months. Similar data will be made available this year in preliminary and final form for each of the counties and States. A single copy of the preliminary release for Bollinger County as well as an order blank for other area releases may be obtained by writing to the Bureau of the Census, Washington 25, D. C.

Table 1.—CENSUS OF BUSINESS PRELIMINARY RESULTS FOR 1948, BY TRADE GROUP

BOLLINGER COUNTY, MO.

| Trade group and kind of business | Number of establishments | 1948 sales and receipts (Thousand dollars) | Active proprietors of unincorporated businesses Nov. 1948 | Paid employees, workweek ended nearest Nov. 15, 1948 | |
|----------------------------------|--------------------------|---|--|--|-------------------------|
| | | | | Total employees ¹ | Full workweek employees |
| RETAIL TRADE, total..... | 137 | 2,991 | 143 | 105 | 84 |
| Food group..... | 55 | 747 | 58 | 12 | 5 |
| Eating and drinking places..... | 20 | 103 | 19 | 15 | 10 |
| Gasoline service stations..... | 18 | 150 | 18 | 6 | 4 |
| All other retail stores..... | 44 | 1,991 | 48 | 72 | 65 |
| WHOLESALE TRADE..... | 5 | 796 | 10 | 16 | x |

x Not available.

1/ Includes employees paid for less than the full workweek.

GENERAL DESCRIPTION OF PRELIMINARY RELEASES FOR THE 1948 CENSUS OF BUSINESS

This series of releases, of which one is planned for each county in the United States, presents preliminary results of the 1948 Census of Business. The information is based on reports submitted by business establishments for that Census. The figures shown are preliminary, and are subject to revision in the final Census publications, but the changes are expected to be relatively minor with respect to coverage. The final Census figures will be issued in a series of Business Census bulletins which will show additional detailed kind-of-business information for all places where there are a sufficient number of establishments.

The 1948 Census of Business was taken under the provision of the Act of June 19, 1948, which provides that the Business Census be taken for 1948 and for each fifth year thereafter. Previous Business Censuses were taken for the years 1929, 1933, 1935, and 1939.

Scope of the Census.—The 1948 Census of Business covered all establishments in the following trades, as defined by the Standard Industrial Classification Manual, May 1949 issue, of the Executive Office of the President: all retail trades; all wholesale trades; all service trades in the following four groups—personal services, business services, automobile repairs and services, and miscellaneous repair services; hotels; tourist courts and camps; and amusements, including motion picture theaters. Some important services not covered are radio broadcasting and television, medical and health, legal, educational, nonprofit, accounting, and domestic services.

This coverage is similar to that of the 1939 Business Census. However, "custom trades" and "services incidental to transportation," which are no longer included in the standard classification of the service trades, are not covered by the 1948 Census. In a number of localities, these exclusions as well as other changes in the standard classification may have a considerable effect in comparing

1948 with 1939 data, particularly with respect to establishment count.

Establishment definition.—For Census purposes, a business establishment is defined to include only enterprises conducted from a recognizable place of business, provided that the annual sales were in excess of \$5,000 for a wholesale trade establishment and \$500 for establishments in other trades. A detailed analysis of coverage will be provided in future Census of Business publications.

"Number of establishments" is the number of separate business locations, rather than the number of business companies or organizations, since the Census figures represent information reported separately for each business location or establishment. The establishment count reflects the number of places in business at the end of 1948 excluding administrative and executive offices of multiunit organizations, and "chain store" warehouses.

Sales and receipts.—"1948 sales and receipts" represents sales of merchandise and receipts from repairs and other services to customers. The figures reflect deductions for returned goods and allowances, but not for trade-in allowances; they exclude sales and excise taxes collected from customers and paid directly to any taxing agency.

Proprietors.—"Active proprietors..." represents owners and partners of unincorporated businesses who devoted the major portion of their time to the business in November 1948.

Employment.—"Number of paid employees..." represents all employees on the pay roll for the pay period ending nearest November 15, 1948. "Full workweek" employees, whether regular or seasonal, are those who in the November 15 pay period were paid for working at least the number of hours typically worked in a week by employees of the reporting establishment.

1948 CENSUS OF BUSINESS

U. S. DEPARTMENT OF COMMERCE
BUREAU OF THE CENSUS

RETAIL, WHOLESALE, SERVICE TRADES

PRELIMINARY

For Release May 4, 1950

Release Series BC-1P- 24-010

BOONE COUNTY, MO.

Retail, wholesale, and service establishments located in Boone County, Missouri, showed a substantial expansion in dollar volume of trade from 1939 to 1948 according to preliminary figures from the 1948 Census of Business released today by the Bureau of the Census, U. S. Department of Commerce.

Retail sales in the county during 1948 aggregated \$39.9 million, an increase of 230 percent over the \$12.1 million in 1939, when the preceding Census of Business was taken. Wholesale sales in the county reached a total of \$13.3 million in 1948 as compared with \$3.6 million in 1939. The service trades included in the Census of Business recorded receipts totaling \$2.2 million in 1948 compared with \$0.9 million in 1939.

Employment in the county also rose over the 9-year period between 1939 and 1948 for the above trades. Establishments in these trades reported a combined total of 3,286 paid employees for the workweek ended nearest November 15, 1948. This compared with a total of 2,143 employees reported for the week of November 15, 1939.

These preliminary figures have been derived from a Census report on Boone County, Missouri, which also includes data for the city of Columbia. Final figures, superseding the preliminary data for Boone County, will be included in a Bulletin for the State of Missouri to be issued in several months. Similar data will be made available this year in preliminary and final form for each of the counties and States. A single copy of the preliminary release for Boone County as well as an order blank for other area releases may be obtained by writing to the Bureau of the Census, Washington 25, D. C.

Table 1.—CENSUS OF BUSINESS PRELIMINARY RESULTS FOR 1948, BY TRADE GROUP
BOONE COUNTY, MO.

| Trade group and kind of business | Number of establishments | 1948 sales and receipts (Thousand dollars) | Active proprietors of unincorporated businesses Nov. 1948 | Paid employees, workweek ended nearest Nov. 15, 1948 | |
|---|--------------------------|---|--|--|-------------------------|
| | | | | Total employees ¹ | Full workweek employees |
| RETAIL TRADE, total..... | 470 | 39,914 | 445 | 2,498 | 1,805 |
| Food group..... | 86 | 7,731 | 87 | 270 | 201 |
| Eating and drinking places..... | 79 | 2,659 | 88 | 638 | 361 |
| General merchandise grp, general stores | 13 | 2,831 | 7 | 244 | 144 |
| Apparel group..... | 34 | 3,310 | 30 | 237 | 171 |
| Furniture-homefurnishgs appliance grp.. | 22 | 1,490 | 24 | 90 | 72 |
| Automotive group..... | 35 | 6,873 | 32 | 265 | 257 |
| Gasoline service stations..... | 74 | 2,049 | 68 | 86 | 65 |
| Lumber-building-hardware group..... | 35 | 3,784 | 33 | 176 | 142 |
| Drug and proprietary stores..... | 23 | 1,620 | 21 | 139 | 106 |
| All other retail stores..... | 69 | 7,567 | 55 | 353 | 286 |
| WHOLESALE TRADE, total..... | 41 | 13,264 | 27 | 300 | x |
| Merchant wholesalers..... | 21 | 9,417 | 16 | 220 | x |
| Other types of wholesale..... | 20 | 3,847 | 11 | 80 | x |
| SELECTED SERVICE TRADES, ² /total..... | 130 | 2,221 | 129 | 488 | 428 |
| Personal services..... | 88 | 1,749 | 90 | 424 | 388 |
| All other service trades..... | 42 | 472 | 39 | 64 | 40 |
| TOURIST COURTS AND CAMPS..... | 5 | 119 | 4 | 12 | 12 |

x Not available.

¹/ Includes employees paid for less than the full workweek.

²/ See General Description on last page for changes from the 1939 Census of Business in the coverage of Service Trades.

Table 2.—CENSUS OF BUSINESS PRELIMINARY RESULTS FOR 1948 FOR CITIES OF 2,500 INHABITANTS OR MORE
BOONE COUNTY, MO.

(Data omitted for trade groups where necessary to avoid disclosure)

| City and trade group ¹ | Number of establishments | 1948 sales and receipts (Thousand dollars) | Active proprietors of unincorporated businesses Nov. 1948 | Paid employees, workweek ended nearest Nov. 15, 1948 | |
|-----------------------------------|--------------------------|---|--|--|-------------------------|
| | | | | Total employees ² | Full workweek employees |
| Columbia: | | | | | |
| Retail trade..... | 318 | 33,478 | 292 | 2,241 | 1,601 |
| Wholesale trade..... | 36 | 8,637 | 26 | 253 | x |
| Selected service trades.. | 99 | 2,068 | 96 | 478 | 418 |
| Remainder of county: | | | | | |
| Retail trade..... | 152 | 6,436 | 153 | 257 | 204 |
| Wholesale trade..... | 5 | 4,627 | 1 | 47 | x |
| Selected service trades.. | 31 | 153 | 33 | 10 | 10 |

x Not available.

1/ See General Description on this page for changes from the 1939 Census of Business in the coverage of Service Trades.

2/ Includes employees paid for less than the full workweek.

GENERAL DESCRIPTION OF PRELIMINARY RELEASES FOR THE 1948 CENSUS OF BUSINESS

This series of releases, of which one is planned for each county in the United States, presents preliminary results of the 1948 Census of Business. The information is based on reports submitted by business establishments for that Census. The figures shown are preliminary, and are subject to revision in the final Census publications, but the changes are expected to be relatively minor with respect to coverage. The final Census figures will be issued in a series of Business Census bulletins which will show additional detailed kind-of-business information for all places where there are a sufficient number of establishments.

The 1948 Census of Business was taken under the provision of the Act of June 19, 1948, which provides that the Business Census be taken for 1948 and for each fifth year thereafter. Previous Business Censuses were taken for the years 1929, 1933, 1935, and 1939.

Scope of the Census.—The 1948 Census of Business covered all establishments in the following trades, as defined by the Standard Industrial Classification Manual, May 1949 issue, of the Executive Office of the President: all retail trades; all wholesale trades; all service trades in the following four groups—personal services, business services, automobile repairs and services, and miscellaneous repair services; hotels; tourist courts and camps; and amusements, including motion picture theaters. Some important services not covered are radio broadcasting and television, medical and health, legal, educational, nonprofit, accounting, and domestic services.

This coverage is similar to that of the 1939 Business Census. However, "custom trades" and "services incidental to transportation," which are no longer included in the standard classification of the service trades, are not covered by the 1948 Census. In a number of localities, these exclusions as well as

other changes in the standard classification may have a considerable effect in comparing 1948 with 1939 data, particularly with respect to establishment count.

Establishment definition.—For Census purposes, a business establishment is defined to include only enterprises conducted from a recognizable place of business, provided that the annual sales were in excess of \$5,000 for a wholesale trade establishment and \$500 for establishments in other trades. A detailed analysis of coverage will be provided in future Census of Business publications.

"Number of establishments" is the number of separate business locations, rather than the number of business companies or organizations, since the Census figures represent information reported separately for each business location or establishment. The establishment count reflects the number of places in business at the end of 1948 excluding administrative and executive offices of multiunit organizations, and "chain store" warehouses.

Sales and receipts.—"1948 sales and receipts" represents sales of merchandise and receipts from repairs and other services to customers. The figures reflect deductions for returned goods and allowances, but not for trade-in allowances; they exclude sales and excise taxes collected from customers and paid directly to any taxing agency.

Proprietors.—"Active proprietors..." represents owners and partners of unincorporated businesses who devoted the major portion of their time to the business in November 1948.

Employment.—"Number of paid employees..." represents all employees on the pay roll for the pay period ending nearest November 15, 1948. "Full workweek" employees, whether regular or seasonal, are those who in the November 15 pay period were paid for working at least the number of hours typically worked in a week by employees of the reporting establishment.

1948 CENSUS OF BUSINESS

RETAIL, WHOLESALE, SERVICE TRADES

U. S. DEPARTMENT OF COMMERCE
BUREAU OF THE CENSUS

PRELIMINARY

For Release May 8, 1950

Release Series BC-1P-24-011

BUCHANAN COUNTY, MO.

Retail, wholesale, and service establishments located in Buchanan County, Missouri, showed a substantial expansion in dollar volume of trade from 1939 to 1948 according to preliminary figures from the 1948 Census of Business released today by the Bureau of the Census, U. S. Department of Commerce.

Retail sales in the county during 1948 aggregated \$89.6 million, an increase of 193 percent over the \$30.6 million sales in 1939, when the preceding Census of Business was taken. Wholesale sales volume in the county showed a 322 percent rise over the same period, reaching a total of \$365.1 million in 1948 as compared with \$86.5 million in 1939. The service trades included in the Census of Business reported receipts totaling \$5.4 million in 1948 compared with \$2.1 million in 1939.

Employment in the county also rose over the 9-year period between 1939 and 1948 for the trades covered by the Census of Business. Retail trade establishments reported 5,719 paid employees for the workweek ended nearest November 15, 1948. Of these, 4,613 worked the full week, and the remainder part of the week. The comparable total and full workweek figures for 1939 were 4,484 and 3,556. Wholesale trade establishments reported a total of 2,800 full- and part-week employees for the week of November 15, 1948, compared with 2,163 for the same week in 1939. For the selected service trades, November 15, 1948, paid employees numbered 1,074; the comparable figure for 1939, adjusted for change in scope between the two Censuses, was 864.

These preliminary figures have been derived from a Census report on Buchanan County, Missouri. The report also contains data for the city of St. Joseph.

Final figures, superseding the preliminary data for Buchanan County, will be included in a Bulletin for the State of Missouri to be issued in several months. Similar data will be made available this year in preliminary and final form for each of the counties and States. A single copy of the preliminary release for Buchanan County as well as an order blank for other area releases may be obtained by writing to the Bureau of the Census, Washington 25, D. C.

Table 1.—CENSUS OF BUSINESS PRELIMINARY RESULTS FOR 1948, BY TRADE GROUP

BUCHANAN COUNTY, MO.

| Trade group and kind of business | Number of establishments | 1948 sales and receipts (Thousand dollars) | Active proprietors of unincorporated businesses Nov. 1948 | Paid employees, workweek ended nearest Nov. 15, 1948 | |
|---|--------------------------|---|--|--|-------------------------|
| | | | | Total employees ¹ | Full workweek employees |
| RETAIL TRADE, total..... | 1,183 | 89,585 | 1,146 | 5,719 | 4,613 |
| Food group..... | 280 | 19,520 | 288 | 704 | 491 |
| Eating and drinking places..... | 266 | 6,807 | 279 | 1,017 | 765 |
| General merchandise grp, general stores | .16 | 10,574 | 7 | 1,063 | 845 |
| Apparel group..... | 78 | 8,405 | 51 | 621 | 510 |
| Furniture-home furnishgs-appliance grp | 48 | 4,943 | 43 | 262 | 238 |
| Automotive group..... | 66 | 14,448 | 57 | 534 | 513 |
| Gasoline service stations..... | 132 | 3,394 | 134 | 162 | 106 |
| Lumber-building-hardware group..... | 76 | 7,841 | 70 | 471 | 401 |
| Drug and proprietary stores..... | 56 | 4,747 | 46 | 448 | 371 |
| All other retail stores..... | 165 | 8,906 | 171 | 437 | 373 |
| WHOLESALE TRADE, total..... | 227 | 365,060 | 187 | 2,800 | x |
| Merchant wholesalers, total..... | 124 | 107,575 | 80 | 2,281 | x |
| Groceries, foods..... | 32 | 31,036 | 22 | 534 | x |
| Hardware, elec'l, plum'g and heat'g. | 10 | 17,705 | 4 | 490 | x |
| Mach'y, equip't, industrial supplies. | 14 | 2,265 | 5 | 119 | x |
| Farm products, inedible..... | 13 | 24,591 | 13 | 160 | x |
| All other merchant wholesalers..... | 55 | 31,978 | 36 | 978 | x |
| Manufact'rs' sales branches, offices.. | 15 | 4,387 | - | 120 | x |
| Petroleum bulk plants, terminals..... | 18 | 8,046 | 31 | 98 | x |
| Agents, brokers (merchandise)..... | 36 | 212,219 | 47 | 196 | x |
| Assemblers of farm products..... | 34 | 32,833 | 29 | 105 | x |
| SELECTED SERVICE TRADES, ² /total..... | 377 | 5,445 | 375 | 1,074 | 965 |
| Personal services..... | 200 | 2,760 | 198 | 712 | 656 |
| Business services..... | 32 | 703 | 22 | 129 | 98 |
| Automotive repairs and services..... | 82 | 1,487 | 89 | 173 | 163 |
| Other repair services..... | 63 | 495 | 66 | 60 | 48 |
| TOURIST COURTS AND CAMPS..... | 11 | 107 | 11 | 6 | 6 |
| AMUSEMENTS..... | 33 | 1,566 | 25 | 223 | x |

x Not available.

¹/ Includes employees paid for less than the full workweek.²/ See General Description on last page for changes from the 1939 Census of Business in the coverage of Service Trades.

Table 2.—CENSUS OF BUSINESS PRELIMINARY RESULTS FOR 1948 FOR CITIES OF 2,500 INHABITANTS OR MORE
BUCHANAN COUNTY, MO.

(Data omitted for trade groups where necessary to avoid disclosure)

| City and trade group ¹ | Number of establishments | 1948 sales and receipts (Thousand dollars) | Active proprietors of unincorporated businesses Nov. 1948 | Paid employees, workweek ended nearest Nov. 15, 1948 | |
|-----------------------------------|--------------------------|---|--|--|-------------------------|
| | | | | Total employees ² | Full workweek employees |
| St. Joseph: | | | | | |
| Retail trade..... | 981 | 81,295 | 944 | 5,358 | 4,350 |
| Wholesale trade..... | 151 | 122,613 | 101 | 2,443 | x |
| Selected service trades... | 360 | 5,364 | 357 | 1,069 | 961 |
| Amusements..... | 25 | 1,316 | 17 | 195 | x |
| Remainder of county: | | | | | |
| Retail trade..... | 202 | 8,290 | 202 | 361 | 263 |
| Wholesale trade..... | 76 | 242,447 | 86 | 357 | x |
| Selected service trades... | 17 | 81 | 18 | 5 | 4 |
| Amusements..... | 8 | 250 | 8 | 28 | x |

x Not available.

1/ See General Description on this page for changes from the 1939 Census of Business in the coverage of Service Trades.

2/ Includes employees paid for less than the full workweek.

GENERAL DESCRIPTION OF PRELIMINARY RELEASES FOR THE 1948 CENSUS OF BUSINESS

This series of releases, of which one is planned for each county in the United States, presents preliminary results of the 1948 Census of Business. The information is based on reports submitted by business establishments for that Census. The figures shown are preliminary, and are subject to revision in the final Census publications, but the changes are expected to be relatively minor with respect to coverage. The final Census figures will be issued in a series of Business Census bulletins which will show additional detailed kind-of-business information for all places where there are a sufficient number of establishments.

The 1948 Census of Business was taken under the provision of the Act of June 19, 1948, which provides that the Business Census be taken for 1948 and for each fifth year thereafter. Previous Business Censuses were taken for the years 1929, 1933, 1935, and 1939.

Scope of the Census.—The 1948 Census of Business covered all establishments in the following trades, as defined by the Standard Industrial Classification Manual, May 1949 issue, of the Executive Office of the President: all retail trades; all wholesale trades; all service trades in the following four groups—personal services, business services, automobile repairs and services, and miscellaneous repair services; hotels; tourist courts and camps; and amusements, including motion picture theaters. Some important services not covered are radio broadcasting and television, medical and health, legal, educational, nonprofit, accounting, and domestic services.

This coverage is similar to that of the 1939 Business Census. However, "custom trades" and "services incidental to transportation," which are no longer included in the standard classification of the service trades, are not covered by the 1948 Census. In a number of localities, these exclusions as well as

other changes in the standard classification may have a considerable effect in comparing 1948 with 1939 data, particularly with respect to establishment count.


Establishment definition.—For Census purposes, a business establishment is defined to include only enterprises conducted from a recognizable place of business, provided that the annual sales were in excess of \$5,000 for a wholesale trade establishment and \$500 for establishments in other trades. A detailed analysis of coverage will be provided in future Census of Business publications.

"Number of establishments" is the number of separate business locations, rather than the number of business companies or organizations, since the Census figures represent information reported separately for each business location or establishment. The establishment count reflects the number of places in business at the end of 1948 excluding administrative and executive offices of multiunit organizations, and "chain store" warehouses.

Sales and receipts.—"1948 sales and receipts" represents sales of merchandise and receipts from repairs and other services to customers. The figures reflect deductions for returned goods and allowances, but not for trade-in allowances; they exclude sales and excise taxes collected from customers and paid directly to any taxing agency.

Proprietors.—"Active proprietors..." represents owners and partners of unincorporated businesses who devoted the major portion of their time to the business in November 1948.

Employment.—"Number of paid employees..." represents all employees on the pay roll for the pay period ending nearest November 15, 1948. "Full workweek" employees, whether regular or seasonal, are those who in the November 15 pay period were paid for working at least the number of hours typically worked in a week by employees of the reporting establishment.



1948 CENSUS OF BUSINESS

RETAIL, WHOLESALE, SERVICE TRADES

U. S. DEPARTMENT OF COMMERCE
BUREAU OF THE CENSUS

PRELIMINARY

For Release April 24, 1950

Release Series BC-1P-24-012

BUTLER COUNTY, MO.

Retail, wholesale, and service establishments located in Butler County, Missouri, showed a substantial expansion in dollar volume of trade from 1939 to 1948 according to preliminary figures from the 1948 Census of Business released today by the Bureau of the Census, U. S. Department of Commerce.

Retail sales in the county during 1948 aggregated \$23.1 million, an increase of 285 percent over the \$6.0 million in 1939, when the preceding Census of Business was taken. Wholesale sales in the county reached a total of \$10.2 million in 1948 as compared with \$3.8 million in 1939. The service trades included in the Census of Business recorded receipts totaling \$660,000 in 1948 compared with \$228,000 in 1939.

Employment in the county also rose over the 9-year period between 1939 and 1948 for the above trades. Establishments in these trades reported a combined total of 1,703 paid employees for the workweek ended nearest November 15, 1948. This compared with a total of 1,010 employees reported for the week of November 15, 1939.

These preliminary figures have been derived from a Census report on Butler County, Missouri, which also includes data for the city of Poplar Bluff. Final figures, superseding the preliminary data for Butler County, will be included in a Bulletin for the State of Missouri to be issued in several months. Similar data will be made available this year in preliminary and final form for each of the counties and States. A single copy of the preliminary release for Butler County as well as an order blank for other area releases may be obtained by writing to the Bureau of the Census, Washington 25, D. C.

Table 1.—CENSUS OF BUSINESS PRELIMINARY RESULTS FOR 1948, BY TRADE GROUP

BUTLER COUNTY, MO.

| Trade group and kind of business | Number of establishments | 1948 sales and receipts (Thousand dollars) | Active proprietors of unincorporated businesses Nov. 1948 | Paid employees, workweek ended nearest Nov. 15, 1948 | |
|---|--------------------------|---|--|--|-------------------------|
| | | | | Total employees ¹ | Full workweek employees |
| RETAIL TRADE, total..... | 495 | 23,079 | 471 | 1,286 | 990 |
| Food group..... | 157 | 4,929 | 156 | 140 | 91 |
| Eating and drinking places..... | 91 | 1,432 | 85 | 192 | 157 |
| General merchandise grp, general stores | 41 | 3,828 | 41 | 285 | 155 |
| Apparel group..... | 20 | 1,383 | 14 | 103 | 84 |
| Furniture-home furnishgs-appliance grp | 18 | 1,114 | 22 | 69 | 64 |
| Automotive group..... | 30 | 4,871 | 33 | 205 | 196 |
| Gasoline service stations..... | 56 | 1,496 | 55 | 67 | 54 |
| Lumber-building-hardware group..... | 25 | 2,188 | 19 | 110 | 101 |
| Drug and proprietary stores..... | 12 | 572 | 10 | 45 | 32 |
| All other retail stores..... | 45 | 1,266 | 36 | 70 | 56 |
| WHOLESALE TRADE, total..... | 39 | 10,172 | 44 | 241 | x |
| Merchant wholesalers..... | 23 | 5,807 | 23 | 150 | x |
| Other types of wholesale..... | 16 | 4,365 | 21 | 91 | x |
| SELECTED SERVICE TRADES, ² /total..... | 92 | 660 | 95 | 176 | 152 |
| Personal services..... | 57 | 523 | 62 | 160 | 42 |
| All other service trades..... | 35 | 137 | 33 | 16 | 10 |
| TOURIST COURTS AND CAMPS..... | 7 | 31 | 7 | 8 | 8 |

x Not available.

¹/ Includes employees paid for less than the full workweek.

²/ See General Description on last page for changes from the 1939 Census of Business in the coverage of Service Trades.

Table 2.—CENSUS OF BUSINESS PRELIMINARY RESULTS FOR 1948 FOR CITIES OF 2,500 INHABITANTS OR MORE
BUTLER COUNTY, MO.

(Data omitted for trade groups where necessary to avoid disclosure)

| City and trade group ¹ | Number of establishments | 1948 sales and receipts (Thousand dollars) | Active proprietors of unincorporated businesses Nov. 1948 | Paid employees, workweek ended nearest Nov. 15, 1948 | |
|-----------------------------------|--------------------------|---|--|--|-------------------------|
| | | | | Total employees ² | Full workweek employees |
| Poplar Bluff: | | | | | |
| Retail trade..... | 265 | 18,879 | 253 | 1,127 | 885 |
| Wholesale trade..... | 29 | 8,453 | 30 | 219 | x |
| Selected service trades... | 66 | 582 | 70 | 168 | 144 |
| Remainder of county: | | | | | |
| Retail trade..... | 230 | 4,200 | 218 | 159 | 105 |
| Wholesale trade..... | 10 | 1,719 | 14 | 22 | x |
| Selected service trades... | 26 | 78 | 25 | 8 | 8 |

x Not available.

1/ See General Description on this page for changes from the 1939 Census of Business in the coverage of Service Trades.

2/ Includes employees paid for less than the full workweek.

GENERAL DESCRIPTION OF PRELIMINARY RELEASES FOR THE 1948 CENSUS OF BUSINESS

This series of releases, of which one is planned for each county in the United States, presents preliminary results of the 1948 Census of Business. The information is based on reports submitted by business establishments for that Census. The figures shown are preliminary, and are subject to revision in the final Census publications, but the changes are expected to be relatively minor with respect to coverage. The final Census figures will be issued in a series of Business Census bulletins which will show additional detailed kind-of-business information for all places where there are a sufficient number of establishments.

The 1948 Census of Business was taken under the provision of the Act of June 19, 1948, which provides that the Business Census be taken for 1948 and for each fifth year thereafter. Previous Business Censuses were taken for the years 1929, 1933, 1935, and 1939.

Scope of the Census.—The 1948 Census of Business covered all establishments in the following trades, as defined by the Standard Industrial Classification Manual, May 1949 issue, of the Executive Office of the President: all retail trades; all wholesale trades; all service trades in the following four groups—personal services, business services, automobile repairs and services, and miscellaneous repair services; hotels; tourist courts and camps; and amusements, including motion picture theaters. Some important services not covered are radio broadcasting and television, medical and health, legal, educational, nonprofit, accounting, and domestic services.

This coverage is similar to that of the 1939 Business Census. However, "custom trades" and "services incidental to transportation," which are no longer included in the standard classification of the service trades, are not covered by the 1948 Census. In a number of localities, these exclusions as well as other changes in the standard classification may have

a considerable effect in comparing 1948 with 1939 data, particularly with respect to establishment count.

Establishment definition.—For Census purposes, a business establishment is defined to include only enterprises conducted from a recognizable place of business, provided that the annual sales were in excess of \$5,000 for a wholesale trade establishment and \$500 for establishments in other trades. A detailed analysis of coverage will be provided in future Censuses of Business publications.

"Number of establishments" is the number of separate business locations, rather than the number of business companies or organizations, since the Census figures represent information reported separately for each business location or establishment. The establishment count reflects the number of places in business at the end of 1948 excluding administrative and executive offices of multiunit organizations, and "chain store" warehouses.

Sales and receipts.—"1948 sales and receipts" represents sales of merchandise and receipts from repairs and other services to customers. The figures reflect deductions for returned goods and allowances, but not for trade-in allowances; they exclude sales and excise taxes collected from customers and paid directly to any taxing agency.

Proprietors.—"Active proprietors..." represents owners and partners of unincorporated businesses who devoted the major portion of their time to the business in November 1948.

Employment.—"Number of paid employees..." represents all employees on the pay roll for the pay period ending nearest November 15, 1948. "Full workweek" employees, whether regular or seasonal, are those who in the November 15 pay period were paid for working at least the number of hours typically worked in a week by employees of the reporting establishment.

1948 CENSUS OF BUSINESS

RETAIL, WHOLESALE, SERVICE TRADES

U. S. DEPARTMENT OF COMMERCE
BUREAU OF THE CENSUS

PRELIMINARY

For Release April 24, 1950

Release Series BC-1P-24-013

CALDWELL COUNTY, MO.

Retail, wholesale, and service establishments located in Caldwell County, Missouri, showed a substantial expansion in dollar volume of trade from 1939 to 1948 according to preliminary figures from the 1948 Census of Business released today by the Bureau of the Census, U. S. Department of Commerce.

Retail sales in the county during 1948 aggregated \$8.2 million, an increase of 273 percent over the \$2.2 million in 1939, when the preceding Census of Business was taken. Wholesale sales in the county reached a total of \$1.2 million in 1948 as compared with \$0.7 million in 1939. The service trades included in the Census of Business recorded receipts totaling \$269,000 in 1948 compared with \$81,000 in 1939.

Employment in the county also rose over the 9-year period between 1939 and 1948 for the above trades. Establishments in these trades reported a combined total of 347 paid employees for the workweek ended nearest November 15, 1948. This compared with a total of 269 employees reported for the week of November 15, 1939.

These preliminary figures have been derived from a Census report on Caldwell County, Missouri. Final figures, superseding the preliminary data for Caldwell County, will be included in a Bulletin for the State of Missouri to be issued in several months. Similar data will be made available this year in preliminary and final form for each of the counties and States. A single copy of the preliminary release for Caldwell County as well as an order blank for other area releases may be obtained by writing to the Bureau of the Census, Washington 25, D. C.

90249

Table 1.—CENSUS OF BUSINESS PRELIMINARY RESULTS FOR 1948, BY TRADE GROUP

CALDWELL COUNTY, MO.

| Trade group and kind of business | Number of establishments | 1948 sales and receipts (Thousand dollars) | Active proprietors of unincorporated businesses Nov. 1948 | Paid employees, workweek ended nearest Nov. 15, 1948 | |
|---|--------------------------|---|--|--|-------------------------|
| | | | | Total employees ¹ | Full workweek employees |
| RETAIL TRADE, total..... | 172 | 8,241 | 174 | 313 | 240 |
| Food group..... | 33 | 1,591 | 34 | 41 | 28 |
| Eating and drinking places..... | 27 | 300 | 33 | 44 | 30 |
| General merchandise grp, general stores | 8 | 383 | 6 | 38 | 23 |
| Furniture-home furnishings-appliance grp | 6 | 136 | 4 | 5 | 4 |
| Automotive group..... | 12 | 1,673 | 12 | 62 | 61 |
| Gasoline service stations..... | 23 | 575 | 24 | 22 | 16 |
| Lumber-building-hardware group..... | 24 | 1,173 | 20 | 47 | 42 |
| Drug and proprietary stores..... | 8 | 168 | 8 | 11 | 4 |
| All other retail stores..... | 31 | 2,242 | 33 | 43 | 32 |
| WHOLESALE TRADE..... | 18 | 1,230 | 16 | 16 | x |
| SELECTED SERVICE TRADES, ² /total..... | 51 | 269 | 54 | 18 | 15 |
| Personal services..... | 29 | 125 | 27 | 11 | 8 |
| All other service trades..... | 22 | 144 | 27 | 7 | 7 |
| AMUSEMENTS..... | 5 | 56 | 3 | 14 | x |

x Not available.

¹/ Includes employees paid for less than the full workweek.

²/ See General Description on this page for changes from the 1939 Census of Business in the coverage of Service Trades.

GENERAL DESCRIPTION OF PRELIMINARY RELEASES FOR THE 1948 CENSUS OF BUSINESS

This series of releases, of which one is planned for each county in the United States, presents preliminary results of the 1948 Census of Business. The information is based on reports submitted by business establishments for that Census. The figures shown are preliminary, and are subject to revision in the final Census publications, but the changes are expected to be relatively minor with respect to coverage. The final Census figures will be issued in a series of Business Census bulletins which will show additional detailed kind-of-business information for all places where there are a sufficient number of establishments.

The 1948 Census of Business was taken under the provision of the Act of June 19, 1948, which provides that the Business Census be taken for 1948 and for each fifth year thereafter. Previous Business Censuses were taken for the years 1929, 1933, 1935, and 1939.

Scope of the Census.—The 1948 Census of Business covered all establishments in the following trades, as defined by the Standard Industrial Classification Manual, May 1949 issue, of the Executive Office of the President: all retail trades; all wholesale trades; all service trades in the following four groups—personal services, business services, automobile repairs and services, and miscellaneous repair services; hotels; tourist courts and camps; and amusements, including motion picture theaters. Some important services not covered are radio broadcasting and television, medical and health, legal, educational, nonprofit, accounting, and domestic services.

This coverage is similar to that of the 1939 Business Census. However, "custom trades" and "services incidental to transportation," which are no longer included in the standard classification of the service trades, are not covered by the 1948 Census. In a number of localities, these exclusions as well as

other changes in the standard classification may have a considerable effect in comparing 1948 with 1939 data, particularly with respect to establishment count.

Establishment definition.—For Census purposes, a business establishment is defined to include only enterprises conducted from a recognizable place of business, provided that the annual sales were in excess of \$5,000 for a wholesale trade establishment and \$500 for establishments in other trades. A detailed analysis of coverage will be provided in future Census of Business publications.

"Number of establishments" is the number of separate business locations, rather than the number of business companies or organizations, since the Census figures represent information reported separately for each business location or establishment. The establishment count reflects the number of places in business at the end of 1948 excluding administrative and executive offices of multiunit organizations, and "chain store" warehouses.

Sales and receipts.—"1948 sales and receipts" represents sales of merchandise and receipts from repairs and other services to customers. The figures reflect deductions for returned goods and allowances, but not for trade-in allowances; they exclude sales and excise taxes collected from customers and paid directly to any taxing agency.

Proprietors.—"Active proprietors..." represents owners and partners of unincorporated businesses who devoted the major portion of their time to the business in November 1948.

Employment.—"Number of paid employees..." represents all employees on the pay roll for the pay period ending nearest November 15, 1948. "Full workweek" employees, whether regular or seasonal, are those who in the November 15 pay period were paid for working at least the number of hours typically worked in a week by employees of the reporting establishment.

1948 CENSUS OF BUSINESS

RETAIL, WHOLESALE, SERVICE TRADES

U. S. DEPARTMENT OF COMMERCE
BUREAU OF THE CENSUS

PRELIMINARY

For Release April 24, 1950

Release Series BC-1P-24-014

CALLAWAY COUNTY, MO.

Retail, wholesale, and service establishments located in Callaway County, Missouri, showed a substantial expansion in dollar volume of trade from 1939 to 1948 according to preliminary figures from the 1948 Census of Business released today by the Bureau of the Census, U. S. Department of Commerce.

Retail sales in the county during 1948 aggregated \$11.8 million, an increase of 219 percent over the \$3.7 million in 1939, when the preceding Census of Business was taken. Wholesale sales in the county reached a total of \$3.3 million in 1948 as compared with \$1.1 million in 1939. The service trades included in the Census of Business recorded receipts totaling \$599,000 in 1948 compared with \$236,000 in 1939.

Employment in the county also rose over the 9-year period between 1939 and 1948 for the above trades. Establishments in these trades reported a combined total of 745 paid employees for the workweek ended nearest November 15, 1948. This compared with a total of 515 employees reported for the week of November 15, 1939.

These preliminary figures have been derived from a Census report on Callaway County, Missouri, which also includes data for the city of Fulton. Final figures, superseding the preliminary data for Callaway County, will be included in a Bulletin for the State of Missouri to be issued in several months. Similar data will be made available this year in preliminary and final form for each of the counties and States. A single copy of the preliminary release for Callaway County as well as an order blank for other area releases may be obtained by writing to the Bureau of the Census, Washington 25, D. C.

Table 1.—CENSUS OF BUSINESS PRELIMINARY RESULTS FOR 1948, BY TRADE GROUP

CALLAWAY COUNTY, MO.

| Trade group and kind of business | Number of establishments | 1948 sales and receipts (Thousand dollars) | Active proprietors of unincorporated businesses Nov. 1948 | Paid employees, workweek ended nearest Nov. 15, 1948 | |
|---|--------------------------|---|--|--|-------------------------|
| | | | | Total employees ¹ | Full workweek employees |
| RETAIL TRADE, total..... | 235 | 11,755 | 235 | 576 | 462 |
| Food group..... | 39 | 2,390 | 39 | 86 | 63 |
| Eating and drinking places..... | 37 | 732 | 37 | 136 | 112 |
| General merchandise grp., general stores..... | 32 | 1,544 | 37 | 66 | 44 |
| Apparel group..... | 9 | 559 | 9 | 30 | 24 |
| Furniture-home furnishings-appliance grp..... | 8 | 338 | 9 | 13 | 12 |
| Automotive group..... | 14 | 1,788 | 11 | 75 | 67 |
| Gasoline service stations..... | 41 | 1,022 | 41 | 41 | 34 |
| Lumber-building-hardware group..... | 18 | 1,141 | 14 | 53 | 43 |
| Drug and proprietary stores..... | 6 | 396 | 8 | 20 | 16 |
| All other retail stores..... | 31 | 1,845 | 30 | 56 | 47 |
| WHOLESALE TRADE, total..... | 22 | 3,344 | 17 | 75 | x |
| Merchant wholesalers..... | 9 | 1,577 | 7 | 52 | x |
| Other types of wholesale..... | 13 | 1,767 | 10 | 23 | x |
| SELECTED SERVICE TRADES, ² /total..... | 66 | 599 | 67 | 94 | 92 |
| Personal services..... | 38 | 309 | 33 | 67 | 66 |
| All other service trades..... | 28 | 290 | 34 | 27 | 26 |

x Not available.

¹/ Includes employees paid for less than the full workweek.

²/ See General Description on last page for changes from the 1939 Census of Business in the coverage of Service Trades.

Table 1.—CENSUS OF BUSINESS PRELIMINARY RESULTS FOR 1948, BY TRADE GROUP

CAMDEN COUNTY, MO.

| Trade group and kind of business | Number of establishments | 1948 sales and receipts (Thousand dollars) | Active proprietors of unincorporated businesses Nov. 1948 | Paid employees, workweek ended nearest Nov. 15, 1948 | |
|---|--------------------------|---|--|--|-------------------------|
| | | | | Total employees ¹ | Full workweek employees |
| RETAIL TRADE, total..... | 162 | 3,326 | 187 | 164 | 110 |
| Food group..... | 28 | 758 | 33 | 21 | 13 |
| Eating and drinking places..... | 29 | 267 | 35 | 58 | 32 |
| General merchandise grp, general stores..... | 9 | 353 | 13 | 12 | 11 |
| Automotive group..... | 5 | 379 | 6 | 20 | 20 |
| Gasoline service stations..... | 36 | 487 | 43 | 11 | 9 |
| Lumber-building-hardware group..... | 11 | 356 | 12 | 13 | 9 |
| All other retail stores..... | 44 | 726 | 45 | 29 | 16 |
| SELECTED SERVICE TRADES, ² /total..... | 26 | 80 | 30 | 10 | 2 |
| Personal services..... | 16 | 59 | 19 | 10 | 2 |
| All other service trades..... | 10 | 21 | 11 | - | - |
| HOTELS..... | 5 | 121 | 4 | 21 | 21 |
| TOURIST COURTS AND CAMPS..... | 68 | 314 | 80 | 9 | 6 |
| AMUSEMENTS..... | 7 | 40 | 9 | 12 | x |

¹/ Includes employees paid for less than the full workweek.

²/ See General Description on this page for changes from the 1939 Census of Business in the coverage of Service Trades.

x Not available.

GENERAL DESCRIPTION OF PRELIMINARY RELEASES FOR THE 1948 CENSUS OF BUSINESS

This series of releases, of which one is planned for each county in the United States, presents preliminary results of the 1948 Census of Business. The information is based on reports submitted by business establishments for that Census. The figures shown are preliminary, and are subject to revision in the final Census publications, but the changes are expected to be relatively minor with respect to coverage. The final Census figures will be issued in a series of Business Census bulletins which will show additional detailed kind-of-business information for all places where there are a sufficient number of establishments.

The 1948 Census of Business was taken under the provision of the Act of June 19, 1948, which provides that the Business Census be taken for 1948 and for each fifth year thereafter. Previous Business Censuses were taken for the years 1929, 1933, 1935, and 1939.

Scope of the Census.—The 1948 Census of Business covered all establishments in the following trades, as defined by the Standard Industrial Classification Manual, May 1949 issue, of the Executive Office of the President: all retail trades; all wholesale trades; all service trades in the following four groups—personal services, business services, automobile repairs and services, and miscellaneous repair services; hotels; tourist courts and camps; and amusements, including motion picture theaters. Some important services not covered are radio broadcasting and television, medical and health, legal, educational, nonprofit, accounting, and domestic services.

This coverage is similar to that of the 1939 Business Census. However, "custom trades" and "services incidental to transportation," which are no longer included in the standard classification of the service trades, are not covered by the 1948 Census. In a number of localities, these exclusions as well as

other changes in the standard classification may have a considerable effect in comparing 1948 with 1939 data, particularly with respect to establishment count.

Establishment definition.—For Census purposes, a business establishment is defined to include only enterprises conducted from a recognizable place of business, provided that the annual sales were in excess of \$5,000 for a wholesale trade establishment and \$500 for establishments in other trades. A detailed analysis of coverage will be provided in future Censuses of Business publications.

"Number of establishments" is the number of separate business locations, rather than the number of business companies or organizations, since the Census figures represent information reported separately for each business location or establishment. The establishment count reflects the number of places in business at the end of 1948 excluding administrative and executive offices of multiunit organizations, and "chain store" warehouses.

Sales and receipts.—"1948 sales and receipts" represents sales of merchandise and receipts from repairs and other services to customers. The figures reflect deductions for returned goods and allowances, but not for trade-in allowances; they exclude sales and excise taxes collected from customers and paid directly to any taxing agency.

Proprietors.—"Active proprietors..." represents owners and partners of unincorporated businesses who devoted the major portion of their time to the business in November 1948.

Employment.—"Number of paid employees..." represents all employees on the pay roll for the pay period ending nearest November 15, 1948. "Full workweek" employees, whether regular or seasonal, are those who in the November 15 pay period were paid for working at least the number of hours typically worked in a week by employees of the reporting establishment.

1948 CENSUS OF BUSINESS

RETAIL, WHOLESALE, SERVICE TRADES

U. S. DEPARTMENT OF COMMERCE
BUREAU OF THE CENSUS

PRELIMINARY

For Release April 24, 1950

Release Series BC-1P-24-016

CAPE GIRARDEAU COUNTY, MO.

Retail, wholesale, and service establishments located in Cape Girardeau County, Missouri, showed a substantial expansion in dollar volume of trade from 1939 to 1948 according to preliminary figures from the 1948 Census of Business released today by the Bureau of the Census, U. S. Department of Commerce.

Retail sales in the county during 1948 aggregated \$35.3 million, an increase of 210 percent over the \$11.4 million in 1939, when the preceding Census of Business was taken. Wholesale sales in the county reached a total of \$17.7 million in 1948 as compared with \$4.7 million in 1939. The service trades included in the Census of Business recorded receipts totaling \$2.0 million in 1948 compared with \$0.5 million in 1939.

Employment in the county also rose over the 9-year period between 1939 and 1948 for the above trades. Establishments in these trades reported a combined total of 2,696 paid employees for the workweek ended nearest November 15, 1948. This compared with a total of 1,863 employees reported for the week of November 15, 1939.

These preliminary figures have been derived from a Census report on Cape Girardeau County, Missouri, which also includes data for the cities of Cape Girardeau and Jackson. Final figures, superseding the preliminary data for Cape Girardeau County, will be included in a Bulletin for the State of Missouri to be issued in several months. Similar data will be made available this year in preliminary and final form for each of the counties and States. A single copy of the preliminary release for Cape Girardeau County as well as an order blank for other area releases may be obtained by writing to the Bureau of the Census, Washington 25, D. C.

Table 1.—CENSUS OF BUSINESS PRELIMINARY RESULTS FOR 1948, BY TRADE GROUP
CAPE GIRARDEAU COUNTY, MO.

| Trade group and kind of business | Number of establishments | 1948 sales and receipts (Thousand dollars) | Active proprietors of unincorporated businesses Nov. 1948 | Paid employees, workweek ended nearest Nov. 15, 1948 | |
|--|--------------------------|---|--|--|-------------------------|
| | | | | Total employees ¹ | Full workweek employees |
| RETAIL TRADE, total..... | 518 | 35,260 | 495 | 2,002 | 1,490 |
| Food group..... | 114 | 7,535 | 116 | 324 | 193 |
| Eating and drinking places..... | 96 | 1,712 | 96 | 224 | 182 |
| General merchandise grp, general stores | 36 | 4,812 | 27 | 387 | 215 |
| Apparel group..... | 31 | 2,548 | 25 | 175 | 130 |
| Furniture-home furnishings-appliance grp | 25 | 1,892 | 23 | 98 | 90 |
| Automotive group..... | 33 | 6,235 | 29 | 256 | 244 |
| Gasoline service stations..... | 63 | 1,940 | 58 | 114 | 95 |
| Lumber-building-hardware group..... | 31 | 3,761 | 24 | 213 | 175 |
| Drug and proprietary stores..... | 21 | 1,265 | 21 | 88 | 67 |
| All other retail stores..... | 68 | 3,560 | 76 | 123 | 94 |
| WHOLESALE TRADE, total..... | 67 | 17,695 | 54 | 383 | x |
| Merchant wholesalers..... | 45 | 12,155 | 34 | 276 | x |
| Petroleum bulk plants, terminals..... | 16 | 5,033 | 16 | 84 | x |
| Other types of wholesale..... | 6 | 507 | 4 | 23 | x |
| SELECTED SERVICE TRADES, 2/total..... | 149 | 2,018 | 160 | 311 | 265 |
| Personal services..... | 77 | 790 | 81 | 154 | 143 |
| All other service trades..... | 72 | 1,228 | 79 | 157 | 122 |

x Not available.

1/ Includes employees paid for less than the full workweek.

2/ See General Description on last page for changes from the 1939 Census of Business in the coverage of Service Trades.

Table 2.—CENSUS OF BUSINESS PRELIMINARY RESULTS FOR 1948 FOR CITIES OF 2,500 INHABITANTS OR MORE

CAPE GIRARDEAU COUNTY, MO.

(Data omitted for trade groups where necessary to avoid disclosure)

| City and trade group ¹ | Number of establishments | 1948 sales and receipts (Thousand dollars) | Active proprietors of unincorporated businesses Nov. 1948 | Paid employees, workweek ended nearest Nov. 15, 1948 | |
|------------------------------------|--------------------------|---|--|--|-------------------------|
| | | | | Total employees ² | Full workweek employees |
| Cape Girardeau: | | | | | |
| Retail trade..... | 317 | 26,069 | 295 | 1,562 | 1,162 |
| Wholesale trade..... | 55 | 16,789 | 40 | 369 | x |
| Selected service trades... | 97 | 1,666 | 105 | 268 | 226 |
| Jackson: | | | | | |
| Retail trade..... | 80 | 6,180 | 79 | 336 | 252 |
| Selected service trades... | 19 | 151 | 19 | 22 | 19 |
| Remainder of county: ^{3/} | | | | | |
| Retail trade..... | 121 | 3,011 | 121 | 104 | 76 |
| Wholesale trade..... | 12 | 906 | 14 | 14 | x |
| Selected service trades... | 33 | 201 | 36 | 21 | 20 |

x Not available.

1/ See General Description on this page for changes from the 1939 Census of Business in the coverage of Service Trades.

2/ Includes employees paid for less than the full workweek.

3/ Includes figures for establishments, other than wholesale, not located in cities of 2,500 inhabitants or more, and wholesale establishments not located in cities of 5,000 inhabitants or more.

GENERAL DESCRIPTION OF PRELIMINARY RELEASES FOR THE 1948 CENSUS OF BUSINESS

This series of releases, of which one is planned for each county in the United States, presents preliminary results of the 1948 Census of Business. The information is based on reports submitted by business establishments for that Census. The figures shown are preliminary, and are subject to revision in the final Census publications, but the changes are expected to be relatively minor with respect to coverage. The final Census figures will be issued in a series of Business Census bulletins which will show additional detailed kind-of-business information for all places where there are a sufficient number of establishments.

The 1948 Census of Business was taken under the provision of the Act of June 19, 1948, which provides that the Business Census be taken for 1948 and for each fifth year thereafter. Previous Business Censuses were taken for the years 1929, 1933, 1935, and 1939.

Scope of the Census.—The 1948 Census of Business covered all establishments in the following trades, as defined by the Standard Industrial Classification Manual, May 1949 issue, of the Executive Office of the President: all retail trades; all wholesale trades; all service trades in the following four groups—personal services, business services, automobile repairs and services, and miscellaneous repair services; hotels; tourist courts and camps; and amusements, including motion picture theaters. Some important services not covered are radio broadcasting and television, medical and health, legal, educational, nonprofit, accounting, and domestic services.

This coverage is similar to that of the 1939 Business Census. However, "custom trades" and "services incidental to transportation," which are no longer included in the standard classification of the service trades, are not covered by the 1948 Census. In a number of localities, these exclusions as well as other changes in the standard classification may have

a considerable effect in comparing 1948 with 1939 data, particularly with respect to establishment count.

Establishment definition.—For Census purposes, a business establishment is defined to include only enterprises conducted from a recognizable place of business, provided that the annual sales were in excess of \$5,000 for a wholesale trade establishment and \$500 for establishments in other trades. A detailed analysis of coverage will be provided in future Census of Business publications.

"Number of establishments" is the number of separate business locations, rather than the number of business companies or organizations, since the Census figures represent information reported separately for each business location or establishment. The establishment count reflects the number of places in business at the end of 1948 excluding administrative and executive offices of multiunit organizations, and "chain store" warehouses.

Sales and receipts.—"1948 sales and receipts" represents sales of merchandise and receipts from repairs and other services to customers. The figures reflect deductions for returned goods and allowances, but not for trade-in allowances; they exclude sales and excise taxes collected from customers and paid directly to any taxing agency.

Proprietors.—"Active proprietors..." represents owners and partners of unincorporated businesses who devoted the major portion of their time to the business in November 1948.

Employment.—"Number of paid employees..." represents all employees on the pay roll for the pay period ending nearest November 15, 1948. "Full workweek" employees, whether regular or seasonal, are those who in the November 15 pay period were paid for working at least the number of hours typically worked in a week by employees of the reporting establishment.

1948 CENSUS OF BUSINESS

U. S. DEPARTMENT OF COMMERCE
BUREAU OF THE CENSUS

RETAIL, WHOLESALE, SERVICE TRADES

PRELIMINARY

For Release April 24, 1950

Release Series BC-1P-24-017

CARROLL COUNTY, MO.

Retail, wholesale, and service establishments located in Carroll County, Missouri, showed a substantial expansion in dollar volume of trade from 1939 to 1948 according to preliminary figures from the 1948 Census of Business released today by the Bureau of the Census, U. S. Department of Commerce.

Retail sales in the county during 1948 aggregated \$10.9 million, an increase of 241 percent over the \$3.2 million in 1939, when the preceding Census of Business was taken. Wholesale sales in the county reached a total of \$4.8 million in 1948 as compared with \$2.1 million in 1939. The service trades included in the Census of Business recorded receipts totaling \$431,000 in 1948 compared with \$187,000 in 1939.

Employment in the county also rose over the 9-year period between 1939 and 1948 for the above trades. Establishments in these trades reported a combined total of 646 paid employees for the workweek ended nearest November 15, 1948. This compared with a total of 417 employees reported for the week of November 15, 1939.

These preliminary figures have been derived from a Census report on Carroll County, Missouri, which also includes data for the city of Carrollton. Final figures, superseding the preliminary data for Carroll County, will be included in a Bulletin for the State of Missouri to be issued in several months. Similar data will be made available this year in preliminary and final form for each of the counties and States. A single copy of the preliminary release for Carroll County as well as an order blank for other area releases may be obtained by writing to the Bureau of the Census, Washington 25, D. C.

Table 1.—CENSUS OF BUSINESS PRELIMINARY RESULTS FOR 1948, BY TRADE GROUP
CARROLL COUNTY, MO.

| Trade group and kind of business | Number of establishments | 1948 sales and receipts (Thousand dollars) | Active proprietors of unincorporated businesses Nov. 1948 | Paid employees, workweek ended nearest Nov. 15, 1948 | |
|---|--------------------------|---|--|--|-------------------------|
| | | | | Total employees ¹ | Full workweek employees |
| RETAIL TRADE, total..... | 243 | 10,900 | 250 | 542 | 425 |
| Food group..... | 54 | 2,466 | 55 | 76 | 47 |
| Eating and drinking places..... | 35 | 528 | 34 | 84 | 68 |
| General merchandise grp, general stores. | 15 | 885 | 16 | 69 | 50 |
| Apparel group..... | 8 | 283 | 8 | 14 | 10 |
| Furniture-home furnishgs-appliance grp. | 11 | 366 | 10 | 16 | 14 |
| Automotive group..... | 12 | 1,488 | 14 | 68 | 66 |
| Gasoline service stations..... | 34 | 671 | 38 | 26 | 19 |
| Lumber-building-hardware group..... | 33 | 2,391 | 32 | 107 | 86 |
| Drug and proprietary stores..... | 10 | 362 | 13 | 31 | 22 |
| All other retail stores..... | 31 | 1,460 | 30 | 51 | 43 |
| WHOLESALE TRADE..... | 28 | 4,768 | 24 | 47 | x |
| SELECTED SERVICE TRADES, ^{2/} total..... | 48 | 431 | 56 | 57 | 51 |
| Personal services..... | 28 | 274 | 31 | 47 | 43 |
| All other service trades..... | 20 | 157 | 25 | 10 | 8 |

x Not available.

^{1/} Includes employees paid for less than the full workweek.

^{2/} See General Description on last page for changes from the 1939 Census of Business in the coverage of Service Trades.

Table 2.—CENSUS OF BUSINESS PRELIMINARY RESULTS FOR 1948 FOR CITIES OF 2,500 INHABITANTS OR MORE
CARROLL COUNTY, MO.

(Data omitted for trade groups where necessary to avoid disclosure)

| City and trade group ¹ | Number of establishments | 1948 sales and receipts (Thousand dollars) | Active proprietors of unincorporated businesses Nov. 1948 | Paid employees, workweek ended nearest Nov. 15, 1948 | |
|-----------------------------------|--------------------------|---|--|--|-------------------------|
| | | | | Total employees ² | Full workweek employees |
| Carrollton: | | | | | |
| Retail trade..... | 106 | 6,222 | 103 | 355 | 290 |
| Selected service trades... | 21 | 311 | 28 | 50 | 46 |
| Remainder of county: | | | | | |
| Retail trade..... | 137 | 4,678 | 147 | 187 | 135 |
| Selected service trades... | 27 | 120 | 28 | 7 | 5 |

1/ See General Description on this page for changes from the 1939 Census of Business in the coverage of Service Trades.

2/ Includes employees paid for less than the full workweek.

GENERAL DESCRIPTION OF PRELIMINARY RELEASES FOR THE 1948 CENSUS OF BUSINESS

This series of releases, of which one is planned for each county in the United States, presents preliminary results of the 1948 Census of Business. The information is based on reports submitted by business establishments for that Census. The figures shown are preliminary, and are subject to revision in the final Census publications, but the changes are expected to be relatively minor with respect to coverage. The final Census figures will be issued in a series of Business Census bulletins which will show additional detailed kind-of-business information for all places where there are a sufficient number of establishments.

The 1948 Census of Business was taken under the provision of the Act of June 19, 1948, which provides that the Business Census be taken for 1948 and for each fifth year thereafter. Previous Business Censuses were taken for the years 1929, 1933, 1935, and 1939.

Scope of the Census.—The 1948 Census of Business covered all establishments in the following trades, as defined by the Standard Industrial Classification Manual, May 1949 issue, of the Executive Office of the President: all retail trades; all wholesale trades; all service trades in the following four groups—personal services, business services, automobile repairs and services, and miscellaneous repair services; hotels; tourist courts and camps; and amusements, including motion picture theaters. Some important services not covered are radio broadcasting and television, medical and health, legal, educational, nonprofit, accounting, and domestic services.

This coverage is similar to that of the 1939 Business Census. However, "custom trades" and "services incidental to transportation," which are no longer included in the standard classification of the service trades, are not covered by the 1948 Census. In a number of localities, these exclusions as well as other changes in the standard classification may have

a considerable effect in comparing 1948 with 1939 data, particularly with respect to establishment count.

Establishment definition.—For Census purposes, a business establishment is defined to include only enterprises conducted from a recognizable place of business, provided that the annual sales were in excess of \$5,000 for a wholesale trade establishment and \$500 for establishments in other trades. A detailed analysis of coverage will be provided in future Census of Business publications.

"Number of establishments" is the number of separate business locations, rather than the number of business companies or organizations, since the Census figures represent information reported separately for each business location or establishment. The establishment count reflects the number of places in business at the end of 1948 excluding administrative and executive offices of multiunit organizations, and "chain store" warehouses.

Sales and receipts.—"1948 sales and receipts" represents sales of merchandise and receipts from repairs and other services to customers. The figures reflect deductions for returned goods and allowances, but not for trade-in allowances; they exclude sales and excise taxes collected from customers and paid directly to any taxing agency.

Proprietors.—"Active proprietors..." represents owners and partners of unincorporated businesses who devoted the major portion of their time to the business in November 1948.

Employment.—"Number of paid employees..." represents all employees on the pay roll for the pay period ending nearest November 15, 1948. "Full workweek" employees, whether regular or seasonal, are those who in the November 15 pay period were paid for working at least the number of hours typically worked in a week by employees of the reporting establishment.

1948 CENSUS OF BUSINESS

RETAIL, WHOLESALE, SERVICE TRADES

U. S. DEPARTMENT OF COMMERCE
BUREAU OF THE CENSUS

PRELIMINARY

For Release May 15, 1950

Release Series BC-1P24-018

CARTER COUNTY, MO.

Retail and service establishments located in Carter County, Missouri, showed a substantial expansion in dollar volume of trade from 1939 to 1948 according to preliminary figures from the 1948 Census of Business released today by the Bureau of the Census, U. S. Department of Commerce.

Retail sales in the county during 1948 aggregated \$1.8 million, an increase of 200 percent over the \$0.6 million in 1939, when the preceding Census of Business was taken. The service trades included in the Census of Business recorded receipts totaling \$48,000 in 1948 compared with \$19,000 in 1939.

Employment in the county also rose over the 9-year period between 1939 and 1948 for the above trades. Establishments in these trades reported a combined total of 61 paid employees for the workweek ended nearest November 15, 1948. This compared with a total of 41 employees reported for the week of November 15, 1939.

These preliminary figures have been derived from a Census report on Carter County, Missouri. Final figures, superseding the preliminary data for Carter County, will be included in a Bulletin for the State of Missouri to be issued in several months. Similar data will be made available this year in preliminary and final form for each of the counties and States. A single copy of the preliminary release for Carter County as well as an order blank for other area releases may be obtained by writing to the Bureau of the Census, Washington 25, D. C.

Table 1.—CENSUS OF BUSINESS PRELIMINARY RESULTS FOR 1948, BY TRADE GROUP

CARTER COUNTY, MO.

| Trade group and kind of business | Number of establishments | 1948 sales and receipts (Thousand dollars) | Active proprietors of unincorporated businesses Nov. 1948 | Paid employees, workweek ended nearest Nov. 15, 1948 | |
|---|--------------------------|---|--|--|-------------------------|
| | | | | Total employees ¹ | Full workweek employees |
| RETAIL TRADE, total..... | 72 | 1,800 | 75 | 57 | 45 |
| Food group..... | 17 | 405 | 21 | 4 | 1 |
| Eating and drinking places..... | 14 | 80 | 12 | 12 | 11 |
| Gasoline service stations..... | 10 | 187 | 12 | 5 | 4 |
| All other retail stores..... | 31 | 1,128 | 30 | 36 | 29 |
| SELECTED SERVICE TRADES ^{2/} | 10 | 48 | 10 | 4 | 3 |

^{1/} Includes employees paid for less than the full workweek.

^{2/} See General Description on last page for changes from the 1939 Census of Business in the coverage of Service Trades.

9/213

GENERAL DESCRIPTION OF PRELIMINARY RELEASES FOR THE 1948 CENSUS OF BUSINESS

This series of releases, of which one is planned for each county in the United States, presents preliminary results of the 1948 Census of Business. The information is based on reports submitted by business establishments for that Census. The figures shown are preliminary, and are subject to revision in the final Census publications, but the changes are expected to be relatively minor with respect to coverage. The final Census figures will be issued in a series of Business Census bulletins which will show additional detailed kind-of-business information for all places where there are a sufficient number of establishments.

The 1948 Census of Business was taken under the provision of the Act of June 19, 1948, which provides that the Business Census be taken for 1948 and for each fifth year thereafter. Previous Business Censuses were taken for the years 1929, 1933, 1935, and 1939.

Scope of the Census.—The 1948 Census of Business covered all establishments in the following trades, as defined by the Standard Industrial Classification Manual, May 1949 issue, of the Executive Office of the President: all retail trades; all wholesale trades; all service trades in the following four groups—personal services, business services, automobile repairs and services, and miscellaneous repair services; hotels; tourist courts and camps; and amusements, including motion picture theaters. Some important services not covered are radio broadcasting and television, medical and health, legal, educational, nonprofit, accounting, and domestic services.

This coverage is similar to that of the 1939 Business Census. However, "custom trades" and "services incidental to transportation," which are no longer included in the standard classification of the service trades, are not covered by the 1948 Census. In a number of localities, these exclusions as well as other changes in the standard classification may have a considerable effect in comparing

1948 with 1939 data, particularly with respect to establishment count.

Establishment definition.—For Census purposes, a business establishment is defined to include only enterprises conducted from a recognizable place of business, provided that the annual sales were in excess of \$5,000 for a wholesale trade establishment and \$500 for establishments in other trades. A detailed analysis of coverage will be provided in future Census of Business publications.

"Number of establishments" is the number of separate business locations, rather than the number of business companies or organizations, since the Census figures represent information reported separately for each business location or establishment. The establishment count reflects the number of places in business at the end of 1948 excluding administrative and executive offices of multiunit organizations, and "chain store" warehouses.

Sales and receipts.—"1948 sales and receipts" represents sales of merchandise and receipts from repairs and other services to customers. The figures reflect deductions for returned goods and allowances, but not for trade-in allowances; they exclude sales and excise taxes collected from customers and paid directly to any taxing agency.

Proprietors.—"Active proprietors..." represents owners and partners of unincorporated businesses who devoted the major portion of their time to the business in November 1948.

Employment.—"Number of paid employees..." represents all employees on the pay roll for the pay period ending nearest November 15, 1948. "Full workweek" employees, whether regular or seasonal, are those who in the November 15 pay period were paid for working at least the number of hours typically worked in a week by employees of the reporting establishment.

1948 CENSUS OF BUSINESS

RETAIL, WHOLESALE, SERVICE TRADES

U. S. DEPARTMENT OF COMMERCE
BUREAU OF THE CENSUS

PRELIMINARY

For Release April 24, 1950

Release Series BC-1P-24-019

CASS COUNTY, MO.

Retail, wholesale, and service establishments located in Cass County, Missouri, showed a substantial expansion in dollar volume of trade from 1939 to 1948 according to preliminary figures from the 1948 Census of Business released today by the Bureau of the Census, U. S. Department of Commerce.

Retail sales in the county during 1948 aggregated \$14.8 million, an increase of 279 percent over the \$3.9 million in 1939, when the preceding Census of Business was taken. Wholesale sales in the county reached a total of \$3.3 million in 1948 as compared with \$1.5 million in 1939. The service trades included in the Census of Business recorded receipts totaling \$504,000 in 1948 compared with \$160,000 in 1939.

Employment in the county also rose over the 9-year period between 1939 and 1948 for the above trades. Establishments in these trades reported a combined total of 704 paid employees for the workweek ended nearest November 15, 1948. This compared with a total of 491 employees reported for the week of November 15, 1939.

These preliminary figures have been derived from a Census report on Cass County, Missouri. Final figures, superseding the preliminary data for Cass County, will be included in a Bulletin for the State of Missouri to be issued in several months. Similar data will be made available this year in preliminary and final form for each of the counties and States. A single copy of the preliminary release for Cass County as well as an order blank for other area releases may be obtained by writing to the Bureau of the Census, Washington 25, D. C.

90249

Table 1.—CENSUS OF BUSINESS PRELIMINARY RESULTS FOR 1948, BY TRADE GROUP
CASS COUNTY, MO.

| Trade group and kind of business | Number of establishments | 1948 sales and receipts (Thousand dollars) | Active proprietors of unincorporated businesses Nov. 1948 | Paid employees, workweek ended nearest Nov. 15, 1948 | |
|---|--------------------------|---|--|--|-------------------------|
| | | | | Total employees ¹ | Full workweek employees |
| RETAIL TRADE, total..... | 268 | 14,821 | 284 | 608 | 508 |
| Food group..... | 42 | 2,771 | 52 | 79 | 63 |
| Eating and drinking places..... | 39 | 701 | 42 | 126 | 98 |
| General merchandise grp, general stores. | 15 | 672 | 16 | 40 | 30 |
| Apparel group..... | 7 | 262 | 10 | 8 | 5 |
| Furniture-home furnishgs-appliance grp. | 11 | 346 | 15 | 17 | 15 |
| Automotive group..... | 20 | 1,690 | 19 | 51 | 48 |
| Gasoline service stations..... | 47 | 1,544 | 55 | 57 | 51 |
| Lumber-building-hardware group..... | 40 | 3,402 | 30 | 132 | 121 |
| Drug and proprietary stores..... | 13 | 514 | 13 | 39 | 31 |
| All other retail stores..... | 34 | 2,919 | 32 | 59 | 46 |
| WHOLESALE TRADE, total..... | 30 | 3,299 | 32 | 32 | x |
| Merchant wholesalers..... | 6 | 238 | 7 | 7 | x |
| Other types of wholesale..... | 24 | 3,061 | 25 | 25 | x |
| SELECTED SERVICE TRADES, ^{2/} total..... | 67 | 504 | 71 | 64 | 46 |
| Personal services..... | 36 | 252 | 40 | 39 | 29 |
| All other service trades..... | 31 | 252 | 31 | 25 | 17 |
| AMUSEMENTS..... | 11 | 143 | 10 | 21 | x |

x Not available.

1/ Includes employees paid for less than the full workweek.

2/ See General Description on this page for changes from the 1939 Census of Business in the coverage of Service Trades.

GENERAL DESCRIPTION OF PRELIMINARY RELEASES FOR THE 1948 CENSUS OF BUSINESS

This series of releases, of which one is planned for each county in the United States, presents preliminary results of the 1948 Census of Business. The information is based on reports submitted by business establishments for that Census. The figures shown are preliminary, and are subject to revision in the final Census publications, but the changes are expected to be relatively minor with respect to coverage. The final Census figures will be issued in a series of Business Census bulletins which will show additional detailed kind-of-business information for all places where there are a sufficient number of establishments.

The 1948 Census of Business was taken under the provision of the Act of June 19, 1948, which provides that the Business Census be taken for 1948 and for each fifth year thereafter. Previous Business Censuses were taken for the years 1929, 1933, 1935, and 1939.

Scope of the Census.—The 1948 Census of Business covered all establishments in the following trades, as defined by the Standard Industrial Classification Manual, May 1949 issue, of the Executive Office of the President: all retail trades; all wholesale trades; all service trades in the following four groups—personal services, business services, automobile repairs and services, and miscellaneous repair services; hotels; tourist courts and camps; and amusements, including motion picture theaters. Some important services not covered are radio broadcasting and television, medical and health, legal, educational, nonprofit, accounting, and domestic services.

This coverage is similar to that of the 1939 Business Census. However, "custom trades" and "services incidental to transportation," which are no longer included in the standard classification of the service trades, are not covered by the 1948 Census. In a number of localities, these exclusions as well as

other changes in the standard classification may have a considerable effect in comparing 1948 with 1939 data, particularly with respect to establishment count.

Establishment definition.—For Census purposes, a business establishment is defined to include only enterprises conducted from a recognizable place of business, provided that the annual sales were in excess of \$5,000 for a wholesale trade establishment and \$500 for establishments in other trades. A detailed analysis of coverage will be provided in future Census of Business publications.

"Number of establishments" is the number of separate business locations, rather than the number of business companies or organizations, since the Census figures represent information reported separately for each business location or establishment. The establishment count reflects the number of places in business at the end of 1948 excluding administrative and executive offices of multiunit organizations, and "chain store" warehouses.

Sales and receipts.—1948 sales and receipts represents sales of merchandise and receipts from repairs and other services to customers. The figures reflect deductions for returned goods and allowances, but not for trade-in allowances; they exclude sales and excise taxes collected from customers and paid directly to any taxing agency.

Proprietors.—"Active proprietors..." represents owners and partners of unincorporated businesses who devoted the major portion of their time to the business in November 1948.

Employment.—"Number of paid employees..." represents all employees on the pay roll for the pay period ending nearest November 15, 1948. "Full workweek" employees, whether regular or seasonal, are those who in the November 15 pay period were paid for working at least the number of hours typically worked in a week by employees of the reporting establishment.

1948 CENSUS OF BUSINESS

RETAIL, WHOLESALE, SERVICE TRADES

U. S. DEPARTMENT OF COMMERCE
BUREAU OF THE CENSUS

PRELIMINARY

For Release April 24, 1950

Release Series BC-1P-24-020

CEDAR COUNTY, MO.

Retail, wholesale, and service establishments located in Cedar County, Missouri, showed a substantial expansion in dollar volume of trade from 1939 to 1948 according to preliminary figures from the 1948 Census of Business released today by the Bureau of the Census, U. S. Department of Commerce.

Retail sales in the county during 1948 aggregated \$6.0 million, an increase of 329 percent over the \$1.4 million in 1939, when the preceding Census of Business was taken. Wholesale sales in the county reached a total of \$1.7 million in 1948 as compared with \$0.8 million in 1939. The service trades included in the Census of Business recorded receipts totaling \$244,000 in 1948 compared with \$82,000 in 1939.

Employment in the county also rose over the 9-year period between 1939 and 1948 for the above trades. Establishments in these trades reported a combined total of 324 paid employees for the workweek ended nearest November 15, 1948. This compared with a total of 165 employees reported for the week of November 15, 1939.

These preliminary figures have been derived from a Census report on Cedar County, Missouri. Final figures, superseding the preliminary data for Cedar County, will be included in a Bulletin for the State of Missouri to be issued in several months. Similar data will be made available this year in preliminary and final form for each of the counties and States. A single copy of the preliminary release for Cedar County, as well as an order blank for other area releases may be obtained by writing to the Bureau of the Census, Washington 25, D. C.

Table 1.—CENSUS OF BUSINESS PRELIMINARY RESULTS FOR 1948, BY TRADE GROUP
CEDAR COUNTY, MO.

| Trade group and kind of business | Number of establishments | 1948 sales and receipts (Thousand dollars) | Active proprietors of unincorporated businesses Nov. 1948 | Paid employees, workweek ended nearest Nov. 15, 1948 | |
|---|--------------------------|---|--|--|-------------------------|
| | | | | Total employees ¹ | Full workweek employees |
| RETAIL TRADE, total..... | 144 | 5,996 | 152 | 277 | 186 |
| Food group..... | 23 | 947 | 26 | 47 | 29 |
| Eating and drinking places..... | 15 | 198 | 16 | 39 | 24 |
| Gasoline service stations..... | 16 | 276 | 16 | 14 | 6 |
| All other retail stores..... | 90 | 4,575 | 94 | 177 | 127 |
| WHOLESALE TRADE..... | 6 | 1,686 | 5 | 20 | x |
| SELECTED SERVICE TRADES, ^{2/} total..... | 46 | 244 | 48 | 27 | 25 |
| Personal services..... | 23 | 131 | 25 | 15 | 14 |
| All other service trades..... | 23 | 113 | 23 | 12 | 11 |

x Not available.

^{1/} Includes employees paid for less than the full workweek.

^{2/} See General Description on last page for changes from the 1939 Census of Business in the coverage of Service Trades.

GENERAL DESCRIPTION OF PRELIMINARY RELEASES FOR THE 1948 CENSUS OF BUSINESS

This series of releases, of which one is planned for each county in the United States, presents preliminary results of the 1948 Census of Business. The information is based on reports submitted by business establishments for that Census. The figures shown are preliminary, and are subject to revision in the final Census publications, but the changes are expected to be relatively minor with respect to coverage. The final Census figures will be issued in a series of Business Census bulletins which will show additional detailed kind-of-business information for all places where there are a sufficient number of establishments.

The 1948 Census of Business was taken under the provision of the Act of June 19, 1948, which provides that the Business Census be taken for 1948 and for each fifth year thereafter. Previous Business Censuses were taken for the years 1929, 1933, 1935, and 1939.

Scope of the Census.—The 1948 Census of Business covered all establishments in the following trades, as defined by the Standard Industrial Classification Manual, May 1949 issue, of the Executive Office of the President: all retail trades; all wholesale trades; all service trades in the following four groups—personal services, business services, automobile repairs and services, and miscellaneous repair services; hotels; tourist courts and camps; and amusements, including motion picture theaters. Some important services not covered are radio broadcasting and television, medical and health, legal, educational, nonprofit, accounting, and domestic services.

This coverage is similar to that of the 1939 Business Census. However, "custom trades" and "services incidental to transportation," which are no longer included in the standard classification of the service trades, are not covered by the 1948 Census. In a number of localities, these exclusions as well as other changes in the standard classification may have a considerable effect in comparing

1948 with 1939 data, particularly with respect to establishment count.

Establishment definition.—For Census purposes, a business establishment is defined to include only enterprises conducted from a recognizable place of business, provided that the annual sales were in excess of \$5,000 for a wholesale trade establishment and \$500 for establishments in other trades. A detailed analysis of coverage will be provided in future Census of Business publications.

"Number of establishments" is the number of separate business locations, rather than the number of business companies or organizations, since the Census figures represent information reported separately for each business location or establishment. The establishment count reflects the number of places in business at the end of 1948 excluding administrative and executive offices of multiunit organizations, and "chain store" warehouses.

Sales and receipts.—"1948 sales and receipts" represents sales of merchandise and receipts from repairs and other services to customers. The figures reflect deductions for returned goods and allowances, but not for trade-in allowances; they exclude sales and excise taxes collected from customers and paid directly to any taxing agency.

Proprietors.—"Active proprietors..." represents owners and partners of unincorporated businesses who devoted the major portion of their time to the business in November 1948.

Employment.—"Number of paid employees..." represents all employees on the pay roll for the pay period ending nearest November 15, 1948. "Full workweek" employees, whether regular or seasonal, are those who in the November 15 pay period were paid for working at least the number of hours typically worked in a week by employees of the reporting establishment.

1948 CENSUS OF BUSINESS

RETAIL, WHOLESALE, SERVICE TRADES

U. S. DEPARTMENT OF COMMERCE
BUREAU OF THE CENSUS

PRELIMINARY

For Release April 20, 1950

Release Series BC-1P-24-021

CHARITON COUNTY, MO.

Retail, wholesale, and service establishments located in Chariton County, Missouri, showed a substantial expansion in dollar volume of trade from 1939 to 1948 according to preliminary figures from the 1948 Census of Business released today by the Bureau of the Census, U. S. Department of Commerce.

Retail sales in the county during 1948 aggregated \$9.9 million, an increase of 267 percent over the \$2.7 million in 1939, when the preceding Census of Business was taken. Wholesale sales in the county reached a total of \$4.0 million in 1948 as compared with \$1.7 million in 1939. The service trades included in the Census of Business recorded receipts totaling \$182,000 in 1948 compared with \$89,000 in 1939.

Employment in the county also rose over the 9-year period between 1939 and 1948 for the above trades. Establishments in these trades reported a combined total of 569 paid employees for the workweek ended nearest November 15, 1948. This compared with a total of 425 employees reported for the week of November 15, 1939.

These preliminary figures have been derived from a Census report on Chariton County, Missouri. Final figures, superseding the preliminary data for Chariton County, will be included in a Bulletin for the State of Missouri to be issued in several months. Similar data will be made available this year in preliminary and final form for each of the counties and States. A single copy of the preliminary release for Chariton County as well as an order blank for other area releases may be obtained by writing to the Bureau of the Census, Washington 25, D. C.

Table 1.—CENSUS OF BUSINESS PRELIMINARY RESULTS FOR 1948, BY TRADE GROUP
CHARITON COUNTY, MO.

| Trade group and kind of business | Number of establishments | 1948 sales and receipts (Thousand dollars) | Active proprietors of unincorporated businesses Nov. 1948 | Paid employees, workweek ended nearest Nov. 15, 1948 | |
|---|--------------------------|---|--|--|-------------------------|
| | | | | Total employees ¹ | Full workweek employees |
| RETAIL TRADE, total..... | 204 | 9,870 | 220 | 485 | 358 |
| Food group..... | 39 | 1,941 | 42 | 57 | 42 |
| Eating and drinking places..... | 29 | 466 | 32 | 68 | 41 |
| General merchandise grp, general stores. | 14 | 901 | 23 | 56 | 30 |
| Apparel group..... | 10 | 352 | 12 | 23 | 15 |
| Furniture-home furnishings-appliance grp. | 9 | 443 | 8 | 13 | 13 |
| Automotive group..... | 17 | 2,039 | 19 | 92 | 83 |
| Gasoline service stations..... | 25 | 551 | 28 | 24 | 14 |
| Lumber-building-hardware group..... | 35 | 1,794 | 32 | 107 | 83 |
| Drug and proprietary stores..... | 7 | 185 | 9 | 15 | 10 |
| All other retail stores..... | 19 | 1,198 | 15 | 30 | 27 |
| WHOLESALE TRADE..... | 18 | 4,035 | 16 | 63 | x |
| SELECTED SERVICE TRADES, ^{2/} total..... | 43 | 182 | 46 | 21 | 17 |
| Personal services..... | 25 | 83 | 28 | 13 | 10 |
| All other service trades..... | 18 | 99 | 18 | 8 | 7 |

x Not available.

^{1/} Includes employees paid for less than the full workweek.

^{2/} See General Description on this page for changes from the 1939 Census of Business in the coverage of Service Trades.

GENERAL DESCRIPTION OF PRELIMINARY RELEASES FOR THE 1948 CENSUS OF BUSINESS

This series of releases, of which one is planned for each county in the United States, presents preliminary results of the 1948 Census of Business. The information is based on reports submitted by business establishments for that Census. The figures shown are preliminary, and are subject to revision in the final Census publications, but the changes are expected to be relatively minor with respect to coverage. The final Census figures will be issued in a series of Business Census bulletins which will show additional detailed kind-of-business information for all places where there are a sufficient number of establishments.

The 1948 Census of Business was taken under the provision of the Act of June 19, 1948, which provides that the Business Census be taken for 1948 and for each fifth year thereafter. Previous Business Censuses were taken for the years 1929, 1933, 1935, and 1939.

Scope of the Census.—The 1948 Census of Business covered all establishments in the following trades, as defined by the Standard Industrial Classification Manual, May 1949 issue, of the Executive Office of the President: all retail trades; all wholesale trades; all service trades in the following four groups—personal services, business services, automobile repairs and services, and miscellaneous repair services; hotels; tourist courts and camps; and amusements, including motion picture theaters. Some important services not covered are radio broadcasting and television, medical and health, legal, educational, nonprofit, accounting, and domestic services.

This coverage is similar to that of the 1939 Business Census. However, "custom trades" and "services incidental to transportation," which are no longer included in the standard classification of the service trades, are not covered by the 1948 Census. In a number of localities, these exclusions as well as

other changes in the standard classification may have a considerable effect in comparing 1948 with 1939 data, particularly with respect to establishment count.

Establishment definition.—For Census purposes, a business establishment is defined to include only enterprises conducted from a recognizable place of business, provided that the annual sales were in excess of \$5,000 for a wholesale trade establishment and \$500 for establishments in other trades. A detailed analysis of coverage will be provided in future Census of Business publications.

"Number of establishments" is the number of separate business locations, rather than the number of business companies or organizations, since the Census figures represent information reported separately for each business location or establishment. The establishment count reflects the number of places in business at the end of 1948 excluding administrative and executive offices of multiunit organizations, and "chain store" warehouses.

Sales and receipts.—"1948 sales and receipts" represents sales of merchandise and receipts from repairs and other services to customers. The figures reflect deductions for returned goods and allowances, but not for trade-in allowances; they exclude sales and excise taxes collected from customers and paid directly to any taxing agency.

Proprietors.—"Active proprietors..." represents owners and partners of unincorporated businesses who devoted the major portion of their time to the business in November 1948.

Employment.—"Number of paid employees..." represents all employees on the pay roll for the pay period ending nearest November 15, 1948. "Full workweek" employees, whether regular or seasonal, are those who in the November 15 pay period were paid for working at least the number of hours typically worked in a week by employees of the reporting establishment.

1948 CENSUS OF BUSINESS

RETAIL, WHOLESALE, SERVICE TRADES

U. S. DEPARTMENT OF COMMERCE
BUREAU OF THE CENSUS

PRELIMINARY

For Release April 24, 1950

Release Series BC-1P-24-022

CHRISTIAN COUNTY, MO.

Retail, wholesale, and service establishments located in Christian County, Missouri, showed a substantial expansion in dollar volume of trade from 1939 to 1948 according to preliminary figures from the 1948 Census of Business released today by the Bureau of the Census, U. S. Department of Commerce.

Retail sales in the county during 1948 aggregated \$5.7 million, an increase of 338 percent over the \$1.3 million in 1939, when the preceding Census of Business was taken. Wholesale sales in the county reached a total of \$1.2 million in 1948 as compared with \$0.8 million in 1939. The service trades included in the Census of Business recorded receipts totaling \$169,000 in 1948 compared with \$70,000 in 1939.

Employment in the county also rose over the 9-year period between 1939 and 1948 for the above trades. Establishments in these trades reported a combined total of 195 paid employees for the workweek ended nearest November 15, 1948. This compared with a total of 135 employees reported for the week of November 15, 1939.

These preliminary figures have been derived from a Census report on Christian County, Missouri. Final figures, superseding the preliminary data for Christian County, will be included in a Bulletin for the State of Missouri to be issued in several months. Similar data will be made available this year in preliminary and final form for each of the counties and States. A single copy of the preliminary release for Christian County as well as an order blank for other area releases may be obtained by writing to the Bureau of the Census, Washington 25, D. C.

Table 1.—CENSUS OF BUSINESS PRELIMINARY RESULTS FOR 1948, BY TRADE GROUP

CHRISTIAN COUNTY, MO.

| Trade group and kind of business | Number of establishments | 1948 sales and receipts (Thousand dollars) | Active proprietors of unincorporated businesses Nov. 1948 | Paid employees, workweek ended nearest Nov. 15, 1948 | |
|---|--------------------------|---|--|--|-------------------------|
| | | | | Total employees ¹ | Full workweek employees |
| RETAIL TRADE, total..... | 163 | 5,700 | 166 | 175 | 115 |
| Food group..... | 26 | 1,067 | 26 | 18 | 14 |
| Eating and drinking places..... | 26 | 193 | 27 | 27 | 9 |
| General merchandise grp, general stores | 21 | 1,032 | 22 | 23 | 15 |
| Furniture-home furnisgns-appliance grp | 5 | 93 | 5 | 1 | 1 |
| Automotive group..... | 8 | 873 | 9 | 32 | 28 |
| Gasoline service stations..... | 30 | 491 | 30 | 13 | 6 |
| Lumber-building-hardware group..... | 18 | 652 | 19 | 22 | 20 |
| Drug and proprietary stores..... | 5 | 165 | 6 | 8 | 6 |
| All other retail stores..... | 24 | 1,134 | 22 | 31 | 16 |
| WHOLESALE TRADE..... | 8 | 1,153 | 9 | 12 | x |
| SELECTED SERVICE TRADES, ^{2/} total..... | 37 | 169 | 38 | 8 | 5 |
| Personal servites..... | 18 | 70 | 18 | 6 | 3 |
| All other service trades..... | 19 | 99 | 20 | 2 | 2 |
| AMUSEMENTS..... | 7 | 33 | 6 | 7 | x |

Not available.

^{1/} Includes employees paid for less than the full workweek.

^{2/} See General Description on this page for changes from the 1939 Census of Business in the coverage of Service Trades.

GENERAL DESCRIPTION OF PRELIMINARY RELEASES FOR THE 1948 CENSUS OF BUSINESS

This series of releases, of which one is planned for each county in the United States, presents preliminary results of the 1948 Census of Business. The information is based on reports submitted by business establishments for that Census. The figures shown are preliminary, and are subject to revision in the final Census publications, but the changes are expected to be relatively minor with respect to coverage. The final Census figures will be issued in a series of Business Census bulletins which will show additional detailed kind-of-business information for all places where there are a sufficient number of establishments.

The 1948 Census of Business was taken under the provision of the Act of June 19, 1948, which provides that the Business Census be taken for 1948 and for each fifth year thereafter. Previous Business Censuses were taken for the years 1929, 1933, 1935, and 1939.

Scope of the Census.—The 1948 Census of Business covered all establishments in the following trades, as defined by the Standard Industrial Classification Manual, May 1949 issue, of the Executive Office of the President: all retail trades; all wholesale trades; all service trades in the following four groups—personal services, business services, automobile repairs and services, and miscellaneous repair services; hotels; tourist courts and camps; and amusements, including motion picture theaters. Some important services not covered are radio broadcasting and television, medical and health, legal, educational, nonprofit, accounting, and domestic services.

This coverage is similar to that of the 1939 Business Census. However, "custom trades" and "services incidental to transportation," which are no longer included in the standard classification of the service trades, are not covered by the 1948 Census. In a number of localities, these exclusions as well as

other changes in the standard classification may have a considerable effect in comparing 1948 with 1939 data, particularly with respect to establishment count.

Establishment definition.—For Census purposes, a business establishment is defined to include only enterprises conducted from a recognizable place of business, provided that the annual sales were in excess of \$5,000 for a wholesale trade establishment and \$500 for establishments in other trades. A detailed analysis of coverage will be provided in future Census of Business publications.

"Number of establishments" is the number of separate business locations, rather than the number of business companies or organizations, since the Census figures represent information reported separately for each business location or establishment. The establishment count reflects the number of places in business at the end of 1948 excluding administrative and executive offices of multiunit organizations, and "chain store" warehouses.

Sales and receipts.—"1948 sales and receipts" represents sales of merchandise and receipts from repairs and other services to customers. The figures reflect deductions for returned goods and allowances, but not for trade-in allowances; they exclude sales and excise taxes collected from customers and paid directly to any taxing agency.

Proprietors.—"Active proprietors..." represents owners and partners of unincorporated businesses who devoted the major portion of their time to the business in November 1948.

Employment.—"Number of paid employees..." represents all employees on the pay roll for the pay period ending nearest November 15, 1948. "Full workweek" employees, whether regular or seasonal, are those who in the November 15 pay period were paid for working at least the number of hours typically worked in a week by employees of the reporting establishment.

1948 CENSUS OF BUSINESS

RETAIL, WHOLESALE, SERVICE TRADES

U. S. DEPARTMENT OF COMMERCE
BUREAU OF THE CENSUS

PRELIMINARY

For Release April 24, 1950

Release Series BC-1P-24-023

CLARK COUNTY, MO.

Retail, wholesale, and service establishments located in Clark County, Missouri, showed a substantial expansion in dollar volume of trade from 1939 to 1948 according to preliminary figures from the 1948 Census of Business released today by the Bureau of the Census, U. S. Department of Commerce.

Retail sales in the county during 1948 aggregated \$6.8 million, an increase of 325 percent over the \$1.6 million in 1939, when the preceding Census of Business was taken. Wholesale sales in the county reached a total of \$1.7 million in 1948 as compared with \$0.6 million in 1939. The service trades included in the Census of Business recorded receipts totaling \$109,000 in 1948 compared with \$70,000 in 1939.

Employment in the county also rose over the 9-year period between 1939 and 1948 for the above trades. Establishments in these trades reported a combined total of 243 paid employees for the workweek ended nearest November 15, 1948. This compared with a total of 157 employees reported for the week of November 15, 1939.

These preliminary figures have been derived from a Census report on Clark County, Missouri. Final figures, superseding the preliminary data for Clark County, will be included in a Bulletin for the State of Missouri to be issued in several months. Similar data will be made available this year in preliminary and final form for each of the counties and States. A single copy of the preliminary release for Clark County as well as an order blank for other area releases may be obtained by writing to the Bureau of the Census, Washington 25, D.C.

Table 1.—CENSUS OF BUSINESS PRELIMINARY RESULTS FOR 1948, BY TRADE GROUP

CLARK COUNTY, MO.

| Trade group and kind of business | Number of establishments | 1948 sales and receipts (Thousand dollars) | Active proprietors of unincorporated businesses Nov. 1948 | Paid employees, workweek ended nearest Nov. 15, 1948 | |
|--|--------------------------|---|--|--|-------------------------|
| | | | | Total employees ¹ | Full workweek employees |
| RETAIL TRADE, total..... | 139 | 6,761 | 145 | 215 | 159 |
| Food group..... | 28 | 1,229 | 28 | 31 | 19 |
| Eating and drinking places..... | 16 | 216 | 16 | 32 | 23 |
| Gasoline service stations..... | 27 | 648 | 32 | 14 | 9 |
| All other retail stores..... | 68 | 4,668 | 69 | 138 | 108 |
| WHOLESALE TRADE..... | 10 | 1,718 | 9 | 15 | x |
| SELECTED SERVICE TRADE, ^{2/} total..... | 26 | 109 | 26 | 13 | 10 |
| Personal services..... | 13 | 72 | 13 | 11 | 8 |
| All other service trades..... | 13 | 37 | 13 | 2 | 2 |

x Not available.

^{1/} Includes employees paid for less than the full workweek.

^{2/} See General Description on last page for changes from the 1939 Census of Business in the coverage of Service Trades.

GENERAL DESCRIPTION OF PRELIMINARY RELEASES FOR THE 1948 CENSUS OF BUSINESS

This series of releases, of which one is planned for each county in the United States, presents preliminary results of the 1948 Census of Business. The information is based on reports submitted by business establishments for that Census. The figures shown are preliminary, and are subject to revision in the final Census publications, but the changes are expected to be relatively minor with respect to coverage. The final Census figures will be issued in a series of Business Census bulletins which will show additional detailed kind-of-business information for all places where there are a sufficient number of establishments.

The 1948 Census of Business was taken under the provision of the Act of June 19, 1948, which provides that the Business Census be taken for 1948 and for each fifth year thereafter. Previous Business Censuses were taken for the years 1929, 1933, 1935, and 1939.

Scope of the Census.—The 1948 Census of Business covered all establishments in the following trades, as defined by the Standard Industrial Classification Manual, May 1949 issue, of the Executive Office of the President: all retail trades; all wholesale trades; all service trades in the following four groups—personal services, business services, automobile repairs and services, and miscellaneous repair services; hotels; tourist courts and camps; and amusements, including motion picture theaters. Some important services not covered are radio broadcasting and television, medical and health, legal, educational, nonprofit, accounting, and domestic services.

This coverage is similar to that of the 1939 Business Census. However, "custom trades" and "services incidental to transportation," which are no longer included in the standard classification of the service trades, are not covered by the 1948 Census. In a number of localities, these exclusions as well as other changes in the standard classification may have a considerable effect in comparing

1948 with 1939 data, particularly with respect to establishment count.

Establishment definition.—For Census purposes, a business establishment is defined to include only enterprises conducted from a recognizable place of business, provided that the annual sales were in excess of \$5,000 for a wholesale trade establishment and \$500 for establishments in other trades. A detailed analysis of coverage will be provided in future Census of Business publications.

"Number of establishments" is the number of separate business locations, rather than the number of business companies or organizations, since the Census figures represent information reported separately for each business location or establishment. The establishment count reflects the number of places in business at the end of 1948 excluding administrative and executive offices of multiunit organizations, and "chain store" warehouses.

Sales and receipts.—"1948 sales and receipts" represents sales of merchandise and receipts from repairs and other services to customers. The figures reflect deductions for returned goods and allowances, but not for trade-in allowances; they exclude sales and excise taxes collected from customers and paid directly to any taxing agency.

Proprietors.—"Active proprietors..." represents owners and partners of unincorporated businesses who devoted the major portion of their time to the business in November 1948.

Employment.—"Number of paid employees..." represents all employees on the pay roll for the pay period ending nearest November 15, 1948. "Full workweek" employees, whether regular or seasonal, are those who in the November 15 pay period were paid for working at least the number of hours typically worked in a week by employees of the reporting establishment.

1948 CENSUS OF BUSINESS

RETAIL, WHOLESALE, SERVICE TRADES

U. S. DEPARTMENT OF COMMERCE
BUREAU OF THE CENSUS

PRELIMINARY

For Release May 29, 1950

Release Series BC-1P-24-024

CLAY COUNTY, MO.

Retail, wholesale, and service establishments located in Clay County, Missouri, showed a substantial expansion in dollar volume of trade from 1939 to 1948 according to preliminary figures from the 1948 Census of Business released today by the Bureau of the Census, U. S. Department of Commerce.

Retail sales in the county during 1948 aggregated \$37.2 million, an increase of 254 percent over the 10.5 million in 1939, when the preceding Census of Business was taken. Wholesale sales in the county reached a total of \$106.8 million in 1948 as compared with \$17.9 million in 1939. The service trades included in the Census of Business recorded receipts totaling \$1.7 million in 1948 compared with \$0.5 million in 1939.

Employment in the county also rose over the 9-year period between 1939 and 1948 for the above trades. Establishments in these trades reported a combined total of 3,375 paid employees for the workweek ended nearest November 15, 1948. This compared with a total of 1,727 employees reported for the week of November 15, 1939.

These preliminary figures have been derived from a Census report on Clay County, Missouri, which also includes data for Excelsior Springs, Liberty, and North Kansas City. Final figures, supereeding the preliminary data for Clay County, will be included in a Bulletin for the State of Missouri to be issued in several months. Similar data will be made available this year in preliminary and final form for each of the counties and States. A single copy of the preliminary release for Clay County as well as an order blank for other area releases may be obtained by writing to the Bureau of the Census, Washington 25, D. C.

Table 1.—CENSUS OF BUSINESS PRELIMINARY RESULTS FOR 1948, BY TRADE GROUP

CLAY COUNTY, MO.

| Trade group and kind of business | Number of establishments | 1948 sales and receipts (Thousand dollars) | Active proprietors of unincorporated businesses Nov. 1948 | Paid employees, workweek ended nearest Nov. 15, 1948 | |
|---|--------------------------|---|--|--|-------------------------|
| | | | | Total employees ¹ | Full workweek employees |
| RETAIL TRADE, ² total..... | 523 | 37,227 | 541 | 1,894 | 1,539 |
| Food group..... | 101 | 8,104 | 71 | 242 | 192 |
| Eating and drinking places..... | 110 | 3,610 | 139 | 555 | 460 |
| General merchandise group, general stores.... | 12 | 1,036 | 12 | 100 | 65 |
| Apparel group..... | 23 | 1,095 | 20 | 79 | 52 |
| Furniture-home furnishings-appliance group... | 24 | 1,152 | 24 | 50 | 40 |
| Automotive group..... | 29 | 8,864 | 29 | 273 | 263 |
| Gasoline service stations..... | 93 | 3,378 | 95 | 154 | 116 |
| Lumber-building-hardware group..... | 41 | 3,740 | 40 | 186 | 156 |
| Drug and proprietary stores..... | 23 | 2,201 | 24 | 169 | 131 |
| All other retail stores..... | 67 | 4,047 | 73 | 86 | 64 |
| WHOLESALE TRADE, total..... | 73 | 106,807 | 29 | 1,200 | x |
| Merchant wholesalers..... | 38 | 59,693 | 14 | 586 | x |
| Petroleum bulk plants, terminals..... | 17 | 2,203 | 14 | 13 | x |
| Other types of wholesale..... | 18 | 44,911 | 1 | 601 | x |
| SELECTED SERVICE TRADES, ² /total..... | 132 | 1,698 | 134 | 281 | 266 |
| Personal services..... | 79 | 1,028 | 78 | 220 | 210 |
| All other service trades..... | 53 | 670 | 56 | 61 | 56 |
| TOURIST COURTS AND CAMPS..... | 8 | 57 | 9 | 3 | 2 |
| AMUSEMENTS..... | 22 | 439 | 20 | 36 | x |

x Not available.

1/ Includes employees paid for less than the full workweek.

2/ See General Description on last page for changes from the 1939 Census of Business in the coverage of Service Trades.

Table 2.—CENSUS OF BUSINESS PRELIMINARY RESULTS FOR 1948 FOR CITIES OF 2,500 INHABITANTS OR MORE

CLAY COUNTY, MO.

(Data omitted for trade groups where necessary to avoid disclosure)

| City and trade group ¹ | Number of establishments | 1948 sales and receipts (Thousand dollars) | Active proprietors of unincorporated businesses Nov. 1948 | Paid employees, workweek ended nearest Nov. 15, 1948 | |
|--|--------------------------|---|--|--|-------------------------|
| | | | | Total employees ² | Full workweek employees |
| Excelsior Springs: | | | | | |
| Retail trade..... | 110 | 6,256 | 112 | 390 | 303 |
| Selected service trades..... | 34 | 528 | 34 | 128 | 126 |
| Amusements..... | 9 | 258 | 8 | 15 | x |
| Liberty: | | | | | |
| Retail trade..... | 85 | 6,617 | 90 | 265 | 177 |
| Selected service trades..... | 20 | 260 | 25 | 55 | 50 |
| North Kansas City: | | | | | |
| Retail trade..... | 97 | 14,911 | 88 | 735 | 641 |
| Selected service trades..... | 20 | 537 | 22 | 72 | 64 |
| Remainder of county:^{3/} | | | | | |
| Retail trade..... | 231 | 9,443 | 251 | 504 | 418 |
| Selected service trades..... | 52 | 373 | 53 | 26 | 26 |
| Amusements..... | 7 | 71 | 5 | 5 | x |

x Not available.

1/ See General Description on this page for changes from the 1939 Census of Business in the coverage of Service Trades.

2/ Includes employees paid for less than the full workweek.

3/ Includes figures for establishments not located in cities of 2,500 inhabitants or more.

GENERAL DESCRIPTION OF PRELIMINARY RELEASES FOR THE 1948 CENSUS OF BUSINESS

This series of releases, of which one is planned for each county in the United States, presents preliminary results of the 1948 Census of Business. The information is based on reports submitted by business establishments for that Census. The figures shown are preliminary, and are subject to revision in the final Census publications, but the changes are expected to be relatively minor with respect to coverage. The final Census figures will be issued in a series of Business Census bulletins which will show additional detailed kind-of-business information for all places where there are a sufficient number of establishments.

The 1948 Census of Business was taken under the provision of the Act of June 19, 1948, which provides that the Business Census be taken for 1948 and for each fifth year thereafter. Previous Business Censuses were taken for the years 1929, 1933, 1935, and 1939.

Scope of the Census.—The 1948 Census of Business covered all establishments in the following trades, as defined by the Standard Industrial Classification Manual, May 1949 issue, of the Executive Office of the President: all retail trades; all wholesale trades; all service trades in the following four groups—personal services, business services, automobile repairs and services, and miscellaneous repair services; hotels; tourist courts and camps; and amusements, including motion picture theaters. Some important services not covered are radio broadcasting and television, medical and health, legal, educational, nonprofit, accounting, and domestic services.

This coverage is similar to that of the 1939 Business Census. However, "custom trades" and "services incidental to transportation," which are no longer included in the standard classification of the service trades, are not covered by the 1948 Census. In a number of localities, these exclusions as well as

other changes in the standard classification may have a considerable effect in comparing 1948 with 1939 data, particularly with respect to establishment count.

Establishment definition.—For Census purposes, a business establishment is defined to include only enterprises conducted from a recognizable place of business, provided that the annual sales were in excess of \$5,000 for a wholesale trade establishment and \$500 for establishments in other trades. A detailed analysis of coverage will be provided in future Census of Business publications.

"Number of establishments" is the number of separate business locations, rather than the number of business companies or organizations, since the Census figures represent information reported separately for each business location or establishment. The establishment count reflects the number of places in business at the end of 1948 excluding administrative and executive offices of multiunit organizations, and "chain store" warehouses.

Sales and receipts.—"1948 sales and receipts" represents sales of merchandise and receipts from repairs and other services to customers. The figures reflect deductions for returned goods and allowances, but not for trade-in allowances; they exclude sales and excise taxes collected from customers and paid directly to any taxing agency.

Proprietors.—"Active proprietors..." represents owners and partners of unincorporated businesses who devoted the major portion of their time to the business in November 1948.

Employment.—"Number of paid employees..." represents all employees on the pay roll for the pay period ending nearest November 15, 1948. "Full workweek" employees, whether regular or seasonal, are those who in the November 15 pay period were paid for working at least the number of hours typically worked in a week by employees of the reporting establishment.

1948 CENSUS OF BUSINESS

RETAIL, WHOLESALE, SERVICE TRADES

U. S. DEPARTMENT OF COMMERCE
BUREAU OF THE CENSUS

PRELIMINARY

For Release April 27, 1950

Release Series BC-1P-24-023

CLINTON COUNTY, MO.

Retail, wholesale, and service establishments located in Clinton County, Missouri, showed a substantial expansion in dollar volume of trade from 1939 to 1948 according to preliminary figures from the 1948 Census of Business released today by the Bureau of the Census, U. S. Department of Commerce.

Retail sales in the county during 1948 aggregated \$13.1 million, an increase of 309 percent over the \$3.2 million in 1939, when the preceding Census of Business was taken. Wholesale sales in the county reached a total of \$2.5 million in 1948 as compared with \$1.1 million in 1939. The service trades included in the Census of Business recorded receipts totaling \$360,000 in 1948 compared with \$145,000 in 1939.

Employment in the county also rose over the 9-year period between 1939 and 1948 for the above trades. Establishments in these trades reported a combined total of 636 paid employees for the workweek ended nearest November 15, 1948. This compared with a total of 413 employees reported for the week of November 15, 1939.

These preliminary figures have been derived from a Census report on Clinton County, Missouri, which also includes data for the part of the city of Cameron located in Clinton County. Final figures, superseding the preliminary data for Clinton County, will be included in a Bulletin for the State of Missouri to be issued in several months. Similar data will be made available this year in preliminary and final form for each of the counties and States. A single copy of the preliminary release for Clinton County as well as an order blank for other area releases may be obtained by writing to the Bureau of the Census, Washington 25, D. C.

Table 1.—CENSUS OF BUSINESS PRELIMINARY RESULTS FOR 1948, BY TRADE GROUP
CLINTON COUNTY, MO.

| Trade group and kind of business | Number of establishments | 1948 sales and receipts (Thousand dollars) | Active proprietors of unincorporated businesses Nov. 1948 | Paid employees, workweek ended nearest Nov. 15, 1948 | |
|---|--------------------------|---|--|--|-------------------------|
| | | | | Total employees ¹ | Full workweek employees |
| RETAIL TRADE, total..... | 191 | 13,089 | 192 | 540 | 453 |
| Food group..... | 45 | 2,020 | 45 | 73 | 57 |
| Eating and drinking places..... | 24 | 440 | 27 | 79 | 59 |
| Apparel group..... | 10 | 409 | 13 | 18 | 8 |
| Furniture-home furnishings-appliance grp. | 11 | 364 | 8 | 15 | 14 |
| Automotive group..... | 13 | 2,979 | 20 | 103 | 101 |
| Gasoline service stations..... | 26 | 550 | 28 | 22 | 14 |
| Lumber-building-hardware group..... | 22 | 1,738 | 18 | 77 | 77 |
| Drug and proprietary stores..... | 8 | 430 | 9 | 31 | 27 |
| All other retail stores..... | 27 | 4,159 | 24 | 122 | 101 |
| WHOLESALE TRADE..... | 19 | 2,500 | 15 | 42 | x |
| SELECTED SERVICE TRADES, ^{2/} total..... | 51 | 360 | 51 | 54 | 46 |
| Personal services..... | 36 | 234 | 37 | 42 | 34 |
| All other service trades..... | 15 | 126 | 14 | 12 | 12 |

x Not available.

^{1/} Includes employees paid for less than the full workweek.

^{2/} See General Description on last page for changes from the 1939 Census of Business in the coverage of Service Trades.

Table 2.—CENSUS OF BUSINESS PRELIMINARY RESULTS FOR 1948 FOR CITIES OF 2,500 INHABITANTS OR MORE
CLINTON COUNTY, MO.

(Data omitted for trade groups where necessary to avoid disclosure)

| City and trade group ¹ | Number of establishments | 1948 sales and receipts (Thousand dollars) | Active proprietors of unincorporated businesses Nov. 1948 | Paid employees, workweek ended nearest Nov. 15, 1948 | |
|-----------------------------------|--------------------------|---|--|--|-------------------------|
| | | | | Total employees ² | Full workweek employees |
| Cameron: (part) | | | | | |
| Retail trade..... | 86 | 6,454 | 91 | 330 | 273 |
| Selected service trades..... | 28 | 201 | 28 | 39 | 34 |
| Remainder of county: | | | | | |
| Retail trade..... | 105 | 6,635 | 101 | 210 | 185 |
| Selected service trades..... | 23 | 159 | 23 | 15 | 12 |

1/ See General Description on this page for changes from the 1939 Census of Business in the coverage of Service Trades.

2/ Includes employees paid for less than the full workweek.

GENERAL DESCRIPTION OF PRELIMINARY RELEASES FOR THE 1948 CENSUS OF BUSINESS

This series of releases, of which one is planned for each county in the United States, presents preliminary results of the 1948 Census of Business. The information is based on reports submitted by business establishments for that Census. The figures shown are preliminary, and are subject to revision in the final Census publications, but the changes are expected to be relatively minor with respect to coverage. The final Census figures will be issued in a series of Business Census bulletins which will show additional detailed kind-of-business information for all places where there are a sufficient number of establishments.

The 1948 Census of Business was taken under the provision of the Act of June 19, 1948, which provides that the Business Census be taken for 1948 and for each fifth year thereafter. Previous Business Censuses were taken for the years 1929, 1933, 1935, and 1939.

Scope of the Census.—The 1948 Census of Business covered all establishments in the following trades, as defined by the Standard Industrial Classification Manual, May 1949 issue, of the Executive Office of the President: all retail trades; all wholesale trades; all service trades in the following four groups—personal services, business services, automobile repairs and services, and miscellaneous repair services; hotels; tourist courts and camps; and amusements, including motion picture theaters. Some important services not covered are radio broadcasting and television, medical and health, legal, educational, nonprofit, accounting, and domestic services.

This coverage is similar to that of the 1939 Business Census. However, "custom trades" and "services incidental to transportation," which are no longer included in the standard classification of the service trades, are not covered by the 1948 Census. In a number of localities, these exclusions as well as other changes in the standard classification may have

a considerable effect in comparing 1948 with 1939 data, particularly with respect to establishment count.

Establishment definition.—For Census purposes, a business establishment is defined to include only enterprises conducted from a recognizable place of business, provided that the annual sales were in excess of \$5,000 for a wholesale trade establishment and \$500 for establishments in other trades. A detailed analysis of coverage will be provided in future Census of Business publications.

"Number of establishments" is the number of separate business locations, rather than the number of business companies or organizations, since the Census figures represent information reported separately for each business location or establishment. The establishment count reflects the number of places in business at the end of 1948 excluding administrative and executive offices of multiunit organizations, and "chain store" warehouses.

Sales and receipts.—"1948 sales and receipts" represents sales of merchandise and receipts from repairs and other services to customers. The figures reflect deductions for returned goods and allowances, but not for trade-in allowances; they exclude sales and excise taxes collected from customers and paid directly to any taxing agency.

Proprietors.—"Active proprietors..." represents owners and partners of unincorporated businesses who devoted the major portion of their time to the business in November 1948.

Employment.—"Number of paid employees..." represents all employees on the pay roll for the pay period ending nearest November 15, 1948. "Full workweek" employees, whether regular or seasonal, are those who in the November 15 pay period were paid for working at least the number of hours typically worked in a week by employees of the reporting establishment.

1948 CENSUS OF BUSINESS

RETAIL, WHOLESALE, SERVICE TRADES

U. S. DEPARTMENT OF COMMERCE
BUREAU OF THE CENSUS

PRELIMINARY

For Release May 8, 1950

Release Series BC-1P-24-026

COLE COUNTY, MO.

Retail, wholesale, and service establishments located in Cole County, Missouri, showed a substantial expansion in dollar volume of trade from 1939 to 1948 according to preliminary figures from the 1948 Census of Business released today by the Bureau of the Census, U. S. Department of Commerce.

Retail sales in the county during 1948 aggregated \$31.7 million, an increase of 188 percent over the \$11.0 million in 1939, when the preceding Census of Business was taken. Wholesale sales in the county reached a total of \$11.1 million in 1948 as compared with \$2.7 million in 1939. The service trades included in the Census of Business recorded receipts totaling \$1.6 million in 1948 compared with \$0.8 million in 1939.

Employment in the county also rose over the 9-year period between 1939 and 1948 for the above trades. Establishments in these trades reported a combined total of 2,244 paid employees for the workweek ended nearest November 15, 1948. This compared with a total of 1,791 employees reported for the week of November 15, 1939.

These preliminary figures have been derived from a Census report on Cole County, Missouri, which also includes data for Jefferson City. Final figures, superseding the preliminary data for Cole County, will be included in a Bulletin for the State of Missouri to be issued in several months. Similar data will be made available this year in preliminary and final form for each of the counties and States. A single copy of the preliminary release for Cole County as well as an order blank for other area releases may be obtained by writing to the Bureau of the Census, Washington 25, D. C.

Table 1.--CENSUS OF BUSINESS PRELIMINARY RESULTS FOR 1948, BY TRADE GROUP
COLE COUNTY, MO.

| Trade group and kind of business | Number of establishments | 1948 sales and receipts (Thousand dollars) | Active proprietors of unincorporated businesses Nov. 1948 | Paid employees, workweek ended nearest Nov. 15, 1948 | |
|---|--------------------------|---|--|--|-------------------------|
| | | | | Total employees ¹ | Full workweek employees |
| RETAIL TRADE, total..... | 370 | 31,653 | 313 | 1,676 | 1,391 |
| Food group..... | 71 | 5,911 | 56 | 166 | 127 |
| Eating and drinking places..... | 78 | 1,940 | 80 | 248 | 212 |
| General merchandise grp, general stores. | 9 | 3,026 | 5 | 269 | 175 |
| Apparel group..... | 30 | 2,608 | 24 | 138 | 110 |
| Furniture-home furnishgs-appliance grp. | 14 | 1,394 | 6 | 102 | 82 |
| Automotive group..... | 26 | 7,171 | 10 | 268 | 258 |
| Gasoline service stations..... | 44 | 1,682 | 41 | 78 | 63 |
| Lumber-building-hardware group..... | 26 | 2,453 | 26 | 141 | 128 |
| Drug and proprietary stores..... | 16 | 1,357 | 13 | 95 | 81 |
| All other retail stores..... | 56 | 4,111 | 52 | 171 | 155 |
| WHOLESALE TRADE, total..... | 44 | 11,105 | 22 | 230 | x |
| Merchant wholesalers..... | 23 | 7,254 | 14 | 134 | x |
| Other types of wholesale..... | 21 | 3,851 | 8 | 96 | x |
| SELECTED SERVICE TRADES, ² /total..... | 108 | 1,591 | 115 | 338 | 302 |
| Personal services..... | 75 | 1,091 | 83 | 260 | 226 |
| All other service trades..... | 33 | 500 | 32 | 78 | 76 |

x Not available.

¹/ Includes employees paid for less than the full workweek.

²/ See General Description on last page for changes from the 1939 Census of Business in the coverage of Service Trades.

Table 2.—CENSUS OF BUSINESS PRELIMINARY RESULTS FOR 1948 FOR CITIES OF 2,500 INHABITANTS OR MORE

COLE COUNTY, MO.

(Data omitted for trade groups where necessary to avoid disclosure)

| City and trade group ¹ | Number of establishments | 1948 sales and receipts (Thousand dollars) | Active proprietors of unincorporated businesses Nov. 1948 | Paid employees, workweek ended nearest Nov. 15, 1948 | |
|-----------------------------------|--------------------------|---|--|--|-------------------------|
| | | | | Total employees ² | Full workweek employees |
| Jefferson City: | | | | | |
| Retail trade..... | 294 | 29,146 | 248 | 1,615 | 1,338 |
| Wholesale trade..... | 38 | 10,302 | 19 | 215 | x |
| Selected service trades.... | 96 | 1,517 | 103 | 333 | 297 |
| Remainder of county: | | | | | |
| Retail trade..... | 76 | 2,507 | 65 | 61 | 53 |
| Wholesale trade..... | 6 | 803 | 3 | 15 | x |
| Selected service trades.... | 12 | 74 | 12 | 5 | 5 |

x Not available.

1/ See General Description on this page for changes from the 1939 Census of Business in the coverage of Service Trades.

2/ Includes employees paid for less than the full workweek.

GENERAL DESCRIPTION OF PRELIMINARY RELEASES FOR THE 1948 CENSUS OF BUSINESS

This series of releases, of which one is planned for each county in the United States, presents preliminary results of the 1948 Census of Business. The information is based on reports submitted by business establishments for that Census. The figures shown are preliminary, and are subject to revision in the final Census publications, but the changes are expected to be relatively minor with respect to coverage. The final Census figures will be issued in a series of Business Census bulletins which will show additional detailed kind-of-business information for all places where there are a sufficient number of establishments.

The 1948 Census of Business was taken under the provision of the Act of June 19, 1948, which provides that the Business Census be taken for 1948 and for each fifth year thereafter. Previous Business Censuses were taken for the years 1929, 1933, 1935, and 1939.

Scope of the Census.—The 1948 Census of Business covered all establishments in the following trades, as defined by the Standard Industrial Classification Manual, May 1949 issue, of the Executive Office of the President: all retail trades; all wholesale trades; all service trades in the following four groups—personal services, business services, automobile repairs and services, and miscellaneous repair services; hotels; tourist courts and camps; and amusements, including motion picture theaters. Some important services not covered are radio broadcasting and television, medical and health, legal, educational, nonprofit, accounting, and domestic services.

This coverage is similar to that of the 1939 Business Census. However, "custom trades" and "services incidental to transportation," which are no longer included in the standard classification of the service trades, are not covered by the 1948 Census. In a number of localities, these exclusions as well as

other changes in the standard classification may have a considerable effect in comparing 1948 with 1939 data, particularly with respect to establishment count.

Establishment definition.—For Census purposes, a business establishment is defined to include only enterprises conducted from a recognizable place of business, provided that the annual sales were in excess of \$5,000 for a wholesale trade establishment and \$500 for establishments in other trades. A detailed analysis of coverage will be provided in future Census of Business publications.

"Number of establishments" is the number of separate business locations, rather than the number of business companies or organizations, since the Census figures represent information reported separately for each business location or establishment. The establishment count reflects the number of places in business at the end of 1948 excluding administrative and executive offices of multiunit organizations, and "chain store" warehouses.

Sales and receipts.—"1948 sales and receipts" represents sales of merchandise and receipts from repairs and other services to customers. The figures reflect deduction for returned goods and allowances, but not for trade-in allowances; they exclude sales and excise taxes collected from customers and paid directly to any taxing agency.

Proprietors.—"Active proprietors..." represents owners and partners of unincorporated businesses who devoted the major portion of their time to the business in November 1948.

Employment.—"Number of paid employees..." represents all employees on the pay roll for the pay period ending nearest November 15, 1948. "Full workweek" employees, whether regular or seasonal, are those who in the November 15 pay period were paid for working at least the number of hours typically worked in a week by employees of the reporting establishment.

1948 CENSUS OF BUSINESS

RETAIL, WHOLESALE, SERVICE TRADES

U. S. DEPARTMENT OF COMMERCE
BUREAU OF THE CENSUS

PRELIMINARY

For Release April 27, 1950

Release Series BC-1P-24-027

COOPER COUNTY, MO.

Retail, wholesale, and service establishments located in Cooper County, Missouri, showed a substantial expansion in dollar volume of trade from 1939 to 1948 according to preliminary figures from the 1948 Census of Business released today by the Bureau of the Census, U. S. Department of Commerce.

Retail sales in the county during 1948 aggregated \$12.2 million, an increase of 213 percent over the \$3.9 million in 1939, when the preceding Census of Business was taken. Wholesale sales in the county reached a total of \$2.8 million in 1948 as compared with \$1.8 million in 1939. The service trades included in the Census of Business recorded receipts totaling \$535,000 in 1948 compared with \$216,000 in 1939.

Employment in the county also rose over the 9-year period between 1939 and 1948 for the above trades. Establishments in these trades reported a combined total of 777 paid employees for the workweek ended nearest November 15, 1948. This compared with a total of 596 employees reported for the week of November 15, 1939.

These preliminary figures have been derived from a Census report on Cooper County, Missouri, which also includes data for the city of Boonville. Final figures, superseding the preliminary data for Cooper County, will be included in a Bulletin for the State of Missouri to be issued in several months. Similar data will be made available this year in preliminary and final form for each of the counties and States. A single copy of the preliminary release for Cooper County as well as an order blank for other area releases may be obtained by writing to the Bureau of the Census, Washington 25, D. C.

Table 1.—CENSUS OF BUSINESS PRELIMINARY RESULTS FOR 1948, BY TRADE GROUP
COOPER COUNTY, MO.

| Trade group and kind of business | Number of establishments | 1948 sales and receipts (Thousand dollars) | Active proprietors of unincorporated businesses Nov. 1948 | Paid employees, workweek ended nearest Nov. 15, 1948 | |
|---|--------------------------|---|--|--|-------------------------|
| | | | | Total employees ¹ | Full workweek employees |
| RETAIL TRADE, total..... | 232 | 12,156 | 223 | 658 | 501 |
| Food group..... | 48 | 2,213 | 42 | 82 | 60 |
| Eating and drinking places..... | 37 | 685 | 38 | 112 | 97 |
| General merchandise grp, general stores..... | 10 | 1,034 | 8 | 90 | 53 |
| Apparel group..... | 10 | 714 | 15 | 35 | 27 |
| Furniture-home furnishgs-appliance grp..... | 10 | 610 | 14 | 24 | 21 |
| Automotive group..... | 21 | 2,168 | 16 | 106 | 95 |
| Gasoline service stations..... | 34 | 790 | 35 | 33 | 26 |
| Lumber-building-hardware group..... | 22 | 1,768 | 18 | 62 | 59 |
| Drug and proprietary stores..... | 11 | 452 | 10 | 30 | 20 |
| All other retail stores..... | 29 | 1,722 | 27 | 84 | 43 |
| WHOLESALE TRADE..... | 19 | 2,752 | 13 | 27 | x |
| SELECTED SERVICE TRADES, ² /total..... | 64 | 535 | 67 | 92 | 81 |
| Personal services..... | 33 | 303 | 32 | 75 | 64 |
| All other service trades..... | 31 | 232 | 35 | 17 | 17 |
| AMUSEMENTS..... | 7 | 150 | 7 | 21 | x |

x Not available.

¹/ Includes employees paid for less than the full workweek.

²/ See General Description on last page for changes from the 1939 Census of Business in the coverage of Service Trades.

Table 2.—CENSUS OF BUSINESS PRELIMINARY RESULTS FOR 1948 FOR CITIES OF 2,500 INHABITANTS OR MORE
COOPER COUNTY, MO.

(Data omitted for trade groups where necessary to avoid disclosure)

| City and trade group ¹ | Number of establishments | 1948 sales and receipts (Thousand dollars) | Active proprietors of unincorporated businesses Nov. 1948 | Paid employees, workweek ended nearest Nov. 15, 1948 | |
|-----------------------------------|--------------------------|---|--|--|-------------------------|
| | | | | Total employees ² | Full workweek employees |
| Boonville: | | | | | |
| Retail trade..... | 120 | 9,308 | 114 | 558 | 421 |
| Wholesale trade..... | 12 | 2,405 | 8 | 25 | x |
| Selected service trades..... | 36 | 420 | 40 | 81 | 74 |
| Remainder of county: | | | | | |
| Retail trade..... | 112 | 2,848 | 109 | 100 | 80 |
| Wholesale trade..... | 7 | 347 | 5 | 2 | x |
| Selected service trades..... | 28 | 115 | 27 | 11 | 7 |

x Not available.

1/ See General Description on this page for changes from the 1939 Census of Business in the coverage of Service Trades.

2/ Includes employees paid for less than the full workweek.

GENERAL DESCRIPTION OF PRELIMINARY RELEASES FOR THE 1948 CENSUS OF BUSINESS

This series of releases, of which one is planned for each county in the United States, presents preliminary results of the 1948 Census of Business. The information is based on reports submitted by business establishments for that Census. The figures shown are preliminary, and are subject to revision in the final Census publications, but the changes are expected to be relatively minor with respect to coverage. The final Census figures will be issued in a series of Business Census bulletins which will show additional detailed kind-of-business information for all places where there are a sufficient number of establishments.

The 1948 Census of Business was taken under the provision of the Act of June 19, 1948, which provides that the Business Census be taken for 1948 and for each fifth year thereafter. Previous Business Censuses were taken for the years 1929, 1933, 1935, and 1939.

Scope of the Census.—The 1948 Census of Business covered all establishments in the following trades, as defined by the Standard Industrial Classification Manual, May 1949 issue, of the Executive Office of the President: all retail trades; all wholesale trades; all service trades in the following four groups—personal services, business services, automobile repairs and services, and miscellaneous repair services; hotels; tourist courts and camps; and amusements, including motion picture theaters. Some important services not covered are radio broadcasting and television, medical and health, legal, educational, nonprofit, accounting, and domestic services.

This coverage is similar to that of the 1939 Business Census. However, "custom trades" and "services incidental to transportation," which are no longer included in the standard classification of the service trades, are not covered by the 1948 Census. In a number of localities, these exclusions as well as other changes in the standard classification may have

a considerable effect in comparing 1948 with 1939 data, particularly with respect to establishment count.

Establishment definition.—For Census purposes, a business establishment is defined to include only enterprises conducted from a recognizable place of business, provided that the annual sales were in excess of \$5,000 for a wholesale trade establishment and \$500 for establishments in other trades. A detailed analysis of coverage will be provided in future Censuses of Business publications.

"Number of establishments" is the number of separate business locations, rather than the number of business companies or organizations, since the Census figures represent information reported separately for each business location or establishment. The establishment count reflects the number of places in business at the end of 1948 excluding administrative and executive offices of multiunit organizations, and "chain store" warehouses.

Sales and receipts.—"1948 sales and receipts" represents sales of merchandise and receipts from repairs and other services to customers. The figures reflect deductions for returned goods and allowances, but not for trade-in allowances; they exclude sales and excise taxes collected from customers and paid directly to any taxing agency.

Proprietors.—"Active proprietors..." represents owners and partners of unincorporated businesses who devoted the major portion of their time to the business in November 1948.

Employment.—"Number of paid employees..." represents all employees on the pay roll for the pay period ending nearest November 15, 1948. "Full workweek" employees, whether regular or seasonal, are those who in the November 15 pay period were paid for working at least the number of hours typically worked in a week by employees of the reporting establishment.

1948 CENSUS OF BUSINESS

RETAIL, WHOLESALE, SERVICE TRADES

U. S. DEPARTMENT OF COMMERCE
BUREAU OF THE CENSUS

PRELIMINARY

For Release April 24, 1950

Release Series BC-1P-24-028

CRAWFORD COUNTY, MO.

Retail, wholesale, and service establishments located in Crawford County, Missouri, showed a substantial expansion in dollar volume of trade from 1939 to 1948 according to preliminary figures from the 1948 Census of Business released today by the Bureau of the Census, U. S. Department of Commerce.

Retail sales in the county during 1948 aggregated \$5.6 million, an increase of 195 percent over the \$1.9 million in 1939, when the preceding Census of Business was taken. Wholesale sales in the county reached a total of \$1.8 million in 1948 as compared with \$0.4 million in 1939. The service trades included in the Census of Business recorded receipts totaling \$175,000 in 1948 compared with \$53,000 in 1939.

Employment in the county also rose over the 9-year period between 1939 and 1948 for the above trades. Establishments in these trades reported a combined total of 338 paid employees for the workweek ended nearest November 15, 1948. This compared with a total of 212 employees reported for the week of November 15, 1939.

These preliminary figures have been derived from a Census report on Crawford County, Missouri. Final figures, superseding the preliminary data for Crawford County, will be included in a Bulletin for the State of Missouri to be issued in several months. Similar data will be made available this year in preliminary and final form for each of the counties and States. A single copy of the preliminary release for Crawford County as well as an order blank for other area releases may be obtained by writing to the Bureau of the Census, Washington 25, D. C.

Table 1.—CENSUS OF BUSINESS PRELIMINARY RESULTS FOR 1948, BY TRADE GROUP

CRAWFORD COUNTY, MO.

| Trade group and kind of business | Number of establishments | 1948 sales and receipts (Thousand dollars) | Active proprietors of unincorporated businesses Nov. 1948 | Paid employees, workweek ended nearest Nov. 15, 1948 | |
|---|--------------------------|---|--|--|-------------------------|
| | | | | Total employees ¹ | Full workweek employees |
| RETAIL TRADE, total..... | 172 | 5,619 | 169 | 266 | 205 |
| Food group..... | 33 | 1,312 | 33 | 45 | 31 |
| Eating and drinking places..... | 35 | 469 | 33 | 74 | 53 |
| General merchandise grp, general stores | 20 | 618 | 18 | 25 | 18 |
| Apparel group..... | 7 | 100 | 8 | 12 | 11 |
| Furniture-home furnishgs-appliance grp | 8 | 157 | 6 | 6 | 5 |
| Automotive group..... | 12 | 1,198 | 15 | 45 | 38 |
| Gasoline service stations..... | 22 | 647 | 22 | 24 | 17 |
| Lumber-building-hardware group..... | 7 | 443 | 7 | 15 | 15 |
| Drug and proprietary stores..... | 8 | 220 | 8 | 10 | 8 |
| All other retail stores..... | 20 | 455 | 19 | 10 | 9 |
| WHOLESALE TRADE..... | 13 | 1,761 | 13 | 41 | x |
| SELECTED SERVICE TRADES, ^{2/} total..... | 34 | 175 | 34 | 31 | 27 |
| Personal services..... | 22 | 101 | 22 | 22 | 19 |
| All other service trades..... | 12 | 74 | 12 | 9 | 8 |
| HOTELS..... | 8 | 89 | 9 | 6 | 6 |
| TOURIST COURTS AND CAMPS..... | 8 | 67 | 8 | 8 | 5 |

x Not available.

^{1/} Includes employees paid for less than the full workweek.

^{2/} See General Description on last page for changes from the 1939 Census of Business in the coverage of Service Trades.

GENERAL DESCRIPTION OF PRELIMINARY RELEASES FOR THE
1948 CENSUS OF BUSINESS

This series of releases, of which one is planned for each county in the United States, presents preliminary results of the 1948 Census of Business. The information is based on reports submitted by business establishments for that Census. The figures shown are preliminary, and are subject to revision in the final Census publications, but the changes are expected to be relatively minor with respect to coverage. The final Census figures will be issued in a series of Business Census bulletins which will show additional detailed kind-of-business information for all places where there are a sufficient number of establishments.

The 1948 Census of Business was taken under the provision of the Act of June 19, 1948, which provides that the Business Census be taken for 1948 and for each fifth year thereafter. Previous Business Censuses were taken for the years 1929, 1933, 1935, and 1939.

Scope of the Census.—The 1948 Census of Business covered all establishments in the following trades, as defined by the Standard Industrial Classification Manual, May 1949 issue, of the Executive Office of the President: all retail trades; all wholesale trades; all service trades in the following four groups—personal services, business services, automobile repairs and services, and miscellaneous repair services; hotels; tourist courts and camps; and amusements, including motion picture theaters. Some important services not covered are radio broadcasting and television, medical and health, legal, educational, nonprofit, accounting, and domestic services.

This coverage is similar to that of the 1939 Business Census. However, "custom trades" and "services incidental to transportation," which are no longer included in the standard classification of the service trades, are not covered by the 1948 Census. In a number of localities, these exclusions as well as other changes in the standard classification may have a considerable effect in comparing

1948 with 1939 data, particularly with respect to establishment count.

Establishment definition.—For Census purposes, a business establishment is defined to include only enterprises conducted from a recognizable place of business, provided that the annual sales were in excess of \$5,000 for a wholesale trade establishment and \$500 for establishments in other trades. A detailed analysis of coverage will be provided in future Census of Business publications.

"Number of establishments" is the number of separate business locations, rather than the number of business companies or organizations, since the Census figures represent information reported separately for each business location or establishment. The establishment count reflects the number of places in business at the end of 1948 excluding administrative and executive offices of multiunit organizations, and "chain store" warehouses.

Sales and receipts.—"1948 sales and receipts" represents sales of merchandise and receipts from repairs and other services to customers. The figures reflect deductions for returned goods and allowances, but not for trade-in allowances; they exclude sales and excise taxes collected from customers and paid directly to any taxing agency.

Proprietors.—"Active proprietors..." represents owners and partners of unincorporated businesses who devoted the major portion of their time to the business in November 1948.

Employment.—"Number of paid employees..." represents all employees on the pay roll for the pay period ending nearest November 15, 1948. "Full workweek" employees, whether regular or seasonal, are those who in the November 15 pay period were paid for working at least the number of hours typically worked in a week by employees of the reporting establishment.

1948 CENSUS OF BUSINESS

RETAIL, WHOLESALE, SERVICE TRADES

U. S. DEPARTMENT OF COMMERCE
BUREAU OF THE CENSUS

PRELIMINARY

For Release May 1, 1950

Release Series BC-1P-24-029

DADE COUNTY, MO.

Retail and service establishments located in Dade County, Missouri, showed a substantial expansion in dollar volume of trade from 1939 to 1948 according to preliminary figures from the 1948 Census of Business released today by the Bureau of the Census, U. S. Department of Commerce.

Retail sales in the county during 1948 aggregated \$5.7 million, an increase of 375 percent over the \$1.2 million in 1939, when the preceding Census of Business was taken. The service trades included in the Census of Business recorded receipts totaling \$90,000 in 1948 compared with \$47,000 in 1939. Wholesale sales in the county reached a total of \$683,000 in 1948, a decrease from the \$800,000 reported in 1939.

Employment in the county rose over the 9-year period between 1939 and 1948 for the above trades. Establishments in these trades reported a combined total of 225 paid employees for the workweek ended nearest November 15, 1948. This compared with a total of 165 employees reported for the week of November 1939.

These preliminary figures have been derived from a Census report on Dade County, Missouri. Final figures, superseding the preliminary data for Dade County, will be included in a Bulletin for the State of Missouri to be issued in several months. Similar data will be made available this year in preliminary and final form for each of the counties and States. A single copy of the preliminary release for Dade County as well as an order blank for other area releases may be obtained by writing to the Bureau of the Census, Washington 25, D. C.

Table 1.—CENSUS OF BUSINESS PRELIMINARY RESULTS FOR 1948, BY TRADE GROUP

DADE COUNTY, MO.

| Trade group and kind of business | Number of establishments | 1948 sales and receipts (Thousand dollars) | Active proprietors of unincorporated businesses Nov. 1948 | Paid employees, workweek ended nearest Nov. 15, 1948 | |
|---|--------------------------|---|--|--|-------------------------|
| | | | | Total employees ¹ | Full workweek employees |
| RETAIL TRADE, total..... | 119 | 5,706 | 119 | 202 | 157 |
| Food group..... | 21 | 886 | 26 | 17 | 12 |
| Eating and drinking places..... | 12 | 117 | 11 | 33 | 23 |
| Gasoline service stations..... | 21 | 283 | 24 | 13 | 10 |
| All other retail stores..... | 65 | 4,420 | 58 | 139 | 112 |
| WHOLESALE TRADE..... | 8 | 683 | 7 | 15 | x |
| SELECTED SERVICE TRADES, ^{2/} total..... | 28 | 90 | 27 | 8 | 6 |
| Personal services..... | 18 | 57 | 17 | 6 | 5 |
| All other service trades..... | 10 | 33 | 10 | 2 | 1 |
| AMUSEMENTS..... | 7 | 45 | 8 | 8 | x |

x Not available.

^{1/} Includes employees paid for less than the full workweek.

^{2/} See General Description on last page for changes from the 1939 Census of Business in the coverage of Service Trades.

GENERAL DESCRIPTION OF PRELIMINARY RELEASES FOR THE 1948 CENSUS OF BUSINESS

This series of releases, of which one is planned for each county in the United States, presents preliminary results of the 1948 Census of Business. The information is based on reports submitted by business establishments for that Census. The figures shown are preliminary, and are subject to revision in the final Census publications, but the changes are expected to be relatively minor with respect to coverage. The final Census figures will be issued in a series of Business Census bulletins which will show additional detailed kind-of-business information for all places where there are a sufficient number of establishments.

The 1948 Census of Business was taken under the provision of the Act of June 19, 1948, which provides that the Business Census be taken for 1948 and for each fifth year thereafter. Previous Business Censuses were taken for the years 1929, 1933, 1935, and 1939.

Scope of the Census.—The 1948 Census of Business covered all establishments in the following trades, as defined by the Standard Industrial Classification Manual, May 1949 issue, of the Executive Office of the President: all retail trades; all wholesale trades; all service trades in the following four groups—personal services, business services, automobile repairs and services, and miscellaneous repair services; hotels; tourist courts and camps; and amusements, including motion picture theaters. Some important services not covered are radio broadcasting and television, medical and health, legal, educational, nonprofit, accounting, and domestic services.

This coverage is similar to that of the 1939 Business Census. However, "custom trades" and "services incidental to transportation," which are no longer included in the standard classification of the service trades, are not covered by the 1948 Census. In a number of localities, these exclusions as well as other changes in the standard classification may have a considerable effect in comparing

1948 with 1939 data, particularly with respect to establishment count.

Establishment definition.—For Census purposes, a business establishment is defined to include only enterprises conducted from a recognizable place of business, provided that the annual sales were in excess of \$5,000 for a wholesale trade establishment and \$500 for establishments in other trades. A detailed analysis of coverage will be provided in future Census of Business publications.

"Number of establishments" is the number of separate business locations, rather than the number of business companies or organizations, since the Census figures represent information reported separately for each business location or establishment. The establishment count reflects the number of places in business at the end of 1948 excluding administrative and executive offices of multiunit organizations, and "chain store" warehouses.

Sales and receipts.—"1948 sales and receipts" represents sales of merchandise and receipts from repairs and other services to customers. The figures reflect deductions for returned goods and allowances, but not for trade-in allowances; they exclude sales and excise taxes collected from customers and paid directly to any taxing agency.

Proprietors.—"Active proprietors..." represents owners and partners of unincorporated businesses who devoted the major portion of their time to the business in November 1948.

Employment.—"Number of paid employees..." represents all employees on the pay roll for the pay period ending nearest November 15, 1948. "Full workweek" employees, whether regular or seasonal, are those who in the November 15 pay period were paid for working at least the number of hours typically worked in a week by employees of the reporting establishment.

1948 CENSUS OF BUSINESS

RETAIL, WHOLESALE, SERVICE TRADES

U. S. DEPARTMENT OF COMMERCE
BUREAU OF THE CENSUS

PRELIMINARY

For Release April 24, 1950

Release Series BC-1P-24-030

DALLAS COUNTY, MO.

Retail and service establishments located in Dallas County, Missouri, showed a substantial expansion in dollar volume of trade from 1939 to 1948 according to preliminary figures from the 1948 Census of Business released today by the Bureau of the Census, U. S. Department of Commerce.

Retail sales in the county during 1948 aggregated \$6.1 million, an increase of 510 percent over the \$1.0 million in 1939, when the preceding Census of Business was taken. The service trades included in the Census of Business recorded receipts totaling \$119,000 in 1948 compared with \$20,000 in 1939.

Employment in the county also rose over the 9-year period between 1939 and 1948 for the above trades. Establishments in these trades reported a combined total of 190 paid employees for the workweek ended nearest November 15, 1948. This compared with a total of 79 employees reported for the week of November 15, 1939.

These preliminary figures have been derived from a Census report on Dallas County, Missouri. Final figures, superseding the preliminary data for Dallas County, will be included in a Bulletin for the State of Missouri to be issued in several months. Similar data will be made available this year in preliminary and final form for each of the counties and States. A single copy of the preliminary release for Dallas County as well as an order blank for other area releases may be obtained by writing to the Bureau of the Census, Washington 25, D. C.

Table 1.—CENSUS OF BUSINESS PRELIMINARY RESULTS FOR 1948, BY TRADE GROUP

DALLAS COUNTY, MO.

| Trade group and kind of business | Number of establishments | 1948 sales and receipts (Thousand dollars) | Active proprietors of unincorporated businesses Nov. 1948 | Paid employees, workweek ended nearest Nov. 15, 1948 | |
|---|--------------------------|---|--|--|-------------------------|
| | | | | Total employees ¹ | Full workweek employees |
| RETAIL TRADE, total..... | 137 | 6,127 | 148 | 183 | 149 |
| Food group..... | 17 | 619 | 16 | 17 | 10 |
| Eating and drinking places..... | 14 | 112 | 14 | 20 | 15 |
| Gasoline service stations..... | 34 | 398 | 35 | 9 | 6 |
| All other retail stores..... | 72 | 4,998 | 83 | 137 | 118 |
| SELECTED SERVICE TRADES, ² /total..... | 30 | 119 | 34 | 7 | 5 |
| Personal services..... | 15 | 65 | 19 | 3 | 1 |
| All other services trades..... | 15 | 54 | 15 | 4 | 4 |

¹/ Includes employees paid for less than the full workweek.

²/ See General Description on last page for changes from the 1939 Census of Business in the coverage of Service Trades.

GENERAL DESCRIPTION OF PRELIMINARY RELEASES FOR THE 1948 CENSUS OF BUSINESS

This series of releases, of which one is planned for each county in the United States, presents preliminary results of the 1948 Census of Business. The information is based on reports submitted by business establishments for that Census. The figures shown are preliminary, and are subject to revision in the final Census publications, but the changes are expected to be relatively minor with respect to coverage. The final Census figures will be issued in a series of Business Census bulletins which will show additional detailed kind-of-business information for all places where there are a sufficient number of establishments.

The 1948 Census of Business was taken under the provision of the Act of June 19, 1948, which provides that the Business Census be taken for 1948 and for each fifth year thereafter. Previous Business Censuses were taken for the years 1929, 1933, 1935, and 1939.

Scope of the Census.—The 1948 Census of Business covered all establishments in the following trades, as defined by the Standard Industrial Classification Manual, May 1949 issue, of the Executive Office of the President: all retail trades; all wholesale trades; all service trades in the following four groups—personal services, business services, automobile repairs and services, and miscellaneous repair services; hotels; tourist courts and camps; and amusements, including motion picture theaters. Some important services not covered are radio broadcasting and television, medical and health, legal, educational, nonprofit, accounting, and domestic services.

This coverage is similar to that of the 1939 Business Census. However, "custom trades" and "services incidental to transportation," which are no longer included in the standard classification of the service trades, are not covered by the 1948 Census. In a number of localities, these exclusions as well as other changes in the standard classification may have a considerable effect in comparing

1948 with 1939 data, particularly with respect to establishment count.

Establishment definition.—For Census purposes, a business establishment is defined to include only enterprises conducted from a recognizable place of business, provided that the annual sales were in excess of \$5,000 for a wholesale trade establishment and \$500 for establishments in other trades. A detailed analysis of coverage will be provided in future Census of Business publications.

"Number of establishments" is the number of separate business locations, rather than the number of business companies or organizations, since the Census figures represent information reported separately for each business location or establishment. The establishment count reflects the number of places in business at the end of 1948 excluding administrative and executive offices of multiunit organizations, and "chain store" warehouses.

Sales and receipts.—"1948 sales and receipts" represents sales of merchandise and receipts from repairs and other services to customers. The figures reflect deductions for returned goods and allowances, but not for trade-in allowances; they exclude sales and excise taxes collected from customers and paid directly to any taxing agency.

Proprietors.—"Active proprietors..." represents owners and partners of unincorporated businesses who devoted the major portion of their time to the business in November 1948.

Employment.—"Number of paid employees..." represents all employees on the pay roll for the pay period ending nearest November 15, 1948. "Full workweek" employees, whether regular or seasonal, are those who in the November 15 pay period were paid for working at least the number of hours typically worked in a week by employees of the reporting establishment.

1948 CENSUS OF BUSINESS

RETAIL, WHOLESALE, SERVICE TRADES

U. S. DEPARTMENT OF COMMERCE
BUREAU OF THE CENSUS

PRELIMINARY

For Release April 24, 1950

Release Series BC-1P-24-031

DAVIESS COUNTY, MO.

Retail, wholesale, and service establishments located in Daviess County, Missouri, showed a substantial expansion in dollar volume of trade from 1939 and 1948 according to preliminary figures from the 1948 Census of Business released today by the Bureau of the Census, U. S. Department of Commerce.

Retail sales in the county during 1948 aggregated \$7.2 million, an increase of 324 percent over the \$1.7 million in 1939, when the preceding Census of Business was taken. Wholesale sales in the county reached a total of \$3.0 million in 1948 as compared with \$1.0 million in 1939. The service trades included in the Census of Business recorded receipts totaling \$244,000 in 1948 compared with \$84,000 in 1939.

Employment in the county rose over the 9-year period between 1939 and 1948 for the above trades. Establishments in these trades reported a combined total of 373 paid employees for the workweek ended nearest November 15, 1948. This compared with a total of 289 employees reported for the week of November 15, 1939.

These preliminary figures have been derived from a Census report on Daviess County, Missouri. Final figures, superseding the preliminary data for Daviess County, will be included in a Bulletin for the State of Missouri to be issued in several months. Similar data will be made available this year in preliminary and final form for each of the counties and States. A single copy of the preliminary release for Daviess County as well as an order blank for other area releases may be obtained by writing to the Bureau of the Census, Washington 25, D. C.

90249

Table 1.—CENSUS OF BUSINESS PRELIMINARY RESULTS FOR 1948, BY TRADE GROUP

DAVISS COUNTY, MO.

| Trade group and kind of business | Number of establishments | 1948 sales and receipts (Thousand dollars) | Active proprietors of unincorporated businesses Nov. 1948 | Paid employees, workweek ended nearest Nov. 15, 1948 | |
|---|--------------------------|---|--|--|-------------------------|
| | | | | Total employees ¹ | Full workweek employees |
| RETAIL TRADE, total..... | 158 | 7,161 | 156 | 313 | 255 |
| Food group..... | 31 | 1,416 | 29 | 55 | 43 |
| Eating and drinking places..... | 24 | 290 | 26 | 40 | 32 |
| General merchandise grp, general stores. | 7 | 331 | 7 | 23 | 19 |
| Furniture-home furnishgs-appliance grp. | 8 | 130 | 8 | 3 | 2 |
| Automotive group..... | 14 | 1,394 | 15 | 50 | 50 |
| Gasoline service stations..... | 26 | 542 | 29 | 27 | 18 |
| Lumber-building-hardware group..... | 23 | 1,277 | 23 | 47 | 43 |
| Drug and proprietary stores..... | 5 | 201 | 5 | 16 | 8 |
| All other retail stores..... | 20 | 1,580 | 14 | 52 | 40 |
| WHOLESALE TRADE..... | 15 | 3,048 | 15 | 40 | x |
| SELECTED SERVICE TRADES, ^{2/} total..... | 42 | 244 | 44 | 20 | 19 |
| Personal services..... | 28 | 185 | 28 | 15 | 14 |
| All other service trades..... | 14 | 59 | 16 | 5 | 5 |

x Not available.

^{1/} Includes employees paid for less than the full workweek.^{2/} See General Description on this page for changes from the 1939 Census of Business in the coverage of Service Trades.

GENERAL DESCRIPTION OF PRELIMINARY RELEASES FOR THE 1948 CENSUS OF BUSINESS

This series of releases, of which one is planned for each county in the United States, presents preliminary results of the 1948 Census of Business. The information is based on reports submitted by business establishments for that Census. The figures shown are preliminary, and are subject to revision in the final Census publications, but the changes are expected to be relatively minor with respect to coverage. The final Census figures will be issued in a series of Business Census bulletins which will show additional detailed kind-of-business information for all places where there are a sufficient number of establishments.

The 1948 Census of Business was taken under the provision of the Act of June 19, 1948, which provides that the Business Census be taken for 1948 and for each fifth year thereafter. Previous Business Censuses were taken for the years 1929, 1933, 1935, and 1939.

Scope of the Census.—The 1948 Census of Business covered all establishments in the following trades, as defined by the Standard Industrial Classification Manual, May 1949 issue, of the Executive Office of the President: all retail trades; all wholesale trades; all service trades in the following four groups—personal services, business services, automobile repairs and services, and miscellaneous repair services; hotels; tourist courts and camps; and amusements, including motion picture theaters. Some important services not covered are radio broadcasting and television, medical and health, legal, educational, nonprofit, accounting, and domestic services.

This coverage is similar to that of the 1939 Business Census. However, "custom trades" and "services incidental to transportation," which are no longer included in the standard classification of the service trades, are not covered by the 1948 Census. In a number of localities, these exclusions as well as

other changes in the standard classification may have a considerable effect in comparing 1948 with 1939 data, particularly with respect to establishment count.

Establishment definition.—For Census purposes, a business establishment is defined to include only enterprises conducted from a recognizable place of business, provided that the annual sales were in excess of \$5,000 for a wholesale trade establishment and \$500 for establishments in other trades. A detailed analysis of coverage will be provided in future Census of Business publications.

"Number of establishments" is the number of separate business locations, rather than the number of business companies or organizations, since the Census figures represent information reported separately for each business location or establishment. The establishment count reflects the number of places in business at the end of 1948 excluding administrative and executive offices of multinational organizations, and "chain store" warehouses.

Sales and receipts.—"1948 sales and receipts" represents sales of merchandise and receipts from repairs and other services to customers. The figures reflect deductions for returned goods and allowances, but not for trade-in allowances; they exclude sales and excise taxes collected from customers and paid directly to any taxing agency.

Proprietors.—"Active proprietors..." represents owners and partners of unincorporated businesses who devoted the major portion of their time to the business in November 1948.

Employment.—"Number of paid employees..." represents all employees on the pay roll for the pay period ending nearest November 15, 1948. "Full workweek" employees, whether regular or seasonal, are those who in the November 15 pay period were paid for working at least the number of hours typically worked in a week by employees of the reporting establishment.

1948 CENSUS OF BUSINESS

RETAIL, WHOLESALE, SERVICE TRADES

U. S. DEPARTMENT OF COMMERCE
BUREAU OF THE CENSUS

PRELIMINARY

For Release May 1, 1950

Release Series BC-1P-24-032

DE KALB COUNTY, MO.

Retail, wholesale, and service establishments located in De Kalb County, Missouri, showed a substantial expansion in dollar volume of trade from 1939 to 1948 according to preliminary figures from the 1948 Census of Business released today by the Bureau of the Census, U. S. Department of Commerce.

Retail sales in the county during 1948 aggregated \$4.8 million, an increase of 269 percent over the \$1.3 million in 1939, when the preceding Census of Business was taken. Wholesale sales in the county reached a total of \$1.4 million in 1948 as compared with \$0.7 million in 1939. The service trades included in the Census of Business recorded receipts totaling \$157,000 in 1948 compared with \$88,000 in 1939.

Employment in the county also rose over the 9-year period between 1939 and 1948 for the above trades. Establishments in these trades reported a combined total of 224 paid employees for the workweek ended nearest November 15, 1948. This compared with a total of 168 employees reported for the week of November 15, 1939.

These preliminary figures have been derived from a Census report on De Kalb County, Missouri. Final figures, superseding the preliminary data for De Kalb County, will be included in a Bulletin for the State of Missouri to be issued in several months. Similar data will be made available this year in preliminary and final form for each of the counties and States. A single copy of the preliminary release for De Kalb County as well as an order blank for other area releases may be obtained by writing to the Bureau of the Census, Washington 25, D. C.

Table 1.—CENSUS OF BUSINESS PRELIMINARY RESULTS FOR 1948, BY TRADE GROUP

DE KALB COUNTY, MO.

| Trade group and kind of business | Number of establishments | 1948 sales and receipts (Thousand dollars) | Active proprietors of unincorporated businesses Nov. 1948 | Paid employees, workweek ended nearest Nov. 15, 1948 | |
|---|--------------------------|---|--|--|-------------------------|
| | | | | Total employees ¹ | Full workweek employees |
| RETAIL TRADE, total..... | 122 | 4,786 | 133 | 201 | 164 |
| Food group..... | 27 | 1,042 | 28 | 40 | 28 |
| Eating and drinking places..... | 12 | 189 | 14 | 28 | 19 |
| Gasoline service stations..... | 27 | 463 | 31 | 15 | 12 |
| All other retail stores..... | 56 | 3,092 | 60 | 118 | 105 |
| WHOLESALE TRADE..... | 23 | 1,437 | 21 | 17 | x |
| SELECTED SERVICE TRADES, ² /total..... | 33 | 157 | 38 | 6 | 5 |
| Personal services..... | 20 | 83 | 23 | 3 | 2 |
| All other service trades..... | 13 | 74 | 15 | 3 | 3 |

x Not available.

¹/ Includes employees paid for less than the full workweek.

²/ See General Description on last page for changes from the 1939 Census of Business in the coverage of Service Trades.

GENERAL DESCRIPTION OF PRELIMINARY RELEASES FOR THE
1948 CENSUS OF BUSINESS

This series of releases, of which one is planned for each county in the United States, presents preliminary results of the 1948 Census of Business. The information is based on reports submitted by business establishments for that Census. The figures shown are preliminary, and are subject to revision in the final Census publications, but the changes are expected to be relatively minor with respect to coverage. The final Census figures will be issued in a series of Business Census bulletins which will show additional detailed kind-of-business information for all places where there are a sufficient number of establishments.

The 1948 Census of Business was taken under the provision of the Act of June 19, 1948, which provides that the Business Census be taken for 1948 and for each fifth year thereafter. Previous Business Censuses were taken for the years 1929, 1933, 1935, and 1939.

Scope of the Census.—The 1948 Census of Business covered all establishments in the following trades, as defined by the Standard Industrial Classification Manual, May 1949 issue, of the Executive Office of the President: all retail trades; all wholesale trades; all service trades in the following four groups—personal services, business services, automobile repairs and services, and miscellaneous repair services; hotels; tourist courts and camps; and amusements, including motion picture theaters. Some important services not covered are radio broadcasting and television, medical and health, legal, educational, nonprofit, accounting, and domestic services.

This coverage is similar to that of the 1939 Business Census. However, "custom trades" and "services incidental to transportation," which are no longer included in the standard classification of the service trades, are not covered by the 1948 Census. In a number of localities, these exclusions as well as other changes in the standard classification may have a considerable effect in comparing

1948 with 1939 data, particularly with respect to establishment count.

Establishment definition.—For Census purposes, a business establishment is defined to include only enterprises conducted from a recognizable place of business, provided that the annual sales were in excess of \$5,000 for a wholesale trade establishment and \$500 for establishments in other trades. A detailed analysis of coverage will be provided in future Census of Business publications.

"Number of establishments" is the number of separate business locations, rather than the number of business companies or organizations, since the Census figures represent information reported separately for each business location or establishment. The establishment count reflects the number of places in business at the end of 1948 excluding administrative and executive offices of multiunit organizations, and "chain store" warehouses.

Sales and receipts.—"1948 sales and receipts" represents sales of merchandise and receipts from repairs and other services to customers. The figures reflect deductions for returned goods and allowances, but not for trade-in allowances; they exclude sales and excise taxes collected from customers and paid directly to any taxing agency.

Proprietors.—"Active proprietors..." represents owners and partners of unincorporated businesses who devoted the major portion of their time to the business in November 1948.

Employment.—"Number of paid employees..." represents all employees on the pay roll for the pay period ending nearest November 15, 1948. "Full workweek" employees, whether regular or seasonal, are those who in the November 15 pay period were paid for working at least the number of hours typically worked in a week by employees of the reporting establishment.

1948 CENSUS OF BUSINESS

U. S. DEPARTMENT OF COMMERCE
BUREAU OF THE CENSUS

RETAIL, WHOLESALE, SERVICE TRADES

PRELIMINARY

For Release May 1, 1950

Release Series BC-1P-24-033

DENT COUNTY, MO.

Retail, wholesale, and service establishments located in Dent County, Missouri, showed a substantial expansion in dollar volume of trade from 1939 to 1948 according to preliminary figures from the 1948 Census of Business released today by the Bureau of the Census, U. S. Department of Commerce.

Retail sales in the county during 1948 aggregated \$6.7 million, an increase of 219 percent over the \$2.1 million in 1939, when the preceding Census of Business was taken. Wholesale sales in the county reached a total of \$1.9 million in 1948 as compared with \$0.7 million in 1939. The service trades included in the Census of Business recorded receipts totaling \$153,000 in 1948 compared with \$80,000 in 1939.

Employment in the county also rose over the 9-year period between 1939 and 1948 for the above trades. Establishments in these trades reported a combined total of 364 paid employees for the workweek ended nearest November 15, 1948. This compared with a total of 317 employees reported for the week of November 15, 1939.

These preliminary figures have been derived from a Census report on Dent County, Missouri, which also includes data for the city of Salem. Final figures, superseding the preliminary data for Dent County, will be included in a Bulletin for the State of Missouri to be issued in several months. Similar data will be made available this year in preliminary and final form for each of the counties and States. A single copy of the preliminary release for Dent County as well as an order blank for other area releases may be obtained by writing to the Bureau of the Census, Washington 25, D. C.

Table 1.—CENSUS OF BUSINESS PRELIMINARY RESULTS FOR 1948, BY TRADE GROUP

DENT COUNTY, MO.

| Trade group and kind of business | Number of establishments | 1948 sales and receipts (Thousand dollars) | Active proprietors of unincorporated businesses Nov. 1948 | Paid employees, workweek ended nearest Nov. 15, 1948 | |
|--|--------------------------|---|--|--|-------------------------|
| | | | | Total employees ¹ | Full workweek employees |
| RETAIL TRADE, total..... | 168 | 6,707 | 168 | 318 | 259 |
| Food group..... | 38 | 1,650 | 46 | 53 | 39 |
| Eating and drinking places..... | 18 | 243 | 17 | 51 | 41 |
| General merchandise grp, general stores..... | 19 | 445 | 18 | 18 | 11 |
| Apparel group..... | 10 | 457 | 9 | 34 | 19 |
| Furniture-home furnishgs-appliance grp..... | 7 | 338 | 7 | 15 | 15 |
| Automotive group..... | 15 | 1,159 | 12 | 47 | 24 |
| Gasoline service stations..... | 26 | 353 | 26 | 9 | 7 |
| Lumber-building-hardware group..... | 11 | 843 | 13 | 50 | 50 |
| All other retail stores..... | 24 | 1,219 | 20 | 41 | 33 |
| WHOLESALE TRADE..... | 9 | 1,875 | 13 | 28 | x |
| SELECTED SERVICE TRADES, ² total..... | 31 | 153 | 38 | 18 | 15 |
| Personal services..... | 21 | 125 | 24 | 17 | 14 |
| All other service trades..... | 10 | 28 | 14 | 1 | 1 |
| HOTELS..... | | | | | |

Data withheld to avoid disclosure

x Not available.

¹ Includes employees paid for less than the full workweek.

² See General Description on last page for changes from the 1939 Census of Business in the coverage of Service Trades.

Table 2.—CENSUS OF BUSINESS PRELIMINARY RESULTS FOR 1948 FOR CITIES OF 2,500 INHABITANTS OR MORE
DENT COUNTY, MO.

(Data omitted for trade groups where necessary to avoid disclosure)

| City and trade group ¹ | Number of establishments | 1948 sales and receipts (Thousand dollars) | Active proprietors of unincorporated businesses Nov. 1948 | Paid employees, workweek ended nearest Nov. 15, 1948 | |
|-----------------------------------|--------------------------|---|--|--|-------------------------|
| | | | | Total employees ² | Full workweek employees |
| Salem: | | | | | |
| Retail trade..... | 111 | 5,936 | 114 | 305 | 249 |
| Selected service trades.... | 31 | 153 | 38 | 18 | 15 |
| Hotels..... | 5 | 22 | 5 | 3 | 2 |
| Remainder of county: | | | | | |
| Retail trade..... | 57 | 771 | 54 | 13 | 10 |

1/ See General Description on this page for changes from the 1939 Census of Business in the coverage of Service Trades.

2/ Includes employees paid for less than the full workweek.

GENERAL DESCRIPTION OF PRELIMINARY RELEASES FOR THE 1948 CENSUS OF BUSINESS

This series of releases, of which one is planned for each county in the United States, presents preliminary results of the 1948 Census of Business. The information is based on reports submitted by business establishments for that Census. The figures shown are preliminary, and are subject to revision in the final Census publications, but the changes are expected to be relatively minor with respect to coverage. The final Census figures will be issued in a series of Business Census bulletins which will show additional detailed kind-of-business information for all places where there are a sufficient number of establishments.

The 1948 Census of Business was taken under the provision of the Act of June 19, 1948, which provides that the Business Census be taken for 1948 and for each fifth year thereafter. Previous Business Censuses were taken for the years 1929, 1933, 1935, and 1939.

Scope of the Census.—The 1948 Census of Business covered all establishments in the following trades, as defined by the Standard Industrial Classification Manual, May 1949 issue, of the Executive Office of the President: all retail trades; all wholesale trades; all service trades in the following four groups—personal services, business services, automobile repairs and services, and miscellaneous repair services; hotels; tourist courts and camps; and amusements, including motion picture theaters. Some important services not covered are radio broadcasting and television, medical and health, legal, educational, nonprofit, accounting, and domestic services.

This coverage is similar to that of the 1939 Business Census. However, "custom trades" and "services incidental to transportation," which are no longer included in the standard classification of the service trades, are not covered by the 1948 Census. In a number of localities, these exclusions as well as other changes in the standard classification may have

a considerable effect in comparing 1948 with 1939 data, particularly with respect to establishment count.

Establishment definition.—For Census purposes, a business establishment is defined to include only enterprises conducted from a recognizable place of business, provided that the annual sales were in excess of \$5,000 for a wholesale trade establishment and \$500 for establishments in other trades. A detailed analysis of coverage will be provided in future Census of Business publications.

"Number of establishments" is the number of separate business locations, rather than the number of business companies or organizations, since the Census figures represent information reported separately for each business location or establishment. The establishment count reflects the number of places in business at the end of 1948 excluding administrative and executive offices of multiunit organizations, and "chain store" warehouses.

Sales and receipts.—"1948 sales and receipts" represents sales of merchandise and receipts from repairs and other services to customers. The figures reflect deductions for returned goods and allowances, but not for trade-in allowances; they exclude sales and excise taxes collected from customers and paid directly to any taxing agency.

Proprietors.—"Active proprietors..." represents owners and partners of unincorporated businesses who devoted the major portion of their time to the business in November 1948.

Employment.—"Number of paid employees..." represents all employees on the pay roll for the pay period ending nearest November 15, 1948. "Full workweek" employees, whether regular or seasonal, are those who in the November 15 pay period were paid for working at least the number of hours typically worked in a week by employees of the reporting establishment.

1948 CENSUS OF BUSINESS

RETAIL, WHOLESALE, SERVICE TRADES

U. S. DEPARTMENT OF COMMERCE
BUREAU OF THE CENSUS

PRELIMINARY

For Release May 1, 1950

Release Series BC-1P-24-034

DOUGLAS COUNTY, MO.

Retail, wholesale, and service establishments located in Douglas County, Missouri, showed a substantial expansion in dollar volume of trade from 1939 to 1948 according to preliminary figures from the 1948 Census of Business released today by the Bureau of the Census, U. S. Department of Commerce.

Retail sales in the county during 1948 aggregated \$4.5 million, an increase of 246 percent over the \$1.3 million in 1939, when the preceding Census of Business was taken. Wholesale sales in the county reached a total of \$2.1 million in 1948 as compared with \$0.5 million in 1939. The service trades included in the Census of Business recorded receipts totaling \$149,000 in 1948 compared with \$31,000 in 1939.

Employment in the county also rose over the 9-year period between 1939 and 1948 for the above trades. Establishments in these trades reported a combined total of 248 paid employees for the workweek ended nearest November 15, 1948. This compared with a total of 147 employees reported for the week of November 15, 1939.

These preliminary figures have been derived from a Census report on Douglas County, Missouri. Final figures, superseding the preliminary data for Douglas County, will be included in a Bulletin for the State of Missouri to be issued in several months. Similar data will be made available this year in preliminary and final form for each of the counties and States. A single copy of the preliminary release for Douglas County as well as an order blank for other area releases may be obtained by writing to the Bureau of the Census, Washington 25, D. C.

Table 1.—CENSUS OF BUSINESS PRELIMINARY RESULTS FOR 1948, BY TRADE GROUP

DOUGLAS COUNTY, MO.

| Trade group and kind of business | Number of establishments | 1948 sales and receipts (Thousand dollars) | Active proprietors of unincorporated businesses Nov. 1948 | Paid employees, workweek ended nearest Nov. 15, 1948 | |
|---|--------------------------|---|--|--|-------------------------|
| | | | | Total employees ¹ | Full workweek employees |
| RETAIL TRADE, total..... | 120 | 4,464 | 133 | 199 | 161 |
| Food group..... | 15 | 641 | 13 | 28 | 20 |
| Eating and drinking places..... | 11 | 92 | 12 | 33 | 19 |
| Gasoline service stations..... | 10 | 157 | 11 | 6 | 5 |
| All other retail stores..... | 84 | 3,574 | 97 | 132 | 117 |
| WHOLESALE TRADE..... | 9 | 2,106 | 10 | 34 | x |
| SELECTED SERVICE TRADES, ^{2/} total..... | 25 | 149 | 27 | 15 | 13 |
| Personal services..... | 12 | 84 | 13 | 10 | 8 |
| All other service trades..... | 13 | 65 | 14 | 5 | 5 |

x Not available.

^{1/} Includes employees paid for less than the full workweek.

^{2/} See General Description on last page for changes from the 1939 Census of Business in the coverage of Service Trades.

GENERAL DESCRIPTION OF PRELIMINARY RELEASES FOR THE 1948 CENSUS OF BUSINESS

This series of releases, of which one is planned for each county in the United States, presents preliminary results of the 1948 Census of Business. The information is based on reports submitted by business establishments for that Census. The figures shown are preliminary, and are subject to revision in the final Census publications, but the changes are expected to be relatively minor with respect to coverage. The final Census figures will be issued in a series of Business Census bulletins which will show additional detailed kind-of-business information for all places where there are a sufficient number of establishments.

The 1948 Census of Business was taken under the provision of the Act of June 19, 1948, which provides that the Business Census be taken for 1948 and for each fifth year thereafter. Previous Business Censuses were taken for the years 1929, 1933, 1935, and 1939.

Scope of the Census.—The 1948 Census of Business covered all establishments in the following trades, as defined by the Standard Industrial Classification Manual, May 1949 issue, of the Executive Office of the President: all retail trades; all wholesale trades; all service trades in the following four groups—personal services, business services, automobile repairs and services, and miscellaneous repair services; hotels; tourist courts and camps; and amusements, including motion picture theaters. Some important services not covered are radio broadcasting and television, medical and health, legal, educational, nonprofit, accounting, and domestic services.

This coverage is similar to that of the 1939 Business Census. However, "custom trades" and "services incidental to transportation," which are no longer included in the standard classification of the service trades, are not covered by the 1948 Census. In a number of localities, these exclusions as well as other changes in the standard classification may have a considerable effect in comparing

1948 with 1939 data, particularly with respect to establishment count.

Establishment definition.—For Census purposes, a business establishment is defined to include only enterprises conducted from a recognizable place of business, provided that the annual sales were in excess of \$5,000 for a wholesale trade establishment and \$500 for establishments in other trades. A detailed analysis of coverage will be provided in future Census of Business publications.

"Number of establishments" is the number of separate business locations, rather than the number of business companies or organizations, since the Census figures represent information reported separately for each business location or establishment. The establishment count reflects the number of places in business at the end of 1948 excluding administrative and executive offices of multiunit organizations, and "chain store" warehouses.

Sales and receipts.—"1948 sales and receipts" represents sales of merchandise and receipts from repairs and other services to customers. The figures reflect deductions for returned goods and allowances, but not for trade-in allowances; they exclude sales and excise taxes collected from customers and paid directly to any taxing agency.

Proprietors.—"Active proprietors..." represents owners and partners of unincorporated businesses who devoted the major portion of their time to the business in November 1948.

Employment.—"Number of paid employees..." represents all employees on the pay roll for the pay period ending nearest November 15, 1948. "Full workweek" employees, whether regular or seasonal, are those who in the November 15 pay period were paid for working at least the number of hours typically worked in a week by employees of the reporting establishment.

1948 CENSUS OF BUSINESS

RETAIL, WHOLESALE, SERVICE TRADES

U. S. DEPARTMENT OF COMMERCE
BUREAU OF THE CENSUS

PRELIMINARY

For Release April 26, 1950

Release Series BC-1P-24-035

DUNKLIN COUNTY, MO.

Retail, wholesale, and service establishments located in Dunklin County, Missouri, showed a substantial expansion in dollar volume of trade from 1939 to 1948 according to preliminary figures from the 1948 Census of Business released today by the Bureau of the Census, U. S. Department of Commerce.

Retail sales in the county during 1948 aggregated \$29.4 million, an increase of 259 percent over the \$8.2 million in 1939, when the preceding Census of Business was taken. Wholesale sales in the county reached a total of \$17.3 million in 1948 as compared with \$3.3 million in 1939. The service trades included in the Census of Business recorded receipts totaling \$808,000 in 1948 compared with \$247,000 in 1939.

Employment in the county also rose over the 9-year period between 1939 and 1948 for the above trades. Establishments in these trades reported a combined total of 2,225 paid employees for the workweek ended nearest November 15, 1948. This compared with a total of 1,124 employees reported for the week of November 15, 1939.

These preliminary figures have been derived from a Census report on Dunklin County, Missouri, which also includes data for the cities of Kennett and Malden. Final figures, superseding the preliminary data for Dunklin County, will be included in a Bulletin for the State of Missouri to be issued in several months. Similar data will be made available this year in preliminary and final form for each of the counties and States. A single copy of the preliminary release for Dunklin County as well as an order blank for other area releases may be obtained by writing to the Bureau of the Census, Washington 25, D. C.

Table 1.—CENSUS OF BUSINESS PRELIMINARY RESULTS FOR 1948, BY TRADE GROUP

DUNKLIN COUNTY, MO.

| Trade group and kind of business | Number of establishments | 1948 sales and receipts (Thousand dollars) | Active proprietors of unincorporated businesses Nov. 1948 | Paid employees, workweek ended nearest Nov. 15, 1948 | |
|---|--------------------------|---|--|--|-------------------------|
| | | | | Total employees ¹ | Full workweek employees |
| RETAIL TRADE, total..... | 549 | 29,390 | 534 | 1,625 | 1,287 |
| Food group..... | 182 | 5,314 | 183 | 185 | 133 |
| Eating and drinking places..... | 78 | 1,171 | 76 | 200 | 159 |
| General merchandise grp, general stores | 33 | 2,283 | 27 | 193 | 106 |
| Apparel group..... | 23 | 2,515 | 25 | 224 | 169 |
| Furniture-home furnishgs-appliance grp | 19 | 973 | 17 | 64 | 64 |
| Automotive group..... | 37 | 7,395 | 37 | 205 | 201 |
| Gasoline service stations..... | 59 | 1,984 | 62 | 126 | 96 |
| Lumber-building-hardware group..... | 46 | 5,442 | 32 | 253 | 228 |
| Drug and proprietary stores..... | 23 | 911 | 21 | 97 | 62 |
| All other retail stores..... | 49 | 1,402 | 54 | 78 | 69 |
| WHOLESALE TRADE, total..... | 62 | 17,302 | 48 | 417 | x |
| Merchant wholesalers..... | 19 | 7,661 | 16 | 179 | x |
| Petroleum bulk plants, terminals..... | 23 | 3,571 | 21 | 72 | x |
| Other types of wholesale..... | 20 | 6,070 | 11 | 166 | x |
| SELECTED SERVICE TRADES, ² /total..... | 108 | 808 | 111 | 183 | 163 |
| Personal services..... | 76 | 583 | 82 | 155 | 138 |
| All other service trades..... | 32 | 225 | 29 | 28 | 25 |
| AMUSEMENTS..... | 17 | 404 | 14 | 70 | x |

x Not available.

¹/ Includes employees paid for less than the full workweek.

²/ See General Description on last page for changes from the 1939 Census of Business in the coverage of Service Trades.

Table 2.—CENSUS OF BUSINESS PRELIMINARY RESULTS FOR 1948 FOR CITIES OF 2,500 INHABITANTS OR MORE

DUNKLIN COUNTY, MO.

(Data omitted for trade groups where necessary to avoid disclosure)

| City and trade group ¹ | Number of establishments | 1948 sales and receipts (Thousand dollars) | Active proprietors of unincorporated businesses Nov. 1948 | Paid employees, workweek ended nearest Nov. 15, 1948 | |
|--|--------------------------|---|--|--|-------------------------|
| | | | | Total employees ² | Full workweek employees |
| Kennett: | | | | | |
| Retail trade..... | 163 | 14,419 | 158 | 788 | 641 |
| Wholesale trade..... | 21 | 6,372 | 11 | 127 | x |
| Selected service trades... | 30 | 401 | 31 | 120 | 115 |
| Malden: | | | | | |
| Retail trade..... | 91 | 5,287 | 83 | 284 | 228 |
| Selected service trades... | 20 | 156 | 25 | 27 | 22 |
| Remainder of county:^{3/} | | | | | |
| Retail trade..... | 295 | 9,684 | 293 | 553 | 418 |
| Wholesale trade..... | 41 | 10,930 | 37 | 290 | x |
| Selected service trades... | 58 | 251 | 55 | 36 | 26 |

x Not available.

^{1/} See General Description on this page for changes from the 1939 Census of Business in the coverage of Service Trades.

^{2/} Includes employees paid for less than the full workweek.

^{3/} Includes figures for establishments, other than wholesale, not located in cities of 2,500 inhabitants or more, and wholesale establishments not located in cities of 5,000 inhabitants or more.

GENERAL DESCRIPTION OF PRELIMINARY RELEASES FOR THE 1948 CENSUS OF BUSINESS

This series of releases, of which one is planned for each county in the United States, presents preliminary results of the 1948 Census of Business. The information is based on reports submitted by business establishments for that Census. The figures shown are preliminary, and are subject to revision in the final Census publications, but the changes are expected to be relatively minor with respect to coverage. The final Census figures will be issued in a series of Business Census bulletins which will show additional detailed kind-of-business information for all places where there are a sufficient number of establishments.

The 1948 Census of Business was taken under the provision of the Act of June 19, 1948, which provides that the Business Census be taken for 1948 and for each fifth year thereafter. Previous Business Censuses were taken for the years 1929, 1933, 1935, and 1939.

Scope of the Census.—The 1948 Census of Business covered all establishments in the following trades, as defined by the Standard Industrial Classification Manual, May 1949 issue, of the Executive Office of the President: all retail trades; all wholesale trades; all service trades in the following four groups—personal services, business services, automobile repairs and services, and miscellaneous repair services; hotels; tourist courts and camps; and amusements, including motion picture theaters. Some important services not covered are radio broadcasting and television, medical and health, legal, educational, nonprofit, accounting, and domestic services.

This coverage is similar to that of the 1939 Business Census. However, "custom trades" and "services incidental to transportation," which are no longer included in the standard classification of the service trades, are not covered by the 1948 Census. In a number of localities, these exclusions as well as other changes in the standard classification may have

a considerable effect in comparing 1948 with 1939 data, particularly with respect to establishment count.

Establishment definition.—For Census purposes, a business establishment is defined to include only enterprises conducted from a recognizable place of business, provided that the annual sales were in excess of \$5,000 for a wholesale trade establishment and \$500 for establishments in other trades. A detailed analysis of coverage will be provided in future Censuses of Business publications.

"Number of establishments" is the number of separate business locations, rather than the number of business companies or organizations, since the Census figures represent information reported separately for each business location or establishment. The establishment count reflects the number of places in business at the end of 1948 excluding administrative and executive offices of multiunit organizations, and "chain store" warehouses.

Sales and receipts.—"1948 sales and receipts" represents sales of merchandise and receipts from repairs and other services to customers. The figures reflect deductions for returned goods and allowances, but not for trade-in allowances; they exclude sales and excise taxes collected from customers and paid directly to any taxing agency.

Proprietors.—"Active proprietors..." represents owners and partners of unincorporated businesses who devoted the major portion of their time to the business in November 1948.

Employment.—"Number of paid employees..." represents all employees on the pay roll for the pay period ending nearest November 15, 1948. "Full workweek" employees, whether regular or seasonal, are those who in the November 15 pay period were paid for working at least the number of hours typically worked in a week by employees of the reporting establishment.

1948 CENSUS OF BUSINESS

RETAIL, WHOLESALE, SERVICE TRADES

U. S. DEPARTMENT OF COMMERCE
BUREAU OF THE CENSUS

PRELIMINARY

For Release May 22, 1950

Release Series BC-1P-24-036

FRANKLIN COUNTY, MO.

Retail, wholesale, and service establishments located in Franklin County, Missouri, showed a substantial expansion in dollar volume of trade from 1939 to 1948 according to preliminary figures from the 1948 Census of Business released today by the Bureau of the Census, U. S. Department of Commerce.

Retail sales in the county during 1948 aggregated \$25.1 million, an increase of 230 percent over the \$7.6 million in 1939, when the preceding Census of Business was taken. Wholesale sales in the county reached a total of \$7.8 million in 1948 as compared with \$2.6 million in 1939. The service trades included in the Census of Business recorded receipts totaling \$1.1 million in 1948 compared with \$0.3 million in 1939.

Employment in the county also rose over the 9-year period between 1939 and 1948 for the above trades. Establishments in these trades reported a combined total of 1,388 paid employees for the workweek ended nearest November 15, 1948. This compared with a total of 960 employees reported for the week of November 15, 1939.

These preliminary figures have been derived from a Census report on Franklin County, Missouri, which also includes data for the city of Washington and the part of the city of Sullivan located in Franklin County. Final figures, superseding the preliminary data for Franklin County, will be included in a Bulletin for the State of Missouri to be issued in several months. Similar data will be made available this year in preliminary and final form for each of the counties and States. A single copy of the preliminary release for Franklin County as well as an order blank for other area releases may be obtained by writing to the Bureau of the Census, Washington 25, D. C.

Table 1.—CENSUS OF BUSINESS PRELIMINARY RESULTS FOR 1948, BY TRADE GROUP
FRANKLIN COUNTY, MO.

| Trade group and kind of business | Number of establishments | 1948 sales and receipts (Thousand dollars) | Active proprietors of unincorporated businesses Nov. 1948 | Paid employees, workweek ended nearest Nov. 15, 1948 | |
|---|--------------------------|---|--|--|-------------------------|
| | | | | Total employees ¹ | Full workweek employees |
| RETAIL TRADE, total..... | 528 | 25,087 | 574 | 1,099 | 856 |
| Food group..... | 95 | 5,970 | 101 | 180 | 130 |
| Eating and drinking places..... | 117 | 2,437 | 130 | 229 | 159 |
| General merchandise grp, general stores. | 36 | 1,994 | 48 | 110 | 72 |
| Apparel group..... | 25 | 889 | 28 | 34 | 19 |
| Furniture-home furnishings-appliance grp. | 31 | 1,205 | 31 | 59 | 51 |
| Automotive group..... | 35 | 4,339 | 36 | 178 | 172 |
| Gasoline service stations..... | 68 | 1,361 | 71 | 53 | 38 |
| Lumber-building-hardware group..... | 36 | 2,937 | 38 | 100 | 93 |
| Drug and proprietary stores..... | 17 | 653 | 17 | 52 | 27 |
| All other retail stores..... | 68 | 3,302 | 74 | 104 | 95 |
| WHOLESALE TRADE, total..... | 50 | 7,804 | 37 | 182 | x |
| Merchant wholesalers..... | 28 | 4,927 | 20 | 122 | x |
| Other types of wholesale..... | 22 | 2,877 | 17 | 60 | x |
| SELECTED SERVICE TRADES, 2/total..... | 149 | 1,062 | 157 | 107 | 92 |
| Personal services..... | 83 | 433 | 81 | 64 | 52 |
| All other service trades..... | 66 | 629 | 76 | 43 | 40 |
| HOTELS..... | 10 | 151 | 13 | 21 | 15 |
| TOURIST COURTS AND CAMPS..... | 17 | 49 | 20 | 4 | 2 |
| AMUSEMENTS..... | 10 | 352 | 8 | 58 | x |

x Not available.

1/ Includes employees paid for less than the full workweek.

2/ See General Description on last page for changes from the 1939 Census of Business in the coverage of Service Trades.

Table 2.—CENSUS OF BUSINESS PRELIMINARY RESULTS FOR 1948 FOR CITIES OF 2,500 INHABITANTS OR MORE
FRANKLIN COUNTY, MO.

(Data omitted for trade groups where necessary to avoid disclosure)

| City and trade group ¹ | Number of establishments | 1948 sales and receipts (Thousand dollars) | Active proprietors of unincorporated businesses Nov. 1948 | Paid employees, workweek ended nearest Nov. 15, 1948 | |
|------------------------------------|--------------------------|---|--|--|-------------------------|
| | | | | Total employees ² | Full workweek employees |
| Sullivan: (part) | | | | | |
| Retail trade..... | 68 | 3,188 | 79 | 123 | 102 |
| Selected service trades.... | 25 | 114 | 25 | 11 | 10 |
| Washington: | | | | | |
| Retail trade..... | 114 | 7,984 | 118 | 407 | 333 |
| Wholesale trade..... | 15 | 3,835 | 9 | 114 | x |
| Selected service trades.... | 33 | 402 | 37 | 59 | 52 |
| Remainder of county: ^{3/} | | | | | |
| Retail trade..... | 346 | 13,915 | 377 | 569 | 421 |
| Wholesale trade..... | 35 | 3,969 | 28 | 68 | x |
| Selected service trades.... | 91 | 546 | 95 | 37 | 30 |

x Not available.

1/ See General Description on this page for changes from the 1939 Census of Business in the coverage of Service Trades.

2/ Includes employees paid for less than the full workweek.

3/ Includes figures for establishments, other than wholesale, not located in cities of 2,500 inhabitants or more, and wholesale establishments not located in cities of 5,000 inhabitants or more.

GENERAL DESCRIPTION OF PRELIMINARY RELEASES FOR THE 1948 CENSUS OF BUSINESS

This series of releases, of which one is planned for each county in the United States, presents preliminary results of the 1948 Census of Business. The information is based on reports submitted by business establishments for that Census. The figures shown are preliminary, and are subject to revision in the final Census publications, but the changes are expected to be relatively minor with respect to coverage. The final Census figures will be issued in a series of Business Census bulletins which will show additional detailed kind-of-business information for all places where there are a sufficient number of establishments.

The 1948 Census of Business was taken under the provision of the Act of June 19, 1948, which provides that the Business Census be taken for 1948 and for each fifth year thereafter. Previous Business Censuses were taken for the years 1929, 1933, 1935, and 1939.

Scope of the Census.—The 1948 Census of Business covered all establishments in the following trades, as defined by the Standard Industrial Classification Manual, May 1949 issue, of the Executive Office of the President: all retail trades; all wholesale trades; all service trades in the following four groups—personal services, business services, automobile repairs and services, and miscellaneous repair services; hotels; tourist courts and camps; and amusements, including motion picture theaters. Some important services not covered are radio broadcasting and television, medical and health, legal, educational, nonprofit, accounting, and domestic services.

This coverage is similar to that of the 1939 Business Census. However, "custom trades" and "services incidental to transportation," which are no longer included in the standard classification of the service trades, are not covered by the 1948 Census. In a number of localities, these exclusions as well as

other changes in the standard classification may have a considerable effect in comparing 1948 with 1939 data, particularly with respect to establishment count.

Establishment definition.—For Census purposes, a business establishment is defined to include only enterprises conducted from a recognizable place of business, provided that the annual sales were in excess of \$5,000 for a wholesale trade establishment and \$500 for establishments in other trades. A detailed analysis of coverage will be provided in future Census of Business publications.

"Number of establishments" is the number of separate business locations, rather than the number of business companies or organizations, since the Census figures represent information reported separately for each business location or establishment. The establishment count reflects the number of places in business at the end of 1948 excluding administrative and executive offices of multiunit organizations, and "chain store" warehouses.

Sales and receipts.—"1948 sales and receipts" represents sales of merchandise and receipts from repairs and other services to customers. The figures reflect deductions for returned goods and allowances, but not for trade-in allowances; they exclude sales and excise taxes collected from customers and paid directly to any taxing agency.

Proprietors.—"Active proprietors..." represents owners and partners of unincorporated businesses who devoted the major portion of their time to the business in November 1948.

Employment.—"Number of paid employees..." represents all employees on the pay roll for the pay period ending nearest November 15, 1948. "Full workweek" employees, whether regular or seasonal, are those who in the November 15 pay period were paid for working at least the number of hours typically worked in a week by employees of the reporting establishment.

1948 CENSUS OF BUSINESS

U. S. DEPARTMENT OF COMMERCE
BUREAU OF THE CENSUS

RETAIL, WHOLESALE, SERVICE TRADES

PRELIMINARY

For Release April 20, 1950

Release Series BC-1P-24-037

GASCONADE COUNTY, MO.

Retail, wholesale, and service establishments located in Gasconade County, Missouri, showed a substantial expansion in dollar volume of trade from 1939 to 1948 according to preliminary figures from the 1948 Census of Business released today by the Bureau of the Census, U.S. Department of Commerce.

Retail sales in the county during 1948 aggregated \$9.5 million, an increase of 313 percent over the \$2.3 million in 1939, when the preceding Census of Business was taken. Wholesale sales in the county reached a total of \$1.4 million in 1948 as compared with \$0.9 million in 1939. The service trades included in the Census of Business recorded receipts totaling \$423,000 in 1948 compared with \$47,000 in 1939.

Employment in the county also rose over the 9-year period between 1939 and 1948 for the above trades. Establishments in these trades reported a combined total of 401 paid employees for the workweek ended nearest November 15, 1948. This compared with a total of 240 employees reported for the week of November 15, 1939.

These preliminary figures have been derived from a Census report on Gasconade County, Missouri. Final figures, superseding the preliminary data for Gasconade County, will be included in a Bulletin for the State of Missouri to be issued in several months. Similar data will be made available this year in preliminary and final form for each of the counties and States. A single copy of the preliminary release for Gasconade County as well as an order blank for other area releases may be obtained by writing to the Bureau of the Census, Washington 25, D. C.

Table 1.—CENSUS OF BUSINESS PRELIMINARY RESULTS FOR 1948, BY TRADE GROUP
GASCONADE COUNTY, MO.

| Trade group and kind of business | Number of establishments | 1948 sales and receipts (Thousand dollars) | Active proprietors of unincorporated businesses Nov. 1948 | Paid employees, workweek ended nearest Nov. 15, 1948 | |
|---|--------------------------|---|--|--|-------------------------|
| | | | | Total employees ¹ | Full workweek employees |
| RETAIL TRADE, total..... | 204 | 9,487 | 206 | 364 | 285 |
| Food group..... | 33 | 1,769 | 34 | 49 | 38 |
| Eating and drinking places..... | 36 | 636 | 42 | 42 | 22 |
| General merchandise grp, general stores | 21 | 1,002 | 19 | 57 | 34 |
| Apparel group..... | 12 | 318 | 14 | 8 | 6 |
| Furniture-home furnishgs-appliance grp. | 13 | 691 | 13 | 25 | 24 |
| Automotive group..... | 14 | 1,214 | 15 | 58 | 57 |
| Gasoline service stations..... | 23 | 467 | 24 | 15 | 9 |
| Lumber-building-hardware group..... | 18 | 1,316 | 14 | 51 | 51 |
| Drug and proprietary stores..... | 5 | 143 | 5 | 12 | 5 |
| All other retail stores..... | 29 | 1,931 | 26 | 47 | 39 |
| WHOLESALE TRADE..... | 15 | 1,382 | 13 | 21 | x |
| SELECTED SERVICE TRADES, ^{2/} total..... | 50 | 423 | 51 | 16 | 13 |
| Personal services..... | 27 | 126 | 28 | 9 | 6 |
| All other service trades..... | 23 | 297 | 23 | 7 | 7 |

x Not available.

1/ Includes employees paid for less than the full workweek.

2/ See General Description on this page for changes from the 1939 Census of Business in the coverage of Service Trades.

GENERAL DESCRIPTION OF PRELIMINARY RELEASES FOR THE 1948 CENSUS OF BUSINESS

This series of releases, of which one is planned for each county in the United States, presents preliminary results of the 1948 Census of Business. The information is based on reports submitted by business establishments for that Census. The figures shown are preliminary, and are subject to revision in the final Census publications, but the changes are expected to be relatively minor with respect to coverage. The final Census figures will be issued in a series of Business Census bulletins which will show additional detailed kind-of-business information for all places where there are a sufficient number of establishments.

The 1948 Census of Business was taken under the provision of the Act of June 19, 1948, which provides that the Business Census be taken for 1948 and for each fifth year thereafter. Previous Business Censuses were taken for the years 1929, 1933, 1935, and 1939.

Scope of the Census.—The 1948 Census of Business covered all establishments in the following trades, as defined by the Standard Industrial Classification Manual, May 1949 issue, of the Executive Office of the President: all retail trades; all wholesale trades; all service trades in the following four groups—personal services, business services, automobile repairs and services, and miscellaneous repair services; hotels; tourist courts and camps; and amusements, including motion picture theaters. Some important services not covered are radio broadcasting and television, medical and health, legal, educational, nonprofit, accounting, and domestic services.

This coverage is similar to that of the 1939 Business Census. However, "custom trades" and "services incidental to transportation," which are no longer included in the standard classification of the service trades, are not covered by the 1948 Census. In a number of localities, these exclusions as well as

other changes in the standard classification may have a considerable effect in comparing 1948 with 1939 data, particularly with respect to establishment count.

Establishment definition.—For Census purposes, a business establishment is defined to include only enterprises conducted from a recognizable place of business, provided that the annual sales were in excess of \$5,000 for a wholesale trade establishment and \$500 for establishments in other trades. A detailed analysis of coverage will be provided in future Censuses of Business publications.

"Number of establishments" is the number of separate business locations, rather than the number of business companies or organizations, since the Census figures represent information reported separately for each business location or establishment. The establishment count reflects the number of places in business at the end of 1948 excluding administrative and executive offices of multinit organizations, and "chain store" warehouses.

Sales and receipts.—"1948 sales and receipts" represents sales of merchandise and receipts from repairs and other services to customers. The figures reflect deductions for returned goods and allowances, but not for trade-in allowances; they exclude sales and excise taxes collected from customers and paid directly to any taxing agency.

Proprietors.—"Active proprietors..." represents owners and partners of unincorporated businesses who devoted the major portion of their time to the business in November 1948.

Employment.—"Number of paid employees..." represents all employees on the pay roll for the pay period ending nearest November 15, 1948. "Full workweek" employees, whether regular or seasonal, are those who in the November 15 pay period were paid for working at least the number of hours typically worked in a week by employees of the reporting establishment.

1948 CENSUS OF BUSINESS

RETAIL, WHOLESALE, SERVICE TRADES

U. S. DEPARTMENT OF COMMERCE
BUREAU OF THE CENSUS

PRELIMINARY

For Release May 15, 1950

Release Series BC-1P-24-038

GENTRY COUNTY, MO.

Retail, wholesale, and service establishments located in Gentry County, Missouri, showed a substantial expansion in dollar volume of trade from 1939 to 1948 according to preliminary figures from the 1948 Census of Business released today by the Bureau of the Census, U. S. Department of Commerce.

Retail sales in the county during 1948 aggregated \$8.6 million, an increase of 291 percent over the \$2.2 million in 1939, when the preceding Census of Business was taken. Wholesale sales in the county reached a total of \$5.8 million in 1948 as compared with \$2.0 million in 1939. The service trades included in the Census of Business recorded receipts totaling \$291,000 in 1948 compared with \$106,000 in 1939.

Employment in the county also rose over the 9-year period between 1939 and 1948 for the above trades. Establishments in these trades reported a combined total of 492 paid employees for the workweek ended nearest November 15, 1948. This compared with a total of 359 employees reported for the week of November 15, 1939.

These preliminary figures have been derived from a Census report on Gentry County, Missouri. Final figures, superseding the preliminary data for Gentry County, will be included in a Bulletin for the State of Missouri to be issued in several months. Similar data will be made available this year in preliminary and final form for each of the counties and States. A single copy of the preliminary release for Gentry County as well as an order blank for other area releases may be obtained by writing to the Bureau of the Census, Washington 25, D. C.

9/056

Table 1.—CENSUS OF BUSINESS PRELIMINARY RESULTS FOR 1948, BY TRADE GROUP
GENTRY COUNTY, MO.

| Trade group and kind of business | Number of establishments | 1948 sales and receipts (Thousand dollars) | Active proprietors of unincorporated businesses Nov. 1948 | Paid employees, workweek ended nearest Nov. 15, 1948 | |
|---|--------------------------|---|--|--|-------------------------|
| | | | | Total employees ¹ | Full workweek employees |
| RETAIL TRADE, total..... | 172 | 8,564 | 187 | 431 | 334 |
| Food group..... | 35 | 1,820 | 41 | 52 | 45 |
| Eating and drinking places..... | 20 | 388 | 21 | 73 | 60 |
| General merchandise grp, general stores | 7 | 454 | 4 | 43 | 26 |
| Apparel group..... | 8 | 279 | 10 | 14 | 9 |
| Furniture-home furnishings-appliance grp | 8 | 338 | 10 | 16 | 12 |
| Automotive group..... | 12 | 1,381 | 12 | 85 | 72 |
| Gasoline service stations..... | 30 | 653 | 35 | 27 | 18 |
| Lumber-building-hardware group..... | 21 | 1,571 | 21 | 60 | 55 |
| Drug and proprietary stores..... | 7 | 283 | 7 | 25 | 16 |
| All other retail stores..... | 24 | 1,397 | 26 | 36 | 21 |
| WHOLESALE TRADE..... | 20 | 5,799 | 18 | 22 | x |
| SELECTED SERVICE TRADES, ^{2/} total..... | 44 | 291 | 48 | 39 | 22 |
| Personal services..... | 28 | 156 | 30 | 22 | 15 |
| All other service trades..... | 16 | 135 | 18 | 17 | 7 |
| HOTELS..... | 5 | 42 | 4 | 12 | 9 |

x Not available.

^{1/} Includes employees paid for less than the full workweek.

^{2/} See General Description on this page for changes from the 1939 Census of Business in the coverage of Service Trades.

GENERAL DESCRIPTION OF PRELIMINARY RELEASES FOR THE 1948 CENSUS OF BUSINESS

This series of releases, of which one is planned for each county in the United States, presents preliminary results of the 1948 Census of Business. The information is based on reports submitted by business establishments for that Census. The figures shown are preliminary, and are subject to revision in the final Census publications, but the changes are expected to be relatively minor with respect to coverage. The final Census figures will be issued in a series of Business Census bulletins which will show additional detailed kind-of-business information for all places where there are a sufficient number of establishments.

The 1948 Census of Business was taken under the provision of the Act of June 19, 1948, which provides that the Business Census be taken for 1948 and for each fifth year thereafter. Previous Business Censuses were taken for the years 1929, 1933, 1935, and 1939.

Scope of the Census.—The 1948 Census of Business covered all establishments in the following trades, as defined by the Standard Industrial Classification Manual, May 1949 issue, of the Executive Office of the President: all retail trades; all wholesale trades; all service trades in the following four groups—personal services, business services, automobile repairs and services, and miscellaneous repair services; hotels; tourist courts and camps; and amusements, including motion picture theaters. Some important services not covered are radio broadcasting and television, medical and health, legal, educational, nonprofit, accounting, and domestic services.

This coverage is similar to that of the 1939 Business Census. However, "custom trades" and "services incidental to transportation," which are no longer included in the standard classification of the service trades, are not covered by the 1948 Census. In a number of localities, these exclusions as well as

other changes in the standard classification may have a considerable effect in comparing 1948 with 1939 data, particularly with respect to establishment count.

Establishment definition.—For Census purposes, a business establishment is defined to include only enterprises conducted from a recognizable place of business, provided that the annual sales were in excess of \$5,000 for a wholesale trade establishment and \$500 for establishments in other trades. A detailed analysis of coverage will be provided in future Censuses of Business publications.

"Number of establishments" is the number of separate business locations, rather than the number of business companies or organizations, since the Census figures represent information reported separately for each business location or establishment. The establishment count reflects the number of places in business at the end of 1948 excluding administrative and executive offices of multiunit organizations, and "chain store" warehouses.

Sales and receipts.—"1948 sales and receipts" represents sales of merchandise and receipts from repairs and other services to customers. The figures reflect deductions for returned goods and allowances, but not for trade-in allowances; they exclude sales and excise taxes collected from customers and paid directly to any taxing agency.

Proprietors.—"Active proprietors..." represents owners and partners of unincorporated businesses who devoted the major portion of their time to the business in November 1948.

Employment.—"Number of paid employees..." represents all employees on the pay roll for the pay period ending nearest November 15, 1948. "Full workweek" employees, whether regular or seasonal, are those who in the November 15 pay period were paid for working at least the number of hours typically worked in a week by employees of the reporting establishment.

1948 CENSUS OF BUSINESS

RETAIL, WHOLESALE, SERVICE TRADES

U. S. DEPARTMENT OF COMMERCE
BUREAU OF THE CENSUS

PRELIMINARY

For Release May 29, 1950

Release Series BC-1P- 24-039

GREENE COUNTY, MO.

Retail, wholesale, and service establishments located in Greene County, Missouri, showed a substantial expansion in dollar volume of trade from 1939 to 1948 according to preliminary figures from the 1948 Census of Business released today by the Bureau of the Census, U. S. Department of Commerce.

Retail sales in the county during 1948 aggregated \$99.3 million, an increase of 244 percent over the \$28.9 million in 1939, when the preceding Census of Business was taken. Wholesale sales in the county reached a total of \$168.8 million in 1948 as compared with \$31.3 million in 1939. The service trades included in the Census of Business recorded receipts totaling \$6.0 million in 1948 compared with \$2.0 million in 1939.

Employment in the county also rose over the 9-year period between 1939 and 1948 for the above trades. Establishments in these trades reported a combined total of 8,963 paid employees for the workweek ended nearest November 15, 1948. This compared with a total of 5,951 employees reported for the week of November 15, 1939.

These preliminary figures have been derived from a Census report on Greene County, Missouri, which also includes data for the city of Springfield. Final figures, superseding the preliminary data for Greene County, will be included in a Bulletin for the State of Missouri to be issued in several months. Similar data will be made available this year in preliminary and final form for each of the counties and States. A single copy of the preliminary release for Greene County as well as an order blank for other area releases may be obtained by writing to the Bureau of the Census, Washington 25, D. C.

Table 1.—CENSUS OF BUSINESS PRELIMINARY RESULTS FOR 1948, BY TRADE GROUP
GREENE COUNTY, MO.

| Trade group and kind of business | Number of establishments | 1948 sales and receipts (Thousand dollars) | Active proprietors of unincorporated businesses Nov. 1948 | Paid employees, workweek ended nearest Nov. 15, 1948 | |
|---|--------------------------|---|--|--|-------------------------|
| | | | | Total employees ¹ | Full workweek employees |
| RETAIL TRADE, total..... | 1,376 | 99,296 | 1,327 | 5,613 | 4,712 |
| Food group..... | 354 | 17,098 | 376 | 470 | 332 |
| Eating and drinking places..... | 247 | 5,639 | 284 | 906 | 758 |
| General merchandise grp, general stores | 45 | 13,404 | 33 | 1,116 | 842 |
| Apparel group..... | 70 | 8,656 | 44 | 645 | 529 |
| Furniture-home furnishgs-appliance grp | 50 | 6,037 | 42 | 462 | 445 |
| Automotive group..... | 93 | 19,617 | 73 | 609 | 589 |
| Gasoline service stations..... | 193 | 4,849 | 203 | 216 | 173 |
| Lumber-building-hardware group..... | 81 | 8,940 | 54 | 389 | 363 |
| Drug and proprietary stores..... | 41 | 3,536 | 38 | 297 | 245 |
| All other retail stores..... | 202 | 11,520 | 180 | 503 | 436 |
| WHOLESALE TRADE, total..... | 216 | 168,798 | 188 | 2,256 | x |
| Merchant wholesalers, total..... | 159 | 87,010 | 133 | 1,749 | x |
| Groceries, foods..... | 27 | 17,962 | 24 | 414 | x |
| Hardware, elec'l, plum'g, and heat'g | 15 | 13,540 | 11 | 269 | x |
| Mach'y, equip't, industrial supplies | 31 | 25,301 | 20 | 326 | x |
| Automotive parts, accessories..... | 22 | 3,598 | 19 | 190 | x |
| All other merchant wholesalers..... | 64 | 26,609 | 59 | 550 | x |
| Manufact'rs' sales branches, offices.. | 13 | 12,689 | -- | 218 | x |
| Petroleum bulk plants, terminals..... | 25 | 9,797 | 28 | 146 | x |
| Agents, brokers (merchandise)..... | 13 | 40,384 | 19 | 82 | x |
| Assemblers of farm products..... | 6 | 18,918 | 8 | 61 | x |
| SELECTED SERVICE TRADES, ^{2/} total..... | 484 | 5,987 | 502 | 1,094 | 985 |
| Personal services..... | 256 | 2,999 | 271 | 692 | 642 |
| Business services..... | 35 | 662 | 29 | 123 | 109 |
| Automotive repairs and services..... | 117 | 1,879 | 124 | 221 | 184 |
| Other repair services..... | 76 | 447 | 78 | 58 | 50 |
| HOTELS..... | 24 | 1,370 | 19 | 340 | 306 |
| TOURIST COURTS AND CAMPS..... | 36 | 482 | 42 | 47 | 39 |

x Not available.

^{1/} Includes employees paid for less than the full workweek.

^{2/} See General Description on last page for changes from the 1939 Census of Business in the coverage of Service Trades.

Table 2.—CENSUS OF BUSINESS PRELIMINARY RESULTS FOR 1948 FOR CITIES OF 2,500 INHABITANTS OR MORE

GREENE COUNTY, MO.

(Data omitted for trade groups where necessary to avoid disclosure)

| City and trade group ¹ | Number of establishments | 1948 sales and receipts (Thousand dollars) | Active proprietors of unincorporated businesses Nov. 1948 | Paid employees, workweek ended nearest Nov. 15, 1948 | |
|-----------------------------------|--------------------------|---|--|--|-------------------------|
| | | | | Total employees ² | Full workweek employees |
| Springfield: | | | | | |
| Retail trade..... | 1,003 | 85,579 | 940 | 5,076 | 4,256 |
| Wholesale trade..... | 195 | 153,858 | 165 | 2,157 | x |
| Selected service trades... | 412 | 5,589 | 420 | 1,045 | 955 |
| Hotels..... | 24 | 1,370 | 19 | 340 | 306 |
| Tourist courts and camps.. | 15 | 252 | 17 | 30 | 24 |
| Remainder of county: | | | | | |
| Retail trade..... | 373 | 13,717 | 387 | 537 | 456 |
| Wholesale trade..... | 21 | 14,940 | 23 | 99 | x |
| Selected service trades... | 72 | 398 | 82 | 49 | 30 |
| Tourist courts and camps.. | 21 | 230 | 25 | 17 | 15 |

x Not available.

1/ See General Description on this page for changes from the 1939 Census of Business in the coverage of Service Trades.

2/ Includes employees paid for less than the full workweek.

GENERAL DESCRIPTION OF PRELIMINARY RELEASES FOR THE 1948 CENSUS OF BUSINESS

This series of releases, of which one is planned for each county in the United States, presents preliminary results of the 1948 Census of Business. The information is based on reports submitted by business establishments for that Census. The figures shown are preliminary, and are subject to revision in the final Census publications, but the changes are expected to be relatively minor with respect to coverage. The final Census figures will be issued in a series of Business Census bulletins which will show additional detailed kind-of-business information for all places where there are a sufficient number of establishments.

The 1948 Census of Business was taken under the provision of the Act of June 19, 1948, which provides that the Business Censuses be taken for 1948 and for each fifth year thereafter. Previous Business Censuses were taken for the years 1929, 1933, 1935, and 1939.

Scope of the Census.—The 1948 Census of Business covered all establishments in the following trades, as defined by the Standard Industrial Classification Manual, May 1949 issue, of the Executive Office of the President: all retail trades; all wholesale trades; all service trades in the following four groups—personal services, business services, automobile repairs and services, and miscellaneous repair services; hotels; tourist courts and camps; and amusements, including motion picture theaters. Some important services not covered are radio broadcasting and television, medical and health, legal, educational, nonprofit, accounting, and domestic services.

This coverage is similar to that of the 1939 Business Census. However, "custom trades" and "services incidental to transportation," which are no longer included in the standard classification of the service trades, are not covered by the 1948 Census. In a number of localities, these exclusions as well as

other changes in the standard classification may have a considerable effect in comparing 1948 with 1939 data, particularly with respect to establishment count.


Establishment definition.—For Census purposes, a business establishment is defined to include only enterprises conducted from a recognizable place of business, provided that the annual sales were in excess of \$5,000 for a wholesale trade establishment and \$500 for establishments in other trades. A detailed analysis of coverage will be provided in future Census of Business publications.

"Number of establishments" is the number of separate business locations, rather than the number of business companies or organizations, since the Census figures represent information reported separately for each business location or establishment. The establishment count reflects the number of places in business at the end of 1948 excluding administrative and executive offices of multiunit organizations, and "chain store" warehouses.

Sales and receipts.—"1948 sales and receipts" represents sales of merchandise and receipts from repairs and other services to customers. The figures reflect deductions for returned goods and allowances, but not for trade-in allowances; they exclude sales and excise taxes collected from customers and paid directly to any taxing agency.

Proprietors.—"Active proprietors..." represents owners and partners of unincorporated businesses who devoted the major portion of their time to the business in November 1948.

Employment.—"Number of paid employees..." represents all employees on the pay roll for the pay period ending nearest November 15, 1948. "Full workweek" employees, whether regular or seasonal, are those who in the November 15 pay period were paid for working at least the number of hours typically worked in a week by employees of the reporting establishment.



1948 CENSUS OF BUSINESS

RETAIL, WHOLESALE, SERVICE TRADES

U. S. DEPARTMENT OF COMMERCE
BUREAU OF THE CENSUS

PRELIMINARY

For Release April 24, 1950

Release Series BC-1P-24-040

GRUNDY COUNTY, MO.

Retail, wholesale, and service establishments located in Grundy County, Missouri, showed a substantial expansion in dollar volume of trade from 1939 to 1948 according to preliminary figures from the 1948 Census of Business released today by the Bureau of the Census, U. S. Department of Commerce.

Retail sales in the county during 1948 aggregated \$12.2 million, an increase of 270 percent over the \$3.3 million in 1939, when the preceding Census of Business was taken. Wholesale sales in the county reached a total of \$2.3 million in 1948 as compared with \$1.3 million in 1939. The service trades included in the Census of Business recorded receipts totaling \$527,000 in 1948 compared with \$204,000 in 1939.

Employment in the county also rose over the 9-year period between 1939 and 1948 for the above trades. Establishments in these trades reported a combined total of 809 paid employees for the workweek ended nearest November 15, 1948. This compared with a total of 581 employees reported for the week of November 15, 1939.

These preliminary figures have been derived from a Census report on Grundy County, Missouri, which also includes data for the city of Trenton. Final figures, superseding the preliminary data for Grundy County, will be included in a Bulletin for the State of Missouri to be issued in several months. Similar data will be made available this year in preliminary and final form for each of the counties and States. A single copy of the preliminary release for Grundy County as well as an order blank for other area releases may be obtained by writing to the Bureau of the Census, Washington 25, D. C.

Table 1.—CENSUS OF BUSINESS PRELIMINARY RESULTS FOR 1948, BY TRADE GROUP

GRUNDY COUNTY, MO.

| Trade group and kind of business | Number of establishments | 1948 sales and receipts (Thousand dollars) | Active proprietors of unincorporated businesses Nov. 1948 | Paid employees, workweek ended nearest Nov. 15, 1948 | |
|---|--------------------------|---|--|--|-------------------------|
| | | | | Total employees ¹ | Full workweek employees |
| RETAIL TRADE, total..... | 200 | 12,213 | 188 | 673 | 543 |
| Food group..... | 45 | 2,259 | 43 | 94 | 69 |
| Eating and drinking places..... | 23 | 349 | 25 | 84 | 62 |
| General merchandise grp, general stores. | 5 | 1,090 | - | 104 | 65 |
| Apparel group..... | 16 | 502 | 17 | 30 | 22 |
| Furniture-home furnishings-appliance grp. | 14 | 545 | 11 | 33 | 30 |
| Automotive group..... | 15 | 3,161 | 12 | 101 | 100 |
| Gasoline service stations..... | 32 | 1,055 | 35 | 54 | 46 |
| Lumber-building-hardware group..... | 17 | 1,502 | 14 | 78 | 69 |
| Drug and proprietary stores..... | 9 | 420 | 8 | 24 | 21 |
| All other retail stores..... | 24 | 1,330 | 23 | 71 | 59 |
| WHOLESALE TRADE..... | 17 | 2,319 | 14 | 36 | x |
| SELECTED SERVICE TRADES, ² /total..... | 57 | 527 | 60 | 100 | 92 |
| Personal services..... | 41 | 491 | 43 | 99 | 91 |
| All other service trades..... | 16 | 36 | 17 | 1 | 1 |

x Not available.

¹/ Includes employees paid for less than the full workweek.

²/ See General Description on last page for changes from the 1939 Census of Business in the coverage of Service Trades.

Table 2.—CENSUS OF BUSINESS PRELIMINARY RESULTS FOR 1948 FOR CITIES OF 2,500 INHABITANTS OR MORE

GRUNDY COUNTY, MO.

(Data omitted for trade groups where necessary to avoid disclosure)

| City and trade group ¹ | Number of establishments | 1948 sales and receipts (Thousand dollars) | Active proprietors of unincorporated businesses Nov. 1948 | Paid employees, workweek ended nearest Nov. 15, 1948 | |
|-----------------------------------|--------------------------|---|--|--|-------------------------|
| | | | | Total employees ² | Full workweek employees |
| Trenton: | | | | | |
| Retail trade..... | 130 | 10,305 | 120 | 580 | 468 |
| Wholesale trade..... | 12 | 1,840 | 11 | 29 | x |
| Selected service trades... | 43 | 475 | 45 | 97 | 90 |
| Remainder of county: | | | | | |
| Retail trade..... | 70 | 1,908 | 68 | 93 | 75 |
| Wholesale trade..... | 5 | 479 | 3 | 7 | x |
| Selected service trades... | 14 | 52 | 15 | 3 | 2 |

x Not available.

1/ See General Description on this page for changes from the 1939 Census of Business in the coverage of Service Trades.2/ Includes employees paid for less than the full workweek.

GENERAL DESCRIPTION OF PRELIMINARY RELEASES FOR THE 1948 CENSUS OF BUSINESS

This series of releases, of which one is planned for each county in the United States, presents preliminary results of the 1948 Census of Business. The information is based on reports submitted by business establishments for that Census. The figures shown are preliminary, and are subject to revision in the final Census publications, but the changes are expected to be relatively minor with respect to coverage. The final Census figures will be issued in a series of Business Census bulletins which will show additional detailed kind-of-business information for all places where there are a sufficient number of establishments.

The 1948 Census of Business was taken under the provision of the Act of June 19, 1948, which provides that the Business Census be taken for 1948 and for each fifth year thereafter. Previous Business Censuses were taken for the years 1929, 1933, 1935, and 1939.

Scope of the Census.—The 1948 Census of Business covered all establishments in the following trades, as defined by the Standard Industrial Classification Manual, May 1949 issue, of the Executive Office of the President: all retail trades; all wholesale trades; all service trades in the following four groups—personal services, business services, automobile repairs and services, and miscellaneous repair services; hotels; tourist courts and camps; and amusements, including motion picture theaters. Some important services not covered are radio broadcasting and television, medical and health, legal, educational, nonprofit, accounting, and domestic services.

This coverage is similar to that of the 1939 Business Census. However, "custom trades" and "services incidental to transportation," which are no longer included in the standard classification of the service trades, are not covered by the 1948 Census. In a number of localities, these exclusions as well as other changes in the standard classification may have

a considerable effect in comparing 1948 with 1939 data, particularly with respect to establishment count.

Establishment definition.—For Census purposes, a business establishment is defined to include only enterprises conducted from a recognizable place of business, provided that the annual sales were in excess of \$5,000 for a wholesale trade establishment and \$500 for establishments in other trades. A detailed analysis of coverage will be provided in future Census of Business publications.

"Number of establishments" is the number of separate business locations, rather than the number of business companies or organizations, since the Census figures represent information reported separately for each business location or establishment. The establishment count reflects the number of places in business at the end of 1948 excluding administrative and executive offices of multiunit organizations, and "chain store" warehouses.

Sales and receipts.—"1948 sales and receipts" represents sales of merchandise and receipts from repairs and other services to customers. The figures reflect deductions for returned goods and allowances, but not for trade-in allowances; they exclude sales and excise taxes collected from customers and paid directly to any taxing agency.

Proprietors.—"Active proprietors..." represents owners and partners of unincorporated businesses who devoted the major portion of their time to the business in November 1948.

Employment.—"Number of paid employees..." represents all employees on the pay roll for the pay period ending nearest November 15, 1948. "Full workweek" employees, whether regular or seasonal, are those who in the November 15 pay period were paid for working at least the number of hours typically worked in a week by employees of the reporting establishment.

1948 CENSUS OF BUSINESS

U. S. DEPARTMENT OF COMMERCE
BUREAU OF THE CENSUS

RETAIL, WHOLESALE, SERVICE TRADES

PRELIMINARY

For Release April 27, 1950

Release Series BC-1P-24-041

HARRISON COUNTY, MO.

Retail, wholesale, and service establishments located in Harrison County, Missouri, showed a substantial expansion in dollar volume of trade from 1939 to 1948 according to preliminary figures from the 1948 Census of Business released today by the Bureau of the Census, U. S. Department of Commerce.

Retail sales in the county during 1948 aggregated \$9.8 million, an increase of 216 percent over the \$3.1 million in 1939, when the preceding Census of Business was taken. Wholesale sales in the county reached a total of \$4.1 million in 1948 as compared with \$1.4 million in 1939. The service trades included in the Census of Business recorded receipts totaling \$308,000 in 1948 compared with \$122,000 in 1939.

Employment in the county also rose over the 9-year period between 1939 and 1948 for the above trades. Establishments in these trades reported a combined total of 516 paid employees for the workweek ended nearest November 15, 1948. This compared with a total of 426 employees reported for the week of November 15, 1939.

These preliminary figures have been derived from a Census report on Harrison County, Missouri, which also includes data for the city of Bethany. Final figures, superseding the preliminary data for Harrison County, will be included in a Bulletin for the State of Missouri to be issued in several months. Similar data will be made available this year in preliminary and final form for each of the counties and States. A single copy of the preliminary release for Harrison County as well as an order blank for other area releases may be obtained by writing to the Bureau of the Census, Washington 25, D. C.

Table 1.—CENSUS OF BUSINESS PRELIMINARY RESULTS FOR 1948, BY TRADE GROUP

HARRISON COUNTY, MO.

| Trade group and kind of business | Number of establishments | 1948 sales and receipts (Thousand dollars) | Active proprietors of unincorporated businesses Nov. 1948 | Paid employees, workweek ended nearest Nov. 15, 1948 | |
|---|--------------------------|---|--|--|-------------------------|
| | | | | Total employees ¹ | Full workweek employees |
| RETAIL TRADE, total..... | 207 | 9,778 | 198 | 432 | 351 |
| Food group..... | 37 | 2,262 | 35 | 80 | 57 |
| Eating and drinking places..... | 29 | 324 | 33 | 58 | 46 |
| General merchandise grp, general stores | 6 | 530 | 5 | 33 | 26 |
| Apparel group..... | 9 | 360 | 8 | 19 | 15 |
| Furniture-home furnishgs-appliance grp | 11 | 373 | 9 | 18 | 12 |
| Automotive group..... | 16 | 1,049 | 14 | 51 | 47 |
| Gasoline service stations..... | 40 | 1,504 | 40 | 55 | 45 |
| Lumber-building-hardware group..... | 29 | 1,551 | 22 | 67 | 60 |
| Drug and proprietary stores..... | 11 | 359 | 13 | 25 | 20 |
| All other retail stores..... | 19 | 1,466 | 19 | 26 | 23 |
| WHOLESALE TRADE, total..... | 26 | 4,059 | 22 | 52 | x |
| Merchant wholesalers..... | 6 | 1,514 | 1 | 26 | x |
| Other types of wholesale..... | 20 | 2,545 | 21 | 26 | x |
| SELECTED SERVICE TRADES, ² /total..... | 62 | 308 | 65 | 32 | 24 |
| Personal services..... | 27 | 134 | 28 | 23 | 15 |
| All other service trades..... | 35 | 174 | 37 | 9 | 9 |
| AMUSEMENTS..... | 7 | 40 | 8 | 9 | x |

x Not available.

¹/ Includes employees paid for less than the full workweek.

²/ See General Description on last page for changes from the 1939 Census of Business in the coverage of Service Trades.

Table 2.—CENSUS OF BUSINESS PRELIMINARY RESULTS FOR 1948 FOR CITIES OF 2,500 INHABITANTS OR MORE
HARRISON COUNTY, MO.

(Data omitted for trade groups where necessary to avoid disclosure)

| City and trade group ¹ | Number of establishments | 1948 sales and receipts (Thousand dollars) | Active proprietors of unincorporated businesses Nov. 1948 | Paid employees, workweek ended nearest Nov. 15, 1948 | |
|-----------------------------------|--------------------------|---|--|--|-------------------------|
| | | | | Total employees ² | Full workweek employees |
| Bethany: | | | | | |
| Retail trade..... | 77 | 5,293 | 74 | 251 | 214 |
| Selected service trades.... | 23 | 149 | 25 | 22 | 17 |
| Remainder of county: | | | | | |
| Retail trade..... | 130 | 4,485 | 124 | 181 | 137 |
| Selected service trades.... | 39 | 159 | 40 | 10 | 7 |

1/ See General Description on this page for changes from the 1939 Census of Business in the coverage of Service Trades.

2/ Includes employees paid for less than the full workweek.

GENERAL DESCRIPTION OF PRELIMINARY RELEASES FOR THE 1948 CENSUS OF BUSINESS

This series of releases, of which one is planned for each county in the United States, presents preliminary results of the 1948 Census of Business. The information is based on reports submitted by business establishments for that Census. The figures shown are preliminary, and are subject to revision in the final Census publications, but the changes are expected to be relatively minor with respect to coverage. The final Census figures will be issued in a series of Business Census bulletins which will show additional detailed kind-of-business information for all places where there are a sufficient number of establishments.

The 1948 Census of Business was taken under the provision of the Act of June 19, 1948, which provides that the Business Census be taken for 1948 and for each fifth year thereafter. Previous Business Censuses were taken for the years 1929, 1933, 1935, and 1939.

Scope of the Census.—The 1948 Census of Business covered all establishments in the following trades, as defined by the Standard Industrial Classification Manual, May 1949 issue, of the Executive Office of the President: all retail trades; all wholesale trades; all service trades in the following four groups—personal services, business services, automobile repairs and services, and miscellaneous repair services; hotels; tourist courts and camps; and amusements, including motion picture theaters. Some important services not covered are radio broadcasting and television, medical and health, legal, educational, nonprofit, accounting, and domestic services.

This coverage is similar to that of the 1939 Business Census. However, "custom trades" and "services incidental to transportation," which are no longer included in the standard classification of the service trades, are not covered by the 1948 Census. In a number of localities, these exclusions as well as other changes in the standard classification may have

a considerable effect in comparing 1948 with 1939 data, particularly with respect to establishment count.

Establishment definition.—For Census purposes, a business establishment is defined to include only enterprises conducted from a recognizable place of business, provided that the annual sales were in excess of \$5,000 for a wholesale trade establishment and \$500 for establishments in other trades. A detailed analysis of coverage will be provided in future Census of Business publications.

"Number of establishments" is the number of separate business locations, rather than the number of business companies or organizations, since the Census figures represent information reported separately for each business location or establishment. The establishment count reflects the number of places in business at the end of 1948 excluding administrative and executive offices of multiunit organizations, and "chain store" warehouses.

Sales and receipts.—"1948 sales and receipts" represents sales of merchandise and receipts from repairs and other services to customers. The figures reflect deductions for returned goods and allowances, but not for trade-in allowances; they exclude sales and excise taxes collected from customers and paid directly to any taxing agency.

Proprietors.—"Active proprietors..." represents owners and partners of unincorporated businesses who devoted the major portion of their time to the business in November 1948.

Employment.—"Number of paid employees..." represents all employees on the pay roll for the pay period ending nearest November 15, 1948. "Full workweek" employees, whether regular or seasonal, are those who in the November 15 pay period were paid for working at least the number of hours typically worked in a week by employees of the reporting establishment.

1948 CENSUS OF BUSINESS

RETAIL, WHOLESALE, SERVICE TRADES

U. S. DEPARTMENT OF COMMERCE
BUREAU OF THE CENSUS

PRELIMINARY

For Release April 20, 1950

Release Series BC-1P-24-042

HENRY COUNTY, MO.

Retail, wholesale, and service establishments located in Henry County, Missouri, showed a substantial expansion in dollar volume of trade from 1939 to 1948 according to preliminary figures from the 1948 Census of Business released today by the Bureau of the Census, U. S. Department of Commerce.

Retail sales in the county during 1948 aggregated \$16.0 million, an increase of 248 percent over the \$4.6 million in 1939, when the preceding Census of Business was taken. Wholesale sales in the county reached a total of \$9.3 million in 1948 as compared with \$3.0 million in 1939. The service trades included in the Census of Business recorded receipts totaling \$641,000 in 1948 compared with \$200,000 in 1939.

Employment in the county also rose over the 9-year period between 1939 and 1948 for the above trades. Establishments in these trades reported a combined total of 932 paid employees for the workweek ended nearest November 15, 1948. This compared with a total of 680 employees reported for the week of November 15, 1939.

These preliminary figures have been derived from a Census report on Henry County, Missouri, which also includes data for the city of Clinton. Final figures, superseding the preliminary data for Henry County, will be included in a Bulletin for the State of Missouri to be issued in several months. Similar data will be made available this year in preliminary and final form for each of the counties and States. A single copy of the preliminary release for Henry County as well as an order blank for other area releases may be obtained by writing to the Bureau of the Census, Washington 25, D. C.

Table 1.—CENSUS OF BUSINESS PRELIMINARY RESULTS FOR 1948, BY TRADE GROUP

HENRY COUNTY, MO.

| Trade group and kind of business | Number of establishments | 1948 sales and receipts (Thousand dollars) | Active proprietors of unincorporated businesses Nov. 1948 | Paid employees, workweek ended nearest Nov. 15, 1948 | |
|---|--------------------------|---|--|--|-------------------------|
| | | | | Total employees ¹ | Full workweek employees |
| RETAIL TRADE, total..... | 317 | 16,025 | 316 | 708 | 557 |
| Food group..... | 55 | 2,934 | 60 | 78 | 58 |
| Eating and drinking places..... | 42 | 588 | 42 | 123 | 93 |
| General merchandise grp, general stores. | 26 | 1,135 | 25 | 74 | 44 |
| Apparel group..... | 18 | 752 | 16 | 45 | 36 |
| Furniture-home furnishgs-appliance grp. | 20 | 754 | 15 | 45 | 41 |
| Automotive group..... | 24 | 3,417 | 22 | 108 | 87 |
| Gasoline service stations..... | 40 | 1,057 | 42 | 40 | 36 |
| Lumber-building-hardware group..... | 37 | 3,452 | 40 | 107 | 101 |
| Drug and proprietary stores..... | 17 | 617 | 18 | 43 | 26 |
| All other retail stores..... | 38 | 1,319 | 36 | 45 | 35 |
| WHOLESALE TRADE, total..... | 46 | 9,279 | 35 | 145 | x |
| Merchant wholesalers..... | 14 | 3,289 | 7 | 86 | x |
| Other types of wholesale..... | 32 | 5,990 | 28 | 59 | x |
| SELECTED SERVICE TRADES, ² /total..... | 87 | 641 | 101 | 79 | 74 |
| Personal services..... | 45 | 347 | 53 | 58 | 55 |
| All other service trades..... | 42 | 294 | 48 | 21 | 19 |
| AMUSEMENTS..... | 10 | 192 | 6 | 29 | x |

x Not available.

¹/ Includes employees paid for less than the full workweek.

²/ See General Description on last page for changes from the 1939 Census of Business in the coverage of Service Trades.

Table 2.—CENSUS OF BUSINESS PRELIMINARY RESULTS FOR 1948 FOR CITIES OF 2,500 INHABITANTS OR MORE

HENRY COUNTY, MO.

(Data omitted for trade groups where necessary to avoid disclosure)

| City and trade group ¹ | Number of establishments | 1948 sales and receipts (Thousand dollars) | Active proprietors of unincorporated businesses Nov. 1948 | Paid employees, workweek ended nearest Nov. 15, 1948 | |
|-----------------------------------|--------------------------|---|--|--|-------------------------|
| | | | | Total employees ² | Full workweek employees |
| Clinton: | | | | | |
| Retail trade..... | 154 | 10,873 | 148 | 503 | 392 |
| Wholesale trade..... | 25 | 3,965 | 16 | 84 | x |
| Selected service trades.... | 49 | 399 | 56 | 53 | 50 |
| Remainder of county: | | | | | |
| Retail trade..... | 163 | 5,152 | 168 | 205 | 165 |
| Wholesale trade..... | 21 | 5,314 | 19 | 61 | x |
| Selected service trades.... | 38 | 242 | 45 | 26 | 24 |

x Not available.

1/ See General Description on this page for changes from the 1939 Census of Business in the coverage of Service Trades.

2/ Includes employees paid for less than the full workweek.

GENERAL DESCRIPTION OF PRELIMINARY RELEASES FOR THE 1948 CENSUS OF BUSINESS

This series of releases, of which one is planned for each county in the United States, presents preliminary results of the 1948 Census of Business. The information is based on reports submitted by business establishments for that Census. The figures shown are preliminary, and are subject to revision in the final Census publications, but the changes are expected to be relatively minor with respect to coverage. The final Census figures will be issued in a series of Business Census bulletins which will show additional detailed kind-of-business information for all places where there are a sufficient number of establishments.

The 1948 Census of Business was taken under the provision of the Act of June 19, 1948, which provides that the Business Census be taken for 1948 and for each fifth year thereafter. Previous Business Censuses were taken for the years 1929, 1933, 1935, and 1939.

Scope of the Census.—The 1948 Census of Business covered all establishments in the following trades, as defined by the Standard Industrial Classification Manual, May 1949 issue, of the Executive Office of the President: all retail trades; all wholesale trades; all service trades in the following four groups—personal services, business services, automobile repairs and services, and miscellaneous repair services; hotels; tourist courts and camps; and amusements, including motion picture theaters. Some important services not covered are radio broadcasting and television, medical and health, legal, educational, nonprofit, accounting, and domestic services.

This coverage is similar to that of the 1939 Business Census. However, "custom trades" and "services incidental to transportation," which are no longer included in the standard classification of the service trades, are not covered by the 1948 Census. In a number of localities, these exclusions as well as

other changes in the standard classification may have a considerable effect in comparing 1948 with 1939 data, particularly with respect to establishment count.

Establishment definition.—For Census purposes, a business establishment is defined to include only enterprises conducted from a recognizable place of business, provided that the annual sales were in excess of \$5,000 for a wholesale trade establishment and \$500 for establishments in other trades. A detailed analysis of coverage will be provided in future Census of Business publications.

"Number of establishments" is the number of separate business locations, rather than the number of business companies or organizations, since the Census figures represent information reported separately for each business location or establishment. The establishment count reflects the number of places in business at the end of 1948 excluding administrative and executive offices of multiunit organizations, and "chain store" warehouses.

Sales and receipts.—"1948 sales and receipts" represents sales of merchandise and receipts from repairs and other services to customers. The figures reflect deductions for returned goods and allowances, but not for trade-in allowances; they exclude sales and excise taxes collected from customers and paid directly to any taxing agency.

Proprietors.—"Active proprietors..." represents owners and partners of unincorporated businesses who devoted the major portion of their time to the business in November 1948.

Employment.—"Number of paid employees..." represents all employees on the pay roll for the pay period ending nearest November 15, 1948. "Full workweek" employees, whether regular or seasonal, are those who in the November 15 pay period were paid for working at least the number of hours typically worked in a week by employees of the reporting establishment.

1948 CENSUS OF BUSINESS

RETAIL, WHOLESALE, SERVICE TRADES

U. S. DEPARTMENT OF COMMERCE
BUREAU OF THE CENSUS

PRELIMINARY

For Release April 24, 1950

Release Series BC-1P-24-043

HICKORY COUNTY, MO.

Retail and service establishments located in Hickory County, Missouri, showed a substantial expansion in dollar volume of trade from 1939 to 1948 according to preliminary figures from the 1948 Census of Business released today by the Bureau of the Census, U. S. Department of Commerce.

Retail sales in the county during 1948 aggregated \$2.3 million, an increase of 360 percent over the \$0.5 million in 1939, when the preceding Census of Business was taken. The service trades included in the Census of Business recorded receipts totaling \$56,000 in 1948 compared with \$24,000 in 1939.

Employment in the county also rose over the 9-year period between 1939 and 1948 for the above trades. Establishments in these trades reported a combined total of 60 paid employees for the workweek ended nearest November 15, 1948. This compared with a total of 34 employees reported for the week of November 15, 1939.

These preliminary figures have been derived from a Census report on Hickory County, Missouri. Final figures, superseding the preliminary data for Hickory County, will be included in a Bulletin for the State of Missouri to be issued in several months. Similar data will be made available this year in preliminary and final form for each of the counties and States. A single copy of the preliminary release for Hickory County as well as an order blank for other area releases may be obtained by writing to the Bureau of the Census, Washington 25, D. C.

Table 1.—CENSUS OF BUSINESS PRELIMINARY RESULTS FOR 1948, BY TRADE GROUP
HICKORY COUNTY, MO.

| Trade group and kind of business | Number of establishments | 1948 sales and receipts (Thousand dollars) | Active proprietors of unincorporated businesses Nov. 1948 | Paid employees, workweek ended nearest Nov. 15, 1948 | |
|---|--------------------------|---|--|--|-------------------------|
| | | | | Total employees ¹ | Full workweek employees |
| RETAIL TRADE, total..... | 82 | 2,266 | 86 | 59 | 41 |
| Food group..... | 7 | 155 | 7 | 4 | 3 |
| Eating and drinking places..... | 11 | 82 | 11 | 10 | 2 |
| Gasoline service stations..... | 23 | 275 | 26 | 2 | 1 |
| All other retail stores..... | 41 | 1,754 | 42 | 43 | 35 |
| SELECTED SERVICE TRADES, ² /total..... | 21 | 56 | 22 | 1 | 1 |
| Personal services..... | 13 | 35 | 13 | 1 | 1 |
| All other service trades..... | 8 | 21 | 9 | - | - |

¹/ Includes employees paid for less than the full workweek.

² See General Description on last page for changes from the 1939 Census of Business in the coverage of Service Trades.

GENERAL DESCRIPTION OF PRELIMINARY RELEASES FOR THE 1948 CENSUS OF BUSINESS

This series of releases, of which one is planned for each county in the United States, presents preliminary results of the 1948 Census of Business. The information is based on reports submitted by business establishments for that Census. The figures shown are preliminary, and are subject to revision in the final Census publications, but the changes are expected to be relatively minor with respect to coverage. The final Census figures will be issued in a series of Business Census bulletins which will show additional detailed kind-of-business information for all places where there are a sufficient number of establishments.

The 1948 Census of Business was taken under the provision of the Act of June 19, 1948, which provides that the Business Census be taken for 1948 and for each fifth year thereafter. Previous Business Censuses were taken for the years 1929, 1933, 1935, and 1939.

Scope of the Census.—The 1948 Census of Business covered all establishments in the following trades, as defined by the Standard Industrial Classification Manual, May 1949 issue, of the Executive Office of the President: all retail trades; all wholesale trades; all service trades in the following four groups—personal services, business services, automobile repairs and services, and miscellaneous repair services; hotels; tourist courts and camps; and amusements, including motion picture theaters. Some important services not covered are radio broadcasting and television, medical and health, legal, educational, nonprofit, accounting, and domestic services.

This coverage is similar to that of the 1939 Business Census. However, "custom trades" and "services incidental to transportation," which are no longer included in the standard classification of the service trades, are not covered by the 1948 Census. In a number of localities, these exclusions as well as other changes in the standard classification may have a considerable effect in comparing

1948 with 1939 data, particularly with respect to establishment count.

Establishment definition.—For Census purposes, a business establishment is defined to include only enterprises conducted from a recognizable place of business, provided that the annual sales were in excess of \$5,000 for a wholesale trade establishment and \$500 for establishments in other trades. A detailed analysis of coverage will be provided in future Census of Business publications.

"Number of establishments" is the number of separate business locations, rather than the number of business companies or organizations, since the Census figures represent information reported separately for each business location or establishment. The establishment count reflects the number of places in business at the end of 1948 excluding administrative and executive offices of multiunit organizations, and "chain store" warehouses.

Sales and receipts.—"1948 sales and receipts" represents sales of merchandise and receipts from repairs and other services to customers. The figures reflect deductions for returned goods and allowances, but not for trade-in allowances; they exclude sales and excise taxes collected from customers and paid directly to any taxing agency.

Proprietors.—"Active proprietors..." represents owners and partners of unincorporated businesses who devoted the major portion of their time to the business in November 1948.

Employment.—"Number of paid employees..." represents all employees on the pay roll for the pay period ending nearest November 15, 1948. "Full workweek" employees, whether regular or seasonal, are those who in the November 15 pay period were paid for working at least the number of hours typically worked in a week by employees of the reporting establishment.

1948 CENSUS OF BUSINESS

U. S. DEPARTMENT OF COMMERCE
BUREAU OF THE CENSUS

RETAIL, WHOLESALE, SERVICE TRADES

PRELIMINARY

For Release April 20, 1950

Release Series BC-1P-24-044

HOLT COUNTY, MO.

Retail, wholesale, and service establishments located in Holt County, Missouri, showed a substantial expansion in dollar volume of trade from 1939 to 1948 according to preliminary figures from the 1948 Census of Business released today by the Bureau of the Census, U.S. Department of Commerce.

Retail sales in the county during 1948 aggregated \$8.3 million, an increase of 315 percent over the \$2.0 million in 1939, when the preceding Census of Business was taken. Wholesale sales in the county reached a total of \$3.7 million in 1948 as compared with \$1.5 million in 1939. The service trades included in the Census of Business recorded receipts totaling \$268,000 in 1948 compared with \$75,000 in 1939.

Employment in the county also rose over the 9-year period between 1939 and 1948 for the above trades. Establishments in these trades reported a combined total of 433 paid employees for the workweek ended nearest November 15, 1948. This compared with a total of 281 employees reported for the week of November 15, 1939.

These preliminary figures have been derived from a Census report on Holt County, Missouri. Final figures, superseding the preliminary data for Holt County, will be included in a Bulletin for the State of Missouri to be issued in several months. Similar data will be made available this year in preliminary and final form for each of the counties and States. A single copy of the preliminary release for Holt County as well as an order blank for other area releases may be obtained by writing to the Bureau of the Census, Washington 25, D. C.

Table 1.—CENSUS OF BUSINESS PRELIMINARY RESULTS FOR 1948, BY TRADE GROUP

HOLT COUNTY, MO.

| Trade group and kind of business | Number of establishments | 1948 sales and receipts (Thousand dollars) | Active proprietors of unincorporated businesses Nov. 1948 | Paid employees, workweek ended nearest Nov. 15, 1948 | |
|---|--------------------------|---|--|--|-------------------------|
| | | | | Total employees ¹ | Full workweek employees |
| RETAIL TRADE, total..... | 141 | 8,326 | 149 | 376 | 276 |
| Food group..... | 32 | 1,957 | 34 | 62 | 48 |
| Eating and drinking places..... | 23 | 379 | 25 | 88 | 46 |
| Gasoline service stations..... | 23 | 768 | 23 | 39 | 26 |
| All other retail stores..... | 63 | 5,222 | 67 | 187 | 156 |
| WHOLESALE TRADE..... | 22 | 3,714 | 17 | 33 | x |
| SELECTED SERVICE TRADES, ² /total..... | 39 | 268 | 45 | 24 | 20 |
| Personal services..... | 18 | 99 | 22 | 11 | 10 |
| All other service trades..... | 21 | 169 | 23 | 13 | 10 |

x Not available.

1/ Includes employees paid for less than the full workweek.

2/ See General Description on last page for changes from the 1939 Census of Business in the coverage of Service Trades.

GENERAL DESCRIPTION OF PRELIMINARY RELEASES FOR THE 1948 CENSUS OF BUSINESS

This series of releases, of which one is planned for each county in the United States, presents preliminary results of the 1948 Census of Business. The information is based on reports submitted by business establishments for that Census. The figures shown are preliminary, and are subject to revision in the final Census publications, but the changes are expected to be relatively minor with respect to coverage. The final Census figures will be issued in a series of Business Census bulletins which will show additional detailed kind-of-business information for all places where there are a sufficient number of establishments.

The 1948 Census of Business was taken under the provision of the Act of June 19, 1948, which provides that the Business Census be taken for 1948 and for each fifth year thereafter. Previous Business Censuses were taken for the years 1929, 1933, 1935, and 1939.

Scope of the Census.—The 1948 Census of Business covered all establishments in the following trades, as defined by the Standard Industrial Classification Manual, May 1949 issue, of the Executive Office of the President: all retail trades; all wholesale trades; all service trades in the following four groups—personal services, business services, automobile repairs and services, and miscellaneous repair services; hotels; tourist courts and camps; and amusements, including motion picture theaters. Some important services not covered are radio broadcasting and television, medical and health, legal, educational, nonprofit, accounting, and domestic services.

This coverage is similar to that of the 1939 Business Census. However, "custom trades" and "services incidental to transportation," which are no longer included in the standard classification of the service trades, are not covered by the 1948 Census. In a number of localities, these exclusions as well as other changes in the standard classification may have a considerable effect in comparing

1948 with 1939 data, particularly with respect to establishment count.

Establishment definition.—For Census purposes, a business establishment is defined to include only enterprises conducted from a recognizable place of business, provided that the annual sales were in excess of \$5,000 for a wholesale trade establishment and \$500 for establishments in other trades. A detailed analysis of coverage will be provided in future Census of Business publications.

"Number of establishments" is the number of separate business locations, rather than the number of business companies or organizations, since the Census figures represent information reported separately for each business location or establishment. The establishment count reflects the number of places in business at the end of 1948 excluding administrative and executive offices of multiunit organizations, and "chain store" warehouses.

Sales and receipts.—"1948 sales and receipts" represents sales of merchandise and receipts from repairs and other services to customers. The figures reflect deductions for returned goods and allowances, but not for trade-in allowances; they exclude sales and excise taxes collected from customers and paid directly to any taxing agency.

Proprietors.—"Active proprietors..." represents owners and partners of unincorporated businesses who devoted the major portion of their time to the business in November 1948.

Employment.—"Number of paid employees..." represents all employees on the pay roll for the pay period ending nearest November 15, 1948. "Full workweek" employees, whether regular or seasonal, are those who in the November 15 pay period were paid for working at least the number of hours typically worked in a week by employees of the reporting establishment.

1948 CENSUS OF BUSINESS

RETAIL, WHOLESALE, SERVICE TRADES

U. S. DEPARTMENT OF COMMERCE
BUREAU OF THE CENSUS

PRELIMINARY

For Release April 26, 1950

Release Series BC-1P-24-045

HOWARD COUNTY, MO.

Retail, wholesale, and service establishments located in Howard County, Missouri, showed a substantial expansion in dollar volume of trade from 1939 to 1948 according to preliminary figures from the 1948 Census of Business released today by the Bureau of the Census, U. S. Department of Commerce.

Retail sales in the county during 1948 aggregated \$7.3 million, an increase of 232 percent over the \$2.2 million in 1939, when the preceding Census of Business was taken. Wholesale sales in the county reached a total of \$3.0 million in 1948 as compared with \$1.0 million in 1939. The service trades included in the Census of Business recorded receipts totaling \$229,000 in 1948 compared with \$121,000 in 1939.

Employment in the county also rose over the 9-year period between 1939 and 1948 for the above trades. Establishments in these trades reported a combined total of 444 paid employees for the workweek ended nearest November 15, 1948. This compared with a total of 313 employees reported for the week of November 15, 1939.

These preliminary figures have been derived from a Census report on Howard County, Missouri, which also includes data for the city of Fayette. Final figures, superseding the preliminary data for Howard County, will be included in a Bulletin for the State of Missouri to be issued in several months. Similar data will be made available this year in preliminary and final form for each of the counties and States. A single copy of the preliminary release for Howard County as well as an order blank for other area releases may be obtained by writing to the Bureau of the Census, Washington 25, D. C.

Table 1.—CENSUS OF BUSINESS PRELIMINARY RESULTS FOR 1948, BY TRADE GROUP

HOWARD COUNTY, MO.

| Trade group and kind of business | Number of establishments | 1948 sales and receipts (Thousand dollars) | Active proprietors of unincorporated businesses Nov. 1948 | Paid employees, workweek ended nearest Nov. 15, 1948 | |
|---|--------------------------|---|--|--|-------------------------|
| | | | | Total employees ¹ | Full workweek employees |
| RETAIL TRADE, total..... | 156 | 7,268 | 171 | 375 | 266 |
| Food group..... | 32 | 1,583 | 31 | 50 | 42 |
| Eating and drinking places..... | 19 | 320 | 23 | 70 | 44 |
| Apparel group..... | 11 | 419 | 14 | 19 | 10 |
| Furniture-home furnishings-appliance grp | 7 | 211 | 7 | 8 | 4 |
| Automotive group..... | 12 | 1,113 | 12 | 52 | 37 |
| Gasoline service stations..... | 23 | 599 | 27 | 33 | 21 |
| Lumber-building-hardware group..... | 20 | 1,287 | 24 | 59 | 52 |
| Drug and proprietary stores..... | 9 | 422 | 13 | 27 | 20 |
| All other retail stores..... | 23 | 1,314 | 20 | 57 | 36 |
| WHOLESALE TRADE..... | 14 | 2,975 | 11 | 32 | x |
| SELECTED SERVICE TRADES, ² /total..... | 34 | 229 | 35 | 37 | 26 |
| Personal services..... | 18 | 131 | 20 | 25 | 16 |
| All other service trades..... | 16 | 98 | 15 | 12 | 10 |

x Not available.

¹/ Includes employees paid for less than the full workweek.

²/ See General Description on last page for changes from the 1939 Census of Business in the coverage of Service Trades.

Table 2.—CENSUS OF BUSINESS PRELIMINARY RESULTS FOR 1948 FOR CITIES OF 2,500 INHABITANTS OR MORE

HOWARD COUNTY, MO.

(Data omitted for trade groups where necessary to avoid disclosure)

| City and trade group ¹ | Number of establishments | 1948 sales and receipts (Thousand dollars) | Active proprietors of unincorporated businesses Nov. 1948 | Paid employees, workweek ended nearest Nov. 15, 1948 | |
|-----------------------------------|--------------------------|---|--|--|-------------------------|
| | | | | Total employees ² | Full workweek employees |
| Fayette: | | | | | |
| Retail trade..... | 65 | 4,087 | 67 | 221 | 161 |
| Selected service trades.. | 14 | 104 | 14 | 21 | 17 |
| Remainder of county: | | | | | |
| Retail trade..... | 91 | 3,181 | 104 | 154 | 105 |
| Selected service trades.. | 20 | 125 | 21 | 16 | 9 |

1/ See General Description on this page for changes from the 1939 Census of Business in the coverage of Service Trades.

2/ Includes employees paid for less than the full workweek.

GENERAL DESCRIPTION OF PRELIMINARY RELEASES FOR THE 1948 CENSUS OF BUSINESS

This series of releases, of which one is planned for each county in the United States, presents preliminary results of the 1948 Census of Business. The information is based on reports submitted by business establishments for that Census. The figures shown are preliminary, and are subject to revision in the final Census publications, but the changes are expected to be relatively minor with respect to coverage. The final Census figures will be issued in a series of Business Census bulletins which will show additional detailed kind-of-business information for all places where there are a sufficient number of establishments.

The 1948 Census of Business was taken under the provision of the Act of June 19, 1948, which provides that the Business Census be taken for 1948 and for each fifth year thereafter. Previous Business Censuses were taken for the years 1929, 1933, 1935, and 1939.

Scope of the Census.—The 1948 Census of Business covered all establishments in the following trades, as defined by the Standard Industrial Classification Manual, May 1949 issue, of the Executive Office of the President: all retail trades; all wholesale trades; all service trades in the following four groups—personal services, business services, automobile repairs and services, and miscellaneous repair services; hotels; tourist courts and camps; and amusements, including motion picture theaters. Some important services not covered are radio broadcasting and television, medical and health, legal, educational, nonprofit, accounting, and domestic services.

This coverage is similar to that of the 1939 Business Census. However, "custom trades" and "services incidental to transportation," which are no longer included in the standard classification of the service trades, are not covered by the 1948 Census. In a number of localities, these exclusions as well as other changes in the standard classification may have

a considerable effect in comparing 1948 with 1939 data, particularly with respect to establishment count.

Establishment definition.—For Census purposes, a business establishment is defined to include only enterprises conducted from a recognizable place of business, provided that the annual sales were in excess of \$5,000 for a wholesale trade establishment and \$500 for establishments in other trades. A detailed analysis of coverage will be provided in future Census of Business publications.

"Number of establishments" is the number of separate business locations, rather than the number of business companies or organizations, since the Census figures represent information reported separately for each business location or establishment. The establishment count reflects the number of places in business at the end of 1948 excluding administrative and executive offices of multiunit organizations, and "chain store" warehouses.

Sales and receipts.—"1948 sales and receipts" represents sales of merchandise and receipts from repairs and other services to customers. The figures reflect deductions for returned goods and allowances, but not for trade-in allowances; they exclude sales and excise taxes collected from customers and paid directly to any taxing agency.

Proprietors.—"Active proprietors..." represents owners and partners of unincorporated businesses who devoted the major portion of their time to the business in November 1948.

Employment.—"Number of paid employees..." represents all employees on the pay roll for the pay period ending nearest November 15, 1948. "Full workweek" employees, whether regular or seasonal, are those who in the November 15 pay period were paid for working at least the number of hours typically worked in a week by employees of the reporting establishment.

1948 CENSUS OF BUSINESS

RETAIL, WHOLESALE, SERVICE TRADES

U. S. DEPARTMENT OF COMMERCE
BUREAU OF THE CENSUS

PRELIMINARY

For Release April 24, 1950

Release Series BC-1P-24-046

HOWELL COUNTY, MO.

Retail, wholesale, and service establishments located in Howell County, Missouri, showed a substantial expansion in dollar volume of trade from 1939 to 1948 according to preliminary figures from the 1948 Census of Business released today by the Bureau of the Census, U. S. Department of Commerce.

Retail sales in the county during 1948 aggregated \$11.9 million, an increase of 213 percent over the \$3.8 million in 1939, when the preceding Census of Business was taken. Wholesale sales in the county reached a total of \$9.0 million in 1948 as compared with \$3.1 million in 1939. The service trades included in the Census of Business recorded receipts totaling \$526,000 in 1948 compared with \$159,000 in 1939.

Employment in the county also rose over the 9-year period between 1939 and 1948 for the above trades. Establishments in these trades reported a combined total of 832 paid employees for the workweek ended nearest November 15, 1948. This compared with a total of 553 employees reported for the week of November 15, 1939.

These preliminary figures have been derived from a Census report on Howell County, Missouri, which also includes data for the city of West Plains. Final figures, superseding the preliminary data for Howell County, will be included in a Bulletin for the State of Missouri to be issued in several months. Similar data will be made available this year in preliminary and final form for each of the counties and States. A single copy of the preliminary release for Howell County as well as an order blank for other area releases may be obtained by writing to the Bureau of the Census, Washington 25, D. C.

Table 1.—CENSUS OF BUSINESS PRELIMINARY RESULTS FOR 1948, BY TRADE GROUP
HOWELL COUNTY, MO.

| Trade group and kind of business | Number of establishments | 1948 sales and receipts (Thousand dollars) | Active proprietors of unincorporated businesses Nov. 1948 | Paid employees, workweek ended nearest Nov. 15, 1948 | |
|---|--------------------------|---|--|--|-------------------------|
| | | | | Total employees ¹ | Full workweek employees |
| RETAIL TRADE, total..... | 315 | 11,877 | 343 | 580 | 474 |
| Food group..... | 64 | 2,314 | 70 | 86 | 56 |
| Eating and drinking places..... | 45 | 446 | 45 | 77 | 61 |
| General merchandise grp, general stores | 23 | 1,402 | 21 | 77 | 63 |
| Apparel group..... | 20 | 802 | 23 | 45 | 36 |
| Furniture-home furnishgs-appliance grp | 14 | 716 | 20 | 35 | 34 |
| Automotive group..... | 34 | 2,726 | 42 | 113 | 102 |
| Gasoline service stations..... | 48 | 794 | 54 | 27 | 22 |
| Lumber-building-hardware group..... | 22 | 1,309 | 19 | 41 | 38 |
| Drug and proprietary stores..... | 10 | 535 | 14 | 39 | 32 |
| All other retail stores..... | 35 | 833 | 35 | 40 | 30 |
| WHOLESALE TRADE, total..... | 33 | 9,034 | 22 | 163 | x |
| Merchant wholesalers..... | 19 | 5,539 | 13 | 99 | x |
| Other types of wholesale..... | 14 | 3,495 | 9 | 64 | x |
| SELECTED SERVICE TRADES, ^{2/} total..... | 81 | 526 | 91 | 89 | 67 |
| Personal services..... | 42 | 286 | 51 | 51 | 42 |
| All other service trades..... | 39 | 240 | 40 | 38 | 25 |
| HOTELS..... | 7 | 111 | 8 | 33 | 31 |

x Not available.

^{1/} Includes employees paid for less than the full workweek.

^{2/} See General Description on last page for changes from the 1939 Census of Business in the coverage of Service Trades.

Table 2.—CENSUS OF BUSINESS PRELIMINARY RESULTS FOR 1948 FOR CITIES OF 2,500 INHABITANTS OR MORE

HOWELL COUNTY, MO.

(Data omitted for trade groups where necessary to avoid disclosure)

| City and trade group ¹ | Number of establishments | 1948 sales and receipts (Thousand dollars) | Active proprietors of unincorporated businesses Nov. 1948 | Paid employees, workweek ended nearest Nov. 15, 1948 | |
|-----------------------------------|--------------------------|---|--|--|-------------------------|
| | | | | Total employees ² | Full workweek employees |
| West Plains: | | | | | |
| Retail trade..... | 131 | 6,904 | 149 | 366 | 319 |
| Selected service trades.... | 45 | 372 | 52 | 81 | 63 |
| Remainder of county: | | | | | |
| Retail trade..... | 184 | 4,973 | 194 | 214 | 155 |
| Selected service trades.... | 36 | 154 | 39 | 8 | 4 |

1/ See General Description on this page for changes from the 1939 Census of Business in the coverage of Service Trades.

2/ Includes employees paid for less than the full workweek.

GENERAL DESCRIPTION OF PRELIMINARY RELEASES FOR THE 1948 CENSUS OF BUSINESS

This series of releases, of which one is planned for each county in the United States, presents preliminary results of the 1948 Census of Business. The information is based on reports submitted by business establishments for that Census. The figures shown are preliminary, and are subject to revision in the final Census publications, but the changes are expected to be relatively minor with respect to coverage. The final Census figures will be issued in a series of Business Census bulletins which will show additional detailed kind-of-business information for all places where there are a sufficient number of establishments.

The 1948 Census of Business was taken under the provision of the Act of June 19, 1948, which provides that the Business Census be taken for 1948 and for each fifth year thereafter. Previous Business Censuses were taken for the years 1929, 1933, 1935, and 1939.

Scope of the Census.—The 1948 Census of Business covered all establishments in the following trades, as defined by the Standard Industrial Classification Manual, May 1949 issue, of the Executive Office of the President: all retail trades; all wholesale trades; all service trades in the following four groups—personal services, business services, automobile repairs and services, and miscellaneous repair services; hotels; tourist courts and camps; and amusements, including motion picture theaters. Some important services not covered are radio broadcasting and television, medical and health, legal, educational, nonprofit, accounting, and domestic services.

This coverage is similar to that of the 1939 Business Census. However, "custom trades" and "services incidental to transportation," which are no longer included in the standard classification of the service trades, are not covered by the 1948 Census. In a number of localities, these exclusions as well as other changes in the standard classification may have

a considerable effect in comparing 1948 with 1939 data, particularly with respect to establishment count.

Establishment definition.—For Census purposes, a business establishment is defined to include only enterprises conducted from a recognizable place of business, provided that the annual sales were in excess of \$5,000 for a wholesale trade establishment and \$500 for establishments in other trades. A detailed analysis of coverage will be provided in future Census of Business publications.

"Number of establishments" is the number of separate business locations, rather than the number of business companies or organizations, since the Census figures represent information reported separately for each business location or establishment. The establishment count reflects the number of places in business at the end of 1948 excluding administrative and executive offices of multiunit organizations, and "chain store" warehouses.

Sales and receipts.—"1948 sales and receipts" represents sales of merchandise and receipts from repairs and other services to customers. The figures reflect deductions for returned goods and allowances, but not for trade-in allowances; they exclude sales and excise taxes collected from customers and paid directly to any taxing agency.

Proprietors.—"Active proprietors..." represents owners and partners of unincorporated businesses who devoted the major portion of their time to the business in November 1948.

Employment.—"Number of paid employees..." represents all employees on the pay roll for the pay period ending nearest November 15, 1948. "Full workweek" employees, whether regular or seasonal, are those who in the November 15 pay period were paid for working at least the number of hours typically worked in a week by employees of the reporting establishment.

1948 CENSUS OF BUSINESS

RETAIL, WHOLESALE, SERVICE TRADES

U. S. DEPARTMENT OF COMMERCE
BUREAU OF THE CENSUS

PRELIMINARY

For Release April 20, 1950

Release Series BC-1P-24-047

IRON COUNTY, MO.

Retail, wholesale, and service establishments located in Iron County, Missouri, showed a substantial expansion in dollar volume of trade from 1939 to 1948 according to preliminary figures from the 1948 Census of Business released today by the Bureau of the Census, U. S. Department of Commerce.

Retail sales in the county during 1948 aggregated \$4.5 million, an increase of 275 percent over the \$1.2 million in 1939, when the preceding Census of Business was taken. Wholesale sales in the county reached a total of \$646,000 in 1948 as compared with \$174,000 in 1939. The service trades included in the Census of Business recorded receipts totaling \$115,000 in 1948 compared with \$45,000 in 1939.

Employment in the county also rose over the 9-year period between 1939 and 1948 for the above trades. Establishments in these trades reported a combined total of 224 paid employees for the workweek ended nearest November 15, 1948. This compared with a total of 131 employees reported for the week of November 15, 1939.

These preliminary figures have been derived from a Census report on Iron County, Missouri. Final figures, superseding the preliminary data for Iron County, will be included in a Bulletin for the State of Missouri to be issued in several months. Similar data will be made available this year in preliminary and final form for each of the counties and States. A single copy of the preliminary release for Iron County as well as an order blank for other area releases may be obtained by writing to the Bureau of the Census, Washington 25, D. C.

Table 1.—CENSUS OF BUSINESS PRELIMINARY RESULTS FOR 1948, BY TRADE GROUP

IRON COUNTY, MO.

| Trade group and kind of business | Number of establishments | 1948 sales and receipts (Thousand dollars) | Active proprietors of unincorporated businesses Nov. 1948 | Paid employees, workweek ended nearest Nov. 15, 1948 | |
|---|--------------------------|---|--|--|-------------------------|
| | | | | Total employees ¹ | Full workweek employees |
| RETAIL TRADE, total..... | 134 | 4,465 | 131 | 203 | 172 |
| Food group..... | 46 | 1,495 | 45 | 37 | 28 |
| Eating and drinking places..... | 20 | 180 | 20 | 25 | 18 |
| Gasoline service stations..... | 21 | 321 | 21 | 14 | 13 |
| All other retail stores..... | 47 | 2,469 | 45 | 127 | 113 |
| WHOLESALE TRADE..... | 10 | 646 | 11 | 6 | x |
| SELECTED SERVICE TRADES ^{2/} | 22 | 115 | 29 | 15 | 10 |

x Not available.

^{1/} Includes employees paid for less than the full workweek.

^{2/} See General Description on last page for changes from the 1939 Census of Business in the coverage of Service Trades.

GENERAL DESCRIPTION OF PRELIMINARY RELEASES FOR THE 1948 CENSUS OF BUSINESS

This series of releases, of which one is planned for each county in the United States, presents preliminary results of the 1948 Census of Business. The information is based on reports submitted by business establishments for that Census. The figures shown are preliminary, and are subject to revision in the final Census publications, but the changes are expected to be relatively minor with respect to coverage. The final Census figures will be issued in a series of Business Census bulletins which will show additional detailed kind-of-business information for all places where there are a sufficient number of establishments.

The 1948 Census of Business was taken under the provision of the Act of June 19, 1948, which provides that the Business Census be taken for 1948 and for each fifth year thereafter. Previous Business Censuses were taken for the years 1929, 1933, 1935, and 1939.

Scope of the Census.—The 1948 Census of Business covered all establishments in the following trades, as defined by the Standard Industrial Classification Manual, May 1949 issue, of the Executive Office of the President: all retail trades; all wholesale trades; all service trades in the following four groups—personal services, business services, automobile repairs and services, and miscellaneous repair services; hotels; tourist courts and camps; and amusements, including motion picture theaters. Some important services not covered are radio broadcasting and television, medical and health, legal, educational, nonprofit, accounting, and domestic services.

This coverage is similar to that of the 1939 Business Census. However, "custom trades" and "services incidental to transportation," which are no longer included in the standard classification of the service trades, are not covered by the 1948 Census. In a number of localities, these exclusions as well as other changes in the standard classification may have a considerable effect in comparing

1948 with 1939 data, particularly with respect to establishment count.

Establishment definition.—For Census purposes, a business establishment is defined to include only enterprises conducted from a recognizable place of business, provided that the annual sales were in excess of \$5,000 for a wholesale trade establishment and \$500 for establishments in other trades. A detailed analysis of coverage will be provided in future Census of Business publications.

"Number of establishments" is the number of separate business locations, rather than the number of business companies or organizations, since the Census figures represent information reported separately for each business location or establishment. The establishment count reflects the number of places in business at the end of 1948 excluding administrative and executive offices of multiunit organizations, and "chain store" warehouses.

Sales and receipts.—"1948 sales and receipts" represents sales of merchandise and receipts from repairs and other services to customers. The figures reflect deductions for returned goods and allowances, but not for trade-in allowances; they exclude sales and excise taxes collected from customers and paid directly to any taxing agency.

Proprietors.—"Active proprietors..." represents owners and partners of unincorporated businesses who devoted the major portion of their time to the business in November 1948.

Employment.—"Number of paid employees..." represents all employees on the pay roll for the pay period ending nearest November 15, 1948. "Full workweek" employees, whether regular or seasonal, are those who in the November 15 pay period were paid for working at least the number of hours typically worked in a week by employees of the reporting establishment.

1948 CENSUS OF BUSINESS

RETAIL, WHOLESALE, SERVICE TRADES

U. S. DEPARTMENT OF COMMERCE
BUREAU OF THE CENSUS

PRELIMINARY

For Release May 29, 1950

Release Series BC-1P-24-048

JACKSON COUNTY, MO.

Retail, wholesale, and service establishments located in Jackson County, Missouri, showed a substantial expansion in dollar volume of trade from 1939 to 1948 according to preliminary figures from the 1948 Census of Business released today by the Bureau of the Census, U. S. Department of Commerce.

Retail sales in the county during 1948 aggregated \$304,800,000, an increase of 232 percent over the \$242,400,000 sales in 1939, when the preceding Census of Business was taken. Wholesale sales volume in the county showed a 274 percent rise over the same period, reaching a total of \$2,867,400,000 in 1948 as compared with \$766,300,000 in 1939. The service trades included in the Census of Business reported receipts totaling \$61,800,000 in 1948 compared with \$21,400,000 in 1939. Amusement businesses in the county recorded receipts of \$12,400,000 in 1948. No comparable figure for 1939 is available.

Employment in the county also rose over the 9-year period between 1939 and 1948 for the trades covered by the Census of Business. Retail trade establishments reported 48,278 paid employees for the workweek ended nearest November 15, 1948. Of these, 42,048 worked the full week, and the remainder part of the week. The comparable total and full workweek figures for 1939 were 34,740 and 29,501. Wholesale trade establishments reported a total of 24,740 full- and part-week employees for the week of November 15, 1948, compared with 17,996 for the same week in 1939. For the selected service trades, November 15, 1948, paid employees numbered 10,934; the comparable figure for 1939, adjusted for change in scope between the two Censuses, was 8,250.

These preliminary figures have been derived from a Census report on Jackson County, Missouri. The report also contains data for the cities of Independence and Kansas City.

Final figures, superseding the preliminary data for Jackson County, will be included in a Bulletin for the State of Missouri to be issued in several months. Similar data will be made available this year in preliminary and final form for each of the counties and States. A single copy of the preliminary release for Jackson County as well as an order blank for other area releases may be obtained by writing to the Bureau of the Census, Washington 25, D. C.

91904

Table 1.—CENSUS OF BUSINESS PRELIMINARY RESULTS FOR 1948, BY TRADE GROUP

JACKSON COUNTY, MO.

| Trade group and kind of business | Number of establishments | 1948 sales and receipts (Thousand dollars) | Active proprietors of unincorporated businesses Nov. 1948 | Paid employees, workweek ended nearest Nov. 15, 1948 | |
|---|--------------------------|---|--|--|-------------------------|
| | | | | Total employees ¹ | Full workweek employees |
| RETAIL TRADE, total..... | 6,255 | 804,752 | 6,015 | 48,278 | 42,048 |
| Food group..... | 1,288 | 134,212 | 1,300 | 4,739 | 3,719 |
| Eating and drinking places..... | 1,532 | 58,697 | 1,661 | 8,914 | 7,779 |
| Gen'l merchandise grp, general stores.. | 185 | 223,472 | 157 | 13,072 | 11,359 |
| Apparel group..... | 427 | 64,870 | 313 | 4,567 | 3,832 |
| Furniture-home furnishgs-appliance grp | 297 | 38,491 | 249 | 2,976 | 2,853 |
| Automotive group..... | 309 | 112,456 | 252 | 3,164 | 3,053 |
| Gasoline service stations..... | 634 | 23,487 | 655 | 1,259 | 1,056 |
| Lumber-building-hardware group..... | 283 | 39,562 | 222 | 2,141 | 1,974 |
| Drug and proprietary stores..... | 323 | 42,724 | 265 | 3,215 | 2,612 |
| All other retail stores..... | 977 | 66,781 | 941 | 4,231 | 3,811 |
| WHOLESALE TRADE, total..... | 1,849 | 2,867,408 | 1,201 | 24,740 | x |
| Merchant wholesalers, total..... | 1,049 | 969,682 | 748 | 15,878 | x |
| Groceries, foods..... | 170 | 129,612 | 172 | 2,503 | x |
| Dry goods, apparel..... | 48 | 28,228 | 29 | 857 | x |
| Hardware, elec'l, plum'g and heat'g. | 103 | 89,757 | 61 | 2,250 | x |
| Mach'y, equip't, industrial supplies. | 188 | 61,040 | 118 | 2,241 | x |
| Automotive parts, accessories..... | 76 | 29,243 | 53 | 1,125 | x |
| All other merchant wholesalers..... | 464 | 631,802 | 315 | 6,902 | x |
| Manufact'rs sales branches, offices... | 321 | 840,824 | 5 | 7,093 | x |
| Petroleum bulk plants, terminals..... | 48 | 30,174 | 45 | 249 | x |
| Agents, brokers (merchandise)..... | 389 | 914,182 | 367 | 1,321 | x |
| Assemblers of farm products..... | 42 | 112,546 | 36 | 199 | x |
| SELECTED SERVICE TRADES, ² /total..... | 3,124 | 61,756 | 3,139 | 10,934 | 9,849 |
| Personal services..... | 1,808 | 30,966 | 1,836 | 6,804 | 6,168 |
| Business services..... | 285 | 11,768 | 274 | 1,919 | 1,624 |
| Automotive repairs and services..... | 526 | 11,081 | 507 | 1,321 | 1,237 |
| Other repair services..... | 505 | 7,941 | 522 | 890 | 820 |
| HOTELS..... | | Data withheld to avoid disclosure | | | |
| TOURIST COURTS AND CAMPS..... | 32 | 402 | 36 | 41 | 41 |
| AMUSEMENTS..... | 269 | 12,413 | 239 | 2,091 | x |

x Not available.

¹/ Includes employees paid for less than the full workweek.²/ See General Description on last page for changes from the 1939 Census of Business in the coverage of Service Trades.

Table 2.—CENSUS OF BUSINESS PRELIMINARY RESULTS FOR 1948 FOR CITIES OF 2,500 INHABITANTS OR MORE

JACKSON COUNTY, MO.

(Data omitted for trade groups where necessary to avoid disclosure)

| City and trade group ¹ | Number of establishments | 1948 sales and receipts (Thousand dollars) | Active proprietors of unincorporated businesses Nov. 1948 | Paid employees, workweek ended nearest Nov. 15, 1948 | |
|--|--------------------------|---|--|--|-------------------------|
| | | | | Total employees ² | Full workweek employees |
| Independence: | | | | | |
| Retail trade..... | 243 | 26,320 | 219 | 1,388 | 1,119 |
| Wholesale trade..... | 24 | 5,945 | 24 | 107 | x |
| Selected service trades... | 89 | 1,685 | 91 | 339 | 328 |
| Amusements..... | 11 | 435 | 8 | 87 | x |
| Kansas City: | | | | | |
| Retail trade..... | 5,295 | 745,745 | 5,035 | 45,297 | 39,666 |
| Wholesale trade..... | 1,787 | 2,849,325 | 1,140 | 24,445 | x |
| Selected service trades... | 2,870 | 58,815 | 2,882 | 10,459 | 9,400 |
| Hotels..... | 231 | 17,015 | 153 | 3,427 | 3,156 |
| Amusements..... | 229 | 11,502 | 202 | 1,924 | x |
| Remainder of county:^{3/} | | | | | |
| Retail trade..... | 717 | 32,687 | 761 | 1,593 | 1,263 |
| Wholesale trade..... | 38 | 12,138 | 37 | 188 | x |
| Selected service trades.. | 165 | 1,256 | 166 | 136 | 121 |
| Amusements..... | 29 | 476 | 29 | 80 | x |

x Not available.

1/ See General Description on this page for changes from the 1939 Census of Business in the coverage of Service Trades.

2/ Includes employees paid for less than the full workweek.

3/ Includes figures for establishments, other than wholesale, not located in cities of 2,500 inhabitants or more, and wholesale establishments not located in cities of 5,000 inhabitants or more.

GENERAL DESCRIPTION OF PRELIMINARY RELEASES FOR THE 1948 CENSUS OF BUSINESS

This series of releases, of which one is planned for each county in the United States, presents preliminary results of the 1948 Census of Business. The information is based on reports submitted by business establishments for that Census. The figures shown are preliminary, and are subject to revision in the final Census publications, but the changes are expected to be relatively minor with respect to coverage. The final Census figures will be issued in a series of Business Census bulletins which will show additional detailed kind-of-business information for all places where there are a sufficient number of establishments.

The 1948 Census of Business was taken under the provision of the Act of June 19, 1948, which provides that the Business Census be taken for 1948 and for each fifth year thereafter. Previous Business Censuses were taken for the years 1929, 1933, 1935, and 1939.

Scope of the Census.—The 1948 Census of Business covered all establishments in the following trades, as defined by the Standard Industrial Classification Manual, May 1949 issue, of the Executive Office of the President: all retail trades; all wholesale trades; all service trades in the following four groups—personal services, business services, automobile repairs and services, and miscellaneous repair services; hotels; tourist courts and camps; and amusements, including motion picture theaters. Some important services not covered are radio broadcasting and television, medical and health, legal, educational, nonprofit, accounting, and domestic services.

This coverage is similar to that of the 1939 Business Census. However, "custom trades" and "services incidental to transportation," which are no longer included in the standard classification of the service trades, are not covered by the 1948 Census. In a number of localities, these exclusions as well as other changes in the standard classification may have

a considerable effect in comparing 1948 with 1939 data, particularly with respect to establishment count.

Establishment definition.—For Census purposes, a business establishment is defined to include only enterprises conducted from a recognizable place of business, provided that the annual sales were in excess of \$5,000 for a wholesale trade establishment and \$500 for establishments in other trades. A detailed analysis of coverage will be provided in future Census of Business publications.

"Number of establishments" is the number of separate business locations, rather than the number of business companies or organizations, since the Census figures represent information reported separately for each business location or establishment. The establishment count reflects the number of places in business at the end of 1948 excluding administrative and executive offices of multiunit organizations, and "chain store" warehouses.

Sales and receipts.—"1948 sales and receipts" represents sales of merchandise and receipts from repairs and other services to customers. The figures reflect deductions for returned goods and allowances, but not for trade-in allowances; they exclude sales and excise taxes collected from customers and paid directly to any taxing agency.

Proprietors.—"Active proprietors..." represents owners and partners of unincorporated businesses who devoted the major portion of their time to the business in November 1948.

Employment.—"Number of paid employees..." represents all employees on the pay roll for the pay period ending nearest November 15, 1948. "Full workweek" employees, whether regular or seasonal, are those who in the November 15 pay period were paid for working at least the number of hours typically worked in a week by employees of the reporting establishment.

For

show

to p

of th

197

was

comp

Ensi

1939

the

paid

total

Misce

of t

limi

Misce

year

copy

area

1948 CENSUS OF BUSINESS

RETAIL, WHOLESALE, SERVICE TRADES

U. S. DEPARTMENT OF COMMERCE
BUREAU OF THE CENSUS

PRELIMINARY

For Release May 15, 1950

Release Series BC-1P-24-049

JASPER COUNTY, MO.

Retail, wholesale, and service establishments located in Jasper County, Missouri, showed a substantial expansion in dollar volume of trade from 1939 to 1948 according to preliminary figures from the 1948 Census of Business released today by the Bureau of the Census, U. S. Department of Commerce.

Retail sales in the county during 1948 aggregated \$78.0 million, an increase of 197 percent over the \$26.3 million in 1939, when the preceding Census of Business was taken. Wholesale sales in the county reached a total of \$121.2 million in 1948 as compared with \$27.1 million in 1939. The service trades included in the Census of Business recorded receipts totaling \$3.8 million in 1948 compared with \$1.5 million in 1939.

Employment in the county also rose over the 9-year period between 1939 and 1948 for the above trades. Establishments in these trades reported a combined total of 6,966 paid employees for the workweek ended nearest November 15, 1948. This compared with a total of 5,371 employees reported for the week of November 15, 1939.

These preliminary figures have been derived from a Census report on Jasper County, Missouri, which also includes data for the cities of Carthage, Webb City, and the part of the city of Joplin located in Jasper County. Final figures, superseding the preliminary data for Jasper County, will be included in a Bulletin for the State of Missouri to be issued in several months. Similar data will be made available this year in preliminary and final form for each of the counties and States. A single copy of the preliminary release for Jasper County as well as an order blank for other area releases may be obtained by writing to the Bureau of the Census, Washington 25, D.C.

Table 1.—CENSUS OF BUSINESS PRELIMINARY RESULTS FOR 1948, BY TRADE GROUP
JASPER COUNTY, MO.

| Trade group and kind of business | Number of establishments | 1948 sales and receipts (Thousand dollars) | Active proprietors of unincorporated businesses Nov. 1948 | Paid employees, workweek ended nearest Nov. 15, 1948 | |
|---|--------------------------|---|--|--|-------------------------|
| | | | | Total employees ¹ | Full workweek employees |
| RETAIL TRADE, total..... | 1,270 | 77,971 | 1,281 | 4,568 | 3,865 |
| Food group..... | 310 | 16,050 | 320 | 509 | 376 |
| Eating and drinking places..... | 228 | 4,894 | 264 | 919 | 771 |
| General merchandise grp, general stores | 36 | 10,529 | 21 | 965 | 774 |
| Apparel group..... | 57 | 4,240 | 47 | 290 | 235 |
| Furniture-home furnishings-appliance grp | 53 | 3,408 | 47 | 229 | 221 |
| Automotive group..... | 98 | 17,492 | 96 | 639 | 626 |
| Gasoline service stations..... | 179 | 4,620 | 191 | 180 | 144 |
| Lumber-building-hardware group..... | 72 | 5,066 | 50 | 259 | 244 |
| Drug and proprietary stores..... | 38 | 2,593 | 39 | 224 | 176 |
| All other retail stores..... | 199 | 8,979 | 206 | 354 | 298 |
| WHOLESALE TRADE, total..... | 195 | 121,187 | 139 | 1,657 | x |
| Merchant wholesalers, total..... | 124 | 59,485 | 84 | 1,252 | x |
| Groceries, foods..... | 26 | 15,221 | 24 | 291 | x |
| Hardware, elec'l, plum'g and heat'g. | 11 | 7,240 | 1 | 161 | x |
| Mach'y, equip't, industrial supplies | 21 | 3,451 | 12 | 153 | x |
| Automotive parts, accessories..... | 15 | 2,858 | 10 | 155 | x |
| All other merchant wholesalers..... | 51 | 30,715 | 37 | 492 | x |
| Manufact'rs' sales branches, offices.. | 20 | 15,464 | 2 | 212 | x |
| Petroleum bulk plants, terminals..... | 27 | 6,510 | 28 | 86 | x |
| Agents, brokers (merchandise)..... | 11 | 33,307 | 17 | 46 | x |
| Assemblers of farm products..... | 13 | 6,421 | 8 | 61 | x |
| SELECTED SERVICE TRADES, ^{2/} total..... | 398 | 3,772 | 421 | 741 | 688 |
| Personal services..... | 222 | 2,200 | 227 | 572 | 535 |
| Business services..... | 16 | 174 | 17 | 36 | 29 |
| Automotive repairs and services..... | 90 | 928 | 95 | 102 | 97 |
| Other repair services..... | 70 | 470 | 82 | 31 | 27 |
| TOURIST COURTS AND CAMPS..... | 21 | 195 | 21 | 25 | 18 |
| AMUSEMENTS..... | 38 | 1,246 | 31 | 210 | x |

x Not available.

^{1/} Includes employees paid for less than the full workweek.

^{2/} See General Description on last page for changes from the 1939 Census of Business in the coverage of Service Trades.

Table 2.—CENSUS OF BUSINESS PRELIMINARY RESULTS FOR 1948 FOR CITIES OF 2,500 INHABITANTS OR MORE

JASPER COUNTY, MO.

(Data omitted for trade groups where necessary to avoid disclosure)

| City and trade group ¹ | Number of establishments | 1948 sales and receipts (Thousand dollars) | Active proprietors of unincorporated businesses Nov. 1948 | Paid employees, workweek ended nearest Nov. 15, 1948 | |
|--|--------------------------|---|--|--|-------------------------|
| | | | | Total employees ² | Full workweek employees |
| Carthage: | | | | | |
| Retail trade..... | 229 | 14,410 | 232 | 800 | 652 |
| Wholesale trade..... | 20 | 21,59 | 25 | 115 | x |
| Selected service trades.... | 69 | 487 | 75 | 56 | 48 |
| Tourist courts and camps... | 6 | 45 | 6 | 6 | 2 |
| Joplin: (part) | | | | | |
| Retail trade..... | 645 | 51,159 | 612 | 3,225 | 2,802 |
| Wholesale trade..... | 150 | 93,368 | 88 | 1,409 | x |
| Selected service trades.... | 230 | 2,716 | 240 | 606 | 565 |
| Webb City: | | | | | |
| Retail trade..... | 108 | 4,077 | 116 | 240 | 163 |
| Wholesale trade..... | 11 | 1,655 | 14 | 60 | x |
| Selected service trades.... | 48 | 359 | 49 | 65 | 63 |
| Remainder of county:^{3/} | | | | | |
| Retail trade..... | 288 | 8,325 | 321 | 303 | 248 |
| Wholesale trade..... | 14 | 5,005 | 14 | 73 | x |
| Selected service trades.... | 51 | 210 | 57 | 14 | 12 |

x. Not available.

1/ See General Description on this page for changes from the 1939 Census of Business in the coverage of Service Trades.

2/ Includes employees paid for less than the full workweek.

3/ Includes figures for establishments, other than wholesale, not located in cities of 2,500 inhabitants or more, and wholesale establishments not located in cities of 5,000 inhabitants or more.

GENERAL DESCRIPTION OF PRELIMINARY RELEASES FOR THE 1948 CENSUS OF BUSINESS

This series of releases, of which one is planned for each county in the United States, presents preliminary results of the 1948 Census of Business. The information is based on reports submitted by business establishments for that Census. The figures shown are preliminary, and are subject to revision in the final Census publications, but the changes are expected to be relatively minor with respect to coverage. The final Census figures will be issued in a series of Business Census bulletins which will show additional detailed kind-of-business information for all places where there are a sufficient number of establishments.

The 1948 Census of Business was taken under the provision of the Act of June 19, 1948, which provides that the Business Census be taken for 1948 and for each fifth year thereafter. Previous Business Censuses were taken for the years 1929, 1933, 1935, and 1939.

Scope of the Census.—The 1948 Census of Business covered all establishments in the following trades, as defined by the Standard Industrial Classification Manual, May 1949 issue, of the Executive Office of the President: all retail trades; all wholesale trades; all service trades in the following four groups—personal services, business services, automobile repairs and services, and miscellaneous repair services; hotels; tourist courts and camps; and amusements, including motion picture theaters. Some important services not covered are radio broadcasting and television, medical and health, legal, educational, nonprofit, accounting, and domestic services.

This coverage is similar to that of the 1939 Business Census. However, "custom trades" and "services incidental to transportation," which are no longer included in the standard classification of the service trades, are not covered by the 1948 Census. In a number of localities, these exclusions as well as

other changes in the standard classification may have a considerable effect in comparing 1948 with 1939 data, particularly with respect to establishment count.

Establishment definition.—For Census purposes, a business establishment is defined to include only enterprises conducted from a recognizable place of business, provided that the annual sales were in excess of \$5,000 for a wholesale trade establishment and \$500 for establishments in other trades. A detailed analysis of coverage will be provided in future Censuses of Business publications.

"Number of establishments" is the number of separate business locations, rather than the number of business companies or organizations, since the Census figures represent information reported separately for each business location or establishment. The establishment count reflects the number of places in business at the end of 1948 excluding administrative and executive offices of multiunit organizations, and "chain store" warehouses.

Sales and receipts.—"1948 sales and receipts" represents sales of merchandise and receipts from repairs and other services to customers. The figures reflect deductions for returned goods and allowances, but not for trade-in allowances; they exclude sales and excise taxes collected from customers and paid directly to any taxing agency.

Proprietors.—"Active proprietors..." represents owners and partners of unincorporated businesses who devoted the major portion of their time to the business in November 1948.

Employment.—"Number of paid employees..." represents all employees on the pay roll for the pay period ending nearest November 15, 1948. "Full workweek" employees, whether regular or seasonal, are those who in the November 15 pay period were paid for working at least the number of hours typically worked in a week by employees of the reporting establishment.

1948 CENSUS OF BUSINESS

RETAIL, WHOLESALE, SERVICE TRADES

U. S. DEPARTMENT OF COMMERCE
BUREAU OF THE CENSUS

PRELIMINARY

For Release April 27, 1950

Release Series BC-1P-24-050

JEFFERSON COUNTY, MO.

Retail, wholesale, and service establishments located in Jefferson County, Missouri, showed a substantial expansion in dollar volume of trade from 1939 to 1948 according to preliminary figures from the 1948 Census of Business released today by the Bureau of the Census, U. S. Department of Commerce.

Retail sales in the county during 1948 aggregated \$22.5 million, an increase of 252 percent over the \$6.4 million in 1939, when the preceding Census of Business was taken. Wholesale sales in the county reached a total of \$9.2 million in 1948 as compared with \$2.3 million in 1939. The service trades included in the Census of Business recorded receipts totaling \$762,000 in 1948 compared with \$253,000 in 1939.

Employment in the county also rose over the 9-year period between 1939 and 1948 for the above trades. Establishments in these trades reported a combined total of 1,363 paid employees for the workweek ended nearest November 15, 1948. This compared with a total of 793 employees reported for the week of November 15, 1939.

These preliminary figures have been derived from a Census report on Jefferson County, Missouri, which also includes data for the cities of Crystal City, De Soto, and Festus. Final figures, superseding the preliminary data for Jefferson County, will be included in a Bulletin for the State of Missouri to be issued in several months. Similar data will be made available this year in preliminary and final form for each of the counties and States. A single copy of the preliminary release for Jefferson County as well as an order blank for other area releases may be obtained by writing to the Bureau of the Census, Washington 25, D. C.

Table 1.—CENSUS OF BUSINESS PRELIMINARY RESULTS FOR 1948, BY TRADE GROUP

JEFFERSON COUNTY, MO.

| Trade group and kind of business | Number of establishments | 1948 sales and receipts (Thousand dollars) | Active proprietors of unincorporated businesses Nov. 1948 | Paid employees, workweek ended nearest Nov. 15, 1948 | |
|--|--------------------------|---|--|--|-------------------------|
| | | | | Total employees ¹ | Full workweek employees |
| RETAIL TRADE, total..... | 488 | 22,473 | 483 | 1,026 | 747 |
| Food group..... | 120 | 6,172 | 123 | 181 | 132 |
| Eating and drinking places..... | 125 | 2,026 | 139 | 199 | 135 |
| General merchandise grp, general stores..... | 29 | 2,310 | 26 | 124 | 78 |
| Apparel group..... | 13 | 1,068 | 9 | 83 | 45 |
| Furniture-home furnishings-appliance grp..... | 27 | 1,203 | 22 | 59 | 46 |
| Automotive group..... | 31 | 4,001 | 30 | 159 | 125 |
| Gasoline service stations..... | 68 | 1,901 | 70 | 75 | 62 |
| Lumber-building-hardware group..... | 28 | 2,204 | 19 | 81 | 74 |
| Drug and proprietary stores..... | 11 | 540 | 10 | 29 | 23 |
| All other retail stores..... | 36 | 1,048 | 35 | 36 | 27 |
| WHOLESALE TRADE, total..... | 36 | 9,248 | 35 | 209 | x |
| Merchant wholesalers..... | 19 | 4,025 | 16 | 181 | x |
| Other types of wholesale..... | 17 | 5,223 | 19 | 28 | x |
| SELECTED SERVICE TRADES, ² total..... | 92 | 762 | 99 | 128 | 109 |
| Personal services..... | 57 | 407 | 61 | 56 | 43 |
| All other service trades..... | 35 | 355 | 38 | 72 | 66 |
| HOTELS..... | 5 | 74 | 4 | 13 | 9 |
| AMUSEMENTS..... | 14 | 289 | 8 | 57 | x |

x Not available.

¹/ Includes employees paid for less than the full workweek.

²/ See General Description on last page for changes from the 1939 Census of Business in the coverage of Service Trades.

Table 2.—CENSUS OF BUSINESS PRELIMINARY RESULTS FOR 1948 FOR CITIES OF 2,500 INHABITANTS OR MORE

JEFFERSON COUNTY, MO.

(Data omitted for trade groups where necessary to avoid disclosure)

| City and trade group ¹ | Number of establishments | 1948 sales and receipts (Thousand dollars) | Active proprietors of unincorporated businesses Nov. 1948 | Paid employees, workweek ended nearest Nov. 15, 1948 | |
|------------------------------------|--------------------------|---|--|--|-------------------------|
| | | | | Total employees ² | Full workweek employees |
| Crystal City: | | | | | |
| Retail trade..... | 62 | 4,192 | 63 | 174 | 138 |
| Selected service trades.... | 13 | 107 | 16 | 16 | 13 |
| De Soto: | | | | | |
| Retail trade..... | 101 | 6,000 | 109 | 276 | 202 |
| Wholesale trade..... | 10 | 1,871 | 10 | 36 | x |
| Selected service trades.... | 28 | 302 | 30 | 73 | 65 |
| Festus: | | | | | |
| Retail trade..... | 79 | 4,407 | 65 | 296 | 198 |
| Selected service trades.... | 20 | 170 | 21 | 31 | 23 |
| Remainder of county: ^{3/} | | | | | |
| Retail trade..... | 246 | 7,874 | 246 | 280 | 209 |
| Wholesale trade..... | 26 | 7,377 | 25 | 173 | x |
| Selected service trades.... | 31 | 183 | 32 | 8 | 8 |

x Not available.

1/ See General Description on this page for changes from the 1939 Census of Business in the coverage of Service Trades.

2/ Includes employees paid for less than the full workweek.

3/ Includes figures for establishments, other than wholesale, not located in cities of 2,500 inhabitants or more, and wholesale establishments not located in cities of 5,000 inhabitants or more.

GENERAL DESCRIPTION OF PRELIMINARY RELEASES FOR THE 1948 CENSUS OF BUSINESS

This series of releases, of which one is planned for each county in the United States, presents preliminary results of the 1948 Census of Business. The information is based on reports submitted by business establishments for that Census. The figures shown are preliminary, and are subject to revision in the final Census publications, but the changes are expected to be relatively minor with respect to coverage. The final Census figures will be issued in a series of Business Census bulletins which will show additional detailed kind-of-business information for all places where there are a sufficient number of establishments.

The 1948 Census of Business was taken under the provision of the Act of June 19, 1948, which provides that the Business Census be taken for 1948 and for each fifth year thereafter. Previous Business Censuses were taken for the years 1929, 1933, 1935, and 1939.

Scope of the Census.—The 1948 Census of Business covered all establishments in the following trades, as defined by the Standard Industrial Classification Manual, May 1949 issue, of the Executive Office of the President: all retail trades; all wholesale trades; all service trades in the following four groups—personal services, business services, automobile repairs and services, and miscellaneous repair services; hotels; tourist courts and camps; and amusements, including motion picture theaters. Some important services not covered are radio broadcasting and television, medical and health, legal, educational, nonprofit, accounting, and domestic services.

This coverage is similar to that of the 1939 Business Census. However, "custom trades" and "services incidental to transportation," which are no longer included in the standard classification of the service trades, are not covered by the 1948 Census. In a number of localities, these exclusions as well as other changes in the standard classification may have

a considerable effect in comparing 1948 with 1939 data, particularly with respect to establishment count.

Establishment definition.—For Census purposes, a business establishment is defined to include only enterprises conducted from a recognizable place of business, provided that the annual sales were in excess of \$5,000 for a wholesale trade establishment and \$500 for establishments in other trades. A detailed analysis of coverage will be provided in future Census of Business publications.

"Number of establishments" is the number of separate business locations, rather than the number of business companies or organizations, since the Census figures represent information reported separately for each business location or establishment. The establishment count reflects the number of places in business at the end of 1948 excluding administrative and executive offices of multiunit organizations, and "chain store" warehouses.

Sales and receipts.—"1948 sales and receipts" represents sales of merchandise and receipts from repairs and other services to customers. The figures reflect deductions for returned goods and allowances, but not for trade-in allowances; they exclude sales and excise taxes collected from customers and paid directly to any taxing agency.

Proprietors.—"Active proprietors..." represents owners and partners of unincorporated businesses who devoted the major portion of their time to the business in November 1948.

Employment.—"Number of paid employees..." represents all employees on the pay roll for the pay period ending nearest November 15, 1948. "Full workweek" employees, whether regular or seasonal, are those who in the November 15 pay period were paid for working at least the number of hours typically worked in a week by employees of the reporting establishment.

1948 CENSUS OF BUSINESS

RETAIL, WHOLESALE, SERVICE TRADES

U. S. DEPARTMENT OF COMMERCE
BUREAU OF THE CENSUS

PRELIMINARY

For Release April 24, 1950

Release Series BC-1P-24-051

JOHNSON COUNTY, MO.

Retail, wholesale, and service establishments located in Johnson County, Missouri, showed a substantial expansion in dollar volume of trade from 1939 to 1948 according to preliminary figures from the 1948 Census of Business released today by the Bureau of the Census, U. S. Department of Commerce.

Retail sales in the county during 1948 aggregated \$12.3 million, an increase of 200 percent over the \$4.1 million in 1939, when the preceding Census of Business was taken. Wholesale sales in the county reached a total of \$7.5 million in 1948 as compared with \$1.7 million in 1939. The service trades included in the Census of Business recorded receipts totaling \$650,000 in 1948 compared with \$222,000 in 1939.

Employment in the county also rose over the 9-year period between 1939 and 1948 for the above trades. Establishments in these trades reported a combined total of 949 paid employees for the workweek ended nearest November 15, 1948. This compared with a total of 608 employees reported for the week of November 15, 1939.

These preliminary figures have been derived from a Census report on Johnson County, Missouri, which also includes data for the city of Warrensburg. Final figures, superseding the preliminary data for Johnson County, will be included in a Bulletin for the State of Missouri to be issued in several months. Similar data will be made available this year in preliminary and final form for each of the counties and States. A single copy of the preliminary release for Johnson County as well as an order blank for other area releases may be obtained by writing to the Bureau of the Census, Washington 25, D. C.

Table 1.—CENSUS OF BUSINESS PRELIMINARY RESULTS FOR 1948, BY TRADE GROUP

JOHNSON COUNTY, MO.

| Trade group and kind of business | Number of establishments | 1948 sales and receipts (Thousand dollars) | Active proprietors of unincorporated businesses Nov. 1948 | Paid employees, workweek ended nearest Nov. 15, 1948 | |
|---|--------------------------|---|--|--|-------------------------|
| | | | | Total employees ¹ | Full workweek employees |
| RETAIL TRADE, total..... | 279 | 12,299 | 275 | 719 | 537 |
| Food group..... | 48 | 2,411 | 50 | 61 | 44 |
| Eating and drinking places..... | 42 | 819 | 42 | 164 | 125 |
| General merchandise grp., general stores..... | 13 | 578 | 7 | 81 | 45 |
| Apparel group..... | 16 | 917 | 10 | 72 | 43 |
| Furniture-home furnishings-appliance grp..... | 13 | 503 | 14 | 25 | 17 |
| Automotive group..... | 16 | 1,764 | 13 | 77 | 75 |
| Gasoline service stations..... | 48 | 1,056 | 51 | 46 | 37 |
| Lumber-building-hardware group..... | 29 | 1,823 | 32 | 76 | 63 |
| Drug and proprietary stores..... | 10 | 482 | 10 | 46 | 36 |
| All other retail stores..... | 44 | 1,946 | 46 | 71 | 52 |
| WHOLESALE TRADE, total..... | 42 | 7,498 | 41 | 140 | x |
| Merchant wholesalers..... | 19 | 4,133 | 20 | 84 | x |
| Other types of wholesale..... | 23 | 3,365 | 21 | 56 | x |
| SELECTED SERVICE TRADES, ² /total..... | 88 | 650 | 94 | 90 | 78 |
| Personal services..... | 51 | 368 | 55 | 64 | 54 |
| All other service trades..... | 37 | 282 | 39 | 26 | 24 |

x Not available.

¹/ Includes employees paid for less than the full workweek.

²/ See General Description on last page for changes from the 1939 Census of Business in the coverage of Service Trades.

Table 2.—CENSUS OF BUSINESS PRELIMINARY RESULTS FOR 1948 FOR CITIES OF 2,500 INHABITANTS OR MORE

JOHNSON COUNTY, MO.

(Data omitted for trade groups where necessary to avoid disclosure)

| City and trade group ¹ | Number of establishments | 1948 sales and receipts (Thousand dollars) | Active proprietors of unincorporated businesses Nov. 1948 | Paid employees, workweek ended nearest Nov. 15, 1948 | |
|-----------------------------------|--------------------------|---|--|--|-------------------------|
| | | | | Total employees ² | Full workweek employees |
| Warrensburg: | | | | | |
| Retail trade..... | 141 | 7,712 | 136 | 537 | 405 |
| Wholesale trade..... | 21 | 3,456 | 24 | 66 | x |
| Selected service trades.... | 50 | 425 | 52 | 74 | 63 |
| Remainder of county: | | | | | |
| Retail trade..... | 138 | 4,587 | 139 | 182 | 132 |
| Wholesale trade..... | 21 | 4,042 | 17 | 74 | x |
| Selected service trades.... | 38 | 225 | 42 | 16 | 15 |

x Not available.

1/ See General Description on this page for changes from the 1939 Census of Business in the coverage of Service Trades.

2/ Includes employees paid for less than the full workweek.

GENERAL DESCRIPTION OF PRELIMINARY RELEASES FOR THE 1948 CENSUS OF BUSINESS

This series of releases, of which one is planned for each county in the United States, presents preliminary results of the 1948 Census of Business. The information is based on reports submitted by business establishments for that Census. The figures shown are preliminary, and are subject to revision in the final Census publications, but the changes are expected to be relatively minor with respect to coverage. The final Census figures will be issued in a series of Business Census bulletins which will show additional detailed kind-of-business information for all places where there are a sufficient number of establishments.

The 1948 Census of Business was taken under the provision of the Act of June 19, 1948, which provides that the Business Census be taken for 1948 and for each fifth year thereafter. Previous Business Censuses were taken for the years 1929, 1933, 1935, and 1939.

Scope of the Census.—The 1948 Census of Business covered all establishments in the following trades, as defined by the Standard Industrial Classification Manual, May 1949 issue, of the Executive Office of the President: all retail trades; all wholesale trades; all service trades in the following four groups—personal services, business services, automobile repairs and services, and miscellaneous repair services; hotels; tourist courts and camps; and amusements, including motion picture theaters. Some important services not covered are radio broadcasting and television, medical and health, legal, educational, nonprofit, accounting, and domestic services.

This coverage is similar to that of the 1939 Business Census. However, "custom trades" and "services incidental to transportation," which are no longer included in the standard classification of the service trades, are not covered by the 1948 Census. In a number of localities, these exclusions as well as other changes in the standard classification may have

a considerable effect in comparing 1948 with 1939 data, particularly with respect to establishment count.

Establishment definition.—For Census purposes, a business establishment is defined to include only enterprises conducted from a recognizable place of business, provided that the annual sales were in excess of \$5,000 for a wholesale trade establishment and \$500 for establishments in other trades. A detailed analysis of coverage will be provided in future Census of Business publications.

"Number of establishments" is the number of separate business locations, rather than the number of business companies or organizations, since the Census figures represent information reported separately for each business location or establishment. The establishment count reflects the number of places in business at the end of 1948 excluding administrative and executive offices of multiunit organizations, and "chain store" warehouses.

Sales and receipts.—"1948 sales and receipts" represents sales of merchandise and receipts from repairs and other services to customers. The figures reflect deductions for returned goods and allowances, but not for trade-in allowances; they exclude sales and excise taxes collected from customers and paid directly to any taxing agency.

Proprietors.—"Active proprietors..." represents owners and partners of unincorporated businesses who devoted the major portion of their time to the business in November 1948.

Employment.—"Number of paid employees..." represents all employees on the pay roll for the pay period ending nearest November 15, 1948. "Full workweek" employees, whether regular or seasonal, are those who in the November 15 pay period were paid for working at least the number of hours typically worked in a week by employees of the reporting establishment.

1948 CENSUS OF BUSINESS

RETAIL, WHOLESALE, SERVICE TRADES

U. S. DEPARTMENT OF COMMERCE
BUREAU OF THE CENSUS

PRELIMINARY

For Release April 20, 1950

Release Series BC-1P-24-052

KNOX COUNTY, MO.

Retail, wholesale, and service establishments located in Knox County, Missouri, showed a substantial expansion in dollar volume of trade from 1939 to 1948 according to preliminary figures from the 1948 Census of Business released today by the Bureau of the Census, U. S. Department of Commerce.

Retail sales in the county during 1948 aggregated \$3.6 million, an increase of 200 percent over the \$1.2 million in 1939, when the preceding Census of Business was taken. Wholesale sales in the county reached a total of \$937,000 in 1948 as compared with \$300,000 in 1939. The service trades included in the Census of Business recorded receipts totaling \$76,000 in 1948 compared with \$38,000 in 1939.

Employment in the county also rose over the 9-year period between 1939 and 1948 for the above trades. Establishments in these trades reported a combined total of 188 paid employees for the workweek ended nearest November 15, 1948. This compared with a total of 111 employees reported for the week of November 15, 1939.

These preliminary figures have been derived from a Census report on Knox County, Missouri. Final figures, superseding the preliminary data for Knox County, will be included in a Bulletin for the State of Missouri to be issued in several months. Similar data will be made available this year in preliminary and final form for each of the counties and States. A single copy of the preliminary release for Knox County, as well as an order blank for other area releases may be obtained by writing to the Bureau of the Census, Washington 25, D. C.

Table 1.—CENSUS OF BUSINESS PRELIMINARY RESULTS FOR 1948, BY TRADE GROUP

KNOX COUNTY, MO.

| Trade group and kind of business | Number of establishments | 1948 sales and receipts (Thousand dollars) | Active proprietors of unincorporated businesses Nov. 1948 | Paid employees, workweek ended nearest Nov. 15, 1948 | |
|---|--------------------------|---|--|--|-------------------------|
| | | | | Total employees ¹ | Full workweek employees |
| RETAIL TRADE, total..... | 111 | 3,610 | 114 | 167 | 130 |
| Food group..... | 16 | 695 | 17 | 16 | 9 |
| Eating and drinking places..... | 20 | 218 | 24 | 19 | 16 |
| Gasoline service stations..... | 19 | 341 | 18 | 10 | 6 |
| All other retail stores..... | 56 | 2,356 | 55 | 122 | 99 |
| WHOLESALE TRADE..... | 9 | 937 | 8 | 11 | x |
| SELECTED SERVICE TRADES, ² /total..... | 24 | 76 | 24 | 10 | 8 |
| Personal services..... | 14 | 55 | 14 | 8 | 6 |
| All other service trades..... | 10 | 21 | 10 | 2 | 2 |

x Not available.

¹/ Includes employees paid for less than the full workweek.

²/ See General Description on last page for changes from the 1939 Census of Business in the coverage of Service Trades.

GENERAL DESCRIPTION OF PRELIMINARY RELEASES FOR THE 1948 CENSUS OF BUSINESS

This series of releases, of which one is planned for each county in the United States, presents preliminary results of the 1948 Census of Business. The information is based on reports submitted by business establishments for that Census. The figures shown are preliminary, and are subject to revision in the final Census publications, but the changes are expected to be relatively minor with respect to coverage. The final Census figures will be issued in a series of Business Census bulletins which will show additional detailed kind-of-business information for all places where there are a sufficient number of establishments.

The 1948 Census of Business was taken under the provision of the Act of June 19, 1948, which provides that the Business Census be taken for 1948 and for each fifth year thereafter. Previous Business Censuses were taken for the years 1929, 1933, 1935, and 1939.

Scope of the Census.—The 1948 Census of Business covered all establishments in the following trades, as defined by the Standard Industrial Classification Manual, May 1949 issue, of the Executive Office of the President: all retail trades; all wholesale trades; all service trades in the following four groups—personal services, business services, automobile repairs and services, and miscellaneous repair services; hotels; tourist courts and camps; and amusements, including motion picture theaters. Some important services not covered are radio broadcasting and television, medical and health, legal, educational, nonprofit, accounting, and domestic services.

This coverage is similar to that of the 1939 Business Census. However, "custom trades" and "services incidental to transportation," which are no longer included in the standard classification of the service trades, are not covered by the 1948 Census. In a number of localities, these exclusions as well as other changes in the standard classification may have a considerable effect in comparing

1948 with 1939 data, particularly with respect to establishment count.

Establishment definition.—For Census purposes, a business establishment is defined to include only enterprises conducted from a recognizable place of business, provided that the annual sales were in excess of \$5,000 for a wholesale trade establishment and \$500 for establishments in other trades. A detailed analysis of coverage will be provided in future Census of Business publications.

"Number of establishments" is the number of separate business locations, rather than the number of business companies or organizations, since the Census figures represent information reported separately for each business location or establishment. The establishment count reflects the number of places in business at the end of 1948 excluding administrative and executive offices of multiunit organizations, and "chain store" warehouses.

Sales and receipts.—"1948 sales and receipts" represents sales of merchandise and receipts from repairs and other services to customers. The figures reflect deductions for returned goods and allowances, but not for trade-in allowances; they exclude sales and excise taxes collected from customers and paid directly to any taxing agency.

Proprietors.—"Active proprietors..." represents owners and partners of unincorporated businesses who devoted the major portion of their time to the business in November 1948.

Employment.—"Number of paid employees..." represents all employees on the pay roll for the pay period ending nearest November 15, 1948. "Full workweek" employees, whether regular or seasonal, are those who in the November 15 pay period were paid for working at least the number of hours typically worked in a week by employees of the reporting establishment.

1948 CENSUS OF BUSINESS

RETAIL, WHOLESALE, SERVICE TRADES

U. S. DEPARTMENT OF COMMERCE
BUREAU OF THE CENSUS

PRELIMINARY

For Release May 4, 1950

Release Series BC-1P-24-053

LACLEDE COUNTY, MO.

Retail, wholesale, and service establishments located in Laclede County, Missouri, showed a substantial expansion in dollar volume of trade from 1939 to 1948 according to preliminary figures from the 1948 Census of Business released today by the Bureau of the Census, U. S. Department of Commerce.

Retail sales in the county during 1948 aggregated \$13.1 million, an increase of 323 percent over the \$3.1 million in 1939, when the preceding Census of Business was taken. Wholesale sales in the county reached a total of \$5.9 million in 1948 as compared with \$1.8 million in 1939. The service trades included in the Census of Business recorded receipts totaling \$439,000 in 1948 compared with \$113,000 in 1939.

Employment in the county also rose over the 9-year period between 1939 and 1948 for the above trades. Establishments in these trades reported a combined total of 788 paid employees for the workweek ended nearest November 15, 1948. This compared with a total of 578 employees reported for the week of November 15, 1939.

These preliminary figures have been derived from a Census report on Laclede County, Missouri, which also includes data for the city of Lebanon. Final figures, superseding the preliminary data for Laclede County, will be included in a Bulletin for the State of Missouri to be issued in several months. Similar data will be made available this year in preliminary and final form for each of the counties and States. A single copy of the preliminary release for Laclede County as well as an order blank for other area releases may be obtained by writing to the Bureau of the Census, Washington 25, D. C.

Table 1.—CENSUS OF BUSINESS PRELIMINARY RESULTS FOR 1948, BY TRADE GROUP

LACLEDE COUNTY, MO.

| Trade group and kind of business | Number of establishments | 1948 sales and receipts (Thousand dollars) | Active proprietors of unincorporated businesses Nov. 1948 | Paid employees, workweek ended nearest Nov. 15, 1948 | |
|---|--------------------------|---|--|--|-------------------------|
| | | | | Total employees ¹ | Full workweek employees |
| RETAIL TRADE, total..... | 283 | 13,071 | 294 | 597 | 490 |
| Food group..... | 68 | 2,286 | 71 | 61 | 45 |
| Eating and drinking places..... | 33 | 630 | 37 | 114 | 94 |
| General merchandise grp, general stores..... | 22 | 982 | 20 | 76 | 53 |
| Apparel group..... | 14 | 815 | 12 | 66 | 49 |
| Furniture-home furnishings-appliance grp..... | 11 | 673 | 8 | 46 | 41 |
| Automotive group..... | 20 | 4,152 | 20 | 95 | 93 |
| Gasoline service stations..... | 49 | 848 | 51 | 26 | 24 |
| Lumber-building-hardware group..... | 19 | 1,339 | 18 | 61 | 51 |
| All other retail stores..... | 47 | 1,346 | 57 | 52 | 40 |
| WHOLESALE TRADE, total..... | 24 | 5,871 | 18 | 97 | x |
| Merchant wholesalers..... | 16 | 4,731 | 9 | 86 | x |
| Other types of wholesale..... | 8 | 1,140 | 9 | 11 | x |
| SELECTED SERVICE TRADES, ² /total..... | 72 | 439 | 77 | 94 | 90 |
| Personal services..... | 38 | 240 | 40 | 75 | 71 |
| All other service trades..... | 34 | 199 | 37 | 19 | 19 |
| HOTELS..... | 5 | 170 | 6 | 38 | 31 |
| TOURIST COURTS AND CAMPS..... | 13 | 106 | 12 | 15 | 12 |

x Not available.

¹/ Includes employees paid for less than the full workweek.

²/ See General Description on last page for changes from the 1939 Census of Business in the coverage of Service Trades.

Table 2.—CENSUS OF BUSINESS PRELIMINARY RESULTS FOR 1948 FOR CITIES OF 2,500 INHABITANTS OR MORE
LACLEDE COUNTY, MO.

(Data omitted for trade groups where necessary to avoid disclosure)

| City and trade group ¹ | Number of establishments | 1948 sales and receipts (Thousand dollars) | Active proprietors of unincorporated businesses Nov. 1948 | Paid employees, workweek ended nearest Nov. 15, 1948 | |
|-----------------------------------|--------------------------|---|--|--|-------------------------|
| | | | | Total employees ² | Full workweek employees |
| Lebanon: | | | | | |
| Retail trade..... | 184 | 11,282 | 186 | 556 | 459 |
| Wholesale trade..... | 24 | 5,871 | 18 | 97 | x |
| Selected service trades.... | 58 | 348 | 60 | 83 | 79 |
| Hotels..... | 5 | 170 | 6 | 38 | 31 |
| Remainder of county: | | | | | |
| Retail trade..... | 99 | 1,789 | 108 | 41 | 31 |
| Selected service trades.... | 14 | 91 | 17 | 11 | 11 |

x Not available.

1/ See General Description on this page for changes from the 1939 Census of Business in the coverage of Service Trades.

2/ Includes employees paid for less than the full workweek.

GENERAL DESCRIPTION OF PRELIMINARY RELEASES FOR THE 1948 CENSUS OF BUSINESS

This series of releases, of which one is planned for each county in the United States, presents preliminary results of the 1948 Census of Business. The information is based on reports submitted by business establishments for that Census. The figures shown are preliminary, and are subject to revision in the final Census publications, but the changes are expected to be relatively minor with respect to coverage. The final Census figures will be issued in a series of Business Census bulletins which will show additional detailed kind-of-business information for all places where there are a sufficient number of establishments.

The 1948 Census of Business was taken under the provision of the Act of June 19, 1948, which provides that the Business Census be taken for 1948 and for each fifth year thereafter. Previous Business Censuses were taken for the years 1929, 1933, 1935, and 1939.

Scope of the Census.—The 1948 Census of Business covered all establishments in the following trades, as defined by the Standard Industrial Classification Manual, May 1949 issue, of the Executive Office of the President: all retail trades; all wholesale trades; all service trades in the following four groups—personal services, business services, automobile repairs and services, and miscellaneous repair services; hotels; tourist courts and camps; and amusements, including motion picture theaters. Some important services not covered are radio broadcasting and television, medical and health, legal, educational, nonprofit, accounting, and domestic services.

This coverage is similar to that of the 1939 Business Census. However, "custom trades" and "services incidental to transportation," which are no longer included in the standard classification of the service trades, are not covered by the 1948 Census. In a number of localities, these exclusions as well as other changes in the standard classification may have

a considerable effect in comparing 1948 with 1939 data, particularly with respect to establishment count.

Establishment definition.—For Census purposes, a business establishment is defined to include only enterprises conducted from a recognizable place of business, provided that the annual sales were in excess of \$5,000 for a wholesale trade establishment and \$500 for establishments in other trades. A detailed analysis of coverage will be provided in future Census of Business publications.

"Number of establishments" is the number of separate business locations, rather than the number of business companies or organizations, since the Census figures represent information reported separately for each business location or establishment. The establishment count reflects the number of places in business at the end of 1948 excluding administrative and executive offices of multiunit organizations, and "chain store" warehouses.

Sales and receipts.—"1948 sales and receipts" represents sales of merchandise and receipts from repairs and other services to customers. The figures reflect deductions for returned goods and allowances, but not for trade-in allowances; they exclude sales and excise taxes collected from customers and paid directly to any taxing agency.

Proprietors.—"Active proprietors..." represents owners and partners of unincorporated businesses who devoted the major portion of their time to the business in November 1948.

Employment.—"Number of paid employees..." represents all employees on the pay roll for the pay period ending nearest November 15, 1948. "Full workweek" employees, whether regular or seasonal, are those who in the November 15 pay period were paid for working at least the number of hours typically worked in a week by employees of the reporting establishment.

1948 CENSUS OF BUSINESS

U. S. DEPARTMENT OF COMMERCE
BUREAU OF THE CENSUS

RETAIL, WHOLESALE, SERVICE TRADES

PRELIMINARY

For Release April 24, 1950

Release Series BC-1P-24-054

LAFAYETTE COUNTY, MO.

Retail, wholesale, and service establishments located in Lafayette County, Missouri, showed a substantial expansion in dollar volume of trade from 1939 to 1948 according to preliminary figures from the 1948 Census of Business released today by the Bureau of the Census, U. S. Department of Commerce.

Retail sales in the county during 1948 aggregated \$22.0 million, an increase of 279 percent over the \$5.8 million in 1939, when the preceding Census of Business was taken. Wholesale sales in the county reached a total of \$11.2 million in 1948 as compared with \$2.9 million in 1939. The service trades included in the Census of Business recorded receipts totaling \$919,000 in 1948 compared with \$281,000 in 1939.

Employment in the county also rose over the 9-year period between 1939 and 1948 for the above trades. Establishments in these trades reported a combined total of 1,496 paid employees for the workweek ended nearest November 15, 1948. This compared with a total of 933 employees reported for the week of November 15, 1939.

These preliminary figures have been derived from a Census report on Lafayette County, Missouri, which also includes data for the cities of Lexington and Higginsville. Final figures, superseding the preliminary data for Lafayette County, will be included in a Bulletin for the State of Missouri to be issued in several months. Similar data will be made available this year in preliminary and final form for each of the counties and States. A single copy of the preliminary release for Lafayette County as well as an order blank for other area releases may be obtained by writing to the Bureau of the Census, Washington 25, D. C.

Table 1.—CENSUS OF BUSINESS PRELIMINARY RESULTS FOR 1948, BY TRADE GROUP

LAFAYETTE COUNTY, MO.

| Trade group and kind of business | Number of establishments | 1948 sales and receipts (Thousand dollars) | Active proprietors of unincorporated businesses Nov. 1948 | Paid employees, workweek ended nearest Nov. 15, 1948 | |
|---|--------------------------|---|--|--|-------------------------|
| | | | | Total employees ¹ | Full workweek employees |
| RETAIL TRADE, total..... | 417 | 21,985 | 451 | 1,156 | 841 |
| Food group..... | 59 | 3,983 | 67 | 148 | 93 |
| Eating and drinking places..... | 80 | 1,574 | 96 | 231 | 152 |
| General merchandise grp, general stores | 25 | 1,826 | 25 | 157 | 90 |
| Apparel group..... | 24 | 1,018 | 24 | 59 | 41 |
| Furniture-home furnishgs-appliance grp | 30 | 1,253 | 34 | 62 | 49 |
| Automotive group..... | 27 | 3,001 | 31 | 126 | 107 |
| Gasoline service stations..... | 65 | 1,457 | 63 | 75 | 56 |
| Lumber-building-hardware group..... | 52 | 3,506 | 60 | 137 | 116 |
| Drug and proprietary stores..... | 17 | 975 | 17 | 66 | 50 |
| All other retail stores..... | 38 | 3,392 | 34 | 95 | 87 |
| WHOLESALE TRADE, total..... | 50 | 11,248 | 46 | 188 | x |
| Merchant wholesalers..... | 24 | 2,788 | 24 | 74 | x |
| Petroleum bulk plants, terminals..... | 18 | 1,472 | 17 | 15 | x |
| Assemblers of farm products..... | 8 | 6,988 | 5 | 99 | x |
| SELECTED SERVICE TRADES, ^{2/} total..... | 125 | 919 | 134 | 152 | 121 |
| Personal services..... | 71 | 468 | 75 | 106 | 90 |
| All other service trades..... | 54 | 451 | 59 | 46 | 31 |
| AMUSEMENTS..... | 12 | 236 | 7 | 39 | x |

x Not available.

^{1/} Includes employees paid for less than the full workweek.

^{2/} See General Description on last page for changes from the 1939 Census of Business in the coverage of Service Trades.

Table 2.—CENSUS OF BUSINESS PRELIMINARY RESULTS FOR 1948 FOR CITIES OF 2,500 INHABITANTS OR MORE

LAFAYETTE COUNTY, MO.

(Data omitted for trade groups where necessary to avoid disclosure)

| City and trade group ¹ | Number of establishments | 1948 sales and receipts (Thousand dollars) | Active proprietors of unincorporated businesses Nov. 1948 | Paid employees, workweek ended nearest Nov. 15, 1948 | |
|--|--------------------------|---|--|--|-------------------------|
| | | | | Total employees ² | Full workweek employees |
| Higginsville: | | | | | |
| Retail trade..... | 51 | 4,793 | 48 | 227 | 188 |
| Selected service trades... | 23 | 206 | 26 | 39 | 33 |
| Lexington: | | | | | |
| Retail trade..... | 110 | 6,963 | 109 | 434 | 302 |
| Wholesale trade..... | 10 | 1,403 | 8 | 40 | x |
| Selected service trades... | 34 | 282 | 36 | 65 | 59 |
| Remainder of county:^{3/} | | | | | |
| Retail trade..... | 256 | 10,229 | 294 | 495 | 351 |
| Wholesale trade..... | 40 | 9,845 | 38 | 148 | x |
| Selected service trades... | 68 | 431 | 72 | 48 | 29 |

x Not available.

^{1/} See General Description on this page for changes from the 1939 Census of Business in the coverage of Service Trades.^{2/} Includes employees paid for less than the full workweek.^{3/} Includes figures for establishments, other than wholesale, not located in cities of 2,500 inhabitants or more, and wholesale establishments not located in cities of 5,000 inhabitants or more.

GENERAL DESCRIPTION OF PRELIMINARY RELEASES FOR THE 1948 CENSUS OF BUSINESS

This series of releases, of which one is planned for each county in the United States, presents preliminary results of the 1948 Census of Business. The information is based on reports submitted by business establishments for that Census. The figures shown are preliminary, and are subject to revision in the final Census publications, but the changes are expected to be relatively minor with respect to coverage. The final Census figures will be issued in a series of Business Census bulletins which will show additional detailed kind-of-business information for all places where there are a sufficient number of establishments.

The 1948 Census of Business was taken under the provision of the Act of June 19, 1948, which provides that the Business Census be taken for 1948 and for each fifth year thereafter. Previous Business Censuses were taken for the years 1929, 1933, 1935, and 1939.

Scope of the Census.—The 1948 Census of Business covered all establishments in the following trades, as defined by the Standard Industrial Classification Manual, May 1949 issue, of the Executive Office of the President: all retail trades; all wholesale trades; all service trades in the following four groups—personal services, business services, automobile repairs and services, and miscellaneous repair services; hotels; tourist courts and camps; and amusements, including motion picture theaters. Some important services not covered are radio broadcasting and television, medical and health, legal, educational, nonprofit, accounting, and domestic services.

This coverage is similar to that of the 1939 Business Census. However, "custom trades" and "services incidental to transportation," which are no longer included in the standard classification of the service trades, are not covered by the 1948 Census. In a number of localities, these exclusions as well as other changes in the standard classification may have

a considerable effect in comparing 1948 with 1939 data, particularly with respect to establishment count.

Establishment definition.—For Census purposes, a business establishment is defined to include only enterprises conducted from a recognizable place of business, provided that the annual sales were in excess of \$5,000 for a wholesale trade establishment and \$500 for establishments in other trades. A detailed analysis of coverage will be provided in future Census of Business publications.

"Number of establishments" is the number of separate business locations, rather than the number of business companies or organizations, since the Census figures represent information reported separately for each business location or establishment. The establishment count reflects the number of places in business at the end of 1948 excluding administrative and executive offices of multiunit organizations, and "chain store" warehouses.

Sales and receipts.—"1948 sales and receipts" represents sales of merchandise and receipts from repairs and other services to customers. The figures reflect deductions for returned goods and allowances, but not for trade-in allowances; they exclude sales and excise taxes collected from customers and paid directly to any taxing agency.

Proprietors.—"Active proprietors..." represents owners and partners of unincorporated businesses who devoted the major portion of their time to the business in November 1948.

Employment.—"Number of paid employees..." represents all employees on the pay roll for the pay period ending nearest November 15, 1948. "Full workweek" employees, whether regular or seasonal, are those who in the November 15 pay period were paid for working at least the number of hours typically worked in a week by employees of the reporting establishment.

1948 CENSUS OF BUSINESS

RETAIL, WHOLESALE, SERVICE TRADES

U. S. DEPARTMENT OF COMMERCE
BUREAU OF THE CENSUS

PRELIMINARY

For Release April 24, 1950

Release Series BC-1P-24-055

LAWRENCE COUNTY, MO.

Retail, wholesale, and service establishments located in Lawrence County, Missouri, showed a substantial expansion in dollar volume of trade from 1939 to 1948 according to preliminary figures from the 1948 Census of Business released today by the Bureau of the Census, U. S. Department of Commerce.

Retail sales in the county during 1948 aggregated \$12.7 million, an increase of 243 percent over the \$3.7 million in 1939, when the preceding Census of Business was taken. Wholesale sales in the county reached a total of \$1.8 million in 1948 as compared with \$0.9 million in 1939. The service trades included in the Census of Business recorded receipts totaling \$475,000 in 1948 compared with \$162,000 in 1939.

Employment in the county also rose over the 9-year period between 1939 and 1948 for the above trades. Establishments in these trades reported a combined total of 628 paid employees for the workweek ended nearest November 15, 1948. This compared with a total of 444 employees reported for the week of November 15, 1939.

These preliminary figures have been derived from a Census report on Lawrence County, Missouri, which also includes data for the city of Aurora and part of the city of Monett located in Lawrence County. Final figures, superseding the preliminary data for Lawrence County, will be included in a Bulletin for the State of Missouri to be issued in several months. Similar data will be made available this year in preliminary and final form for each of the counties and States. A single copy of the preliminary release for Lawrence County as well as an order blank for other area releases may be obtained by writing to the Bureau of the Census, Washington 25, D. C.

Table 1.—CENSUS OF BUSINESS PRELIMINARY RESULTS FOR 1948, BY TRADE GROUP

LAWRENCE COUNTY, MO.

| Trade group and kind of business | Number of establishments | 1948 sales and receipts (Thousand dollars) | Active proprietors of unincorporated businesses Nov. 1948 | Paid employees, workweek ended nearest Nov. 15, 1948 | |
|---|--------------------------|---|--|--|-------------------------|
| | | | | Total employees ¹ | Full workweek employees |
| RETAIL TRADE, total..... | 343 | 12,721 | 361 | 551 | 428 |
| Food group..... | 74 | 2,227 | 81 | 64 | 38 |
| Eating and drinking places..... | 50 | 504 | 60 | 64 | 46 |
| General merchandise grp, general stores..... | 26 | 995 | 27 | 62 | 43 |
| Apparel group..... | 6 | 244 | 8 | 12 | 9 |
| Furniture-home furnishgs-appliance grp..... | 18 | 475 | 16 | 24 | 17 |
| Automotive group..... | 20 | 1,911 | 22 | 84 | 77 |
| Gasoline service stations..... | 65 | 847 | 67 | 31 | 21 |
| Lumber-building-hardware group..... | 35 | 2,074 | 35 | 76 | 70 |
| Drug and proprietary stores..... | 12 | 552 | 12 | 47 | 33 |
| All other retail stores..... | 37 | 2,892 | 33 | 87 | 74 |
| WHOLESALE TRADE..... | 17 | 1,836 | 14 | 30 | x |
| SELECTED SERVICE TRADES, ² /total..... | 100 | 475 | 109 | 47 | 35 |
| Personal services..... | 62 | 305 | 68 | 35 | 27 |
| All other service trades..... | 38 | 170 | 41 | 12 | 8 |
| TOURIST COURTS AND CAMPS..... | 9 | 68 | 11 | 3 | 2 |
| AMUSEMENTS..... | 12 | 124 | 9 | 25 | x |

x Not available.

¹/ Includes employees paid for less than the full workweek.

²/ See General Description on last page for changes from the 1939 Census of Business in the coverage of Service Trades.

Table 2.—CENSUS OF BUSINESS PRELIMINARY RESULTS FOR 1948 FOR CITIES OF 2,500 INHABITANTS OR MORE

LAWRENCE COUNTY, MO.

(Data omitted for trade groups where necessary to avoid disclosure)

| City and trade group ¹ | Number of establishments | 1948 sales and receipts (Thousand dollars) | Active proprietors of unincorporated businesses Nov. 1948 | Paid employees, workweek ended nearest Nov. 15, 1948 | |
|-------------------------------------|-------------------------------------|---|--|--|-------------------------|
| | | | | Total employees ² | Full workweek employees |
| Aurora: | | | | | |
| Retail trade..... | 96 | 4,408 | 100 | 211 | 171 |
| Selected service trades.... | 35 | 203 | 41 | 27 | 20 |
| Monett: (part) | | | | | |
| Retail trade..... | 9 | 139 | 10 | 4 | 1 |
| Selected service trades.... | Included with "Remainder of county" | | | | |
| Remainder of county: ³ / | | | | | |
| Retail trade..... | 238 | 8,174 | 251 | 336 | 256 |
| Selected service trades.... | 65 | 272 | 68 | 20 | 15 |

¹/ See General Description on this page for changes from the 1939 Census of Business in the coverage of Service trades.

²/ Includes employees paid for less than the full workweek.

³/ Except as indicated above, includes figures for establishments not located in cities of 2,500 inhabitants or more.

GENERAL DESCRIPTION OF PRELIMINARY RELEASES FOR THE 1948 CENSUS OF BUSINESS

This series of releases, of which one is planned for each county in the United States, presents preliminary results of the 1948 Census of Business. The information is based on reports submitted by business establishments for that Census. The figures shown are preliminary, and are subject to revision in the final Census publications, but the changes are expected to be relatively minor with respect to coverage. The final Census figures will be issued in a series of Business Census bulletins which will show additional detailed kind-of-business information for all places where there are a sufficient number of establishments.

The 1948 Census of Business was taken under the provision of the Act of June 19, 1948, which provides that the Business Census be taken for 1948 and for each fifth year thereafter. Previous Business Censuses were taken for the years 1929, 1933, 1935, and 1939.

Scope of the Census.—The 1948 Census of Business covered all establishments in the following trades, as defined by the Standard Industrial Classification Manual, May 1949 issue, of the Executive Office of the President: all retail trades; all wholesale trades; all service trades in the following four groups—personal services, business services, automobile repairs and services, and miscellaneous repair services; hotels; tourist courts and camps; and amusements, including motion picture theaters. Some important services not covered are radio broadcasting and television, medical and health, legal, educational, nonprofit, accounting, and domestic services.

This coverage is similar to that of the 1939 Business Census. However, "custom trades" and "services incidental to transportation," which are no longer included in the standard classification of the service trades, are not covered by the 1948 Census. In a number of localities, these exclusions as well as other changes in the standard classification may have

a considerable effect in comparing 1948 with 1939 data, particularly with respect to establishment count.

Establishment definition.—For Census purposes, a business establishment is defined to include only enterprises conducted from a recognizable place of business, provided that the annual sales were in excess of \$5,000 for a wholesale trade establishment and \$500 for establishments in other trades. A detailed analysis of coverage will be provided in future Census of Business publications.

"Number of establishments" is the number of separate business locations, rather than the number of business companies or organizations, since the Census figures represent information reported separately for each business location or establishment. The establishment count reflects the number of places in business at the end of 1948 excluding administrative and executive offices of multiunit organizations, and "chain store" warehouses.

Sales and receipts.—"1948 sales and receipts" represents sales of merchandise and receipts from repairs and other services to customers. The figures reflect deductions for returned goods and allowances, but not for trade-in allowances; they exclude sales and excise taxes collected from customers and paid directly to any taxing agency.

Proprietors.—"Active proprietors..." represents owners and partners of unincorporated businesses who devoted the major portion of their time to the business in November 1948.

Employment.—"Number of paid employees..." represents all employees on the pay roll for the pay period ending nearest November 15, 1948. "Full workweek" employees, whether regular or seasonal, are those who in the November 15 pay period were paid for working at least the number of hours typically worked in a week by employees of the reporting establishment.

1948 CENSUS OF BUSINESS

RETAIL, WHOLESALE, SERVICE TRADES

U. S. DEPARTMENT OF COMMERCE
BUREAU OF THE CENSUS

PRELIMINARY

For Release May 1, 1950

Release Series BC-1P-24-056

LEWIS COUNTY, MO.

Retail, wholesale, and service establishments located in Lewis County, Missouri, showed a substantial expansion in dollar volume of trade from 1939 to 1948 according to preliminary figures from the 1948 Census of Business released today by the Bureau of the Census, U. S. Department of Commerce.

Retail sales in the county during 1948 aggregated \$7.8 million, an increase of 311 percent over the \$1.9 million in 1939, when the preceding Census of Business was taken. Wholesale sales in the county reached a total of \$3.2 million in 1948 as compared with \$1.6 million in 1939. The service trades included in the Census of Business recorded receipts totaling \$176,000 in 1948 compared with \$76,000 in 1939.

Employment in the county also rose over the 9-year period between 1939 and 1948 for the above trades. Establishments in these trades reported a combined total of 380 paid employees for the workweek ended nearest November 15, 1948. This compared with a total of 258 employees reported for the week of November 15, 1939.

These preliminary figures have been derived from a Census report on Lewis County, Missouri. Final figures, superseding the preliminary data for Lewis County, will be included in a Bulletin for the State of Missouri to be issued in several months. Similar data will be made available this year in preliminary and final form for each of the counties and States. A single copy of the preliminary release for Lewis County as well as an order blank for other area releases may be obtained by writing to the Bureau of the Census, Washington 25, D. C.

90587

Table 1.—CENSUS OF BUSINESS PRELIMINARY RESULTS FOR 1948, BY TRADE GROUP

LEWIS COUNTY, MO.

| Trade group and kind of business | Number of establishments | 1948 sales and receipts (Thousand dollars) | Active proprietors of unincorporated businesses Nov. 1948 | Paid employees, workweek ended nearest Nov. 15, 1948 | |
|---|--------------------------|---|--|--|-------------------------|
| | | | | Total employees ¹ | Full workweek employees |
| RETAIL TRADE, total..... | 181 | 7,822 | 184 | 273 | 219 |
| Food group..... | 33 | 1,358 | 31 | 42 | 37 |
| Eating and drinking places..... | 23 | 391 | 26 | 43 | 30 |
| General merchandise grp, general stores | 19 | 445 | 21 | 17 | 12 |
| Apparel group..... | 5 | 88 | 6 | 2 | 2 |
| Furniture-home furnishgs-appliance grp | 9 | 244 | 9 | 10 | 9 |
| Automotive group..... | 12 | 1,575 | 11 | 49 | 41 |
| Gasoline service stations..... | 28 | 505 | 28 | 16 | 12 |
| Lumber-building-hardware group..... | 13 | 967 | 15 | 40 | 30 |
| Drug and proprietary stores..... | 8 | 157 | 9 | 6 | 5 |
| All other retail stores..... | 26 | 2,092 | 28 | 48 | 41 |
| WHOLESALE TRADE..... | 13 | 8,197 | 7 | 98 | x |
| SELECTED SERVICE TRADES, ² /total..... | 41 | 176 | 44 | 9 | 4 |
| Personal services..... | 25 | 97 | 27 | 2 | 2 |
| All other service trades..... | 16 | 79 | 17 | 7 | 2 |

x Not available.

1/ Includes employees paid for less than the full workweek.

2/ See General Description on this page for changes from the 1939 Census of Business in the coverage of Service Trades.

GENERAL DESCRIPTION OF PRELIMINARY RELEASES FOR THE 1948 CENSUS OF BUSINESS

This series of releases, of which one is planned for each county in the United States, presents preliminary results of the 1948 Census of Business. The information is based on reports submitted by business establishments for that Census. The figures shown are preliminary, and are subject to revision in the final Census publications, but the changes are expected to be relatively minor with respect to coverage. The final Census figures will be issued in a series of Business Census bulletins which will show additional detailed kind-of-business information for all places where there are a sufficient number of establishments.

The 1948 Census of Business was taken under the provision of the Act of June 19, 1948, which provides that the Business Census be taken for 1948 and for each fifth year thereafter. Previous Business Censuses were taken for the years 1929, 1933, 1935, and 1939.

Scope of the Census.—The 1948 Census of Business covered all establishments in the following trades, as defined by the Standard Industrial Classification Manual, May 1949 issue, of the Executive Office of the President: all retail trades; all wholesale trades; all service trades in the following four groups—personal services, business services, automobile repairs and services, and miscellaneous repair services; hotels; tourist courts and camps; and amusements, including motion picture theaters. Some important services not covered are radio broadcasting and television, medical and health, legal, educational, nonprofit, accounting, and domestic services.

This coverage is similar to that of the 1939 Business Census. However, "custom trades" and "services incidental to transportation," which are no longer included in the standard classification of the service trades, are not covered by the 1948 Census. In a number of localities, these exclusions as well as

other changes in the standard classification may have a considerable effect in comparing 1948 with 1939 data, particularly with respect to establishment count.

Establishment definition.—For Census purposes, a business establishment is defined to include only enterprises conducted from a recognizable place of business, provided that the annual sales were in excess of \$5,000 for a wholesale trade establishment and \$500 for establishments in other trades. A detailed analysis of coverage will be provided in future Census of Business publications.

"Number of establishments" is the number of separate business locations, rather than the number of business companies or organizations, since the Census figures represent information reported separately for each business location or establishment. The establishment count reflects the number of places in business at the end of 1948 excluding administrative and executive offices of multinational organizations, and "chain store" warehouses.

Sales and receipts.—"1948 sales and receipts" represents sales of merchandise and receipts from repairs and other services to customers. The figures reflect deductions for returned goods and allowances, but not for trade-in allowances; they exclude sales and excise taxes collected from customers and paid directly to any taxing agency.

Proprietors.—"Active proprietors..." represents owners and partners of unincorporated businesses who devoted the major portion of their time to the business in November 1948.

Employment.—"Number of paid employees..." represents all employees on the pay roll for the pay period ending nearest November 15, 1948. "Full workweek" employees, whether regular or seasonal, are those who in the November 15 pay period were paid for working at least the number of hours typically worked in a week by employees of the reporting establishment.

1948 CENSUS OF BUSINESS

RETAIL, WHOLESALE, SERVICE TRADES

U. S. DEPARTMENT OF COMMERCE
BUREAU OF THE CENSUS

PRELIMINARY

For Release April 24, 1950

Release Series BC-1P-24-057

LINCOLN COUNTY, MO.

Retail, wholesale, and service establishments located in Lincoln County, Missouri, showed a substantial expansion in dollar volume of trade from 1939 to 1948 according to preliminary figures from the 1948 Census of Business released today by the Bureau of the Census, U. S. Department of Commerce.

Retail sales in the county during 1948 aggregated \$11.0 million, an increase of 307 percent over the \$2.7 million in 1939, when the preceding Census of Business was taken. Wholesale sales in the county reached a total of \$2.4 million in 1948 as compared with \$1.3 million in 1939. The service trades included in the Census of Business recorded receipts totaling \$358,000 in 1948 compared with \$67,000 in 1939.

Employment in the county also rose over the 9-year period between 1939 and 1948 for the above trades. Establishments in these trades reported a combined total of 496 paid employees for the workweek ended nearest November 15, 1948. This compared with a total of 366 employees reported for the week of November 15, 1939.

These preliminary figures have been derived from a Census report on Lincoln County, Missouri. Final figures, superseding the preliminary data for Lincoln County, will be included in a Bulletin for the State of Missouri to be issued in several months. Similar data will be made available this year in preliminary and final form for each of the counties and States. A single copy of the preliminary release for Lincoln County as well as an order blank for other area releases may be obtained by writing to the Bureau of the Census, Washington 25, D. C.

90249

Table 1.—CENSUS OF BUSINESS PRELIMINARY RESULTS FOR 1948, BY TRADE GROUP
LINCOLN COUNTY, MO.

| Trade group and kind of business | Number of establishments | 1948 sales and receipts (Thousand dollars) | Active proprietors of unincorporated businesses Nov. 1948 | Paid employees, workweek ended nearest Nov. 15, 1948 | |
|---|--------------------------|---|--|--|-------------------------|
| | | | | Total employees ¹ | Full workweek employees |
| RETAIL TRADE, total..... | 222 | 11,013 | 216 | 432 | 357 |
| Food group..... | 49 | 1,961 | 44 | 55 | 46 |
| Eating and drinking places..... | 35 | 404 | 34 | 36 | 28 |
| General merchandise grp, general stores | 18 | 1,221 | 24 | 62 | 37 |
| Apparel group..... | 9 | 161 | 11 | 11 | 8 |
| Furniture-home furnisngs-appliance grp | 9 | 262 | 9 | 14 | 11 |
| Automotive group..... | 14 | 2,769 | 7 | 108 | 105 |
| Gasoline service stations..... | 29 | 480 | 29 | 16 | 12 |
| Lumber-building-hardware group..... | 25 | 1,644 | 22 | 63 | 51 |
| Drug and proprietary stores..... | 8 | 148 | 9 | 12 | 5 |
| All other retail stores..... | 26 | 1,963 | 27 | 55 | 54 |
| WHOLESALE TRADE..... | 16 | 2,374 | 16 | 32 | x |
| SELECTED SERVICE TRADES, ^{2/} total..... | 53 | 358 | 58 | 32 | 27 |
| Personal services..... | 26 | 172 | 30 | 19 | 15 |
| All other service trades..... | 27 | 186 | 28 | 13 | 12 |

x Not available.

^{1/} Includes employees paid for less than the full workweek.

^{2/} See General Description on this page for changes from the 1939 Census of Business in the coverage of Service Trades.

GENERAL DESCRIPTION OF PRELIMINARY RELEASES FOR THE 1948 CENSUS OF BUSINESS

This series of releases, of which one is planned for each county in the United States, presents preliminary results of the 1948 Census of Business. The information is based on reports submitted by business establishments for that Census. The figures shown are preliminary, and are subject to revision in the final Census publications, but the changes are expected to be relatively minor with respect to coverage. The final Census figures will be issued in a series of Business Census bulletins which will show additional detailed kind-of-business information for all places where there are a sufficient number of establishments.

The 1948 Census of Business was taken under the provision of the Act of June 19, 1948, which provides that the Business Census be taken for 1948 and for each fifth year thereafter. Previous Business Censuses were taken for the years 1929, 1933, 1935, and 1939.

Scope of the Census.—The 1948 Census of Business covered all establishments in the following trades, as defined by the Standard Industrial Classification Manual, May 1949 issue, of the Executive Office of the President: all retail trades; all wholesale trades; all service trades in the following four groups—personal services, business services, automobile repairs and services, and miscellaneous repair services; hotels; tourist courts and camps; and amusements, including motion picture theaters. Some important services not covered are radio broadcasting and television, medical and health, legal, educational, nonprofit, accounting, and domestic services.

This coverage is similar to that of the 1939 Business Census. However, "custom trades" and "services incidental to transportation," which are no longer included in the standard classification of the service trades, are not covered by the 1948 Census. In a number of localities, these exclusions as well as

other changes in the standard classification may have a considerable effect in comparing 1948 with 1939 data, particularly with respect to establishment count.

Establishment definition.—For Census purposes, a business establishment is defined to include only enterprises conducted from a recognizable place of business, provided that the annual sales were in excess of \$5,000 for a wholesale trade establishment and \$500 for establishments in other trades. A detailed analysis of coverage will be provided in future Censuses of Business publications.

"Number of establishments" is the number of separate business locations, rather than the number of business companies or organizations, since the Census figures represent information reported separately for each business location or establishment. The establishment count reflects the number of places in business at the end of 1948 excluding administrative and executive offices of multiunit organizations, and "chain store" warehouses.

Sales and receipts.—"1948 sales and receipts" represents sales of merchandise and receipts from repairs and other services to customers. The figures reflect deductions for returned goods and allowances, but not for trade-in allowances; they exclude sales and excise taxes collected from customers and paid directly to any taxing agency.

Proprietors.—"Active proprietors..." represents owners and partners of unincorporated businesses who devoted the major portion of their time to the business in November 1948.

Employment.—"Number of paid employees..." represents all employees on the pay roll for the pay period ending nearest November 15, 1948. "Full workweek" employees, whether regular or seasonal, are those who in the November 15 pay period were paid for working at least the number of hours typically worked in a week by employees of the reporting establishment.

1948 CENSUS OF BUSINESS

RETAIL, WHOLESALE, SERVICE TRADES

U. S. DEPARTMENT OF COMMERCE
BUREAU OF THE CENSUS

PRELIMINARY

For Release April 26, 1950

Release Series BC-1P-24-058

LINN COUNTY, MO.

Retail, wholesale, and service establishments located in Linn County, Missouri, showed a substantial expansion in dollar volume of trade from 1939 to 1948 according to preliminary figures from the 1948 Census of Business released today by the Bureau of the Census, U. S. Department of Commerce.

Retail sales in the county during 1948 aggregated \$15.1 million, an increase of 221 percent over the \$4.7 million in 1939, when the preceding Census of Business was taken. Wholesale sales in the county reached a total of \$3.9 million in 1948 as compared with \$1.8 million in 1939. The service trades included in the Census of Business recorded receipts totaling \$422,000 in 1948 compared with \$227,000 in 1939.

Employment in the county also rose over the 9-year period between 1939 and 1948 for the above trades. Establishments in these trades reported a combined total of 914 paid employees for the workweek ended nearest November 15, 1948. This compared with a total of 698 employees reported for the week of November 15, 1939.

These preliminary figures have been derived from a Census report on Linn County, Missouri, which also includes data for the cities of Brookfield and Marceline. Final figures, superseding the preliminary data for Linn County, will be included in a Bulletin for the State of Missouri to be issued in several months. Similar data will be made available this year in preliminary and final form for each of the counties and States. A single copy of the preliminary release for Linn County as well as an order blank for other area releases may be obtained by writing to the Bureau of the Census, Washington 25, D. C.

Table 1.—CENSUS OF BUSINESS PRELIMINARY RESULTS FOR 1948, BY TRADE GROUP
LINN COUNTY, MO.

| Trade group and kind of business | Number of establishments | 1948 sales and receipts (Thousand dollars) | Active proprietors of unincorporated businesses Nov. 1948 | Paid employees, workweek ended nearest Nov. 15, 1948 | |
|---|--------------------------|---|--|--|-------------------------|
| | | | | Total employees ¹ | Full workweek employees |
| RETAIL TRADE, total..... | 339 | 15,121 | 336 | 744 | 583 |
| Food group..... | 67 | 2,887 | 67 | 82 | 56 |
| Eating and drinking places..... | 60 | 587 | 65 | 112 | 93 |
| General merchandise grp, general stores | 23 | 1,554 | 18 | 115 | 76 |
| Apparel group..... | 15 | 639 | 16 | 49 | 31 |
| Furniture-home furnishings-appliance grp | 20 | 505 | 19 | 20 | 19 |
| Automotive group..... | 32 | 3,374 | 36 | 136 | 120 |
| Gasoline service stations..... | 48 | 1,683 | 46 | 64 | 50 |
| Lumber-building-hardware group..... | 26 | 1,516 | 21 | 73 | 67 |
| Drug and proprietary stores..... | 17 | 639 | 19 | 38 | 24 |
| All other retail stores..... | 31 | 1,737 | 29 | 55 | 47 |
| WHOLESALE TRADE, total..... | 35 | 3,905 | 27 | 83 | x |
| Merchant wholesalers..... | 6 | 912 | 3 | 46 | x |
| Other types of wholesale..... | 29 | 2,993 | 24 | 37 | x |
| SELECTED SERVICE TRADES, ² /total..... | 81 | 422 | 83 | 87 | 74 |
| Personal services..... | 50 | 321 | 50 | 82 | 70 |
| All other service trades..... | 31 | 101 | 33 | 5 | 4 |
| HOTELS..... | 6 | 49 | 8 | 15 | 11 |
| AMUSEMENTS..... | 13 | 178 | 11 | 35 | x |

x Not available.

¹/ Includes employees paid for less than the full workweek.

²/ See General Description on last page for changes from the 1939 Census of Business in the coverage of Service Trades.

Table 2.—CENSUS OF BUSINESS PRELIMINARY RESULTS FOR 1948 FOR CITIES OF 2,500 INHABITANTS OR MORE
LINN COUNTY, MO.

(Data omitted for trade groups where necessary to avoid disclosure)

| City and trade group ¹ | Number of establishments | 1948 sales and receipts (Thousand dollars) | Active proprietors of unincorporated businesses Nov. 1948 | Paid employees, workweek ended nearest Nov. 15, 1948 | |
|--|--------------------------|---|--|--|-------------------------|
| | | | | Total employees ² | Full workweek employees |
| Brockfield: | | | | | |
| Retail trade..... | 137 | 7,239 | 133 | 421 | 336 |
| Wholesale trade..... | 15 | 1,802 | 12 | 36 | x |
| Selected service trades.... | 33 | 246 | 34 | 66 | 58 |
| Marceline: | | | | | |
| Retail trade..... | 65 | 2,608 | 62 | 140 | 100 |
| Selected service trades.... | 16 | 66 | 16 | 17 | 14 |
| Remainder of County:^{3/} | | | | | |
| Retail trade..... | 137 | 5,274 | 141 | 183 | 147 |
| Wholesale trade..... | 20 | 2,103 | 15 | 47 | x |
| Selected service trades.... | 32 | 110 | 33 | 4 | 2 |

x Not available.

1/ See General Description on this page for changes from the 1939 Census of Business in the coverage of Service Trades.

2/ Includes employees paid for less than the full workweek.

3/ Includes figures for establishments, other than wholesale, not located in cities of 2,500 inhabitants or more, and wholesale establishments not located in cities of 5,000 inhabitants or more.

GENERAL DESCRIPTION OF PRELIMINARY RELEASES FOR THE 1948 CENSUS OF BUSINESS

This series of releases, of which one is planned for each county in the United States, presents preliminary results of the 1948 Census of Business. The information is based on reports submitted by business establishments for that Census. The figures shown are preliminary, and are subject to revision in the final Census publications, but the changes are expected to be relatively minor with respect to coverage. The final Census figures will be issued in a series of Business Census bulletins which will show additional detailed kind-of-business information for all places where there are a sufficient number of establishments.

The 1948 Census of Business was taken under the provision of the Act of June 19, 1948, which provides that the Business Census be taken for 1948 and for each fifth year thereafter. Previous Business Censuses were taken for the years 1929, 1933, 1935, and 1939.

Scope of the Census.—The 1948 Census of Business covered all establishments in the following trades, as defined by the Standard Industrial Classification Manual, May 1949 issue, of the Executive Office of the President: all retail trades; all wholesale trades; all service trades in the following four groups—personal services, business services, automobile repairs and services, and miscellaneous repair services; hotels; tourist courts and camps; and amusements, including motion picture theaters. Some important services not covered are radio broadcasting and television, medical and health, legal, educational, nonprofit, accounting, and domestic services.

This coverage is similar to that of the 1939 Business Census. However, "custom trades" and "services incidental to transportation," which are no longer included in the standard classification of the service trades, are not covered by the 1948 Census. In a number of localities, these exclusions as well as other changes in the standard classification may have

a considerable effect in comparing 1948 with 1939 data, particularly with respect to establishment count.

Establishment definition.—For Census purposes, a business establishment is defined to include only enterprises conducted from a recognizable place of business, provided that the annual sales were in excess of \$5,000 for a wholesale trade establishment and \$500 for establishments in other trades. A detailed analysis of coverage will be provided in future Census of Business publications.

"Number of establishments" is the number of separate business locations, rather than the number of business companies or organizations, since the Census figures represent information reported separately for each business location or establishment. The establishment count reflects the number of places in business at the end of 1948 excluding administrative and executive offices of multiunit organizations, and "chain store" warehouses.

Sales and receipts.—"1948 sales and receipts" represents sales of merchandise and receipts from repairs and other services to customers. The figures reflect deductions for returned goods and allowances, but not for trade-in allowances; they exclude sales and excise taxes collected from customers and paid directly to any taxing agency.

Proprietors.—"Active proprietors..." represents owners and partners of unincorporated businesses who devoted the major portion of their time to the business in November 1948.

Employment.—"Number of paid employees..." represents all employees on the pay roll for the pay period ending nearest November 15, 1948. "Full workweek" employees, whether regular or seasonal, are those who in the November 15 pay period were paid for working at least the number of hours typically worked in a week by employees of the reporting establishment.

1948 CENSUS OF BUSINESS

RETAIL, WHOLESALE, SERVICE TRADES

U. S. DEPARTMENT OF COMMERCE
BUREAU OF THE CENSUS

PRELIMINARY

For Release May 8, 1950

Release Series BC-1P- 24-059

LIVINGSTON COUNTY, MO.

Retail, wholesale, and service establishments located in Livingston County, Missouri, showed a substantial expansion in dollar volume of trade from 1939 to 1948 according to preliminary figures from the 1948 Census of Business released today by the Bureau of the Census, U. S. Department of Commerce.

Retail sales in the county during 1948 aggregated \$15.7 million, an increase of 257 percent over the \$4.4 million in 1939, when the preceding Census of Business was taken. Wholesale sales in the county reached a total of \$5.0 million in 1948 as compared with \$3.1 million in 1939. The service trades included in the Census of Business recorded receipts totaling \$514,000 in 1948 compared with \$158,000 in 1939.

Employment in the county also rose over the 9-year period between 1939 and 1948 for the above trades. Establishments in these trades reported a combined total of 1,047 paid employees for the workweek ended nearest November 15, 1948. This compared with a total of 752 employees reported for the week of November 15, 1939.

These preliminary figures have been derived from a Census report on Livingston County, Missouri, which also includes data for the city of Chillicothe. Final figures, superseding the preliminary data for Livingston County, will be included in a Bulletin for the State of Missouri to be issued in several months. Similar data will be made available this year in preliminary and final form for each of the counties and States. A single copy of the preliminary release for Livingston County as well as an order blank for other area releases may be obtained by writing to the Bureau of the Census, Washington 25, D. C.

Table 1.—CENSUS OF BUSINESS PRELIMINARY RESULTS FOR 1948, BY TRADE GROUP
LIVINGSTON COUNTY, MO.

| Trade group and kind of business | Number of establishments | 1948 sales and receipts (Thousand dollars) | Active proprietors of unincorporated businesses Nov. 1948 | Paid employees, workweek ended nearest Nov. 15, 1948 | |
|---|--------------------------|---|--|--|-------------------------|
| | | | | Total employees ¹ | Full workweek employees |
| RETAIL TRADE, total..... | 242 | 15,714 | 243 | 865 | 702 |
| Food group..... | 50 | 2,864 | 52 | 95 | 68 |
| Eating and drinking places..... | 31 | 529 | 31 | 113 | 106 |
| General merchandise grp, general stores | 11 | 1,772 | 8 | 157 | 105 |
| Apparel group..... | 15 | 980 | 15 | 50 | 43 |
| Furniture-home furnishgs-appliance grp | 14 | 601 | 14 | 31 | 26 |
| Automotive group..... | 19 | 2,634 | 19 | 137 | 122 |
| Gasoline service stations..... | 30 | 1,432 | 31 | 50 | 44 |
| Lumber-building-hardware group..... | 31 | 2,559 | 31 | 114 | 89 |
| Drug and proprietary stores..... | 9 | 447 | 9 | 40 | 33 |
| All other retail stores..... | 32 | 1,896 | 33 | 78 | 66 |
| WHOLESALE TRADE, total..... | 23 | 5,046 | 15 | 102 | x |
| Merchant wholesalers..... | 10 | 2,767 | 7 | 67 | x |
| Other types of wholesale..... | 13 | 2,279 | 8 | 35 | x |
| SELECTED SERVICE TRADES, ² /total..... | 65 | 514 | 75 | 80 | 68 |
| Personal services..... | 44 | 422 | 50 | 68 | 60 |
| All other service trades..... | 21 | 92 | 25 | 12 | 8 |

x Not available.

¹/ Includes employees paid for less than the full workweek.

²/ See General Description on last page for changes from the 1939 Census of Business in the coverage of Service Trades.

Table 2.—CENSUS OF BUSINESS PRELIMINARY RESULTS FOR 1948 FOR CITIES OF 2,500 INHABITANTS OR MORE

LIVINGSTON COUNTY, MO.

(Data omitted for trade groups where necessary to avoid disclosure)

| City and trade group | Number of establishments | 1948 sales and receipts (Thousand dollars) | Active proprietors of unincorporated businesses Nov. 1948 | Paid employees, workweek ended nearest Nov. 15, 1948 | |
|----------------------|--------------------------|---|--|--|-------------------------|
| | | | | Total employees ¹ | Full workweek employees |
| Chillicothe: | | | | | |
| Retail trade..... | 176 | 12,603 | 175 | 762 | 623 |
| Remainder of county: | | | | | |
| Retail trade..... | 66 | 3,111 | 68 | 103 | 79 |

¹/ Includes employees paid for less than the full workweek.

GENERAL DESCRIPTION OF PRELIMINARY RELEASES FOR THE 1948 CENSUS OF BUSINESS

This series of releases, of which one is planned for each county in the United States, presents preliminary results of the 1948 Census of Business. The information is based on reports submitted by business establishments for that Census. The figures shown are preliminary, and are subject to revision in the final Census publications, but the changes are expected to be relatively minor with respect to coverage. The final Census figures will be issued in a series of Business Census bulletins which will show additional detailed kind-of-business information for all places where there are a sufficient number of establishments.

The 1948 Census of Business was taken under the provision of the Act of June 19, 1948, which provides that the Business Censuses be taken for 1948 and for each fifth year thereafter. Previous Business Censuses were taken for the years 1929, 1933, 1935, and 1939.

Scope of the Census.—The 1948 Census of Business covered all establishments in the following trades, as defined by the Standard Industrial Classification Manual, May 1949 issue, of the Executive Office of the President: all retail trades; all wholesale trades; all service trades in the following four groups—personal services, business services, automobile repairs and services, and miscellaneous repair services; hotels; tourist courts and camps; and amusements, including motion picture theaters. Some important services not covered are radio broadcasting and television, medical and health, legal, educational, nonprofit, accounting, and domestic services.

This coverage is similar to that of the 1939 Business Census. However, "custom trades" and "services incidental to transportation," which are no longer included in the standard classification of the service trades, are not covered by the 1948 Census. In a number of localities, these exclusions as well as

other changes in the standard classification may have a considerable effect in comparing 1948 with 1939 data, particularly with respect to establishment count.

Establishment definition.—For Census purposes, a business establishment is defined to include only enterprises conducted from a recognizable place of business, provided that the annual sales were in excess of \$5,000 for a wholesale trade establishment and \$500 for establishments in other trades. A detailed analysis of coverage will be provided in future Censuses of Business publications.

"Number of establishments" is the number of separate business locations, rather than the number of business companies or organizations, since the Census figures represent information reported separately for each business location or establishment. The establishment count reflects the number of places in business at the end of 1948 excluding administrative and executive offices of multiunit organizations, and "chain store" warehouses.

Sales and receipts.—"1948 sales and receipts" represents sales of merchandise and receipts from repairs and other services to customers. The figures reflect deductions for returned goods and allowances, but not for trade-in allowances; they exclude sales and excise taxes collected from customers and paid directly to any taxing agency.

Proprietors.—"Active proprietors..." represents owners and partners of unincorporated businesses who devoted the major portion of their time to the business in November 1948.

Employment.—"Number of paid employees..." represents all employees on the pay roll for the pay period ending nearest November 15, 1948. "Full workweek" employees, whether regular or seasonal, are those who in the November 15 pay period were paid for working at least the number of hours typically worked in a week by employees of the reporting establishment.

1948 CENSUS OF BUSINESS

RETAIL, WHOLESALE, SERVICE TRADES

U. S. DEPARTMENT OF COMMERCE
BUREAU OF THE CENSUS

PRELIMINARY

For Release April 24, 1950

Release Series BC-1P-24-060

McDONALD COUNTY, MO.

Retail, wholesale, and service establishments located in McDonald County, Missouri, showed a substantial expansion in dollar volume of trade from 1939 to 1948 according to preliminary figures from the 1948 Census of Business released today by the Bureau of the Census, U. S. Department of Commerce.

Retail sales in the county during 1948 aggregated \$9.6 million, an increase of 357 percent over the \$2.1 million in 1939, when the preceding Census of Business was taken. Wholesale sales in the county reached a total of \$2.4 million in 1948 as compared with \$0.5 million in 1939. The service trades included in the Census of Business recorded receipts totaling \$210,000 in 1948 compared with \$36,000 in 1939.

Employment in the county also rose over the 9-year period between 1939 and 1948 for the above trades. Establishments in these trades reported a combined total of 450 paid employees for the workweek ended nearest November 15, 1948. This compared with a total of 213 employees reported for the week of November 15, 1939.

These preliminary figures have been derived from a Census report on McDonald County, Missouri. Final figures, superseding the preliminary data for McDonald County, will be included in a Bulletin for the State of Missouri to be issued in several months. Similar data will be made available this year in preliminary and final form for each of the counties and States. A single copy of the preliminary release for McDonald County as well as an order blank for other area releases may be obtained by writing to the Bureau of the Census, Washington 25, D. C.

Table 1.—CENSUS OF BUSINESS PRELIMINARY RESULTS FOR 1948, BY TRADE GROUP

McDONALD COUNTY, MO.

| Trade group and kind of business | Number of establishments | 1948 sales and receipts (Thousand dollars) | Active proprietors of unincorporated businesses Nov. 1948 | Paid employees, workweek ended nearest Nov. 15, 1948 | |
|---|--------------------------|---|--|--|-------------------------|
| | | | | Total employees ¹ | Full workweek employees |
| RETAIL TRADE, total..... | 210 | 9,634 | 229 | 364 | 276 |
| Food group..... | 39 | 1,267 | 43 | 32 | 20 |
| Eating and drinking places..... | 32 | 303 | 30 | 66 | 31 |
| General merchandise grp, general stores | 17 | 1,998 | 30 | 60 | 50 |
| Furniture-home furnishgs-appliance grp | 6 | 49 | 6 | 4 | 3 |
| Automotive group..... | 13 | 1,639 | 19 | 71 | 67 |
| Gasoline service stations..... | 35 | 1,044 | 37 | 26 | 18 |
| Lumber-building-hardware group..... | 10 | 618 | 9 | 29 | 23 |
| Drug and proprietary stores..... | 9 | 251 | 9 | 17 | 11 |
| All other retail stores..... | 49 | 2,465 | 46 | 59 | 53 |
| WHOLESALE TRADE..... | 11 | 2,366 | 10 | 39 | x |
| SELECTED SERVICE TRADES, ^{2/} total..... | 52 | 210 | 55 | 47 | 20 |
| Personal services..... | 32 | 109 | 31 | 31 | 17 |
| All other service trades..... | 20 | 101 | 24 | 16 | 3 |
| TOURIST COURTS AND CAMPS..... | 20 | 51 | 23 | 1 | - |
| AMUSEMENTS..... | 17 | 78 | 16 | 13 | x |

x Not available.

1/ Includes employees paid for less than the full workweek.

2/ See General Description on last page for changes from the 1939 Census of Business in the coverage of Service Trades.

GENERAL DESCRIPTION OF PRELIMINARY RELEASES FOR THE 1948 CENSUS OF BUSINESS

This series of releases, of which one is planned for each county in the United States, presents preliminary results of the 1948 Census of Business. The information is based on reports submitted by business establishments for that Census. The figures shown are preliminary, and are subject to revision in the final Census publications, but the changes are expected to be relatively minor with respect to coverage. The final Census figures will be issued in a series of Business Census bulletins which will show additional detailed kind-of-business information for all places where there are a sufficient number of establishments.

The 1948 Census of Business was taken under the provision of the Act of June 19, 1948, which provides that the Business Census be taken for 1948 and for each fifth year thereafter. Previous Business Censuses were taken for the years 1929, 1933, 1935, and 1939.

Scope of the Census.—The 1948 Census of Business covered all establishments in the following trades, as defined by the Standard Industrial Classification Manual, May 1949 issue, of the Executive Office of the President: all retail trades; all wholesale trades; all service trades in the following four groups—personal services, business services, automobile repairs and services, and miscellaneous repair services; hotels; tourist courts and camps; and amusements, including motion picture theaters. Some important services not covered are radio broadcasting and television, medical and health, legal, educational, nonprofit, accounting, and domestic services.

This coverage is similar to that of the 1939 Business Census. However, "custom trades" and "services incidental to transportation," which are no longer included in the standard classification of the service trades, are not covered by the 1948 Census. In a number of localities, these exclusions as well as other changes in the standard classification may have a considerable effect in comparing

1948 with 1939 data, particularly with respect to establishment count.

Establishment definition.—For Census purposes, a business establishment is defined to include only enterprises conducted from a recognizable place of business, provided that the annual sales were in excess of \$5,000 for a wholesale trade establishment and \$500 for establishments in other trades. A detailed analysis of coverage will be provided in future Census of Business publications.

"Number of establishments" is the number of separate business locations, rather than the number of business companies or organizations, since the Census figures represent information reported separately for each business location or establishment. The establishment count reflects the number of places in business at the end of 1948 excluding administrative and executive offices of multiunit organizations, and "chain store" warehouses.

Sales and receipts.—"1948 sales and receipts" represents sales of merchandise and receipts from repairs and other services to customers. The figures reflect deductions for returned goods and allowances, but not for trade-in allowances; they exclude sales and excise taxes collected from customers and paid directly to any taxing agency.

Proprietors.—"Active proprietors..." represents owners and partners of unincorporated businesses who devoted the major portion of their time to the business in November 1948.

Employment.—"Number of paid employees..." represents all employees on the pay roll for the pay period ending nearest November 15, 1948. "Full workweek" employees, whether regular or seasonal, are those who in the November 15 pay period were paid for working at least the number of hours typically worked in a week by employees of the reporting establishment.

1948 CENSUS OF BUSINESS

RETAIL, WHOLESALE, SERVICE TRADES

U. S. DEPARTMENT OF COMMERCE
BUREAU OF THE CENSUS

PRELIMINARY

For Release April 24, 1950

Release Series BC-1P-24-061

MACON COUNTY, MO.

Retail, wholesale, and service establishments located in Macon County, Missouri, showed a substantial expansion in dollar volume of trade from 1939 to 1948 according to preliminary figures from the 1948 Census of Business released today by the Bureau of the Census, U. S. Department of Commerce.

Retail sales in the county during 1948 aggregated \$11.9 million, an increase of 153 percent over the \$4.7 million in 1939, when the preceding Census of Business was taken. Wholesale sales in the county reached a total of \$6.7 million in 1948 as compared with \$2.3 million in 1939. The service trades included in the Census of Business recorded receipts totaling \$459,000 in 1948-compared with \$195,000 in 1939.

Employment in the county also rose over the 9-year period between 1939 and 1948 for the above trades. Establishments in these trades reported a combined total of 736 paid employees for the workweek ended nearest November 15, 1948. This compared with a total of 583 employees reported for the week of November 15, 1939.

These preliminary figures have been derived from a Census report on Macon County, Missouri, which also includes data for the city of Macon. Final figures, superseding the preliminary data for Macon County, will be included in a Bulletin for the State of Missouri to be issued in several months. Similar data will be made available this year in preliminary and final form for each of the counties and States. A single copy of the preliminary release for Macon County as well as an order blank for other area releases may be obtained by writing to the Bureau of the Census, Washington 25, D. C.

Table 1.—CENSUS OF BUSINESS PRELIMINARY RESULTS FOR 1948, BY TRADE GROUP
MACON COUNTY, MO.

| Trade group and kind of business | Number of establishments | 1948 sales and receipts (Thousand dollars) | Active proprietors of unincorporated businesses Nov. 1948 | Paid employees, workweek ended nearest Nov. 15, 1948 | |
|--|--------------------------|---|--|--|-------------------------|
| | | | | Total employees ¹ | Full workweek employees |
| RETAIL TRADE, total..... | 275 | 11,862 | 304 | 562 | 430 |
| Food group..... | 63 | 2,512 | 69 | 114 | 77 |
| Eating and drinking places..... | 46 | 1,056 | 59 | 103 | 73 |
| General merchandise grp, general stores. | 16 | 888 | 17 | 59 | 41 |
| Apparel group..... | 11 | 585 | 13 | 35 | 29 |
| Furniture-home furnishgs-appliance grp. | 16 | 615 | 19 | 23 | 18 |
| Automotive group..... | 13 | 2,373 | 14 | 66 | 63 |
| Gasoline service stations..... | 46 | 860 | 52 | 42 | 34 |
| Lumber-building-hardware group..... | 25 | 1,388 | 23 | 52 | 47 |
| Drug and proprietary stores..... | 12 | 454 | 16 | 24 | 11 |
| All other retail stores..... | 27 | 1,131 | 22 | 44 | 37 |
| WHOLESALE TRADE, total..... | 32 | 6,695 | 21 | 97 | x |
| Merchant wholesalers..... | 10 | 3,102 | 5 | 72 | x |
| Other types of wholesale..... | 22 | 3,593 | 16 | 25 | x |
| SELECTED SERVICE TRADES, 2/total..... | 61 | 459 | 63 | 77 | 72 |
| Personal services..... | 38 | 341 | 39 | 62 | 58 |
| All other service trades..... | 23 | 118 | 24 | 15 | 14 |
| TOURIST COURTS AND CAMPS..... | 6 | 28 | 5 | 2 | 2 |
| AMUSEMENTS..... | 14 | 143 | 15 | 20 | x |

x Not available.

1/ Includes employees paid for less than the full workweek.

2/ See General Description on last page for changes from the 1939 Census of Business in the coverage of Service Trades.

Table 2.—CENSUS OF BUSINESS PRELIMINARY RESULTS FOR 1948 FOR CITIES OF 2,500 INHABITANTS OR MORE
MACON COUNTY, MO.

(Data omitted for trade groups where necessary to avoid disclosure)

| City and trade group ¹ | Number of establishments | 1948 sales and receipts (Thousand dollars) | Active proprietors of unincorporated businesses Nov. 1948 | Paid employees, workweek ended nearest Nov. 15, 1948 | |
|-----------------------------------|--------------------------|---|--|--|-------------------------|
| | | | | Total employees ² | Full workweek employees |
| Macon: | | | | | |
| Retail trade..... | 99 | 7,179 | 102 | 333 | 272 |
| Selected service trades... | 25 | 271 | 27 | 59 | 58 |
| Amusements..... | 7 | 104 | 7 | 12 | x |
| Remainder of county: | | | | | |
| Retail trade..... | 176 | 4,683 | 202 | 229 | 158 |
| Selected service trades... | 36 | 188 | 36 | 18 | 14 |
| Amusements..... | 7 | 39 | 8 | 8 | x |

x Not available.

1/ See General Description on this page for changes from the 1939 Census of Business in the coverage of Service Trades.

2/ Includes employees paid for less than the full workweek.

GENERAL DESCRIPTION OF PRELIMINARY RELEASES FOR THE 1948 CENSUS OF BUSINESS

This series of releases, of which one is planned for each county in the United States, presents preliminary results of the 1948 Census of Business. The information is based on reports submitted by business establishments for that Census. The figures shown are preliminary, and are subject to revision in the final Census publications, but the changes are expected to be relatively minor with respect to coverage. The final Census figures will be issued in a series of Business Census bulletins which will show additional detailed kind-of-business information for all places where there are a sufficient number of establishments.

The 1948 Census of Business was taken under the provision of the Act of June 19, 1948, which provides that the Business Census be taken for 1948 and for each fifth year thereafter. Previous Business Censuses were taken for the years 1929, 1933, 1935, and 1939.

Scope of the Census.—The 1948 Census of Business covered all establishments in the following trades, as defined by the Standard Industrial Classification Manual, May 1949 issue, of the Executive Office of the President: all retail trades; all wholesale trades; all service trades in the following four groups—personal services, business services, automobile repairs and services, and miscellaneous repair services; hotels; tourist courts and camps; and amusements, including motion picture theaters. Some important services not covered are radio broadcasting and television, medical and health, legal, educational, nonprofit, accounting, and domestic services.

This coverage is similar to that of the 1939 Business Census. However, "custom trades" and "services incidental to transportation," which are no longer included in the standard classification of the service trades, are not covered by the 1948 Census. In a number of localities, these exclusions as well as other changes in the standard classification may have

a considerable effect in comparing 1948 with 1939 data, particularly with respect to establishment count.

Establishment definition.—For Census purposes, a business establishment is defined to include only enterprises conducted from a recognizable place of business, provided that the annual sales were in excess of \$5,000 for a wholesale trade establishment and \$500 for establishments in other trades. A detailed analysis of coverage will be provided in future Census of Business publications.

"Number of establishments" is the number of separate business locations, rather than the number of business companies or organizations, since the Census figures represent information reported separately for each business location or establishment. The establishment count reflects the number of places in business at the end of 1948 excluding administrative and executive offices of multiunit organizations, and "chain store" warehouses.

Sales and receipts.—"1948 sales and receipts" represents sales of merchandise and receipts from repairs and other services to customers. The figures reflect deductions for returned goods and allowances, but not for trade-in allowances; they exclude sales and excise taxes collected from customers and paid directly to any taxing agency.

Proprietors.—"Active proprietors..." represents owners and partners of unincorporated businesses who devoted the major portion of their time to the business in November 1948.

Employment.—"Number of paid employees..." represents all employees on the pay roll for the pay period ending nearest November 15, 1948. "Full workweek" employees, whether regular or seasonal, are those who in the November 15 pay period were paid for working at least the number of hours typically worked in a week by employees of the reporting establishment.

1948 CENSUS OF BUSINESS

RETAIL, WHOLESALE, SERVICE TRADES

U. S. DEPARTMENT OF COMMERCE
BUREAU OF THE CENSUS

PRELIMINARY

For Release April 24, 1950

Release Series BC-1P-24-062

MADISON COUNTY, MO.

Retail, wholesale, and service establishments located in Madison County, Missouri, showed a substantial expansion in dollar volume of trade from 1939 to 1948 according to preliminary figures from the 1948 Census of Business released today by the Bureau of the Census, U. S. Department of Commerce.

Retail sales in the county during 1948 aggregated \$6.4 million, an increase of 300 percent over the \$1.6 million in 1939, when the preceding Census of Business was taken. Wholesale sales in the county reached a total of \$1.1 million in 1948 as compared with \$0.3 million in 1939. The service trades included in the Census of Business recorded receipts totaling \$252,000 in 1948 compared with \$75,000 in 1939.

Employment in the county also rose over the 9-year period between 1939 and 1948 for the above trades. Establishments in these trades reported a combined total of 342 paid employees for the workweek ended nearest November 15, 1948. This compared with a total of 211 employees reported for the week of November 15, 1939.

These preliminary figures have been derived from a Census report on Madison County, Missouri, which also includes data for the city of Fredericktown. Final figures, superseding the preliminary data for Madison County, will be included in a Bulletin for the State of Missouri to be issued in several months. Similar data will be made available this year in preliminary and final form for each of the counties and States. A single copy of the preliminary release for Madison County as well as an order blank for other area releases may be obtained by writing to the Bureau of the Census, Washington 25, D. C.

Table 1.—CENSUS OF BUSINESS PRELIMINARY RESULTS FOR 1948, BY TRADE GROUP

MADISON COUNTY, MO.

| Trade group and kind of business | Number of establishments | 1948 sales and receipts (Thousand dollars) | Active proprietors of unincorporated businesses Nov. 1948 | Paid employees, workweek ended nearest Nov. 15, 1948 | |
|---|--------------------------|---|--|--|-------------------------|
| | | | | Total employees ¹ | Full workweek employees |
| RETAIL TRADE, total..... | 160 | 6,408 | 168 | 293 | 240 |
| Food group..... | 39 | 1,497 | 41 | 37 | 24 |
| Eating and drinking places..... | 28 | 301 | 29 | 49 | 41 |
| General merchandise grp, general stores. | 11 | 520 | 17 | 20 | 18 |
| Apparel group..... | 9 | 439 | 10 | 26 | 17 |
| Furniture-home furnishgs-appliance grp. | 5 | 302 | 2 | 15 | 15 |
| Automotive group..... | 13 | 1,387 | 15 | 46 | 45 |
| Gasoline service stations..... | 27 | 408 | 29 | 14 | 13 |
| Lumber-building-hardware group..... | 9 | 700 | 9 | 49 | 40 |
| Drug and proprietary stores..... | 5 | 177 | 6 | 17 | 8 |
| All other retail stores..... | 14 | 677 | 10 | 20 | 19 |
| WHOLESALE TRADE..... | 8 | 1,120 | 10 | 18 | x |
| SELECTED SERVICE TRADES, ² /total..... | 31 | 252 | 32 | 31 | 31 |
| Personal services..... | 15 | 139 | 16 | 18 | 18 |
| All other service trades..... | 16 | 113 | 16 | 13 | 13 |

x Not available.

¹/ Includes employees paid for less than the full workweek.

²/ See General Description on last page for changes from the 1939 Census of Business in the coverage of Service Trades.

Table 2.—CENSUS OF BUSINESS PRELIMINARY RESULTS FOR 1948 FOR CITIES OF 2,500 INHABITANTS OR MORE
MADISON COUNTY, MO.

(Data omitted for trade groups where necessary to avoid disclosure)

| City and trade group ¹ | Number of establishments | 1948 sales and receipts (Thousand dollars) | Active proprietors of unincorporated businesses Nov. 1948 | Paid employees, workweek ended nearest Nov. 15, 1948 | |
|-----------------------------------|--------------------------|---|--|--|-------------------------|
| | | | | Total employees ² | Full workweek employees |
| Fredericktown: | | | | | |
| Retail trade..... | 88 | 5,038 | 89 | 258 | 211 |
| Selected service trades.... | 24 | 212 | 25 | 27 | 27 |
| Remainder of county: | | | | | |
| Retail trade..... | 72 | 1,370 | 79 | 35 | 29 |
| Selected service trades.... | 7 | 40 | 7 | 4 | 4 |

- 1/ See General Description on this page for changes from the 1939 Census of Business in the coverage of Service Trades.
2/ Includes employees paid for less than the full workweek.

GENERAL DESCRIPTION OF PRELIMINARY RELEASES FOR THE 1948 CENSUS OF BUSINESS

This series of releases, of which one is planned for each county in the United States, presents preliminary results of the 1948 Census of Business. The information is based on reports submitted by business establishments for that Census. The figures shown are preliminary, and are subject to revision in the final Census publications, but the changes are expected to be relatively minor with respect to coverage. The final Census figures will be issued in a series of Business Census bulletins which will show additional detailed kind-of-business information for all places where there are a sufficient number of establishments.

The 1948 Census of Business was taken under the provision of the Act of June 19, 1948, which provides that the Business Censuses be taken for 1948 and for each fifth year thereafter. Previous Business Censuses were taken for the years 1929, 1933, 1935, and 1939.

Scope of the Census.—The 1948 Census of Business covered all establishments in the following trades, as defined by the Standard Industrial Classification Manual, May 1949 issue, of the Executive Office of the President: all retail trades; all wholesale trades; all service trades in the following four groups—personal services, business services, automobile repairs and services, and miscellaneous repair services; hotels; tourist courts and camps; and amusements, including motion picture theaters. Some important services not covered are radio broadcasting and television, medical and health, legal, educational, nonprofit, accounting, and domestic services.

This coverage is similar to that of the 1939 Business Censuses. However, "custom trades" and "services incidental to transportation," which are no longer included in the standard classification of the service trades, are not covered by the 1948 Census. In a number of localities, these exclusions as well as

other changes in the standard classification may have a considerable effect in comparing 1948 with 1939 data, particularly with respect to establishment count.

Establishment definition.—For Census purposes, a business establishment is defined to include only enterprises conducted from a recognizable place of business, provided that the annual sales were in excess of \$5,000 for a wholesale trade establishment and \$500 for establishments in other trades. A detailed analysis of coverage will be provided in future Census of Business publications.

"Number of establishments" is the number of separate business locations, rather than the number of business companies or organizations, since the Census figures represent information reported separately for each business location or establishment. The establishment count reflects the number of places in business at the end of 1948 excluding administrative and executive offices of multinational organizations, and "chain store" warehouses.

Sales and receipts.—"1948 sales and receipts" represents sales of merchandise and receipts from repairs and other services to customers. The figures reflect deductions for returned goods and allowances, but not for trade-in allowances; they exclude sales and excise taxes collected from customers and paid directly to any taxing agency.

Proprietors.—"Active proprietors..." represents owners and partners of unincorporated businesses who devoted the major portion of their time to the business in November 1948.

Employment.—"Number of paid employees..." represents all employees on the pay roll for the pay period ending nearest November 15, 1948. "Full workweek" employees, whether regular or seasonal, are those who in the November 15 pay period were paid for working at least the number of hours typically worked in a week by employees of the reporting establishment.

1948 CENSUS OF BUSINESS

RETAIL, WHOLESALE, SERVICE TRADES

U. S. DEPARTMENT OF COMMERCE
BUREAU OF THE CENSUS

PRELIMINARY

For Release May 15, 1950

Release Series BC-1P-24-063

MARIES COUNTY, MO.

Retail and service establishments located in Maries County, Missouri, showed a substantial expansion in dollar volume of trade from 1939 to 1948 according to preliminary figures from the 1948 Census of Business released today by the Bureau of the Census, U. S. Department of Commerce.

Retail sales in the county during 1948 aggregated \$2.3 million, an increase of 475 percent over the \$0.4 million in 1939, when the preceding Census of Business was taken. The service trades included in the Census of Business recorded receipts totaling \$48,000 in 1948 compared with \$15,000 in 1939.

Employment in the county also rose over the 9-year period between 1939 and 1948 for the above trades. Establishments in these trades reported a combined total of 74 paid employees for the workweek ended nearest November 15, 1948. This compared with a total of 19 employees reported for the week of November 15, 1939.

These preliminary figures have been derived from a Census report on Maries County, Missouri. Final figures, superseding the preliminary data for Maries County, will be included in a Bulletin for the State of Missouri to be issued in several months. Similar data will be made available this year in preliminary and final form for each of the counties and States. A single copy of the preliminary release for Maries County as well as an order blank for other area releases may be obtained by writing to the Bureau of the Census, Washington 25, D. C.

Table 1.—CENSUS OF BUSINESS PRELIMINARY RESULTS FOR 1948, BY TRADE GROUP
MARIES COUNTY, MO.

| Trade group and kind of business | Number of establishments | 1948 sales and receipts (Thousand dollars) | Active proprietors of unincorporated businesses Nov. 1948 | Paid employees, workweek ended nearest Nov. 15, 1948 | |
|---|--------------------------|---|--|--|-------------------------|
| | | | | Total employees ¹ | Full workweek employees |
| RETAIL TRADE, total..... | 84 | 2,266 | 91 | 70 | 54 |
| Food group..... | 19 | 529 | 22 | 10 | 4 |
| Eating and drinking places..... | 13 | 119 | 15 | 8 | 6 |
| Gasoline service stations..... | 12 | 184 | 13 | 4 | 2 |
| All other retail stores..... | 40 | 1,434 | 41 | 48 | 42 |
| SELECTED SERVICE TRADES, ² /total..... | 18 | 48 | 18 | 4 | 3 |
| Personal services..... | 10 | 28 | 10 | 2 | 1 |
| All other service trades..... | 8 | 20 | 8 | 2 | 2 |

¹/ Includes employees paid for less than the full workweek.

²/ See General Description on last page for changes from the 1939 Census of Business in the coverage of Service Trades.

91213

GENERAL DESCRIPTION OF PRELIMINARY RELEASES FOR THE 1948 CENSUS OF BUSINESS

This series of releases, of which one is planned for each county in the United States, presents preliminary results of the 1948 Census of Business. The information is based on reports submitted by business establishments for that Census. The figures shown are preliminary, and are subject to revision in the final Census publications, but the changes are expected to be relatively minor with respect to coverage. The final Census figures will be issued in a series of Business Census bulletins which will show additional detailed kind-of-business information for all places where there are a sufficient number of establishments.

The 1948 Census of Business was taken under the provision of the Act of June 19, 1948, which provides that the Business Census be taken for 1948 and for each fifth year thereafter. Previous Business Censuses were taken for the years 1929, 1933, 1935, and 1939.

Scope of the Census.—The 1948 Census of Business covered all establishments in the following trades, as defined by the Standard Industrial Classification Manual, May 1949 issue, of the Executive Office of the President: all retail trades; all wholesale trades; all service trades in the following four groups—personal services, business services, automobile repairs and services, and miscellaneous repair services; hotels; tourist courts and camps; and amusements, including motion picture theaters. Some important services not covered are radio broadcasting and television, medical and health, legal, educational, nonprofit, accounting, and domestic services.

This coverage is similar to that of the 1939 Business Census. However, "custom trades" and "services incidental to transportation," which are no longer included in the standard classification of the service trades, are not covered by the 1948 Census. In a number of localities, these exclusions as well as other changes in the standard classification may have a considerable effect in comparing

1948 with 1939 data, particularly with respect to establishment count.

Establishment definition.—For Census purposes, a business establishment is defined to include only enterprises conducted from a recognizable place of business, provided that the annual sales were in excess of \$5,000 for a wholesale trade establishment and \$500 for establishments in other trades. A detailed analysis of coverage will be provided in future Census of Business publications.

"Number of establishments" is the number of separate business locations, rather than the number of business companies or organizations, since the Census figures represent information reported separately for each business location or establishment. The establishment count reflects the number of places in business at the end of 1948 excluding administrative and executive offices of multiunit organizations, and "chain store" warehouses.

Sales and receipts.—"1948 sales and receipts" represents sales of merchandise and receipts from repairs and other services to customers. The figures reflect deductions for returned goods and allowances, but not for trade-in allowances; they exclude sales and excise taxes collected from customers and paid directly to any taxing agency.

Proprietors.—"Active proprietors..." represents owners and partners of unincorporated businesses who devoted the major portion of their time to the business in November 1948.

Employment.—"Number of paid employees..." represents all employees on the pay roll for the pay period ending nearest November 15, 1948. "Full workweek" employees, whether regular or seasonal, are those who in the November 15 pay period were paid for working at least the number of hours typically worked in a week by employees of the reporting establishment.

1948 CENSUS OF BUSINESS

RETAIL, WHOLESALE, SERVICE TRADES

U. S. DEPARTMENT OF COMMERCE
BUREAU OF THE CENSUS

PRELIMINARY

For Release May 3, 1950

Release Series BC-1P-24-064

MARION COUNTY, MO.

Retail, wholesale, and service establishments located in Marion County, Missouri, showed a substantial expansion in dollar volume of trade from 1939 to 1948 according to preliminary figures from the 1948 Census of Business released today by the Bureau of the Census, U. S. Department of Commerce.

Retail sales in the county during 1948 aggregated \$28.0 million, an increase of 201 percent over the \$9.3 million in 1939, when the preceding Census of Business was taken. Wholesale sales in the county reached a total of \$15.1 million in 1948 as compared with \$4.2 million in 1939. The service trades included in the Census of Business recorded receipts totaling \$1.2 million in 1948 compared with \$0.6 million in 1939.

Employment in the county also rose over the 9-year period between 1939 and 1948 for the above trades. Establishments in these trades reported a combined total of 2,240 paid employees for the workweek ended nearest November 15, 1948. This compared with a total of 1,570 employees reported for the week of November 15, 1939.

These preliminary figures have been derived from a Census report on Marion County, Missouri, which also includes data for the city of Hannibal. Final figures, superseding the preliminary data for Marion County, will be included in a Bulletin for the State of Missouri to be issued in several months. Similar data will be made available this year in preliminary and final form for each of the counties and States. A single copy of the preliminary release for Marion County as well as an order blank for other area releases may be obtained by writing to the Bureau of the Census, Washington 25, D. C.

Table 1.—CENSUS OF BUSINESS PRELIMINARY RESULTS FOR 1948, BY TRADE GROUP

MARION COUNTY, MO.

| Trade group and kind of business | Number of establishments | 1948 sales and receipts (Thousand dollars) | Active proprietors of unincorporated businesses Nov. 1948 | Paid employees, workweek ended nearest Nov. 15, 1948 | |
|--|--------------------------|---|--|--|-------------------------|
| | | | | Total employees ¹ | Full workweek employees |
| RETAIL TRADE, total..... | 489 | 28,023 | 463 | 1,651 | 1,268 |
| Food group..... | 123 | 6,690 | 115 | 274 | 207 |
| Eating and drinking places..... | 97 | 1,933 | 98 | 259 | 207 |
| General merchandise grp, general stores..... | 16 | 2,285 | 11 | 227 | 111 |
| Apparel group..... | 32 | 2,107 | 24 | 151 | 112 |
| Furniture-home furnishgs-appliance grp..... | 22 | 1,655 | 15 | 93 | 85 |
| Automotive group..... | 34 | 5,095 | 37 | 182 | 169 |
| Gasoline service stations..... | 49 | 1,766 | 59 | 96 | 78 |
| Lumber-building-hardware group..... | 36 | 3,275 | 32 | 136 | 117 |
| Drug and proprietary stores..... | 15 | 753 | 13 | 83 | 58 |
| All other retail stores..... | 65 | 2,464 | 59 | 150 | 124 |
| WHOLESALE TRADE, total..... | 53 | 15,053 | 37 | 363 | x |
| Merchant wholesalers..... | 31 | 7,878 | 21 | 297 | x |
| Petroleum bulk plants, terminals..... | 11 | 1,535 | 10 | 14 | x |
| Other types of wholesale..... | 11 | 5,640 | 6 | 52 | x |
| SELECTED SERVICE TRADES, 2/total..... | 135 | 1,167 | 143 | 226 | 208 |
| Personal services..... | 84 | 936 | 87 | 206 | 193 |
| All other service trades..... | 51 | 231 | 56 | 20 | 15 |
| AMUSEMENTS..... | 12 | 365 | 13 | 63 | x |

x Not available.

1/ Includes employees paid for less than the full workweek.

2/ See General Description on last page for changes from the 1939 Census of Business in the coverage of Service Trades.

Table 2.—CENSUS OF BUSINESS PRELIMINARY RESULTS FOR 1948 FOR CITIES OF 2,500 INHABITANTS OR MORE
MARION COUNTY, MO.

(Data omitted for trade groups where necessary to avoid disclosure)

| City and trade group ¹ | Number of establishments | 1948 sales and receipts (Thousand dollars) | Active proprietors of unincorporated businesses Nov. 1948 | Paid employees, workweek ended nearest Nov. 15, 1948 | |
|-----------------------------------|--------------------------|---|--|--|-------------------------|
| | | | | Total employees ² | Full workweek employees |
| Hannibal: | | | | | |
| Retail trade..... | 370 | 22,024 | 342 | 1,381 | 1,053 |
| Wholesale trade..... | 41 | 9,125 | 30 | 306 | x |
| Selected service trades.... | 106 | 1,024 | 113 | 203 | 190 |
| Remainder of county: | | | | | |
| Retail trade..... | 119 | 5,999 | 121 | 270 | 215 |
| Wholesale trade..... | 12 | 5,928 | 7 | 57 | x |
| Selected service trades.... | 29 | 143 | 30 | 23 | 18 |

x Not available.

1/ See General Description on this page for changes from the 1939 Census of Business in the coverage of Service Trades.

2/ Includes employees paid for less than the full workweek.

GENERAL DESCRIPTION OF PRELIMINARY RELEASES FOR THE 1948 CENSUS OF BUSINESS

This series of releases, of which one is planned for each county in the United States, presents preliminary results of the 1948 Census of Business. The information is based on reports submitted by business establishments for that Census. The figures shown are preliminary, and are subject to revision in the final Census publications, but the changes are expected to be relatively minor with respect to coverage. The final Census figures will be issued in a series of Business Census bulletins which will show additional detailed kind-of-business information for all places where there are a sufficient number of establishments.

The 1948 Census of Business was taken under the provision of the Act of June 19, 1948, which provides that the Business Census be taken for 1948 and for each fifth year thereafter. Previous Business Censuses were taken for the years 1929, 1933, 1935, and 1939.

Scope of the Census.—The 1948 Census of Business covered all establishments in the following trades, as defined by the Standard Industrial Classification Manual, May 1949 issue, of the Executive Office of the President: all retail trades; all wholesale trades; all service trades in the following four groups—personal services, business services, automobile repairs and services, and miscellaneous repair services; hotels; tourist courts and camps; and amusements, including motion picture theaters. Some important services not covered are radio broadcasting and television, medical and health, legal, educational, nonprofit, accounting, and domestic services.

This coverage is similar to that of the 1939 Business Census. However, "custom trades" and "services incidental to transportation," which are no longer included in the standard classification of the service trades, are not covered by the 1948 Census. In a number of localities, these exclusions as well as

other changes in the standard classification may have a considerable effect in comparing 1948 with 1939 data, particularly with respect to establishment count.

Establishment definition.—For Census purposes, a business establishment is defined to include only enterprises conducted from a recognizable place of business, provided that the annual sales were in excess of \$5,000 for a wholesale trade establishment and \$500 for establishments in other trades. A detailed analysis of coverage will be provided in future Censuses of Business publications.

"Number of establishments" is the number of separate business locations, rather than the number of business companies or organizations, since the Census figures represent information reported separately for each business location or establishment. The establishment count reflects the number of places in business at the end of 1948 excluding administrative and executive offices of multiunit organizations, and "chain store" warehouses.

Sales and receipts.—"1948 sales and receipts" represents sales of merchandise and receipts from repairs and other services to customers. The figures reflect deductions for returned goods and allowances, but not for trade-in allowances; they exclude sales and excise taxes collected from customers and paid directly to any taxing agency.

Proprietors.—"Active proprietors..." represents owners and partners of unincorporated businesses who devoted the major portion of their time to the business in November 1948.

Employment.—"Number of paid employees..." represents all employees on the pay roll for the pay period ending nearest November 15, 1948. "Full workweek" employees, whether regular or seasonal, are those who in the November 15 pay period were paid for working at least the number of hours typically worked in a week by employees of the reporting establishment.

1948 CENSUS OF BUSINESS

RETAIL, WHOLESALE, SERVICE TRADES

U. S. DEPARTMENT OF COMMERCE
BUREAU OF THE CENSUS

PRELIMINARY

For Release April 26, 1950

Release Series BC-1P-24-065

MERCER COUNTY, MO.

Retail, wholesale, and service establishments located in Mercer County, Missouri, showed a substantial expansion in dollar volume of trade from 1939 to 1948 according to preliminary figures from the 1948 Census of Business released today by the Bureau of the Census, U. S. Department of Commerce.

Retail sales in the county during 1948 aggregated \$4.4 million, an increase of 238 percent over the \$1.3 million in 1939, when the preceding Census of Business was taken. Wholesale sales in the county reached a total of \$4.4 million in 1948 as compared with \$0.6 million in 1939. The service trades included in the Census of Business recorded receipts totaling \$110,000 in 1948 compared with \$24,000 in 1939.

Employment in the county also rose over the 9-year period between 1939 and 1948 for the above trades. Establishments in these trades reported a combined total of 212 paid employees for the workweek ended nearest November 15, 1948. This compared with a total of 147 employees reported for the week of November 15, 1939.

These preliminary figures have been derived from a Census report on Mercer County, Missouri. Final figures, superseding the preliminary data for Mercer County, will be included in a Bulletin for the State of Missouri to be issued in several months. Similar data will be made available this year in preliminary and final form for each of the counties and States. A single copy of the preliminary release for Mercer County as well as an order blank for other area releases may be obtained by writing to the Bureau of the Census, Washington 25, D. C.

Table 1.—CENSUS OF BUSINESS PRELIMINARY RESULTS FOR 1948, BY TRADE GROUP

MERCER COUNTY, MO.

| Trade group and kind of business | Number of establishments | 1948 sales and receipts (Thousand dollars) | Active proprietors of unincorporated businesses Nov. 1948 | Paid employees, workweek ended nearest Nov. 15, 1948 | |
|---|--------------------------|---|--|--|-------------------------|
| | | | | Total employees ¹ | Full workweek employees |
| RETAIL TRADE, total..... | 100 | 4,445 | 110 | 176 | 147 |
| Food group..... | 19 | 691 | 21 | 18 | 12 |
| Eating and drinking places..... | 11 | 149 | 12 | 32 | 25 |
| Gasoline service stations..... | 15 | 555 | 15 | 35 | 28 |
| All other retail stores..... | 55 | 3,050 | 62 | 91 | 82 |
| WHOLESALE TRADE..... | 12 | 4,439 | 15 | 30 | x |
| SELECTED SERVICE TRADES ² /..... | 24 | 110 | 23 | 6 | 6 |

x Not available.

¹/ Includes employees paid for less than the full workweek.

²/ See General Description on last page for changes from the 1939 Census of Business in the coverage of Service Trades.

GENERAL DESCRIPTION OF PRELIMINARY RELEASES FOR THE 1948 CENSUS OF BUSINESS

This series of releases, of which one is planned for each county in the United States, presents preliminary results of the 1948 Census of Business. The information is based on reports submitted by business establishments for that Census. The figures shown are preliminary, and are subject to revision in the final Census publications, but the changes are expected to be relatively minor with respect to coverage. The final Census figures will be issued in a series of Business Census bulletins which will show additional detailed kind-of-business information for all places where there are a sufficient number of establishments.

The 1948 Census of Business was taken under the provision of the Act of June 19, 1948, which provides that the Business Census be taken for 1948 and for each fifth year thereafter. Previous Business Censuses were taken for the years 1929, 1933, 1935, and 1939.

Scope of the Census.—The 1948 Census of Business covered all establishments in the following trades, as defined by the Standard Industrial Classification Manual, May 1949 issue, of the Executive Office of the President: all retail trades; all wholesale trades; all service trades in the following four groups—personal services, business services, automobile repairs and services, and miscellaneous repair services; hotels; tourist courts and camps; and amusements, including motion picture theaters. Some important services not covered are radio broadcasting and television, medical and health, legal, educational, nonprofit, accounting, and domestic services.

This coverage is similar to that of the 1939 Business Census. However, "custom trades" and "services incidental to transportation," which are no longer included in the standard classification of the service trades, are not covered by the 1948 Census. In a number of localities, these exclusions as well as other changes in the standard classification may have a considerable effect in comparing

1948 with 1939 data, particularly with respect to establishment count.

Establishment definition.—For Census purposes, a business establishment is defined to include only enterprises conducted from a recognizable place of business, provided that the annual sales were in excess of \$5,000 for a wholesale trade establishment and \$500 for establishments in other trades. A detailed analysis of coverage will be provided in future Census of Business publications.

"Number of establishments" is the number of separate business locations, rather than the number of business companies or organizations, since the Census figures represent information reported separately for each business location or establishment. The establishment count reflects the number of places in business at the end of 1948 excluding administrative and executive offices of multiunit organizations, and "chain store" warehouses.

Sales and receipts.—"1948 sales and receipts" represents sales of merchandise and receipts from repairs and other services to customers. The figures reflect deductions for returned goods and allowances, but not for trade-in allowances; they exclude sales and excise taxes collected from customers and paid directly to any taxing agency.

Proprietors.—"Active proprietors..." represents owners and partners of unincorporated businesses who devoted the major portion of their time to the business in November 1948.

Employment.—"Number of paid employees..." represents all employees on the pay roll for the pay period ending nearest November 15, 1948. "Full workweek" employees, whether regular or seasonal, are those who in the November 15 pay period were paid for working at least the number of hours typically worked in a week by employees of the reporting establishment.

1948 CENSUS OF BUSINESS

RETAIL, WHOLESALE, SERVICE TRADES

U. S. DEPARTMENT OF COMMERCE
BUREAU OF THE CENSUS

PRELIMINARY

For Release April 24, 1950

Release Series BC-1P-24-066

MILLER COUNTY, MO.

Retail, wholesale, and service establishments located in Miller County, Missouri, showed a substantial expansion in dollar volume of trade from 1939 to 1948 according to preliminary figures from the 1948 Census of Business released today by the Bureau of the Census, U. S. Department of Commerce.

Retail sales in the county during 1948 aggregated \$8.3 million, an increase of 261 percent over the \$2.3 million in 1939, when the preceding Census of Business was taken. Wholesale sales in the county reached a total of \$2.1 million in 1948 as compared with \$0.6 million in 1939. The service trades included in the Census of Business recorded receipts totaling \$234,000 in 1948 compared with \$86,000 in 1939.

Employment in the county also rose over the 9-year period between 1939 and 1948 for the above trades. Establishments in these trades reported a combined total of 421 paid employees for the workweek ended nearest November 15, 1948. This compared with a total of 281 employees reported for the week of November 15, 1939.

These preliminary figures have been derived from a Census report on Miller County, Missouri, which also includes data for the city of Eldon. Final figures, superseding the preliminary data for Miller County, will be included in a Bulletin for the State of Missouri to be issued in several months. Similar data will be made available this year in preliminary and final form for each of the counties and States. A single copy of the preliminary release for Miller County as well as an order blank for other area releases may be obtained by writing to the Bureau of the Census, Washington 25, D. C.

Table 1.—CENSUS OF BUSINESS PRELIMINARY RESULTS FOR 1948, BY TRADE GROUP

MILLER COUNTY, MO.

| Trade group and kind of business | Number of establishments | 1948 sales and receipts (Thousand dollars) | Active proprietors of unincorporated businesses Nov. 1948 | Paid employees, workweek ended nearest Nov. 15, 1948 | |
|---|--------------------------|---|--|--|-------------------------|
| | | | | Total employees ¹ | Full workweek employees |
| RETAIL TRADE, total..... | 217 | 8,299 | 222 | 347 | 290 |
| Food group..... | 49 | 1,656 | 50 | 42 | 35 |
| Eating and drinking places..... | 39 | 440 | 44 | 65 | 53 |
| General merchandise grp, general stores | 9 | 625 | 5 | 46 | 31 |
| Apparel group..... | 8 | 123 | 10 | 7 | 7 |
| Furniture-home furnishings-appliance grp | 9 | 270 | 7 | 16 | 12 |
| Automotive group..... | 13 | 1,570 | 14 | 59 | 58 |
| Gasoline service stations..... | 36 | 600 | 37 | 24 | 14 |
| Lumber-building-hardware group..... | 9 | 587 | 11 | 24 | 23 |
| All other retail stores..... | 45 | 2,428 | 44 | 64 | 57 |
| WHOLESALE TRADE..... | 13 | 2,087 | 17 | 43 | x |
| SELECTED SERVICE TRADES, ² /total..... | 40 | 234 | 42 | 31 | 25 |
| Personal services..... | 27 | 161 | 28 | 27 | 22 |
| All other service trades..... | 13 | 73 | 14 | 4 | 3 |
| TOURIST COURTS AND CAMPS..... | 18 | 98 | 17 | 4 | 3 |

x Not available.

¹/ Includes employees paid for less than the full workweek.

²/ See General Description on last page for changes from the 1939 Census of Business in the coverage of Service Trades.

Table 2.—CENSUS OF BUSINESS PRELIMINARY RESULTS FOR 1948 FOR CITIES OF 2,500 INHABITANTS OR MORE

MILLER COUNTY, MO.

(Data omitted for trade groups where necessary to avoid disclosure)

| City and trade group ¹ | Number of establishments | 1948 sales and receipts (Thousand dollars) | Active proprietors of unincorporated businesses Nov. 1948 | Paid employees, workweek ended nearest Nov. 15, 1948 | |
|-----------------------------------|--------------------------|---|--|--|-------------------------|
| | | | | Total employees ² | Full workweek employees |
| Eldon: | | | | | |
| Retail trade..... | 90 | 5,507 | 86 | 254 | 217 |
| Selected service trades... | 23 | 181 | 24 | 27 | 21 |
| Remainder of county: | | | | | |
| Retail trades..... | 127 | 2,792 | 136 | 93 | 73 |
| Selected service trades... | 17 | 53 | 18 | 4 | 4 |

1/ See General Description on this page for changes from the 1939 Census of Business in the coverage of Service Trades.

2/ Includes employees paid for less than the full workweek.

GENERAL DESCRIPTION OF PRELIMINARY RELEASES FOR THE 1948 CENSUS OF BUSINESS

This series of releases, of which one is planned for each county in the United States, presents preliminary results of the 1948 Census of Business. The information is based on reports submitted by business establishments for that Census. The figures shown are preliminary, and are subject to revision in the final Census publications, but the changes are expected to be relatively minor with respect to coverage. The final Census figures will be issued in a series of Business Census bulletins which will show additional detailed kind-of-business information for all places where there are a sufficient number of establishments.

The 1948 Census of Business was taken under the provision of the Act of June 19, 1948, which provides that the Business Census be taken for 1948 and for each fifth year thereafter. Previous Business Censuses were taken for the years 1929, 1933, 1935, and 1939.

Scope of the Census.—The 1948 Census of Business covered all establishments in the following trades, as defined by the Standard Industrial Classification Manual, May 1949 issue, of the Executive Office of the President: all retail trades; all wholesale trades; all service trades in the following four groups—personal services, business services, automobile repairs and services, and miscellaneous repair services; hotels; tourist courts and camps; and amusements, including motion picture theaters. Some important services not covered are radio broadcasting and television, medical and health, legal, educational, nonprofit, accounting, and domestic services.

This coverage is similar to that of the 1939 Business Census. However, "custom trade" and "services incidental to transportation," which are no longer included in the standard classification of the service trades, are not covered by the 1948 Census. In a number of localities, these exclusions as well as other changes in the standard classification may have

a considerable effect in comparing 1948 with 1939 data, particularly with respect to establishment count.

Establishment definition.—For Census purposes, a business establishment is defined to include only enterprises conducted from a recognizable place of business, provided that the annual sales were in excess of \$5,000 for a wholesale trade establishment and \$500 for establishments in other trades. A detailed analysis of coverage will be provided in future Census of Business publications.

"Number of establishments" is the number of separate business locations, rather than the number of business companies or organizations, since the Census figures represent information reported separately for each business location or establishment. The establishment count reflects the number of places in business at the end of 1948 excluding administrative and executive offices of multiunit organizations, and "chain store" warehouses.

Sales and receipts.—"1948 sales and receipts" represents sales of merchandise and receipts from repairs and other services to customers. The figures reflect deductions for returned goods and allowances, but not for trade-in allowances; they exclude sales and excise taxes collected from customers and paid directly to any taxing agency.

Proprietors.—"Active proprietors..." represents owners and partners of unincorporated businesses who devoted the major portion of their time to the business in November 1948.

Employment.—"Number of paid employees..." represents all employees on the pay roll for the pay period ending nearest November 15, 1948. "Full workweek" employees, whether regular or seasonal, are those who in the November 15 pay period were paid for working at least the number of hours typically worked in a week by employees of the reporting establishment.

1948 CENSUS OF BUSINESS

RETAIL, WHOLESALE, SERVICE TRADES

U. S. DEPARTMENT OF COMMERCE
BUREAU OF THE CENSUS

PRELIMINARY

For Release May 4, 1950

Release Series BC-1P-24-067

MISSISSIPPI COUNTY, MO.

Retail, wholesale, and service establishments located in Mississippi County, Missouri, showed a substantial expansion in dollar volume of trade from 1939 to 1948 according to preliminary figures from the 1948 Census of Business released today by the Bureau of the Census, U. S. Department of Commerce.

Retail sales in the county during 1948 aggregated \$13.8 million, an increase of 263 percent over the \$3.8 million in 1939, when the preceding Census of Business was taken. Wholesale sales in the county reached a total of \$11.3 million in 1948 as compared with \$1.8 million in 1939. The service trades included in the Census of Business recorded receipts totaling \$443,000 in 1948 compared with \$163,000 in 1939.

Employment in the county also rose over the 9-year period between 1939 and 1948 for the above trades. Establishments in these trades reported a combined total of 924 paid employees for the workweek ended nearest November 15, 1948. This compared with a total of 756 employees reported for the week of November 15, 1939.

These preliminary figures have been derived from a Census report on Mississippi County, Missouri, which also includes data for the city of Charleston. Final figures, superseding the preliminary data for Mississippi County, will be included in a Bulletin for the State of Missouri to be issued in several months. Similar data will be made available this year in preliminary and final form for each of the counties and States. A single copy of the preliminary release for Mississippi County as well as an order blank for other area releases may be obtained by writing to the Bureau of the Census, Washington 25, D. C.

Table 1.—CENSUS OF BUSINESS PRELIMINARY RESULTS FOR 1948, BY TRADE GROUP

MISSISSIPPI COUNTY, MO.

| Trade group and kind of business | Number of establishments | 1948 sales and receipts (Thousand dollars) | Active proprietors of unincorporated businesses Nov. 1948 | Paid employees, workweek ended nearest Nov. 15, 1948 | |
|---|--------------------------|---|--|--|-------------------------|
| | | | | Total employees ¹ | Full workweek employees |
| RETAIL TRADE, total..... | 257 | 13,770 | 249 | 619 | 489 |
| Food group..... | 96 | 3,631 | 97 | 102 | 64 |
| Eating and drinking places..... | 44 | 513 | 43 | 60 | 41 |
| General merchandise grp, general stores | 12 | 1,087 | 12 | 82 | 51 |
| Furniture-home furnishgs-appliance grp | 11 | 682 | 10 | 32 | 27 |
| Automotive group..... | 15 | 2,325 | 12 | 78 | 75 |
| Gasoline service stations..... | 27 | 1,014 | 28 | 44 | 42 |
| Lumber-building-hardware group..... | 21 | 3,002 | 18 | 110 | 108 |
| Drug and proprietary stores..... | 11 | 482 | 13 | 35 | 30 |
| All other retail stores..... | 20 | 1,034 | 16 | 76 | 51 |
| WHOLESALE TRADE, total..... | 31 | 11,336 | 23 | 212 | x |
| Merchant wholesalers..... | 6 | 1,392 | 5 | 30 | x |
| Other types of wholesale..... | 25 | 9,944 | 18 | 182 | x |
| SELECTED SERVICE TRADES, ^{2/} total..... | 58 | 443 | 67 | 93 | 79 |
| Personal services..... | 37 | 298 | 44 | 78 | 72 |
| All other service trades..... | 21 | 145 | 23 | 15 | 7 |
| AMUSEMENTS..... | 10 | 139 | 13 | 19 | x |

x Not available.

^{1/} Includes employees paid for less than the full workweek.

^{2/} See General Description on last page for changes from the 1939 Census of Business in the coverage of Service Trades.

Table 2.—CENSUS OF BUSINESS PRELIMINARY RESULTS FOR 1948 FOR CITIES OF 2,500 INHABITANTS OR MORE
MISSISSIPPI COUNTY, MO.

(Data omitted for trade groups where necessary to avoid disclosure)

| City and trade group ¹ | Number of establishments | 1948 sales and receipts (Thousand dollars) | Active proprietors of unincorporated businesses Nov. 1948 | Paid employees, workweek ended nearest Nov. 15, 1948 | |
|-----------------------------------|--------------------------|---|--|--|-------------------------|
| | | | | Total employees ² | Full workweek employees |
| Charleston: | | | | | |
| Retail trade..... | 121 | 8,310 | 113 | 369 | 299 |
| Wholesale trade..... | 15 | 5,081 | 11 | 107 | x |
| Selected service trades.. | 27 | 309 | 33 | 62 | 49 |
| Remainder of county: | | | | | |
| Retail trade..... | 136 | 5,460 | 136 | 250 | 190 |
| Wholesale trade..... | 16 | 6,255 | 12 | 105 | x |
| Selected service trades.. | 31 | 134 | 34 | 31 | 30 |

x Not available.

^{1/} See General Description on this page for changes from the 1939 Census of Business in the coverage of Service Trades.

^{2/} Includes employees paid for less than the full workweek.

GENERAL DESCRIPTION OF PRELIMINARY RELEASES FOR THE 1948 CENSUS OF BUSINESS

This series of releases, of which one is planned for each county in the United States, presents preliminary results of the 1948 Census of Business. The information is based on reports submitted by business establishments for that Census. The figures shown are preliminary, and are subject to revision in the final Census publications, but the changes are expected to be relatively minor with respect to coverage. The final Census figures will be issued in a series of Business Census bulletins which will show additional detailed kind-of-business information for all places where there are a sufficient number of establishments.

The 1948 Census of Business was taken under the provision of the Act of June 19, 1948, which provides that the Business Census be taken for 1948 and for each fifth year thereafter. Previous Business Censuses were taken for the years 1929, 1933, 1935, and 1939.

Scope of the Census.—The 1948 Census of Business covered all establishments in the following trades, as defined by the Standard Industrial Classification Manual, May 1949 issue, of the Executive Office of the President: all retail trades; all wholesale trades; all service trades in the following four groups—personal services, business services, automobile repairs and services, and miscellaneous repair services; hotels; tourist courts and camps; and amusements, including motion picture theaters. Some important services not covered are radio broadcasting and television, medical and health, legal, educational, nonprofit, accounting, and domestic services.

This coverage is similar to that of the 1939 Business Census. However, "custom trades" and "services incidental to transportation," which are no longer included in the standard classification of the service trades, are not covered by the 1948 Census. In a number of localities, these exclusions as well as

other changes in the standard classification may have a considerable effect in comparing 1948 with 1939 data, particularly with respect to establishment count.

Establishment definition.—For Census purposes, a business establishment is defined to include only enterprises conducted from a recognizable place of business, provided that the annual sales were in excess of \$5,000 for a wholesale trade establishment and \$500 for establishments in other trades. A detailed analysis of coverage will be provided in future Censuses of Business publications.

"Number of establishments" is the number of separate business locations, rather than the number of business companies or organizations, since the Census figures represent information reported separately for each business location or establishment. The establishment count reflects the number of places in business at the end of 1948 excluding administrative and executive offices of multiunit organizations, and "chain store" warehouses.

Sales and receipts.—"1948 sales and receipts" represents sales of merchandise and receipts from repairs and other services to customers. The figures reflect deductions for returned goods and allowances, but not for trade-in allowances; they exclude sales and excise taxes collected from customers and paid directly to any taxing agency.

Proprietors.—"Active proprietors..." represents owners and partners of unincorporated businesses who devoted the major portion of their time to the business in November 1948.

Employment.—"Number of paid employees..." represents all employees on the pay roll for the pay period ending nearest November 15, 1948. "Full workweek" employees, whether regular or seasonal, are those who in the November 15 pay period were paid for working at least the number of hours typically worked in a week by employees of the reporting establishment.

1948 CENSUS OF BUSINESS

RETAIL, WHOLESALE, SERVICE TRADES

U. S. DEPARTMENT OF COMMERCE
BUREAU OF THE CENSUS

PRELIMINARY

For Release May 15, 1950

Release Series BC-1P-24-068

MONITEAU COUNTY, MO.

Retail, wholesale, and service establishments located in Moniteau County, Missouri, showed a substantial expansion in dollar volume of trade from 1939 to 1948 according to preliminary figures from the 1948 Census of Business released today by the Bureau of the Census, U. S. Department of Commerce.

Retail sales in the county during 1948 aggregated \$7.1 million, an increase of 223 percent over the \$2.2 million in 1939, when the preceding Census of Business was taken. Wholesale sales in the county reached a total of \$1.4 million in 1948 as compared with \$0.8 million in 1939. The service trades included in the Census of Business recorded receipts totaling \$201,000 in 1948 compared with \$75,000 in 1939.

Employment in the county also rose over the 9-year period between 1939 and 1948 for the above trades. Establishments in these trades reported a combined total of 331 paid employees for the workweek ended nearest November 15, 1948. This compared with a total of 299 employees reported for the week of November 15, 1939.

These preliminary figures have been derived from a Census report on Moniteau County, Missouri, which also includes data for the city of California. Final figures, superseding the preliminary data for Moniteau County, will be included in a Bulletin for the State of Missouri to be issued in several months. Similar data will be made available this year in preliminary and final form for each of the counties and States. A single copy of the preliminary release for Moniteau County as well as an order blank for other area releases may be obtained by writing to the Bureau of the Census, Washington 25, D. C.

Table 1.—CENSUS OF BUSINESS PRELIMINARY RESULTS FOR 1948, BY TRADE GROUP

MONITEAU COUNTY, MO.

| Trade group and kind of business | Number of establishments | 1948 sales and receipts (Thousand dollars) | Active proprietors of unincorporated businesses Nov. 1948 | Paid employees, workweek ended nearest Nov. 15, 1948 | |
|---|--------------------------|---|--|--|-------------------------|
| | | | | Total employees ¹ | Full workweek employees |
| RETAIL TRADE, total..... | 156 | 7,078 | 162 | 297 | 237 |
| Food group..... | 22 | 815 | 23 | 36 | 25 |
| Eating and drinking places..... | 15 | 247 | 17 | 37 | 29 |
| General merchandise grp, general stores..... | 10 | 568 | 9 | 27 | 24 |
| Apparel group..... | 9 | 126 | 11 | 2 | 1 |
| Furniture-home furnishings-appliance grp..... | 11 | 348 | 11 | 9 | 7 |
| Automotive group..... | 14 | 1,307 | 10 | 51 | 50 |
| Gasoline service stations..... | 23 | 408 | 24 | 16 | 9 |
| Lumber-building-hardware group..... | 20 | 1,314 | 25 | 52 | 34 |
| Drug and proprietary stores..... | 7 | 200 | 8 | 18 | 16 |
| All other retail stores..... | 25 | 1,745 | 24 | 49 | 42 |
| WHOLESALE TRADE..... | 14 | 1,367 | 11 | 17 | x |
| SELECTED SERVICE TRADES, ^{2/} | 38 | 201 | 43 | 17 | 10 |
| Personal services..... | 25 | 140 | 30 | 13 | 8 |
| All other service trades..... | 13 | 61 | 13 | 4 | 2 |

x Not available.

^{1/} Includes employees paid for less than the full workweek.

^{2/} See General Description on last page for changes from the 1939 Census of Business in the coverage of Service Trades.

Table 2.—CENSUS OF BUSINESS PRELIMINARY RESULTS FOR 1948 FOR CITIES OF 2,500 INHABITANTS OR MORE
MONITEAU COUNTY, MO.

(Data omitted for trade groups where necessary to avoid disclosure)

| City and trade group ¹ | Number of establishments | 1948 sales and receipts (Thousand dollars) | Active proprietors of unincorporated businesses Nov. 1948 | Paid employees, workweek ended nearest Nov. 15, 1948 | |
|-----------------------------------|--------------------------|---|--|--|-------------------------|
| | | | | Total employees ² | Full workweek employees |
| California: | | | | | |
| Retail trade..... | 75 | 3,979 | 81 | 165 | 134 |
| Selected service trades.... | 16 | 93 | 21 | 10 | 5 |
| Remainder of county: | | | | | |
| Retail trade..... | 81 | 3,099 | 81 | 132 | 103 |
| Selected service trades.... | 22 | 108 | 22 | 7 | 5 |

1/ See General Description on this page for changes from the 1939 Census of Business in the coverage of Service Trades.

2/ Includes employees paid for less than the full workweek.

GENERAL DESCRIPTION OF PRELIMINARY RELEASES FOR THE 1948 CENSUS OF BUSINESS

This series of releases, of which one is planned for each county in the United States, presents preliminary results of the 1948 Census of Business. The information is based on reports submitted by business establishments for that Census. The figures shown are preliminary, and are subject to revision in the final Census publications, but the changes are expected to be relatively minor with respect to coverage. The final Census figures will be issued in a series of Business Census bulletins which will show additional detailed kind-of-business information for all places where there are a sufficient number of establishments.

The 1948 Census of Business was taken under the provision of the Act of June 19, 1948, which provides that the Business Census be taken for 1948 and for each fifth year thereafter. Previous Business Censuses were taken for the years 1929, 1933, 1935, and 1939.

Scope of the Census.—The 1948 Census of Business covered all establishments in the following trades, as defined by the Standard Industrial Classification Manual, May 1949 issue, of the Executive Office of the President: all retail trades; all wholesale trades; all service trades in the following four groups—personal services, business services, automobile repairs and services, and miscellaneous repair services; hotels; tourist courts and camps; and amusements, including motion picture theaters. Some important services not covered are radio broadcasting and television, medical and health, legal, educational, nonprofit, accounting, and domestic services.

This coverage is similar to that of the 1939 Business Census. However, "custom trades" and "services incidental to transportation," which are no longer included in the standard classification of the service trades, are not covered by the 1948 Census. In a number of localities, these exclusions as well as

other changes in the standard classification may have a considerable effect in comparing 1948 with 1939 data, particularly with respect to establishment count.

Establishment definition.—For Census purposes, a business establishment is defined to include only enterprises conducted from a recognizable place of business, provided that the annual sales were in excess of \$5,000 for a wholesale trade establishment and \$500 for establishments in other trades. A detailed analysis of coverage will be provided in future Censuses of Business publications.

"Number of establishments" is the number of separate business locations, rather than the number of business companies or organizations, since the Census figures represent information reported separately for each business location or establishment. The establishment count reflects the number of places in business at the end of 1948 excluding administrative and executive offices of multinational organizations, and "chain store" warehouses.

Sales and receipts.—"1948 sales and receipts" represents sales of merchandise and receipts from repairs and other services to customers. The figures reflect deductions for returned goods and allowances, but not for trade-in allowances; they exclude sales and excise taxes collected from customers and paid directly to any taxing agency.

Proprietors.—"Active proprietors..." represents owners and partners of unincorporated businesses who devoted the major portion of their time to the business in November 1948.

Employment.—"Number of paid employees..." represents all employees on the pay roll for the pay period ending nearest November 15, 1948. "Full workweek" employees, whether regular or seasonal, are those who in the November 15 pay period were paid for working at least the number of hours typically worked in a week by employees of the reporting establishment.

1948 CENSUS OF BUSINESS

RETAIL, WHOLESALE, SERVICE TRADES

U. S. DEPARTMENT OF COMMERCE
BUREAU OF THE CENSUS

PRELIMINARY

For Release April 24, 1950

Release Series BC-1P-24-069

MONROE COUNTY, MO.

Retail, wholesale, and service establishments located in Monroe County, Missouri, showed a substantial expansion in dollar volume of trade from 1939 to 1948 according to preliminary figures from the 1948 Census of Business released today by the Bureau of the Census, U. S. Department of Commerce.

Retail sales in the county during 1948 aggregated \$9.2 million, an increase of 268 percent over the \$2.5 million in 1939, when the preceding Census of Business was taken. Wholesale sales in the county reached a total of \$2.5 million in 1948 as compared with \$0.5 million in 1939. The service trades included in the Census of Business recorded receipts totaling \$273,000 in 1948 compared with \$88,000 in 1939.

Employment in the county also rose over the 9-year period between 1939 and 1948 for the above trades. Establishments in these trades reported a combined total of 467 paid employees for the workweek ended nearest November 15, 1948. This compared with a total of 297 employees reported for the week of November 15, 1939.

These preliminary figures have been derived from a Census report on Monroe County, Missouri. Final figures, superseding the preliminary data for Monroe County, will be included in a Bulletin for the State of Missouri to be issued in several months. Similar data will be made available this year in preliminary and final form for each of the counties and States. A single copy of the preliminary release for Monroe County as well as an order blank for other area releases may be obtained by writing to the Bureau of the Census, Washington 25, D. C.

Table 1.—CENSUS OF BUSINESS PRELIMINARY RESULTS FOR 1948, BY TRADE GROUP
MONROE COUNTY, MO.

| Trade group and kind of business | Number of establishments | 1948 sales and receipts (Thousand dollars) | Active proprietors of unincorporated businesses Nov. 1948 | Paid employees, workweek ended nearest Nov. 15, 1948 | |
|---|--------------------------|---|--|--|-------------------------|
| | | | | Total employees ¹ | Full workweek employees |
| RETAIL TRADE, total..... | 174 | 9,188 | 186 | 411 | 290 |
| Food group..... | 28 | 1,499 | 25 | 62 | 39 |
| Eating and drinking places..... | 22 | 315 | 26 | 47 | 34 |
| General merchandise grp, general stores..... | 16 | 438 | 17 | 29 | 16 |
| Apparel group..... | 10 | 228 | 12 | 20 | 10 |
| Furniture-home furnishgs-appliance grp..... | 12 | 466 | 14 | 29 | 21 |
| Automotive group..... | 13 | 1,753 | 18 | 45 | 44 |
| Gasoline service stations..... | 25 | 677 | 24 | 27 | 19 |
| Lumber-building-hardware group..... | 19 | 1,445 | 20 | 71 | 57 |
| Drug and proprietary stores..... | 9 | 275 | 10 | 19 | 10 |
| All other retail stores..... | 20 | 2,092 | 20 | 62 | 40 |
| WHOLESALE TRADE..... | 13 | 2,521 | 10 | 28 | x |
| SELECTED SERVICE TRADES, ² /total..... | 37 | 273 | 41 | 28 | 21 |
| Personal services..... | 16 | 108 | 19 | 13 | 11 |
| All other service trades..... | 21 | 165 | 22 | 15 | 10 |

x Not available.

¹/ Includes employees paid for less than the full workweek.

²/ See General Description on last page for changes from the 1939 Census of Business in the coverage of Service Trades.

GENERAL DESCRIPTION OF PRELIMINARY RELEASES FOR THE 1948 CENSUS OF BUSINESS

This series of releases, of which one is planned for each county in the United States, presents preliminary results of the 1948 Census of Business. The information is based on reports submitted by business establishments for that Census. The figures shown are preliminary, and are subject to revision in the final Census publications, but the changes are expected to be relatively minor with respect to coverage. The final Census figures will be issued in a series of Business Census bulletins which will show additional detailed kind-of-business information for all places where there are a sufficient number of establishments.

The 1948 Census of Business was taken under the provision of the Act of June 19, 1948, which provides that the Business Census be taken for 1948 and for each fifth year thereafter. Previous Business Censuses were taken for the years 1929, 1933, 1935, and 1939.

Scope of the Census.—The 1948 Census of Business covered all establishments in the following trades, as defined by the Standard Industrial Classification Manual, May 1949 issue, of the Executive Office of the President: all retail trades; all wholesale trades; all service trades in the following four groups—personal services, business services, automobile repairs and services, and miscellaneous repair services; hotels; tourist courts and camps; and amusements, including motion picture theaters. Some important services not covered are radio broadcasting and television, medical and health, legal, educational, nonprofit, accounting, and domestic services.

This coverage is similar to that of the 1939 Business Census. However, "custom trades" and "services incidental to transportation," which are no longer included in the standard classification of the service trades, are not covered by the 1948 Census. In a number of localities, these exclusions as well as other changes in the standard classification may have a considerable effect in comparing

1948 with 1939 data, particularly with respect to establishment count.

Establishment definition.—For Census purposes, a business establishment is defined to include only enterprises conducted from a recognizable place of business, provided that the annual sales were in excess of \$5,000 for a wholesale trade establishment and \$500 for establishments in other trades. A detailed analysis of coverage will be provided in future Census of Business publications.

"Number of establishments" is the number of separate business locations, rather than the number of business companies or organizations, since the Census figures represent information reported separately for each business location or establishment. The establishment count reflects the number of places in business at the end of 1948 excluding administrative and executive offices of multiunit organizations, and "chain store" warehouses.

Sales and receipts.—"1948 sales and receipts" represents sales of merchandise and receipts from repairs and other services to customers. The figures reflect deductions for returned goods and allowances, but not for trade-in allowances; they exclude sales and excise taxes collected from customers and paid directly to any taxing agency.

Proprietors.—"Active proprietors..." represents owners and partners of unincorporated businesses who devoted the major portion of their time to the business in November 1948.

Employment.—"Number of paid employees..." represents all employees on the pay roll for the pay period ending nearest November 15, 1948. "Full workweek" employees, whether regular or seasonal, are those who in the November 15 pay period were paid for working at least the number of hours typically worked in a week by employees of the reporting establishment.

1948 CENSUS OF BUSINESS

RETAIL, WHOLESALE, SERVICE TRADES

U. S. DEPARTMENT OF COMMERCE
BUREAU OF THE CENSUS

PRELIMINARY

For Release April 27, 1950

Release Series BC-1P-24-070

MONTGOMERY COUNTY, MO.

Retail, wholesale, and service establishments located in Montgomery County, Missouri, showed a substantial expansion in dollar volume of trade from 1939 to 1948 according to preliminary figures from the 1948 Census of Business released today by the Bureau of the Census, U. S. Department of Commerce.

Retail sales in the county during 1948 aggregated \$7.5 million, an increase of 275 percent over the \$2.0 million in 1939, when the preceding Census of Business was taken. Wholesale sales in the county reached a total of \$4.4 million in 1948 as compared with \$0.7 million in 1939. The service trades included in the Census of Business recorded receipts totaling \$290,000 in 1948 compared with \$82,000 in 1939.

Employment in the county also rose over the 9-year period between 1939 and 1948 for the above trades. Establishments in these trades reported a combined total of 399 paid employees for the workweek ended nearest November 15, 1948. This compared with a total of 270 employees reported for the week of November 15, 1939.

These preliminary figures have been derived from a Census report on Montgomery County, Missouri. Final figures, superseding the preliminary data for Montgomery County, will be included in a Bulletin for the State of Missouri to be issued in several months. Similar data will be made available this year in preliminary and final form for each of the counties and States. A single copy of the preliminary release for Montgomery County as well as an order blank for other area releases may be obtained by writing to the Bureau of the Census, Washington 25, D. C.

Table 1.—CENSUS OF BUSINESS PRELIMINARY RESULTS FOR 1948, BY TRADE GROUP

MONTGOMERY COUNTY, MO.

| Trade group and kind of business | Number of establishments | 1948 sales and receipts (Thousand dollars) | Active proprietors of unincorporated businesses Nov. 1948 | Paid employees, workweek ended nearest Nov. 15, 1948 | |
|---|--------------------------|---|--|--|-------------------------|
| | | | | Total employees ¹ | Full workweek employees |
| RETAIL TRADE, total..... | 202 | 7,534 | 217 | 308 | 228 |
| Food group..... | 35 | 1,551 | 38 | 64 | 35 |
| Eating and drinking places..... | 38 | 494 | 38 | 49 | 34 |
| General merchandise grp; general stores..... | 23 | 1,195 | 24 | 53 | 43 |
| Furniture-home furnishgs-appliance grp..... | 12 | 426 | 11 | 16 | 14 |
| Automotive group..... | 16 | 1,125 | 18 | 38 | 37 |
| Gasoline service stations..... | 23 | 640 | 26 | 16 | 10 |
| Lumber-building-hardware group..... | 18 | 1,199 | 19 | 40 | 32 |
| All other retail stores..... | 37 | 904 | 43 | 32 | 23 |
| WHOLESALE TRADE, total..... | 23 | 4,355 | 28 | 59 | x |
| Merchant wholesalers..... | 9 | 1,152 | 10 | 27 | x |
| Other types of wholesale..... | 14 | 3,203 | 18 | 32 | x |
| SELECTED SERVICE TRADES, ² /total..... | 45 | 290 | 48 | 32 | 27 |
| Personal services..... | 26 | 150 | 26 | 15 | 12 |
| All other service trades..... | 19 | 140 | 22 | 17 | 15 |

x Not available.

¹/ Includes employees paid for less than the full workweek.

²/ See General Description on this page for changes from the 1939 Census of Business in the coverage of Service Trades.

GENERAL DESCRIPTION OF PRELIMINARY RELEASES FOR THE 1948 CENSUS OF BUSINESS

This series of releases, of which one is planned for each county in the United States, presents preliminary results of the 1948 Census of Business. The information is based on reports submitted by business establishments for that Census. The figures shown are preliminary, and are subject to revision in the final Census publications, but the changes are expected to be relatively minor with respect to coverage. The final Census figures will be issued in a series of Business Census bulletins which will show additional detailed kind-of-business information for all places where there are a sufficient number of establishments.

The 1948 Census of Business was taken under the provision of the Act of June 19, 1948, which provides that the Business Census be taken for 1948 and for each fifth year thereafter. Previous Business Censuses were taken for the years 1929, 1933, 1935, and 1939.

Scope of the Census.—The 1948 Census of Business covered all establishments in the following trades, as defined by the Standard Industrial Classification Manual, May 1949 issue, of the Executive Office of the President: all retail trades; all wholesale trades; all service trades in the following four groups—personal services, business services, automobile repairs and services, and miscellaneous repair services; hotels; tourist courts and camps; and amusements, including motion picture theaters. Some important services not covered are radio broadcasting and television, medical and health, legal, educational, nonprofit, accounting, and domestic services.

This coverage is similar to that of the 1939 Business Census. However, "custom trades" and "services incidental to transportation," which are no longer included in the standard classification of the service trades, are not covered by the 1948 Census. In a number of localities, these exclusions as well as

other changes in the standard classification may have a considerable effect in comparing 1948 with 1939 data, particularly with respect to establishment count.

Establishment definition.—For Census purposes, a business establishment is defined to include only enterprises conducted from a recognizable place of business, provided that the annual sales were in excess of \$5,000 for a wholesale trade establishment and \$500 for establishments in other trades. A detailed analysis of coverage will be provided in future Censuses of Business publications.

"Number of establishments" is the number of separate business locations, rather than the number of business companies or organizations, since the Census figures represent information reported separately for each business location or establishment. The establishment count reflects the number of places in business at the end of 1948 excluding administrative and executive offices of multiunit organizations, and "chain store" warehouses.

Sales and receipts.—"1948 sales and receipts" represents sales of merchandise and receipts from repairs and other services to customers. The figures reflect deductions for returned goods and allowances, but not for trade-in allowances; they exclude sales and excise taxes collected from customers and paid directly to any taxing agency.

Proprietors.—"Active proprietors..." represents owners and partners of unincorporated businesses who devoted the major portion of their time to the business in November 1948.

Employment.—"Number of paid employees..." represents all employees on the pay roll for the pay period ending nearest November 15, 1948. "Full workweek" employees, whether regular or seasonal, are those who in the November 15 pay period were paid for working at least the number of hours typically worked in a week by employees of the reporting establishment.

1948 CENSUS OF BUSINESS

RETAIL, WHOLESALE, SERVICE TRADES

U. S. DEPARTMENT OF COMMERCE
BUREAU OF THE CENSUS

PRELIMINARY

For Release April 24, 1950

Release Series BC-1P-24-071

MORGAN COUNTY, MO.

Retail, wholesale, and service establishments located in Morgan County, Missouri, showed a substantial expansion in dollar volume of trade from 1939 to 1948 according to preliminary figures from the 1948 Census of Business released today by the Bureau of the Census, U. S. Department of Commerce.

Retail sales in the county during 1948 aggregated \$6.0 million, an increase of 216 percent over the \$1.9 million in 1939, when the preceding Census of Business was taken. Wholesale sales in the county reached a total of \$2.2 million in 1948 as compared with \$0.4 million in 1939. The service trades included in the Census of Business recorded receipts totaling \$157,000 in 1948 compared with \$68,000 in 1939.

Employment in the county also rose over the 9-year period between 1939 and 1948 for the above trades. Establishments in these trades reported a combined total of 284 paid employees for the workweek ended nearest November 15, 1948. This compared with a total of 191 employees reported for the week of November 15, 1939.

These preliminary figures have been derived from a Census report on Morgan County, Missouri. Final figures, superseding the preliminary data for Morgan County, will be included in a Bulletin for the State of Missouri to be issued in several months. Similar data will be made available this year in preliminary and final form for each of the counties and States. A single copy of the preliminary release for Morgan County as well as an order blank for other area releases may be obtained by writing to the Bureau of the Census, Washington 25, D. C.

Table 1.—CENSUS OF BUSINESS PRELIMINARY RESULTS FOR 1948, BY TRADE GROUP

MORGAN COUNTY, MO.

| Trade group and kind of business | Number of establishments | 1948 sales and receipts (Thousand dollars) | Active proprietors of unincorporated businesses Nov. 1948 | Paid employees, workweek ended nearest Nov. 15, 1948 | |
|---|--------------------------|---|--|--|-------------------------|
| | | | | Total employees ¹ | Full workweek employees |
| RETAIL TRADE, total..... | 125 | 6,047 | 123 | 238 | 190 |
| Food group..... | 21 | 1,437 | 20 | 32 | 30 |
| Eating and drinking places..... | 18 | 225 | 20 | 42 | 21 |
| Gasoline service stations..... | 26 | 682 | 27 | 20 | 16 |
| All other retail stores..... | 60 | 3,703 | 56 | 144 | 123 |
| WHOLESALE TRADE..... | 9 | 2,205 | 5 | 30 | x |
| SELECTED SERVICE TRADES, ^{2/} total..... | 27 | 157 | 27 | 16 | 15 |
| Personal services..... | 16 | 77 | 17 | 9 | 9 |
| All other service trades..... | 11 | 80 | 10 | 7 | 6 |
| TOURIST COURTS AND CAMPS..... | 9 | 29 | 7 | 4 | 1 |
| AMUSEMENTS..... | 6 | 55 | 5 | 7 | x |

x Not available.

^{1/} Includes employees paid for less than the full workweek.

^{2/} See General Description on last page for changes from the 1939 Census of Business in the coverage of Service Trades.

GENERAL DESCRIPTION OF PRELIMINARY RELEASES FOR THE 1948 CENSUS OF BUSINESS

This series of releases, of which one is planned for each county in the United States, presents preliminary results of the 1948 Census of Business. The information is based on reports submitted by business establishments for that Census. The figures shown are preliminary, and are subject to revision in the final Census publications, but the changes are expected to be relatively minor with respect to coverage. The final Census figures will be issued in a series of Business Census bulletins which will show additional detailed kind-of-business information for all places where there are a sufficient number of establishments.

The 1948 Census of Business was taken under the provision of the Act of June 19, 1948, which provides that the Business Census be taken for 1948 and for each fifth year thereafter. Previous Business Censuses were taken for the years 1929, 1933, 1935, and 1939.

Scope of the Census.—The 1948 Census of Business covered all establishments in the following trades, as defined by the Standard Industrial Classification Manual, May 1949 issue, of the Executive Office of the President: all retail trades; all wholesale trades; all service trades in the following four groups—personal services, business services, automobile repairs and services, and miscellaneous repair services; hotels; tourist courts and camps; and amusements, including motion picture theaters. Some important services not covered are radio broadcasting and television, medical and health, legal, educational, nonprofit, accounting, and domestic services.

This coverage is similar to that of the 1939 Business Census. However, "custom trades" and "services incidental to transportation," which are no longer included in the standard classification of the service trades, are not covered by the 1948 Census. In a number of localities, these exclusions as well as other changes in the standard classification may have a considerable effect in comparing

1948 with 1939 data, particularly with respect to establishment count.

Establishment definition.—For Census purposes, a business establishment is defined to include only enterprises conducted from a recognizable place of business, provided that the annual sales were in excess of \$5,000 for a wholesale trade establishment and \$500 for establishments in other trades. A detailed analysis of coverage will be provided in future Census of Business publications.

"Number of establishments" is the number of separate business locations, rather than the number of business companies or organizations, since the Census figures represent information reported separately for each business location or establishment. The establishment count reflects the number of places in business at the end of 1948 excluding administrative and executive offices of multiunit organizations, and "chain store" warehouses.

Sales and receipts.—"1948 sales and receipts" represents sales of merchandise and receipts from repairs and other services to customers. The figures reflect deductions for returned goods and allowances, but not for trade-in allowances; they exclude sales and excise taxes collected from customers and paid directly to any taxing agency.

Proprietors.—"Active proprietors..." represents owners and partners of unincorporated businesses who devoted the major portion of their time to the business in November 1948.

Employment.—"Number of paid employees..." represents all employees on the pay roll for the pay period ending nearest November 15, 1948. "Full workweek" employees, whether regular or seasonal, are those who in the November 15 pay period were paid for working at least the number of hours typically worked in a week by employees of the reporting establishment.

1948 CENSUS OF BUSINESS

RETAIL, WHOLESALE, SERVICE TRADES

U. S. DEPARTMENT OF COMMERCE
BUREAU OF THE CENSUS

PRELIMINARY

For Release April 24, 1950

Release Series BC-1P-24-072

NEW MADRID COUNTY, MO.

Retail, wholesale, and service establishments located in New Madrid County, Missouri, showed a substantial expansion in dollar volume of trade from 1939 to 1948 according to preliminary figures from the 1948 Census of Business released today by the Bureau of the Census, U. S. Department of Commerce.

Retail sales in the county during 1948 aggregated \$18.8 million, an increase of 255 percent over the \$5.3 million in 1939, when the preceding Census of Business was taken. Wholesale sales in the county reached a total of \$8.4 million in 1948 as compared with \$1.2 million in 1939. The service trades included in the Census of Business recorded receipts totaling \$471,000 in 1948 compared with \$170,000 in 1939.

Employment in the county also rose over the 9-year period between 1939 and 1948 for the above trades. Establishments in these trades reported a combined total of 1,148 paid employees for the workweek ended nearest November 15, 1948. This compared with a total of 804 employees reported for the week of November 15, 1939.

These preliminary figures have been derived from a Census report on New Madrid County, Missouri. Final figures, superseding the preliminary data for New Madrid County, will be included in a Bulletin for the State of Missouri to be issued in several months. Similar data will be made available this year in preliminary and final form for each of the counties and States. A single copy of the preliminary release for New Madrid County as well as an order blank for other area releases may be obtained by writing to the Bureau of the Census, Washington 25, D. C.

70337

Table 1.—CENSUS OF BUSINESS PRELIMINARY RESULTS FOR 1948, BY TRADE GROUP

NEW MADRID COUNTY, MO.

| Trade group and kind of business | Number of establishments | 1948 sales and receipts (Thousand dollars) | Active proprietors of unincorporated businesses Nov. 1948 | Paid employees, workweek ended nearest Nov. 15, 1948 | |
|---|--------------------------|---|--|--|-------------------------|
| | | | | Total employees ¹ | Full workweek employees |
| RETAIL TRADE, total..... | 391 | 18,772 | 394 | 932 | 698 |
| Food group..... | 145 | 5,642 | 159 | 178 | 124 |
| Eating and drinking places..... | 73 | 994 | 70 | 153 | 105 |
| General merchandise grp, general stores | 21 | 2,549 | 19 | 220 | 126 |
| Apparel group..... | 8 | 412 | 8 | 31 | 15 |
| Furniture-home furnishgs-appliance grp | 12 | 1,122 | 13 | 43 | 41 |
| Automotive group..... | 21 | 2,154 | 24 | 53 | 52 |
| Gasoline service stations..... | 42 | 1,244 | 39 | 66 | 59 |
| Lumber-building-hardware group..... | 27 | 3,393 | 20 | 125 | 119 |
| Drug and proprietary stores..... | 11 | 514 | 13 | 39 | 35 |
| All other retail stores..... | 31 | 748 | 29 | 24 | 22 |
| WHOLESALE TRADE..... | 22 | 8,431 | 11 | 119 | x |
| SELECTED SERVICE TRADES, ^{2/} total..... | 84 | 471 | 84 | 97 | 89 |
| Personal services..... | 51 | 359 | 48 | 85 | 79 |
| All other service trades..... | 33 | 112 | 36 | 12 | 10 |
| AMUSEMENTS..... | 12 | 316 | 10 | 50 | x |

x Not available.

^{1/} Includes employees paid for less than the full workweek.^{2/} See General Description on this page for changes from the 1939 Census of Business in the coverage of Service Trades.

GENERAL DESCRIPTION OF PRELIMINARY RELEASES FOR THE 1948 CENSUS OF BUSINESS

This series of releases, of which one is planned for each county in the United States, presents preliminary results of the 1948 Census of Business. The information is based on reports submitted by business establishments for that Census. The figures shown are preliminary, and are subject to revision in the final Census publications, but the changes are expected to be relatively minor with respect to coverage. The final Census figures will be issued in a series of Business Census bulletins which will show additional detailed kind-of-business information for all places where there are a sufficient number of establishments.

The 1948 Census of Business was taken under the provision of the Act of June 19, 1948, which provides that the Business Census be taken for 1948 and for each fifth year thereafter. Previous Business Censuses were taken for the years 1929, 1933, 1935, and 1939.

Scope of the Census.—The 1948 Census of Business covered all establishments in the following trades, as defined by the Standard Industrial Classification Manual, May 1949 issue, of the Executive Office of the President: all retail trades; all wholesale trades; all service trades in the following four groups—personal services, business services, automobile repairs and services, and miscellaneous repair services; hotels; tourist courts and camps; and amusements, including motion picture theaters. Some important services not covered are radio broadcasting and television, medical and health, legal, educational, nonprofit, accounting, and domestic services.

This coverage is similar to that of the 1939 Business Census. However, "custom trades" and "services incidental to transportation," which are no longer included in the standard classification of the service trades, are not covered by the 1948 Census. In a number of localities, these exclusions as well as

other changes in the standard classification may have a considerable effect in comparing 1948 with 1939 data, particularly with respect to establishment count.

Establishment definition.—For Census purposes, a business establishment is defined to include only enterprises conducted from a recognizable place of business, provided that the annual sales were in excess of \$5,000 for a wholesale trade establishment and \$500 for establishments in other trades. A detailed analysis of coverage will be provided in future Censuses of Business publications.

"Number of establishments" is the number of separate business locations, rather than the number of business companies or organizations, since the Census figures represent information reported separately for each business location or establishment. The establishment count reflects the number of places in business at the end of 1948 excluding administrative and executive offices of multiunit organizations, and "chain store" warehouses.

Sales and receipts.—"1948 sales and receipts" represents sales of merchandise and receipts from repairs and other services to customers. The figures reflect deductions for returned goods and allowances, but not for trade-in allowances; they exclude sales and excise taxes collected from customers and paid directly to any taxing agency.

Proprietors.—"Active proprietors..." represents owners and partners of unincorporated businesses who devoted the major portion of their time to the business in November 1948.

Employment.—"Number of paid employees..." represents all employees on the pay roll for the pay period ending nearest November 15, 1948. "Full workweek" employees, whether regular or seasonal, are those who in the November 15 pay period were paid for working at least the number of hours typically worked in a week by employees of the reporting establishment.

1948 CENSUS OF BUSINESS

RETAIL, WHOLESALE, SERVICE TRADES

U. S. DEPARTMENT OF COMMERCE
BUREAU OF THE CENSUS

PRELIMINARY

For Release April 27, 1950

Release Series BC-1P-24-073

NEWTON COUNTY, MO.

Retail, wholesale, and service establishments located in Newton County, Missouri, showed a substantial expansion in dollar volume of trade from 1939 to 1948 according to preliminary figures from the 1948 Census of Business released today by the Bureau of the Census, U. S. Department of Commerce.

Retail sales in the county during 1948 aggregated \$14.8 million, an increase of 236 percent over the \$4.4 million in 1939, when the preceding Census of Business was taken. Wholesale sales in the county reached a total of \$7.0 million in 1948 as compared with \$2.1 million in 1939. The service trades included in the Census of Business recorded receipts totaling \$500,000 in 1948 compared with \$167,000 in 1939.

Employment in the county also rose over the 9-year period between 1939 and 1948 for the above trades. Establishments in these trades reported a combined total of 859 paid employees for the workweek ended nearest November 15, 1948. This compared with a total of 583 employees reported for the week of November 15, 1939.

These preliminary figures have been derived from a Census report on Newton County, Missouri, which also includes data for the city of Neosho and the part of the city of Joplin located in Newton County. Final figures, superseding the preliminary data for Newton County, will be included in a Bulletin for the State of Missouri to be issued in several months. Similar data will be made available this year in preliminary and final form for each of the counties and States. A single copy of the preliminary release for Newton County as well as an order blank for other area releases may be obtained by writing to the Bureau of the Census, Washington 25, D. C.

Table 1.—CENSUS OF BUSINESS PRELIMINARY RESULTS FOR 1948, BY TRADE GROUP
NEWTON COUNTY, MO.

| Trade group and kind of business | Number of establishments | 1948 sales and receipts (Thousand dollars) | Active proprietors of unincorporated businesses Nov. 1948 | Paid employees, workweek ended nearest Nov. 15, 1948 | |
|---|--------------------------|---|--|--|-------------------------|
| | | | | Total employees ¹ | Full workweek employees |
| RETAIL TRADE, total..... | 401 | 14,773 | 403 | 674 | 549 |
| Food group..... | 98 | 3,240 | 105 | 70 | 44 |
| Eating and drinking places..... | 60 | 813 | 57 | 149 | 99 |
| General merchandise grp, general stores..... | 14 | 1,063 | 14 | 73 | 45 |
| Furniture-home furnishings-appliance grp..... | 11 | 457 | 9 | 36 | 34 |
| Automotive group..... | 25 | 2,700 | 24 | 97 | 94 |
| Gasoline service stations..... | 79 | 1,168 | 85 | 39 | 34 |
| Lumber-building-hardware group..... | 27 | 1,404 | 21 | 69 | 67 |
| Drug and proprietary stores..... | 9 | 329 | 9 | 35 | 30 |
| All other retail stores..... | 78 | 3,599 | 79 | 106 | 102 |
| WHOLESALE TRADE, total..... | 34 | 7,033 | 39 | 113 | x |
| Merchant wholesalers..... | 19 | 4,749 | 26 | 91 | x |
| Other types of wholesale..... | 15 | 2,284 | 13 | 22 | x |
| SELECTED SERVICE TRADES, 2/total..... | 86 | 500 | 93 | 72 | 66 |
| Personal services..... | 44 | 260 | 47 | 47 | 47 |
| All other service trades..... | 42 | 240 | 46 | 25 | 19 |
| TOURIST COURTS AND CAMPS..... | 12 | 39 | 13 | 5 | 2 |
| AMUSEMENTS..... | 10 | 157 | 9 | 37 | x |

x Not available.

1/ Includes employees paid for less than the full workweek.

2/ See General Description on last page for changes from the 1939 Census of Business in the coverage of Service Trades.

Table 2.—CENSUS OF BUSINESS PRELIMINARY RESULTS FOR 1948 FOR CITIES OF 2,500 INHABITANTS OR MORE

NEWTON COUNTY, MO.

(Data omitted for trade groups where necessary to avoid disclosure)

| City and trade group ¹ | Number of establishments | 1948 sales and receipts (Thousand dollars) | Active proprietors of unincorporated businesses Nov. 1948 | Paid employees, workweek ended nearest Nov. 15, 1948 | |
|------------------------------------|-------------------------------------|---|--|--|-------------------------|
| | | | | Total employees ² | Full workweek employees |
| Joplin: (part) | | | | | |
| Retail trade..... | 14 | 361 | 13 | 25 | 11 |
| Selected service trades... | Included with "Remainder of county" | | | | |
| Neosho: | | | | | |
| Retail trade..... | 160 | 8,953 | 149 | 481 | 410 |
| Wholesale trade..... | 27 | 6,453 | 27 | 97 | x |
| Selected service trades... | 47 | 337 | 52 | 61 | 57 |
| Tourist courts and camps.. | 7 | 23 | 7 | 3 | - |
| Remainder of county: ^{3/} | | | | | |
| Retail trade..... | 227 | 5,459 | 241 | 168 | 128 |
| Wholesale trade..... | 7 | 580 | 12 | 16 | x |
| Selected service trades... | 39 | 163 | 41 | 11 | 9 |
| Tourist courts and camps.. | 5 | 16 | 6 | 2 | 2 |

x Not available.

^{1/} See General Description on this page for changes from the 1939 Census of Business in the coverage of Service Trades.

^{2/} Includes employees paid for less than the full workweek.

^{3/} Except as indicated above, includes figures for establishments, other than wholesale not located in cities of 2,500 inhabitants or more, and wholesale establishments not located in cities of 5,000 inhabitants or more.

GENERAL DESCRIPTION OF PRELIMINARY RELEASES FOR THE 1948 CENSUS OF BUSINESS

This series of releases, of which one is planned for each county in the United States, presents preliminary results of the 1948 Census of Business. The information is based on reports submitted by business establishments for that Census. The figures shown are preliminary, and are subject to revision in the final Census publications, but the changes are expected to be relatively minor with respect to coverage. The final Census figures will be issued in a series of Business Census bulletins which will show additional detailed kind-of-business information for all places where there are a sufficient number of establishments.

The 1948 Census of Business was taken under the provision of the Act of June 19, 1948, which provides that the Business Census be taken for 1948 and for each fifth year thereafter. Previous Business Censuses were taken for the years 1929, 1933, 1935, and 1939.

Scope of the Census.—The 1948 Census of Business covered all establishments in the following trades, as defined by the Standard Industrial Classification Manual, May 1949 issue, of the Executive Office of the President: all retail trades; all wholesale trades; all service trades in the following four groups—personal services, business services, automobile repairs and services, and miscellaneous repair services; hotels; tourist courts and camps; and amusements, including motion picture theaters. Some important services not covered are radio broadcasting and television, medical and health, legal, educational, nonprofit, accounting, and domestic services.

This coverage is similar to that of the 1939 Business Census. However, "custom trades" and "services incidental to transportation," which are no longer included in the standard classification of the service trades, are not covered by the 1948 Census. In a number of localities, these exclusions as well as other changes in the standard classification may have

a considerable effect in comparing 1948 with 1939 data, particularly with respect to establishment count.

Establishment definition.—For Census purposes, a business establishment is defined to include only enterprises conducted from a recognizable place of business, provided that the annual sales were in excess of \$5,000 for a wholesale trade establishment and \$500 for establishments in other trades. A detailed analysis of coverage will be provided in future Census of Business publications.

"Number of establishments" is the number of separate business locations, rather than the number of business companies or organizations, since the Census figures represent information reported separately for each business location or establishment. The establishment count reflects the number of places in business at the end of 1948 excluding administrative and executive offices of multiunit organizations, and "chain store" warehouses.

Sales and receipts.—"1948 sales and receipts" represents sales of merchandise and receipts from repairs and other services to customers. The figures reflect deductions for returned goods and allowances, but not for trade-in allowances; they exclude sales and excise taxes collected from customers and paid directly to any taxing agency.

Proprietors.—"Active proprietors..." represents owners and partners of unincorporated businesses who devoted the major portion of their time to the business in November 1948.

Employment.—"Number of paid employees..." represents all employees on the pay roll for the pay period ending nearest November 15, 1948. "Full workweek" employees, whether regular or seasonal, are those who in the November 15 pay period were paid for working at least the number of hours typically worked in a week by employees of the reporting establishment.

1948 CENSUS OF BUSINESS

RETAIL, WHOLESALE, SERVICE TRADES

U. S. DEPARTMENT OF COMMERCE
BUREAU OF THE CENSUS

PRELIMINARY

For Release April 24, 1950

Release Series BC-1P-24-074

NODAWAY COUNTY, MO.

Retail, wholesale, and service establishments located in Nodaway County, Missouri, showed a substantial expansion in dollar volume of trade from 1939 to 1948 according to preliminary figures from the 1948 Census of Business released today by the Bureau of the Census, U. S. Department of Commerce.

Retail sales in the county during 1948 aggregated \$18.1 million, an increase of 218 percent over the \$5.7 million in 1939, when the preceding Census of Business was taken. Wholesale sales in the county reached a total of \$9.6 million in 1948 as compared with \$2.3 million in 1939. The service trades included in the Census of Business recorded receipts totaling \$639,000 in 1948 compared with \$213,000 in 1939.

Employment in the county also rose over the 9-year period between 1939 and 1948 for the above trades. Establishments in these trades reported a combined total of 1,103 paid employees for the workweek ended nearest November 15, 1948. This compared with a total of 757 employees reported for the week of November 15, 1939.

These preliminary figures have been derived from a Census report on Nodaway County, Missouri, which also includes data for the city of Maryville. Final figures, superseding the preliminary data for Nodaway County, will be included in a Bulletin for the State of Missouri to be issued in several months. Similar data will be made available this year in preliminary and final form for each of the counties and States. A single copy of the preliminary release for Nodaway County as well as an order blank for other area releases may be obtained by writing to the Bureau of the Census, Washington 25 D. C.

Table 1.—CENSUS OF BUSINESS PRELIMINARY RESULTS FOR 1948, BY TRADE GROUP
NODAWAY COUNTY, MO.

| Trade group and kind of business | Number of establishments | 1948 sales and receipts (Thousand dollars) | Active proprietors of unincorporated businesses Nov. 1948 | Paid employees, workweek ended nearest Nov. 15, 1948 | |
|---|--------------------------|---|--|--|-------------------------|
| | | | | Total employees ¹ | Full workweek employees |
| RETAIL TRADE, total..... | 315 | 18,093 | 314 | 904 | 721 |
| Food group..... | 67 | 3,656 | 67 | 125 | 101 |
| Eating and drinking places..... | 49 | 856 | 48 | 138 | 95 |
| General merchandise grp, general stores. | 6 | 1,436 | 2 | 117 | 84 |
| Apparel group..... | 14 | 668 | 16 | 34 | 28 |
| Furniture-home furnishings-appliance grp. | 14 | 1,283 | 11 | 70 | 66 |
| Automotive group..... | 18 | 3,396 | 24 | 120 | 116 |
| Gasoline service stations..... | 46 | 1,339 | 49 | 53 | 37 |
| Lumber-building-hardware group..... | 42 | 2,961 | 33 | 136 | 117 |
| Drug and proprietary stores..... | 15 | 501 | 15 | 45 | 34 |
| All other retail stores..... | 44 | 1,997 | 49 | 66 | 43 |
| WHOLESALE TRADE, total..... | 53 | 9,642 | 49 | 119 | x |
| Merchant wholesalers..... | 14 | 2,194 | 16 | 51 | x |
| Petroleum bulk plants, terminals..... | 22 | 2,022 | 23 | 29 | x |
| Other types of wholesale..... | 17 | 5,426 | 10 | 39 | x |
| SELECTED SERVICE TRADES, ² /total..... | 91 | 639 | 100 | 80 | 70 |
| Personal services..... | 50 | 447 | 55 | 66 | 57 |
| All other service trades..... | 41 | 192 | 45 | 14 | 13 |
| AMUSEMENTS..... | 19 | 177 | 12 | 26 | x |

x Not available.

1/ Includes employees paid for less than the full workweek.

2/ See General Description on last page for changes from the 1939 Census of Business in the coverage of Service Trades.

Table 2.—CENSUS OF BUSINESS PRELIMINARY RESULTS FOR 1948 FOR CITIES OF 2,500 INHABITANTS OR MORE
NODAWAY COUNTY, MO.

(Data omitted for trade groups where necessary to avoid disclosure)

| City and trade group ¹ | Number of establishments | 1948 sales and receipts (Thousand dollars) | Active proprietors of unincorporated businesses Nov. 1948 | Paid employees, workweek ended nearest Nov. 15, 1948 | |
|-----------------------------------|--------------------------|---|--|--|-------------------------|
| | | | | Total employees ² | Full workweek employees |
| Maryville: | | | | | |
| Retail trade..... | 141 | 12,277 | 134 | 666 | 544 |
| Wholesale trade..... | 34 | 5,130 | 29 | 97 | x |
| Selected service trades.... | 39 | 467 | 44 | 75 | 66 |
| Remainder of county: | | | | | |
| Retail trade..... | 174 | 5,816 | 180 | 238 | 177 |
| Wholesale trade..... | 19 | 4,512 | 20 | 22 | x |
| Selected service trades.... | 52 | 172 | 56 | 5 | 4 |

x Not available.

1/ See General Description on this page for changes from the 1939 Census of Business in the coverage of Service Trades.

2/ Includes employees paid for less than the full workweek.

GENERAL DESCRIPTION OF PRELIMINARY RELEASES FOR THE 1948 CENSUS OF BUSINESS

This series of releases, of which one is planned for each county in the United States, presents preliminary results of the 1948 Census of Business. The information is based on reports submitted by business establishments for that Census. The figures shown are preliminary, and are subject to revision in the final Census publications, but the changes are expected to be relatively minor with respect to coverage. The final Census figures will be issued in a series of Business Census bulletins which will show additional detailed kind-of-business information for all places where there are a sufficient number of establishments.

The 1948 Census of Business was taken under the provision of the Act of June 19, 1948, which provides that the Business Census be taken for 1948 and for each fifth year thereafter. Previous Business Censuses were taken for the years 1929, 1933, 1935, and 1939.

Scope of the Census.—The 1948 Census of Business covered all establishments in the following trades, as defined by the Standard Industrial Classification Manual, May 1949 issue, of the Executive Office of the President: all retail trades; all wholesale trades; all service trades in the following four groups—personal services, business services, automobile repairs and services, and miscellaneous repair services; hotels; tourist courts and camps; and amusements, including motion picture theaters. Some important services not covered are radio broadcasting and television, medical and health, legal, educational, nonprofit, accounting, and domestic services.

This coverage is similar to that of the 1939 Business Census. However, "custom trades" and "services incidental to transportation," which are no longer included in the standard classification of the service trades, are not covered by the 1948 Census. In a number of localities, these exclusions as well as other changes in the standard classification may have

a considerable effect in comparing 1948 with 1939 data, particularly with respect to establishment count.

Establishment definition.—For Census purposes, a business establishment is defined to include only enterprises conducted from a recognizable place of business, provided that the annual sales were in excess of \$5,000 for a wholesale trade establishment and \$500 for establishments in other trades. A detailed analysis of coverage will be provided in future Census of Business publications.

"Number of establishments" is the number of separate business locations, rather than the number of business companies or organizations, since the Census figures represent information reported separately for each business location or establishment. The establishment count reflects the number of places in business at the end of 1948 excluding administrative and executive offices of multiunit organizations, and "chain store" warehouses.

Sales and receipts.—"1948 sales and receipts" represents sales of merchandise and receipts from repairs and other services to customers. The figures reflect deductions for returned goods and allowances, but not for trade-in allowances; they exclude sales and excise taxes collected from customers and paid directly to any taxing agency.

Proprietors.—"Active proprietors..." represents owners and partners of unincorporated businesses who devoted the major portion of their time to the business in November 1948.

Employment.—"Number of paid employees..." represents all employees on the pay roll for the pay period ending nearest November 15, 1948. "Full workweek" employees, whether regular or seasonal, are those who in the November 15 pay period were paid for working at least the number of hours typically worked in a week by employees of the reporting establishment.

1948 CENSUS OF BUSINESS

RETAIL, WHOLESALE, SERVICE TRADES

U. S. DEPARTMENT OF COMMERCE
BUREAU OF THE CENSUS

PRELIMINARY

For Release April 24, 1950

Release Series BC-1P-24-075

OREGON COUNTY, MO.

Retail, wholesale, and service establishments located in Oregon County, Missouri, shown a substantial expansion in dollar volume of trade from 1939 to 1948 according to preliminary figures from the 1948 Census of Business released today by the Bureau of the Census, U. S. Department Commerce.

Retail sales in the county during 1948 aggregated \$4.6 million, an increase of 229 percent over the \$1.4 million in 1939, when the preceding Census of Business was taken. Wholesale sales in the county reached a total of \$1.4 million in 1948 as compared with \$0.4 million in 1939. The service trades included in the Census of Business recorded receipts totaling \$167,000 in 1948 compared with \$39,000 in 1939.

Employment in the county also rose over the 9-year period between 1939 and 1948 for the above trades. Establishments in these trades reported a combined total of 201 paid employees for the workweek ended nearest November 15, 1948. This compared with a total of 131 employees reported for the week of November 15, 1939.

These preliminary figures have been derived from a Census report on Oregon County, Missouri. Final figures, superseding the preliminary data for Oregon County, will be included in a Bulletin for the State of Missouri to be issued in several months. Similar data will be made available this year in preliminary and final form for each of the Counties and States. A single copy of the preliminary release for Oregon County as well as an order blank for other area releases may be obtained by writing to the Bureau of the Census, Washington 25, D. C.

Table 1.—CENSUS OF BUSINESS PRELIMINARY RESULTS FOR 1948, BY TRADE GROUP
OREGON COUNTY, MO.

| Trade group and kind of business | Number of establishments | 1948 sales and receipts (Thousand dollars) | Active proprietors of unincorporated businesses Nov. 1948 | Paid employees, workweek ended nearest Nov. 15, 1948 | |
|---|--------------------------|---|--|--|-------------------------|
| | | | | Total employees ¹ | Full workweek employees |
| RETAIL TRADE, total..... | 140 | 4,613 | 138 | 164 | 117 |
| Food group..... | 37 | 705 | 35 | 25 | 13 |
| Eating and drinking places..... | 18 | 115 | 17 | 13 | 4 |
| Gasoline service stations..... | 14 | 297 | 16 | 5 | 4 |
| All other retail stores..... | 71 | 3,496 | 70 | 121 | 96 |
| WHOLESALE TRADE..... | 8 | 1,429 | 10 | 16 | x |
| SELECTED SERVICE TRADES ² /..... | 26 | 167 | 28 | 21 | 16 |

x Not available.

¹/ Includes employees paid for less than the full workweek.

²/ See General Description on last page for changes from the 1939 Census of Business in the coverage of Service Trades.

GENERAL DESCRIPTION OF PRELIMINARY RELEASES FOR THE 1948 CENSUS OF BUSINESS

This series of releases, of which one is planned for each county in the United States, presents preliminary results of the 1948 Census of Business. The information is based on reports submitted by business establishments for that Census. The figures shown are preliminary, and are subject to revision in the final Census publications, but the changes are expected to be relatively minor with respect to coverage. The final Census figures will be issued in a series of Business Census bulletins which will show additional detailed kind-of-business information for all places where there are a sufficient number of establishments.

The 1948 Census of Business was taken under the provision of the Act of June 19, 1948, which provides that the Business Census be taken for 1948 and for each fifth year thereafter. Previous Business Censuses were taken for the years 1929, 1933, 1935, and 1939.

Scope of the Census.—The 1948 Census of Business covered all establishments in the following trades, as defined by the Standard Industrial Classification Manual, May 1949 issue, of the Executive Office of the President: all retail trades; all wholesale trades; all service trades in the following four groups—personal services, business services, automobile repairs and services, and miscellaneous repair services; hotels; tourist courts and camps; and amusements, including motion picture theaters. Some important services not covered are radio broadcasting and television, medical and health, legal, educational, nonprofit, accounting, and domestic services.

This coverage is similar to that of the 1939 Business Census. However, "custom trades" and "services incidental to transportation," which are no longer included in the standard classification of the service trades, are not covered by the 1948 Census. In a number of localities, these exclusions as well as other changes in the standard classification may have a considerable effect in comparing

1948 with 1939 data, particularly with respect to establishment count.

Establishment definition.—For Census purposes, a business establishment is defined to include only enterprises conducted from a recognizable place of business, provided that the annual sales were in excess of \$5,000 for a wholesale trade establishment and \$500 for establishments in other trades. A detailed analysis of coverage will be provided in future Census of Business publications.

"Number of establishments" is the number of separate business locations, rather than the number of business companies or organizations, since the Census figures represent information reported separately for each business location or establishment. The establishment count reflects the number of places in business at the end of 1948 excluding administrative and executive offices of multiunit organizations, and "chain store" warehouses.

Sales and receipts.—"1948 sales and receipts" represents sales of merchandise and receipts from repairs and other services to customers. The figures reflect deductions for returned goods and allowances, but not for trade-in allowances; they exclude sales and excise taxes collected from customers and paid directly to any taxing agency.

Proprietors.—"Active proprietors..." represents owners and partners of unincorporated businesses who devoted the major portion of their time to the business in November 1948.

Employment.—"Number of paid employees..." represents all employees on the pay roll for the pay period ending nearest November 15, 1948. "Full workweek" employees, whether regular or seasonal, are those who in the November 15 pay period were paid for working at least the number of hours typically worked in a week by employees of the reporting establishment.

1948 CENSUS OF BUSINESS

RETAIL, WHOLESALE, SERVICE TRADES

U. S. DEPARTMENT OF COMMERCE
BUREAU OF THE CENSUS

PRELIMINARY

For Release April 24, 1950

Release Series BC-1P-24-076

OSAGE COUNTY, MO.

Retail, wholesale, and service establishments located in Osage County, Missouri, showed a substantial expansion in dollar volume of trade from 1939 to 1948 according to preliminary figures from the 1948 Census of Business released today by the Bureau of the Census, U. S. Department of Commerce.

Retail sales in the county during 1948 aggregated \$5.4 million, an increase of 391 percent over the \$1.1 million in 1939, when the preceding Census of Business was taken. Wholesale sales in the county reached a total of \$1.0 million in 1948 as compared with \$0.2 million in 1939. The service trades included in the Census of Business recorded receipts totaling \$144,000 in 1948 compared with \$34,000 in 1939.

Employment in the county also rose over the 9-year period between 1939 and 1948 for the above trades. Establishments in these trades reported a combined total of 204 paid employees for the workweek ended nearest November 15, 1948. This compared with a total of 105 employees reported for the week of November 15, 1939.

These preliminary figures have been derived from a Census report on Osage County, Missouri. Final figures, superseding the preliminary data for Osage County, will be included in a Bulletin for the State of Missouri to be issued in several months. Similar data will be made available this year in preliminary and final form for each of the counties and States. A single copy of the preliminary release for Osage County as well as an order blank for other area releases may be obtained by writing to the Bureau of the Census, Washington 25, D. C.

Table 1.—CENSUS OF BUSINESS PRELIMINARY RESULTS FOR 1948, BY TRADE GROUP
OSAGE COUNTY, MO.

| Trade group and kind of business | Number of establishments | 1948 sales and receipts (Thousand dollars) | Active proprietors of unincorporated businesses Nov. 1948 | Paid employees, workweek ended nearest Nov. 15, 1948 | |
|---|--------------------------|---|--|--|-------------------------|
| | | | | Total employees ¹ | Full workweek employees |
| RETAIL TRADE, total..... | 151 | 5,416 | 171 | 182 | 135 |
| Food group..... | 26 | 855 | 27 | 20 | 19 |
| Eating and drinking places..... | 25 | 333 | 27 | 22 | 15 |
| General merchandise grp, general stores | 24 | 497 | 27 | 8 | 5 |
| Furniture-home furnishgs-appliance grp. | 11 | 239 | 12 | 9 | 5 |
| Gasoline service stations..... | 18 | 244 | 19 | 9 | 5 |
| Lumber-building-hardware group..... | 9 | 466 | 11 | 18 | 11 |
| Drug and proprietary stores..... | 5 | 91 | 4 | 7 | 4 |
| All other retail stores..... | 33 | 2,691 | 44 | 89 | 71 |
| WHOLESALE TRADE..... | 13 | 1,011 | 10 | 15 | x |
| SELECTED SERVICE TRADES, ^{2/} total..... | 34 | 144 | 40 | 7 | 5 |
| Personal services..... | 23 | 86 | 26 | 7 | 5 |
| All other service trades..... | 11 | 58 | 14 | - | - |

x Not available

^{1/} Includes employees paid for less than the full workweek.

^{2/} See General Description on last page for changes from the 1939 Census of Business in the coverage of Service Trades.

GENERAL DESCRIPTION OF PRELIMINARY RELEASES FOR THE 1948 CENSUS OF BUSINESS

This series of releases, of which one is planned for each county in the United States, presents preliminary results of the 1948 Census of Business. The information is based on reports submitted by business establishments for that Census. The figures shown are preliminary, and are subject to revision in the final Census publications, but the changes are expected to be relatively minor with respect to coverage. The final Census figures will be issued in a series of Business Census bulletins which will show additional detailed kind-of-business information for all places where there are a sufficient number of establishments.

The 1948 Census of Business was taken under the provision of the Act of June 19, 1948, which provides that the Business Census be taken for 1948 and for each fifth year thereafter. Previous Business Censuses were taken for the years 1929, 1933, 1935, and 1939.

Scope of the Census.—The 1948 Census of Business covered all establishments in the following trades, as defined by the Standard Industrial Classification Manual, May 1949 issue, of the Executive Office of the President: all retail trades; all wholesale trades; all service trades in the following four groups—personal services, business services, automobile repairs and services, and miscellaneous repair services; hotels; tourist courts and camps; and amusements, including motion picture theaters. Some important services not covered are radio broadcasting and television, medical and health, legal, educational, nonprofit, accounting, and domestic services.

This coverage is similar to that of the 1939 Business Census. However, "custom trades" and "services incidental to transportation," which are no longer included in the standard classification of the service trades, are not covered by the 1948 Census. In a number of localities, these exclusions as well as other changes in the standard classification may have a considerable effect in comparing

1948 with 1939 data, particularly with respect to establishment count.

Establishment definition.—For Census purposes, a business establishment is defined to include only enterprises conducted from a recognizable place of business, provided that the annual sales were in excess of \$5,000 for a wholesale trade establishment and \$500 for establishments in other trades. A detailed analysis of coverage will be provided in future Census of Business publications.

"Number of establishments" is the number of separate business locations, rather than the number of business companies or organizations, since the Census figures represent information reported separately for each business location or establishment. The establishment count reflects the number of places in business at the end of 1948 excluding administrative and executive offices of multiunit organizations, and "chain store" warehouses.

Sales and receipts.—"1948 sales and receipts" represents sales of merchandise and receipts from repairs and other services to customers. The figures reflect deductions for returned goods and allowances, but not for trade-in allowances; they exclude sales and excise taxes collected from customers and paid directly to any taxing agency.

Proprietors.—"Active proprietors..." represents owners and partners of unincorporated businesses who devoted the major portion of their time to the business in November 1948.

Employment.—"Number of paid employees..." represents all employees on the pay roll for the pay period ending nearest November 15, 1948. "Full workweek" employees, whether regular or seasonal, are those who in the November 15 pay period were paid for working at least the number of hours typically worked in a week by employees of the reporting establishment.

1948 CENSUS OF BUSINESS

RETAIL, WHOLESALE, SERVICE TRADES

U. S. DEPARTMENT OF COMMERCE
BUREAU OF THE CENSUS

PRELIMINARY

For Release May 1, 1950

Release Series BC-1P-24-077

OZARK COUNTY, MO.

Retail and service establishments located in Ozark County, Missouri, showed a substantial expansion in dollar volume of trade from 1939 to 1948 according to preliminary figures from the 1948 Census of Business released today by the Bureau of the Census, U. S. Department of Commerce.

Retail sales in the county during 1948 aggregated \$2.2 million, an increase of 340 percent over the \$0.5 million in 1939, when the preceding Census of Business was taken. The service trades included in the Census of Business recorded receipts totaling \$61,000 in 1948 compared with \$3,000 in 1939.

Employment in the county also rose over the 9-year period between 1939 and 1948 for the above trades. Establishments in these trades reported a combined total of 64 paid employees for the workweek ended nearest November 15, 1948. This compared with a total of 22 employees reported for the week of November 15, 1939.

These preliminary figures have been derived from a Census report on Ozark County, Missouri. Final figures, superseding the preliminary data for Ozark County, will be included in a Bulletin for the State of Missouri to be issued in several months. Similar data will be made available this year in preliminary and final form for each of the counties and States. A single copy of the preliminary release for Ozark County as well as an order blank for other area releases may be obtained by writing to the Bureau of the Census, Washington 25, D. C.

Table 1.—CENSUS OF BUSINESS PRELIMINARY RESULTS FOR 1948, BY TRADE GROUP

OZARK COUNTY, MO.

| Trade group and kind of business | Number of establishments | 1948 sales and receipts (Thousand dollars) | Active proprietors of unincorporated businesses Nov. 1948 | Paid employees, workweek ended nearest Nov. 15, 1948 | |
|---|--------------------------|---|--|--|-------------------------|
| | | | | Total employees ¹ | Full workweek employees |
| RETAIL TRADE, total..... | 116 | 2,246 | 124 | 57 | 34 |
| Food group..... | 15 | 171 | 15 | 4 | 3 |
| Eating and drinking places..... | 6 | 31 | 6 | 10 | 5 |
| Gasoline service stations..... | 17 | 198 | 18 | 4 | 2 |
| All other retail stores..... | 78 | 1,846 | 85 | 39 | 24 |
| SELECTED SERVICE TRADES, ² /total..... | 16 | 61 | 15 | 7 | 7 |
| Personal services..... | 8 | 30 | 8 | 5 | 5 |
| All other service trades..... | 8 | 31 | 7 | 2 | 2 |
| AMUSEMENTS..... | 6 | 23 | 2 | 1 | x |

¹/ Includes employees paid for less than the full workweek.

²/ See General Description on last page for changes from the 1939 Census of Business in the coverage of Service Trades.

GENERAL DESCRIPTION OF PRELIMINARY RELEASES FOR THE 1948 CENSUS OF BUSINESS

This series of releases, of which one is planned for each county in the United States, presents preliminary results of the 1948 Census of Business. The information is based on reports submitted by business establishments for that Census. The figures shown are preliminary, and are subject to revision in the final Census publications, but the changes are expected to be relatively minor with respect to coverage. The final Census figures will be issued in a series of Business Census bulletins which will show additional detailed kind-of-business information for all places where there are a sufficient number of establishments.

The 1948 Census of Business was taken under the provision of the Act of June 19, 1948, which provides that the Business Census be taken for 1948 and for each fifth year thereafter. Previous Business Censuses were taken for the years 1929, 1933, 1935, and 1939.

Scope of the Census.—The 1948 Census of Business covered all establishments in the following trades, as defined by the Standard Industrial Classification Manual, May 1949 issue, of the Executive Office of the President: all retail trades; all wholesale trades; all service trades in the following four groups—personal services, business services, automobile repairs and services, and miscellaneous repair services; hotels; tourist courts and camps; and amusements, including motion picture theaters. Some important services not covered are radio broadcasting and television, medical and health, legal, educational, nonprofit, accounting, and domestic services.

This coverage is similar to that of the 1939 Business Census. However, "custom trades" and "services incidental to transportation," which are no longer included in the standard classification of the service trades, are not covered by the 1948 Census. In a number of localities, these exclusions as well as other changes in the standard classification may have a considerable effect in comparing

1948 with 1939 data, particularly with respect to establishment count.

Establishment definition.—For Census purposes, a business establishment is defined to include only enterprises conducted from a recognizable place of business, provided that the annual sales were in excess of \$5,000 for a wholesale trade establishment and \$500 for establishments in other trades. A detailed analysis of coverage will be provided in future Census of Business publications.

"Number of establishments" is the number of separate business locations, rather than the number of business companies or organizations, since the Census figures represent information reported separately for each business location or establishment. The establishment count reflects the number of places in business at the end of 1948 excluding administrative and executive offices of multiunit organizations, and "chain store" warehouses.

Sales and receipts.—"1948 sales and receipts" represents sales of merchandise and receipts from repairs and other services to customers. The figures reflect deductions for returned goods and allowances, but not for trade-in allowances; they exclude sales and excise taxes collected from customers and paid directly to any taxing agency.

Proprietors.—"Active proprietors..." represents owners and partners of unincorporated businesses who devoted the major portion of their time to the business in November 1948.

Employment.—"Number of paid employees..." represents all employees on the pay roll for the pay period ending nearest November 15, 1948. "Full workweek" employees, whether regular or seasonal, are those who in the November 15 pay period were paid for working at least the number of hours typically worked in a week by employees of the reporting establishment.

1948 CENSUS OF BUSINESS

RETAIL, WHOLESALE, SERVICE TRADES

U. S. DEPARTMENT OF COMMERCE
BUREAU OF THE CENSUS

PRELIMINARY

For Release April 27, 1950

Release Series BC-1P-24-073

PEMISCOT COUNTY, MO.

Retail, wholesale, and service establishments located in Pemiscot County, Missouri, showed a substantial expansion in dollar volume of trade from 1939 to 1948 according to preliminary figures from the 1948 Census of Business released today by the Bureau of the Census, U. S. Department of Commerce.

Retail sales in the county during 1948 aggregated \$22.5 million, an increase of 200 percent over the \$7.5 million in 1939, when the preceding Census of Business was taken. Wholesale sales in the county reached a total of \$6.4 million in 1948 as compared with \$2.1 million in 1939. The service trades included in the Census of Business recorded receipts totaling \$534,000 in 1948 compared with \$250,000 in 1939.

Employment in the county also rose over the 9-year period between 1939 and 1948 for the above trades. Establishments in these trades reported a combined total of 1,251 paid employees for the workweek ended nearest November 15, 1948. This compared with a total of 1,046 employees reported for the week of November 15, 1939.

These preliminary figures have been derived from a Census report on Pemiscot County, Missouri, which also includes data for the cities of Caruthersville and Hayti. Final figures, superseding the preliminary data for Pemiscot County, will be included in a Bulletin for the State of Missouri to be issued in several months. Similar data will be made available this year in preliminary and final form for each of the counties and States. A single copy of the preliminary release for Pemiscot County as well as an order blank for other area releases may be obtained by writing to the Bureau of the Census, Washington 25, D. C.

Table 1.—CENSUS OF BUSINESS PRELIMINARY RESULTS FOR 1948, BY TRADE GROUP

PEMISCOT COUNTY, MO.

| Trade group and kind of business | Number of establishments | 1948 sales and receipts (Thousand dollars) | Active proprietors of unincorporated businesses Nov. 1948 | Paid employees, workweek ended nearest Nov. 15, 1948 | |
|---|--------------------------|---|--|--|-------------------------|
| | | | | Total employees ¹ | Full workweek employees |
| RETAIL TRADE, total..... | 487 | 22,470 | 482 | 1,060 | 862 |
| Food group..... | 181 | 5,739 | 176 | 151 | 112 |
| Eating and drinking places..... | 78 | 1,547 | 77 | 157 | 142 |
| General merchandise grp, general stores. | 29 | 2,309 | 23 | 126 | 72 |
| Apparel group..... | 25 | 1,751 | 28 | 126 | 94 |
| Furniture-home furnishings-appliance grp. | 22 | 1,153 | 26 | 40 | 37 |
| Automotive group..... | 23 | 4,036 | 21 | 156 | 142 |
| Gasoline service stations..... | 55 | 1,458 | 50 | 90 | 76 |
| Lumber-building-hardware group..... | 27 | 2,774 | 31 | 111 | 105 |
| Drug and proprietary stores..... | 21 | 836 | 22 | 84 | 44 |
| All other retail stores..... | 26 | 867 | 28 | 39 | 34 |
| WHOLESALE TRADE, total..... | 25 | 6,444 | 19 | 113 | 7 |
| Merchant wholesalers..... | 3 | 2,704 | 6 | 52 | 2 |
| Other types of wholesale..... | 17 | 3,740 | 13 | 61 | 5 |
| SELECTED SERVICE TRADES, ² /total..... | 82 | 534 | 84 | 78 | 60 |
| Personal services..... | 49 | 355 | 51 | 55 | 46 |
| All other service trades..... | 33 | 179 | 33 | 23 | 14 |
| AMUSEMENTS..... | 13 | 386 | 15 | 63 | 8 |

x Not available.

1/ Includes employees paid for less than the full workweek.

2/ See General Description on last page for changes from the 1939 Census of Business in the coverage of Service Trades.

Table 2.—CENSUS OF BUSINESS PRELIMINARY RESULTS FOR 1948 FOR CITIES OF 2,500 INHABITANTS OR MORE

PEMISCOT COUNTY, MO.

(Data omitted for trade groups where necessary to avoid disclosure)

| City and trade group ¹ | Number of establishments | 1948 sales and receipts (Thousand dollars) | Active proprietors of unincorporated businesses Nov. 1948 | Paid employees, workweek ended nearest Nov. 15, 1948 | |
|--|--------------------------|---|--|--|-------------------------|
| | | | | Total employees ² | Full workweek employees |
| Caruthersville: | | | | | |
| Retail trade..... | 155 | 8,824 | 102 | 420 | 360 |
| Wholesale trade..... | 14 | 4,508 | 11 | 86 | x |
| Selected service trades.... | 25 | 216 | 29 | 35 | 31 |
| Hayti: | | | | | |
| Retail trade..... | 76 | 4,667 | 74 | 253 | 193 |
| Selected service trades.... | 17 | 107 | 15 | 18 | 15 |
| Remainder of county:^{3/} | | | | | |
| Retail trade..... | 256 | 8,979 | 246 | 387 | 309 |
| Wholesale trade..... | 11 | 1,936 | 8 | 27 | x |
| Selected service trades.... | 40 | 211 | 40 | 25 | 22 |
| Amusements..... | 8 | 84 | 6 | 18 | x |

x Not available.

1/ See General Description on this page for changes from the 1939 Census of Business in the coverage of Service Trades.

2/ Includes employees paid for less than the full workweek.

3/ Includes figures for establishments, other than wholesale, not located in cities of 2,500 inhabitants or more, and wholesale establishments not located in cities of 5,000 inhabitants or more.

GENERAL DESCRIPTION OF PRELIMINARY RELEASES FOR THE 1948 CENSUS OF BUSINESS

This series of releases, of which one is planned for each county in the United States, presents preliminary results of the 1948 Census of Business. The information is based on reports submitted by business establishments for that Census. The figures shown are preliminary, and are subject to revision in the final Census publications, but the changes are expected to be relatively minor with respect to coverage. The final Census figures will be issued in a series of Business Census bulletins which will show additional detailed kind-of-business information for all places where there are a sufficient number of establishments.

The 1948 Census of Business was taken under the provision of the Act of June 19, 1948, which provides that the Business Census be taken for 1948 and for each fifth year thereafter. Previous Business Censuses were taken for the years 1929, 1933, 1935, and 1939.

Scope of the Census.—The 1948 Census of Business covered all establishments in the following trades, as defined by the Standard Industrial Classification Manual, May 1949 issue, of the Executive Office of the President: all retail trades; all wholesale trades; all service trades in the following four groups—personal services, business services, automobile repairs and services, and miscellaneous repair services; hotels; tourist courts and camps; and amusements, including motion picture theaters. Some important services not covered are radio broadcasting and television, medical and health, legal, educational, nonprofit, accounting, and domestic services.

This coverage is similar to that of the 1939 Business Census. However, "custom trade" and "services incidental to transportation," which are no longer included in the standard classification of the service trades, are not covered by the 1948 Census. In a number of localities, these exclusions as well as other changes in the standard classification may have

a considerable effect in comparing 1948 with 1939 data, particularly with respect to establishment count.

Establishment definition.—For Census purposes, a business establishment is defined to include only enterprises conducted from a recognizable place of business, provided that the annual sales were in excess of \$5,000 for a wholesale trade establishment and \$500 for establishments in other trades. A detailed analysis of coverage will be provided in future Census of Business publications.

"Number of establishments" is the number of separate business locations, rather than the number of business companies or organizations, since the Census figures represent information reported separately for each business location or establishment. The establishment count reflects the number of places in business at the end of 1948 excluding administrative and executive offices of multiunit organizations, and "chain store" warehouses.

Sales and receipts.—"1948 sales and receipts" represents sales of merchandise and receipts from repairs and other services to customers. The figures reflect deductions for returned goods and allowances, but not for trade-in allowances; they exclude sales and excise taxes collected from customers and paid directly to any taxing agency.

Proprietors.—"Active proprietors..." represents owners and partners of unincorporated businesses who devoted the major portion of their time to the business in November 1948.

Employment.—"Number of paid employees..." represents all employees on the pay roll for the pay period ending nearest November 15, 1948. "Full workweek" employees, whether regular or seasonal, are those who in the November 15 pay period were paid for working at least the number of hours typically worked in a week by employees of the reporting establishment.

1948 CENSUS OF BUSINESS

RETAIL, WHOLESALE, SERVICE TRADES

U. S. DEPARTMENT OF COMMERCE
BUREAU OF THE CENSUS

PRELIMINARY

For Release April 27, 1950

Release Series BC-1P-24-079

PERRY COUNTY, MO.

Retail, wholesale, and service establishments located in Perry County, Missouri, showed a substantial expansion in dollar volume of trade from 1939 to 1948 according to preliminary figures from the 1948 Census of Business released today by the Bureau of the Census, U. S. Department of Commerce.

Retail sales in the county during 1948 aggregated \$9.8 million, an increase of 263 percent over the \$2.7 million in 1939, when the preceding Census of Business was taken. Wholesale sales in the County reached a total of \$1.0 million in 1948 as compared with \$0.4 million in 1939. The service trades included in the Census of Business recorded receipts totaling \$413,000 in 1948 compared with \$113,000 in 1939.

Employment in the county also rose over the 9-year period between 1939 and 1948 for the above trades. Establishments in these trades reported a combined total of 590 paid employees for the workweek ended nearest November 15, 1948. This compared with a total of 298 employees reported for the week of November 15, 1939.

These preliminary figures have been derived from a Census report on Perry County, Missouri, which also includes data for the city of Perryville. Final figures, superseding the preliminary data for Perry County, will be included in a Bulletin for the State of Missouri to be issued in several months. Similar data will be made available this year in preliminary and final form for each of the counties and States. A single copy of the preliminary release for Perry County as well as an order blank for other area releases may be obtained by writing to the Bureau of the Census, Washington 25, D. C.

Table 1.—CENSUS OF BUSINESS PRELIMINARY RESULTS FOR 1948, BY TRADE GROUP
PERRY COUNTY, MO.

| Trade group and kind of business | Number of establishments | 1948 sales and receipts (Thousand dollars) | Active proprietors of unincorporated businesses Nov. 1948 | Paid employees, workweek ended nearest Nov. 15, 1948 | |
|---|--------------------------|---|--|--|-------------------------|
| | | | | Total employees ¹ | Full workweek employees |
| RETAIL TRADE, total..... | 166 | 9,817 | 171 | 526 | 343 |
| Food group..... | 30 | 1,424 | 34 | 51 | 29 |
| Eating and drinking places..... | 41 | 914 | 44 | 102 | 59 |
| Furniture-home furnishings-appliance grp. | 7 | 356 | 8 | 11 | 10 |
| Automotive group..... | 12 | 1,142 | 10 | 49 | 49 |
| Gasoline service stations..... | 24 | 675 | 25 | 35 | 24 |
| Lumber-building-hardware group..... | 16 | 1,707 | 20 | 121 | 67 |
| All other retail stores..... | 36 | 3,599 | 30 | 157 | 105 |
| WHOLESALE TRADE..... | 11 | 1,036 | 10 | 15 | x |
| SELECTED SERVICE TRADES, ² /total..... | 45 | 413 | 52 | 49 | 44 |
| Personal services..... | 21 | 162 | 22 | 29 | 24 |
| All other service trades..... | 24 | 251 | 30 | 20 | 20 |

x Not available.

¹/ Includes employees paid for less than the full workweek.

²/ See General Description on last page for changes from the 1939 Census of Business in the coverage of Service Trades.

Table 2.—CENSUS OF BUSINESS PRELIMINARY RESULTS FOR 1948 FOR CITIES OF 2,500 INHABITANTS OR MORE

PERRY COUNTY, MO.

(Data omitted for trade groups where necessary to avoid disclosure)

| City and trade group ¹ | Number of establishments | 1948 sales and receipts (Thousand dollars) | Active proprietors of unincorporated businesses Nov. 1948 | Paid employees, workweek ended nearest Nov. 15, 1948 | |
|-----------------------------------|--------------------------|---|--|--|-------------------------|
| | | | | Total employees ² | Full workweek employees |
| Perryville: | | | | | |
| Retail trade..... | 90 | 7,035 | 97 | 412 | 265 |
| Selected service trades... | 33 | 315 | 37 | 42 | 39 |
| Remainder of county: | | | | | |
| Retail trade..... | 76 | 2,782 | 74 | 114 | 78 |
| Selected service trades... | 12 | 98 | 15 | 7 | 5 |

1/ See General Description on this page for changes from the 1939 Census of Business in the coverage of Service Trades.

2/ Includes employees paid for less than the full workweek.

GENERAL DESCRIPTION OF PRELIMINARY RELEASES FOR THE 1948 CENSUS OF BUSINESS

This series of releases, of which one is planned for each county in the United States, presents preliminary results of the 1948 Census of Business. The information is based on reports submitted by business establishments for that Census. The figures shown are preliminary, and are subject to revision in the final Census publications, but the changes are expected to be relatively minor with respect to coverage. The final Census figures will be issued in a series of Business Census bulletins which will show additional detailed kind-of-business information for all places where there are a sufficient number of establishments.

The 1948 Census of Business was taken under the provision of the Act of June 19, 1948, which provides that the Business Census be taken for 1948 and for each fifth year thereafter. Previous Business Censuses were taken for the years 1929, 1933, 1935, and 1939.

Scope of the Census.—The 1948 Census of Business covered all establishments in the following trades, as defined by the Standard Industrial Classification Manual, May 1949 issue, of the Executive Office of the President: all retail trades; all wholesale trades; all service trades in the following four groups—personal services, business services, automobile repairs and services, and miscellaneous repair services; hotels; tourist courts and camps; and amusements, including motion picture theaters. Some important services not covered are radio broadcasting and television, medical and health, legal, educational, nonprofit, accounting, and domestic services.

This coverage is similar to that of the 1939 Business Census. However, "custom trade" and "services incidental to transportation," which are no longer included in the standard classification of the service trade, are not covered by the 1948 Census. In a number of localities, these exclusions as well as other changes in the standard classification may have

a considerable effect in comparing 1948 with 1939 data, particularly with respect to establishment count.

Establishment definition.—For Census purposes, a business establishment is defined to include only enterprises conducted from a recognizable place of business, provided that the annual sales were in excess of \$5,000 for a wholesale trade establishment and \$500 for establishments in other trades. A detailed analysis of coverage will be provided in future Census of Business publications.

"Number of establishments" is the number of separate business locations, rather than the number of business companies or organizations, since the Census figures represent information reported separately for each business location or establishment. The establishment count reflects the number of places in business at the end of 1948 excluding administrative and executive offices of multiunit organizations, and "chain store" warehouses.

Sales and receipts.—"1948 sales and receipts" represents sales of merchandise and receipts from repairs and other services to customers. The figures reflect deductions for returned goods and allowances, but not for trade-in allowances; they exclude sales and excise taxes collected from customers and paid directly to any taxing agency.

Proprietors.—"Active proprietors..." represents owners and partners of unincorporated businesses who devoted the major portion of their time to the business in November 1948.

Employment.—"Number of paid employees..." represents all employees on the pay roll for the pay period ending nearest November 15, 1948. "Full workweek" employees, whether regular or seasonal, are those who in the November 15 pay period were paid for working at least the number of hours typically worked in a week by employees of the reporting establishment.

1948 CENSUS OF BUSINESS

RETAIL, WHOLESALE, SERVICE TRADES

U. S. DEPARTMENT OF COMMERCE
BUREAU OF THE CENSUS

PRELIMINARY

For Release April 27, 1950

Release Series BC-1P-24-080

PETTIS COUNTY, MO.

Retail, wholesale, and service establishments located in Pettis County, Missouri, showed a substantial expansion in dollar volume of trade from 1939 to 1948 according to preliminary figures from the 1948 Census of Business released today by the Bureau of the Census, U. S. Department of Commerce.

Retail sales in the county during 1948 aggregated \$29.3 million, an increase of 241 percent over the \$8.6 million in 1939, when the preceding Census of Business was taken. Wholesale sales in the county reached a total of \$15.8 million in 1948 as compared with \$4.7 million in 1939. The service trades included in the Census of Business recorded receipts totaling \$1.9 million in 1948 compared with \$0.4 million in 1939.

Employment in the county also rose over the 9-year period between 1939 and 1948 for the above trades. Establishments in these trades reported a combined total of 2,393 paid employees for the workweek ended nearest November 15, 1948. This compared with a total of 1,558 employees reported for the week of November 15, 1939.

These preliminary figures have been derived from a Census report on Pettis County, Missouri, which also includes data for the city of Sedalia. Final figures, superseding the preliminary data for Pettis County, will be included in a Bulletin for the State of Missouri to be issued in several months. Similar data will be made available this year in preliminary and final form for each of the counties and States. A single copy of the preliminary release for Pettis County as well as an order blank for other area releases may be obtained by writing to the Bureau of the Census, Washington 25, D. C.

Table 1.—CENSUS OF BUSINESS PRELIMINARY RESULTS FOR 1948, BY TRADE GROUP

PETTIS COUNTY, MO.

| Trade group and kind of business | Number of establishments | 1948 sales and receipts (Thousand dollars) | Active proprietors of unincorporated businesses Nov. 1948 | Paid employees, workweek ended nearest Nov. 15, 1948 | |
|---|--------------------------|---|--|--|-------------------------|
| | | | | Total employees ¹ | Full workweek employees |
| RETAIL TRADE, total..... | 403 | 29,333 | 399 | 1,612 | 1,384 |
| Food group..... | 92 | 5,770 | 101 | 195 | 156 |
| Eating and drinking places..... | 72 | 1,839 | 80 | 288 | 244 |
| General merchandise grp, general stores | 10 | 2,438 | 4 | 198 | 134 |
| Apparel group..... | 23 | 1,957 | 18 | 147 | 128 |
| Furniture-home furnishgs-appliance grp | 21 | 1,726 | 14 | 118 | 114 |
| Automotive group..... | 32 | 6,669 | 25 | 227 | 221 |
| Gasoline service stations..... | 53 | 1,376 | 55 | 73 | 63 |
| Lumber-building-hardware group..... | 34 | 3,237 | 36 | 127 | 107 |
| Drug and proprietary stores..... | 13 | 883 | 11 | 82 | 72 |
| All other retail stores..... | 53 | 3,438 | 55 | 157 | 145 |
| WHOLESALE TRADE, total..... | 51 | 15,812 | 40 | 453 | x |
| Merchant wholesalers..... | 29 | 7,724 | 26 | 249 | x |
| Petroleum bulk plants, terminals..... | 13 | 1,871 | 13 | 18 | x |
| Other types of wholesale..... | 9 | 6,217 | 1 | 186 | x |
| SELECTED SERVICE TRADES, 2/total..... | 114 | 1,907 | 122 | 328 | 312 |
| Personal services..... | 62 | 774 | 63 | 155 | 142 |
| All other service trades..... | 52 | 1,133 | 59 | 173 | 170 |
| AMUSEMENTS..... | 10 | 401 | 10 | 59 | x |

x Not available.

1/ Includes employees paid for less than the full workweek.

2/ See General Description on last page for changes from the 1939 Census of Business in the coverage of Service Trades.

Table 2.—CENSUS OF BUSINESS PRELIMINARY RESULTS FOR 1948 FOR CITIES OF 2,500 INHABITANTS OR MORE

PETTIS COUNTY, MO.

(Data omitted for trade groups where necessary to avoid disclosure)

| City and trade group ¹ | Number of establishments | 1948 sales and receipts (Thousand dollars) | Active proprietors of unincorporated businesses Nov. 1948 | Paid employees, workweek ended nearest Nov. 15, 1948 | |
|-----------------------------------|--------------------------|---|--|--|-------------------------|
| | | | | Total employees ² | Full workweek employees |
| Sedalia: | | | | | |
| Retail trade..... | 321 | 26,506 | 312 | 1,504 | 1,296 |
| Wholesale trade..... | 45 | 15,166 | 36 | 449 | x |
| Selected service trades.... | 101 | 1,782 | 109 | 316 | 301 |
| Remainder of county: | | | | | |
| Retail trade..... | 82 | 2,827 | 87 | 108 | 88 |
| Wholesale trade..... | 6 | 646 | 4 | 4 | x |
| Selected service trades.... | 13 | 125 | 13 | 12 | 11 |

x Not available.

1/ See General Description on this page for changes from the 1939 Census of Business in the coverage of Service Trades.

2/ Includes employees paid for less than the full workweek.

GENERAL DESCRIPTION OF PRELIMINARY RELEASES FOR THE 1948 CENSUS OF BUSINESS

This series of releases, of which one is planned for each county in the United States, presents preliminary results of the 1948 Census of Business. The information is based on reports submitted by business establishments for that Census. The figures shown are preliminary, and are subject to revision in the final Census publications, but the changes are expected to be relatively minor with respect to coverage. The final Census figures will be issued in a series of Business Census bulletins which will show additional detailed kind-of-business information for all places where there are a sufficient number of establishments.

The 1948 Census of Business was taken under the provision of the Act of June 19, 1948, which provides that the Business Census be taken for 1948 and for each fifth year thereafter. Previous Business Censuses were taken for the years 1929, 1933, 1935, and 1939.

Scope of the Census.—The 1948 Census of Business covered all establishments in the following trades, as defined by the Standard Industrial Classification Manual, May 1949 issue, of the Executive Office of the President: all retail trades; all wholesale trades; all service trades in the following four groups—personal services, business services, automobile repairs and services, and miscellaneous repair services; hotels; tourist courts and camps; and amusements, including motion picture theaters. Some important services not covered are radio broadcasting and television, medical and health, legal, educational, nonprofit, accounting, and domestic services.

This coverage is similar to that of the 1939 Business Census. However, "custom trade" and "services incidental to transportation," which are no longer included in the standard classification of the service trades, are not covered by the 1948 Census. In a number of localities, these exclusions as well as other changes in the standard classification may have

a considerable effect in comparing 1948 with 1939 data, particularly with respect to establishment count.

Establishment definition.—For Census purposes, a business establishment is defined to include only enterprises conducted from a recognizable place of business, provided that the annual sales were in excess of \$5,000 for a wholesale trade establishment and \$500 for establishments in other trades. A detailed analysis of coverage will be provided in future Census of Business publications.

"Number of establishments" is the number of separate business locations, rather than the number of business companies or organizations, since the Census figures represent information reported separately for each business location or establishment. The establishment count reflects the number of places in business at the end of 1948 excluding administrative and executive offices of multiunit organizations, and "chain store" warehouses.

Sales and receipts.—"1948 sales and receipts" represents sales of merchandise and receipts from repairs and other services to customers. The figures reflect deductions for returned goods and allowances, but not for trade-in allowances; they exclude sales and excise taxes collected from customers and paid directly to any taxing agency.

Proprietors.—"Active proprietors..." represents owners and partners of unincorporated businesses who devoted the major portion of their time to the business in November 1948.

Employment.—"Number of paid employees..." represents all employees on the pay roll for the pay period ending nearest November 15, 1948. "Full workweek" employees, whether regular or seasonal, are those who in the November 15 pay period were paid for working at least the number of hours typically worked in a week by employees of the reporting establishment.

1948 CENSUS OF BUSINESS

RETAIL, WHOLESALE, SERVICE TRADES

U. S. DEPARTMENT OF COMMERCE
BUREAU OF THE CENSUS

PRELIMINARY

For Release May 22, 1950

Release Series BC-1P-24-081

PHELPS COUNTY, MO.

Retail, wholesale, and service establishments located in Phelps County, Missouri, showed a substantial expansion in dollar volume of trade from 1939 to 1948 according to preliminary figures from the 1948 Census of Business released today by the Bureau of the Census, U. S. Department of Commerce.

Retail sales in the county during 1948 aggregated \$13.6 million, an increase of 258 percent over the \$3.8 million in 1939, when the preceding Census of Business was taken. Wholesale sales in the county reached a total of \$5.8 million in 1948 as compared with \$1.8 million in 1939. The service trades included in the Census of Business recorded receipts totaling \$447,000 in 1948 compared with \$189,000 in 1939.

Employment in the county also rose over the 9-year period between 1939 and 1948 for the above trades. Establishments in these trades reported a combined total of 952 paid employees for the workweek ended nearest November 15, 1948. This compared with a total of 576 employees reported for the week of November 15, 1939.

These preliminary figures have been derived from a Census report on Phelps County, Missouri, which also includes data for the city of Rolla. Final figures, superseding the preliminary data for Phelps County, will be included in a Bulletin for the State of Missouri to be issued in several months. Similar data will be made available this year in preliminary and final form for each of the counties and States. A single copy of the preliminary release for Phelps County as well as an order blank for other area releases may be obtained by writing to the Bureau of the Census, Washington 25, D. C.

Table 1.—CENSUS OF BUSINESS PRELIMINARY RESULTS FOR 1948, BY TRADE GROUP

PHELPS COUNTY, MO.

| Trade group and kind of business | Number of establishments | 1948 sales and receipts (Thousand dollars) | Active proprietors of unincorporated businesses Nov. 1948 | Paid employees, workweek ended nearest Nov. 15, 1948 | |
|--|--------------------------|---|--|--|-------------------------|
| | | | | Total employees ¹ | Full workweek employees |
| RETAIL TRADE, total..... | 258 | 13,600 | 259 | 740 | 630 |
| Food group..... | 52 | 3,218 | 49 | 115 | 92 |
| Eating and drinking places..... | 54 | 1,041 | 56 | 155 | 119 |
| General merchandise grp, general stores | 15 | 844 | 15 | 69 | 48 |
| Apparel group..... | 16 | 560 | 12 | 42 | 37 |
| Furniture-home furnishgs-appliance grp | 12 | 804 | 15 | 43 | 38 |
| Automotive group..... | 18 | 2,837 | 17 | 115 | 113 |
| Gasoline service stations..... | 39 | 910 | 45 | 49 | 41 |
| Lumber-building-hardware group..... | 16 | 1,665 | 13 | 96 | 92 |
| Drug and proprietary stores..... | 8 | 319 | 11 | 18 | 15 |
| All other retail stores..... | 28 | 1,402 | 26 | 38 | 35 |
| WHOLESALE TRADE, total..... | 28 | 5,771 | 18 | 120 | x |
| Merchant wholesalers..... | 10 | 2,595 | 4 | 81 | x |
| Other types of wholesale..... | 18 | 3,176 | 14 | 39 | x |
| SELECTED SERVICE TRADES, ² total..... | 42 | 447 | 40 | 92 | 90 |
| Personal services..... | 29 | 309 | 29 | 79 | 77 |
| All other service trades..... | 13 | 138 | 11 | 13 | 13 |
| TOURIST COURTS AND CAMPS..... | 10 | 86 | 10 | 8 | 7 |

x Not available.

¹/ Includes employees paid for less than the full workweek.

²/ See General Description on last page for changes from the 1939 Census of Business in the coverage of Service Trades.

Table 2.—CENSUS OF BUSINESS PRELIMINARY RESULTS FOR 1948 FOR CITIES OF 2,500 INHABITANTS OR MORE

PHELPS COUNTY, MO.

(Data omitted for trade groups where necessary to avoid disclosure)

| City and trade group ¹ | Number of establishments | 1948 sales and receipts (Thousand dollars) | Active proprietors of unincorporated businesses Nov. 1948 | Paid employees, workweek ended nearest Nov. 15, 1948 | |
|-----------------------------------|--------------------------|---|--|--|-------------------------|
| | | | | Total employees ² | Full workweek employees |
| Rolla: | | | | | |
| Retail trade..... | 122 | 9,855 | 113 | 513 | 451 |
| Wholesale trade..... | 20 | 4,101 | 8 | 95 | x |
| Selected service trades.... | 28 | 395 | 26 | 88 | 86 |
| Remainder of county: | | | | | |
| Retail trade..... | 136 | 3,745 | 146 | 227 | 179 |
| Wholesale trade..... | 8 | 1,670 | 10 | 25 | x |
| Selected service trades.... | 14 | 52 | 14 | 4 | 4 |

x Not available.

1/ See General Description on this page for changes from the 1939 Census of Business in the coverage of Service Trades.

2/ Includes employees paid for less than the full workweek.

GENERAL DESCRIPTION OF PRELIMINARY RELEASES FOR THE 1948 CENSUS OF BUSINESS

This series of releases, of which one is planned for each county in the United States, presents preliminary results of the 1948 Census of Business. The information is based on reports submitted by business establishments for that Census. The figures shown are preliminary, and are subject to revision in the final Census publications, but the changes are expected to be relatively minor with respect to coverage. The final Census figures will be issued in a series of Business Census bulletins which will show additional detailed kind-of-business information for all places where there are a sufficient number of establishments.

The 1948 Census of Business was taken under the provision of the Act of June 19, 1948, which provides that the Business Census be taken for 1948 and for each fifth year thereafter. Previous Business Censuses were taken for the years 1929, 1933, 1935, and 1939.

Scope of the Census.—The 1948 Census of Business covered all establishments in the following trades, as defined by the Standard Industrial Classification Manual, May 1949 issue, of the Executive Office of the President: all retail trades; all wholesale trades; all service trades in the following four groups—personal services, business services, automobile repairs and services, and miscellaneous repair services; hotels; tourist courts and camps; and amusements, including motion picture theaters. Some important services not covered are radio broadcasting and television, medical and health, legal, educational, nonprofit, accounting, and domestic services.

This coverage is similar to that of the 1939 Business Census. However, "custom trades" and "services incidental to transportation," which are no longer included in the standard classification of the service trades, are not covered by the 1948 Census. In a number of localities, these exclusions as well as

other changes in the standard classification may have a considerable effect in comparing 1948 with 1939 data, particularly with respect to establishment count.

Establishment definition.—For Census purposes, a business establishment is defined to include only enterprises conducted from a recognizable place of business, provided that the annual sales were in excess of \$5,000 for a wholesale trade establishment and \$500 for establishments in other trades. A detailed analysis of coverage will be provided in future Census of Business publications.

"Number of establishments" is the number of separate business locations, rather than the number of business companies or organizations, since the Census figures represent information reported separately for each business location or establishment. The establishment count reflects the number of places in business at the end of 1948 excluding administrative and executive offices of multiunit organizations, and "chain store" warehouses.

Sales and receipts.—"1948 sales and receipts" represents sales of merchandise and receipts from repairs and other services to customers. The figures reflect deductions for returned goods and allowances, but not for trade-in allowances; they exclude sales and excise taxes collected from customers and paid directly to any taxing agency.

Proprietors.—"Active proprietors..." represents owners and partners of unincorporated businesses who devoted the major portion of their time to the business in November 1948.

Employment.—"Number of paid employees..." represents all employees on the pay roll for the pay period ending nearest November 15, 1948. "Full workweek" employees, whether regular or seasonal, are those who in the November 15 pay period were paid for working at least the number of hours typically worked in a week by employees of the reporting establishment.

1948 CENSUS OF BUSINESS

RETAIL, WHOLESALE, SERVICE TRADES

U. S. DEPARTMENT OF COMMERCE
BUREAU OF THE CENSUS

PRELIMINARY

For Release April 27, 1950

Release Series BC-1P- 24-082

PIKE COUNTY, MO.

Retail, wholesale, and service establishments located in Pike County, Missouri, showed a substantial expansion in dollar volume of trade from 1939 to 1948 according to preliminary figures from the 1948 Census of Business released today by the Bureau of the Census, U. S. Department of Commerce.

Retail sales in the county during 1948 aggregated \$13.4 million, an increase of 262 percent over the \$3.7 million in 1939, when the preceding Census of Business was taken. Wholesale sales in the county reached a total of \$2.5 million in 1948 as compared with \$1.2 million in 1939. The service trades included in the Census of Business recorded receipts totaling \$323,000 in 1948 compared with \$122,000 in 1939.

Employment in the county also rose over the 9-year period between 1939 and 1948 for the above trades. Establishments in these trades reported a combined total of 674 paid employees for the workweek ended nearest November 15, 1948. This compared with a total of 451 employees reported for the week of November 15, 1939.

These preliminary figures have been derived from a Census report on Pike County, Missouri, which also includes data for the city of Louisiana. Final figures, superseding the preliminary data for Pike County, will be included in a Bulletin for the State of Missouri to be issued in several months. Similar data will be made available this year in preliminary and final form for each of the counties and States. A single copy of the preliminary release for Pike County as well as an order blank for other area releases may be obtained by writing to the Bureau of the Census, Washington 25, D. C.

Table 1.—CENSUS OF BUSINESS PRELIMINARY RESULTS FOR 1948, BY TRADE GROUP
PIKE COUNTY, MO.

| Trade group and kind of business | Number of establishments | 1948 sales and receipts (Thousand dollars) | Active proprietors of unincorporated businesses Nov. 1948 | Paid employees, workweek ended nearest Nov. 15, 1948 | |
|---|--------------------------|---|--|--|-------------------------|
| | | | | Total employees ¹ | Full workweek employees |
| RETAIL TRADE, total..... | 274 | 13,390 | 267 | 622 | 495 |
| Food group..... | 55 | 3,448 | 47 | 115 | 97 |
| Eating and drinking places..... | 42 | 716 | 42 | 106 | 77 |
| General merchandise grp, general stores.. | 18 | 743 | 16 | 38 | 22 |
| Apparel group..... | 17 | 649 | 18 | 40 | 28 |
| Furniture-home furnishgs-appliance grp.. | 19 | 589 | 15 | 41 | 24 |
| Automotive group..... | 20 | 2,053 | 25 | 88 | 82 |
| Gasoline service stations..... | 45 | 731 | 46 | 36 | 23 |
| Lumber-building-hardware group..... | 21 | 1,833 | 17 | 80 | 72 |
| Drug and proprietary stores..... | 10 | 397 | 11 | 21 | 19 |
| All other retail stores..... | 27 | 2,231 | 30 | 57 | 51 |
| WHOLESALE TRADE..... | 16 | 2,497 | 14 | 22 | x |
| SELECTED SERVICE TRADES, ² /total..... | 50 | 323 | 57 | 30 | 24 |
| Personal services..... | 35 | 214 | 37 | 23 | 20 |
| All other service trades..... | 15 | 109 | 20 | 7 | 4 |
| AMUSEMENTS..... | 6 | 96 | 8 | 14 | x |

x Not available.

¹/ Includes employees paid for less than the full workweek.

²/ See General Description on last page for changes from the 1939 Census of Business in the coverage of Service Trades.

Table 2.—CENSUS OF BUSINESS PRELIMINARY RESULTS FOR 1948 FOR CITIES OF 2,500 INHABITANTS OR MORE

PIKE COUNTY, MO.

(Data omitted for trade groups where necessary to avoid disclosure)

| City and trade group ¹ | Number of establishments | 1948 sales and receipts (Thousand dollars) | Active proprietors of unincorporated businesses Nov. 1948 | Paid employees, workweek ended nearest Nov. 15, 1948 | |
|-----------------------------------|--------------------------|---|--|--|-------------------------|
| | | | | Total employees ² | Full workweek employees |
| Louisiana: | | | | | |
| Retail trade..... | 101 | 6,039 | 98 | 339 | 261 |
| Selected service trades.... | 19 | 164 | 24 | 21 | 18 |
| Remainder of county: | | | | | |
| Retail trade..... | 173 | 7,351 | 169 | 283 | 234 |
| Selected service trades.... | 31 | 159 | 33 | 9 | 6 |

1/ See General Description on this page for changes from the 1939 Census of Business in the coverage of Service Trades.

2/ Includes employees paid for less than the full workweek.

GENERAL DESCRIPTION OF PRELIMINARY RELEASES FOR THE 1948 CENSUS OF BUSINESS

This series of releases, of which one is planned for each county in the United States, presents preliminary results of the 1948 Census of Business. The information is based on reports submitted by business establishments for that Census. The figures shown are preliminary, and are subject to revision in the final Census publications, but the changes are expected to be relatively minor with respect to coverage. The final Census figures will be issued in a series of Business Census bulletins which will show additional detailed kind-of-business information for all places where there are a sufficient number of establishments.

The 1948 Census of Business was taken under the provision of the Act of June 19, 1948, which provides that the Business Census be taken for 1948 and for each fifth year thereafter. Previous Business Censuses were taken for the years 1929, 1933, 1935, and 1939.

Scope of the Census.—The 1948 Census of Business covered all establishments in the following trades, as defined by the Standard Industrial Classification Manual, May 1949 issue, of the Executive Office of the President: all retail trades; all wholesale trades; all service trades in the following four groups—personal services, business services, automobile repairs and services, and miscellaneous repair services; hotels; tourist courts and camps; and amusements, including motion picture theaters. Some important services not covered are radio broadcasting and television, medical and health, legal, educational, nonprofit, accounting, and domestic services.

This coverage is similar to that of the 1939 Business Census. However, "custom trades" and "services incidental to transportation," which are no longer included in the standard classification of the service trades, are not covered by the 1948 Census. In a number of localities, these exclusions as well as other changes in the standard classification may have

a considerable effect in comparing 1948 with 1939 data, particularly with respect to establishment count.

Establishment definition.—For Census purposes, a business establishment is defined to include only enterprises conducted from a recognizable place of business, provided that the annual sales were in excess of \$5,000 for a wholesale trade establishment and \$500 for establishments in other trades. A detailed analysis of coverage will be provided in future Censuses of Business publications.

"Number of establishments" is the number of separate business locations, rather than the number of business companies or organizations, since the Census figures represent information reported separately for each business location or establishment. The establishment count reflects the number of places in business at the end of 1948 excluding administrative and executive offices of multiunit organizations, and "chain store" warehouses.

Sales and receipts.—"1948 sales and receipts" represents sales of merchandise and receipts from repairs and other services to customers. The figures reflect deductions for returned goods and allowances, but not for trade-in allowances; they exclude sales and excise taxes collected from customers and paid directly to any taxing agency.

Proprietors.—"Active proprietors..." represents owners and partners of unincorporated businesses who devoted the major portion of their time to the business in November 1948.

Employment.—"Number of paid employees..." represents all employees on the pay roll for the pay period ending nearest November 15, 1948. "Full workweek" employees, whether regular or seasonal, are those who in the November 15 pay period were paid for working at least the number of hours typically worked in a week by employees of the reporting establishment.

1948 CENSUS OF BUSINESS

RETAIL, WHOLESALE, SERVICE TRADES

U. S. DEPARTMENT OF COMMERCE
BUREAU OF THE CENSUS

PRELIMINARY

For Release May 15, 1950

Release Series BC-1P- 24-083

PLATTE COUNTY, MO.

Retail, wholesale, and service establishments located in Platte County, Missouri, showed a substantial expansion in dollar volume of trade from 1939 to 1948 according to preliminary figures from the 1948 Census of Business released today by the Bureau of the Census, U. S. Department of Commerce.

Retail sales in the county during 1948 aggregated \$7.4 million, an increase of 222 percent over the \$2.3 million in 1939, when the preceding Census of Business was taken. Wholesale sales in the county reached a total of \$5.2 million in 1948 as compared with \$0.9 million in 1939. The service trades included in the Census of Business recorded receipts totaling \$258,000 in 1948 compared with \$88,000 in 1939.

Employment in the county also rose over the 9-year period between 1939 and 1948 for the above trades. Establishments in these trades reported a combined total of 325 paid employees for the workweek ended nearest November 15, 1948. This compared with a total of 189 employees reported for the week of November 15, 1939.

These preliminary figures have been derived from a Census report on Platte County, Missouri. Final figures, superseding the preliminary data for Platte County, will be included in a Bulletin for the State of Missouri to be issued in several months. Similar data will be made available this year in preliminary and final form for each of the counties and States. A single copy of the preliminary release for Platte County as well as an order blank for other area releases may be obtained by writing to the Bureau of the Census, Washington 25, D. C.

91056

Table 1.—CENSUS OF BUSINESS PRELIMINARY RESULTS FOR 1948, BY TRADE GROUP
PLATTE COUNTY, MO.

| Trade group and kind of business | Number of establishments | 1948 sales and receipts (Thousand dollars) | Active proprietors of unincorporated businesses Nov. 1948 | Paid employees, workweek ended nearest Nov. 15, 1948 | |
|---|--------------------------|---|--|--|-------------------------|
| | | | | Total employees ¹ | Full workweek employees |
| RETAIL TRADE, total..... | 204 | 7,380 | 210 | 247 | 189 |
| Food group..... | 49 | 1,540 | 54 | 33 | 23 |
| Eating and drinking places..... | 41 | 565 | 44 | 59 | 42 |
| General merchandise grp, general stores. | 6 | 152 | 6 | 6 | 5 |
| Furniture-home furnishings-appliance grp. | 10 | 221 | 9 | 11 | 8 |
| Automotive group..... | 5 | 636 | 7 | 19 | 19 |
| Gasoline service stations..... | 34 | 758 | 34 | 24 | 14 |
| Lumber-building-hardware group..... | 26 | 1,828 | 24 | 57 | 51 |
| Drug and proprietary stores..... | 9 | 191 | 9 | 10 | 4 |
| All other retail stores..... | 24 | 1,489 | 23 | 28 | 23 |
| WHOLESALE TRADE..... | 25 | 5,239 | 22 | 64 | x |
| SELECTED SERVICE TRADES, ^{2/} total..... | 40 | 258 | 44 | 14 | 12 |
| Personal services..... | 25 | 134 | 27 | 8 | 7 |
| All other service trades..... | 15 | 124 | 17 | 6 | 5 |

x Not available.

^{1/} Includes employees paid for less than the full workweek.

^{2/} See General Description on this page for changes from the 1939 Census of Business in the coverage of Service Trades.

GENERAL DESCRIPTION OF PRELIMINARY RELEASES FOR THE 1948 CENSUS OF BUSINESS

This series of releases, of which one is planned for each county in the United States, presents preliminary results of the 1948 Census of Business. The information is based on reports submitted by business establishments for that Census. The figures shown are preliminary, and are subject to revision in the final Census publications, but the changes are expected to be relatively minor with respect to coverage. The final Census figures will be issued in a series of Business Census bulletins which will show additional detailed kind-of-business information for all places where there are a sufficient number of establishments.

The 1948 Census of Business was taken under the provision of the Act of June 19, 1948, which provides that the Business Census be taken for 1948 and for each fifth year thereafter. Previous Business Censuses were taken for the years 1929, 1933, 1935, and 1939.

Scope of the Census.—The 1948 Census of Business covered all establishments in the following trades, as defined by the Standard Industrial Classification Manual, May 1949 issue, of the Executive Office of the President: all retail trades; all wholesale trades; all service trades in the following four groups—personal services, business services, automobile repairs and services, and miscellaneous repair services; hotels; tourist courts and camps; and amusements, including motion picture theaters. Some important services not covered are radio broadcasting and television, medical and health, legal, educational, nonprofit, accounting, and domestic services.

This coverage is similar to that of the 1939 Business Census. However, "custom trades" and "services incidental to transportation," which are no longer included in the standard classification of the service trades, are not covered by the 1948 Census. In a number of localities, these exclusions as well as

other changes in the standard classification may have a considerable effect in comparing 1948 with 1939 data, particularly with respect to establishment count.

Establishment definition.—For Census purposes, a business establishment is defined to include only enterprises conducted from a recognizable place of business, provided that the annual sales were in excess of \$5,000 for a wholesale trade establishment and \$500 for establishments in other trades. A detailed analysis of coverage will be provided in future Census of Business publications.

"Number of establishments" is the number of separate business locations, rather than the number of business companies or organizations, since the Census figures represent information reported separately for each business location or establishment. The establishment count reflects the number of places in business at the end of 1948 excluding administrative and executive offices of multiunit organizations, and "chain store" warehouses.

Sales and receipts.—"1948 sales and receipts" represents sales of merchandise and receipts from repairs and other services to customers. The figures reflect deductions for returned goods and allowances, but not for trade-in allowances; they exclude sales and excise taxes collected from customers and paid directly to any taxing agency.

Proprietors.—"Active proprietors..." represents owners and partners of unincorporated businesses who devoted the major portion of their time to the business in November 1948.

Employment.—"Number of paid employees..." represents all employees on the pay roll for the pay period ending nearest November 15, 1948. "Full workweek" employees, whether regular or seasonal, are those who in the November 15 pay period were paid for working at least the number of hours typically worked in a week by employees of the reporting establishment.

1948 CENSUS OF BUSINESS

RETAIL, WHOLESALE, SERVICE TRADES

U. S. DEPARTMENT OF COMMERCE
BUREAU OF THE CENSUS

PRELIMINARY

For Release May 1, 1950

Release Series BC-1P-24-084

POLK COUNTY, MO.

Retail, wholesale, and service establishments located in Polk County, Missouri, showed a substantial expansion in dollar volume of trade from 1939 to 1948 according to preliminary figures from the 1948 Census of Business released today by the Bureau of the Census, U. S. Department of Commerce.

Retail sales in the county during 1948 aggregated \$11.6 million, an increase of 346 percent over the \$2.6 million in 1939, when the preceding Census of Business was taken. Wholesale sales in the county reached a total of \$3.1 million in 1948 as compared with \$2.0 million in 1939. The service trades included in the Census of Business recorded receipts totaling \$228,000 in 1948 compared with \$84,000 in 1939.

Employment in the county also rose over the 9-year period between 1939 and 1948 for the above trades. Establishments in these trades reported a combined total of 510 paid employees for the workweek ended nearest November 15, 1948. This compared with a total of 373 employees reported for the week of November 15, 1939.

These preliminary figures have been derived from a Census report on Polk County, Missouri, which also includes data for the city of Bolivar. Final figures, superseding the preliminary data for Polk County, will be included in a Bulletin for the State of Missouri to be issued in several months. Similar data will be made available this year in preliminary and final form for each of the counties and States. A single copy of the preliminary release for Polk County as well as an order blank for other area releases may be obtained by writing to the Bureau of the Census, Washington 25, D. C.

Table 1.—CENSUS OF BUSINESS PRELIMINARY RESULTS FOR 1948, BY TRADE GROUP

POLK COUNTY, MO.

| Trade group and kind of business | Number of establishments | 1948 sales and receipts (Thousand dollars) | Active proprietors of unincorporated businesses Nov. 1948 | Paid employees, workweek ended nearest Nov. 15, 1948 | |
|---|--------------------------|---|--|--|-------------------------|
| | | | | Total employees ¹ | Full workweek employees |
| RETAIL TRADE, total..... | 200 | 11,579 | 209 | 439 | 346 |
| Food group..... | 38 | 1,342 | 41 | 54 | 31 |
| Eating and drinking places..... | 22 | 290 | 25 | 56 | 40 |
| General merchandise grp, general stores. | 14 | 1,049 | 14 | 53 | 32 |
| Furniture-home furnishgs-appliance grp. | 9 | 535 | 11 | 22 | 18 |
| Automotive group..... | 22 | 2,716 | 26 | 90 | 87 |
| Gasoline service stations..... | 33 | 369 | 37 | 17 | 11 |
| Lumber-building-hardware group..... | 18 | 995 | 15 | 48 | 41 |
| Drug and proprietary stores..... | 12 | 289 | 13 | 8 | 6 |
| All other retail stores..... | 32 | 3,994 | 27 | 91 | 80 |
| WHOLESALE TRADE..... | 16 | 3,134 | 12 | 46 | x |
| SELECTED SERVICE TRADES, ² /total..... | 59 | 228 | 63 | 25 | 20 |
| Personal services..... | 34 | 118 | 37 | 15 | 11 |
| All other service trades..... | 25 | 110 | 26 | 10 | 9 |

x Not available.

¹/ Includes employees paid for less than the full workweek.

²/ See General Description on last page for changes from the 1939 Census of Business in the coverage of Service Trades.

Table 2.—CENSUS OF BUSINESS PRELIMINARY RESULTS FOR 1948 FOR CITIES OF 2,500 INHABITANTS OR MORE

POLK COUNTY, MO.

(Data omitted for trade groups where necessary to avoid disclosure)

| City and trade group ¹ | Number of establishments | 1948 sales and receipts (Thousand dollars) | Active proprietors of unincorporated businesses Nov. 1948 | Paid employees, workweek ended nearest Nov. 15, 1948 | |
|-----------------------------------|--------------------------|---|--|--|-------------------------|
| | | | | Total employees ² | Full workweek employees |
| Bolivar: | | | | | |
| Retail trade..... | 80 | 7,009 | 90 | 289 | 237 |
| Selected service trades.... | 29 | 151 | 32 | 21 | 18 |
| Remainder of county: | | | | | |
| Retail trade..... | 120 | 4,570 | 119 | 150 | 109 |
| Selected service trades.... | 30 | 77 | 31 | 4 | 2 |

1/ See General Description on this page for changes from the 1939 Census of Business in the coverage of Service Trades.

2/ Includes employees paid for less than the full workweek.

GENERAL DESCRIPTION OF PRELIMINARY RELEASES FOR THE 1948 CENSUS OF BUSINESS

This series of releases, of which one is planned for each county in the United States, presents preliminary results of the 1948 Census of Business. The information is based on reports submitted by business establishments for that Census. The figures shown are preliminary, and are subject to revision in the final Census publications, but the changes are expected to be relatively minor with respect to coverage. The final Census figures will be issued in a series of Business Census bulletins which will show additional detailed kind-of-business information for all places where there are a sufficient number of establishments.

The 1948 Census of Business was taken under the provision of the Act of June 19, 1948, which provides that the Business Censuses be taken for 1948 and for each fifth year thereafter. Previous Business Censuses were taken for the years 1929, 1933, 1935, and 1939.

Scope of the Census.—The 1948 Census of Business covered all establishments in the following trades, as defined by the Standard Industrial Classification Manual, May 1949 issue, of the Executive Office of the President: all retail trades; all wholesale trades; all service trades in the following four groups—personal services, business services, automobile repairs and services, and miscellaneous repair services; hotels; tourist courts and camps; and amusements, including motion picture theaters. Some important services not covered are radio broadcasting and television, medical and health, legal, educational, nonprofit, accounting, and domestic services.

This coverage is similar to that of the 1939 Business Census. However, "custom trades" and "services incidental to transportation," which are no longer included in the standard classification of the service trades, are not covered by the 1948 Census. In a number of localities, these exclusions as well as

other changes in the standard classification may have a considerable effect in comparing 1948 with 1939 data, particularly with respect to establishment count.

Establishment definition.—For Census purposes, a business establishment is defined to include only enterprises conducted from a recognizable place of business, provided that the annual sales were in excess of \$5,000 for a wholesale trade establishment and \$500 for establishments in other trades. A detailed analysis of coverage will be provided in future Census of Business publications.

"Number of establishments" is the number of separate business locations, rather than the number of business companies or organizations, since the Census figures represent information reported separately for each business location or establishment. The establishment count reflects the number of places in business at the end of 1948 excluding administrative and executive offices of multiunit organizations, and "chain store" warehouses.

Sales and receipts.—"1948 sales and receipts" represents sales of merchandise and receipts from repairs and other services to customers. The figures reflect deductions for returned goods and allowances, but not for trade-in allowances; they exclude sales and excise taxes collected from customers and paid directly to any taxing agency.

Proprietors.—"Active proprietors..." represents owners and partners of unincorporated businesses who devoted the major portion of their time to the business in November 1948.

Employment.—"Number of paid employees..." represents all employees on the pay roll for the pay period ending nearest November 15, 1948. "Full workweek" employees, whether regular or seasonal, are those who in the November 15 pay period were paid for working at least the number of hours typically worked in a week by employees of the reporting establishment.

1948 CENSUS OF BUSINESS

RETAIL, WHOLESALE, SERVICE TRADES

U. S. DEPARTMENT OF COMMERCE
BUREAU OF THE CENSUS

PRELIMINARY

For Release May 1, 1950

Release Series BC-1P-24-085

PULASKI COUNTY, MO.

Retail and service establishments located in Pulaski County, Missouri, showed a substantial expansion in dollar volume of trade from 1939 to 1948 according to preliminary figures from the 1948 Census of Business released today by the Bureau of the Census, U. S. Department of Commerce.

Retail sales in the county during 1948 aggregated \$6.8 million, an increase of 300 percent over the \$1.7 million in 1939, when the preceding Census of Business was taken. The service trades included in the Census of Business recorded receipts totaling \$209,000 in 1948 compared with \$38,000 in 1939. Wholesale sales in the county reached a total of \$1.1 million in 1948, a decrease from the \$1.9 million reported in 1939.

Employment in the county rose over the 9-year period between 1939 and 1948 for the above trades. Establishments in these trades reported a combined total of 300 paid employees for the workweek ended nearest November 15, 1948. This compared with a total of 240 employees reported for the week of November 15, 1939.

These preliminary figures have been derived from a Census report on Pulaski County, Missouri. Final figures, superseding the preliminary data for Pulaski County, will be included in a Bulletin for the State of Missouri to be issued in several months. Similar data will be made available this year in preliminary and final form for each of the counties and States. A single copy of the preliminary release for Pulaski County as well as an order blank for other area releases may be obtained by writing to the Bureau of the Census, Washington 25, D. C.

90587

Table 1.—CENSUS OF BUSINESS PRELIMINARY RESULTS FOR 1948, BY TRADE GROUP

PULASKI COUNTY, MO.

| Trade group and kind of business | Number of establishments | 1948 sales and receipts (Thousand dollars) | Active proprietors of unincorporated businesses Nov. 1948 | Paid employees, workweek ended nearest Nov. 15, 1948 | |
|---|--------------------------|---|--|--|-------------------------|
| | | | | Total employees ¹ | Full workweek employees |
| RETAIL TRADE, total..... | 157 | 6,834 | 157 | 265 | 232 |
| Food group..... | 30 | 755 | 33 | 21 | 16 |
| Eating and drinking places..... | 21 | 196 | 20 | 28 | 16 |
| General merchandise grp, general stores | 12 | 1,031 | 15 | 46 | 44 |
| Apparel group..... | 6 | 62 | 6 | 1 | 1 |
| Furniture-home furnishings-appliance grp | 7 | 168 | 6 | 6 | 6 |
| Automotive group..... | 11 | 1,052 | 11 | 21 | 20 |
| Gasoline service stations..... | 27 | 558 | 30 | 34 | 33 |
| Lumber-building-hardware group..... | 15 | 698 | 13 | 25 | 24 |
| Drug and proprietary stores..... | 8 | 263 | 7 | 26 | 19 |
| All other retail stores..... | 20 | 2,051 | 16 | 57 | 53 |
| WHOLESALE TRADE..... | 12 | 1,119 | 10 | 18 | x |
| SELECTED SERVICE TRADES, ² /total..... | 34 | 209 | 37 | 17 | 15 |
| Personal services..... | 16 | 38 | 15 | 8 | 8 |
| All other service trades..... | 18 | 171 | 22 | 9 | 7 |
| TOURIST COURTS AND CAMPS..... | 7 | 17 | 9 | - | - |
| AMUSEMENTS..... | 7 | 63 | 3 | 16 | x |

x Not available.

¹/ Includes employees paid for less than the full workweek.

²/ See General Description on this page for changes from the 1939 Census of Business in the coverage of Service Trades.

GENERAL DESCRIPTION OF PRELIMINARY RELEASES FOR THE 1948 CENSUS OF BUSINESS

This series of releases, of which one is planned for each county in the United States, presents preliminary results of the 1948 Census of Business. The information is based on reports submitted by business establishments for that Census. The figures shown are preliminary, and are subject to revision in the final Census publications, but the changes are expected to be relatively minor with respect to coverage. The final Census figures will be issued in a series of Business Census bulletins which will show additional detailed kind-of-business information for all places where there are a sufficient number of establishments.

The 1948 Census of Business was taken under the provision of the Act of June 19, 1948, which provides that the Business Census be taken for 1948 and for each fifth year thereafter. Previous Business Censuses were taken for the years 1929, 1933, 1935, and 1939.

Scope of the Census.—The 1948 Census of Business covered all establishments in the following trades, as defined by the Standard Industrial Classification Manual, May 1949 issue, of the Executive Office of the President: all retail trades; all wholesale trades; all service trades in the following four groups—personal services, business services, automobile repairs and services, and miscellaneous repair services; hotels; tourist courts and camps; and amusements, including motion picture theaters. Some important services not covered are radio broadcasting and television, medical and health, legal, educational, nonprofit, accounting, and domestic services.

This coverage is similar to that of the 1939 Business Census. However, "custom trades" and "services incidental to transportation," which are no longer included in the standard classification of the service trades, are not covered by the 1948 Census. In a number of localities, these exclusions as well as

other changes in the standard classification may have a considerable effect in comparing 1948 with 1939 data, particularly with respect to establishment count.

Establishment definition.—For Census purposes, a business establishment is defined to include only enterprises conducted from a recognizable place of business, provided that the annual sales were in excess of \$5,000 for a wholesale trade establishment and \$500 for establishments in other trades. A detailed analysis of coverage will be provided in future Censuses of Business publications.

"Number of establishments" is the number of separate business locations, rather than the number of business companies or organizations, since the Census figures represent information reported separately for each business location or establishment. The establishment count reflects the number of places in business at the end of 1948 excluding administrative and executive offices of multiunit organizations, and "chain store" warehouses.

Sales and receipts.—"1948 sales and receipts" represents sales of merchandise and receipts from repairs and other services to customers. The figures reflect deductions for returned goods and allowances, but not for trade-in allowances; they exclude sales and excise taxes collected from customers and paid directly to any taxing agency.

Proprietors.—"Active proprietors..." represents owners and partners of unincorporated businesses who devoted the major portion of their time to the business in November 1948.

Employment.—"Number of paid employees..." represents all employees on the pay roll for the pay period ending nearest November 15, 1948. "Full workweek" employees, whether regular or seasonal, are those who in the November 15 pay period were paid for working at least the number of hours typically worked in a week by employees of the reporting establishment.

1948 CENSUS OF BUSINESS

RETAIL, WHOLESALE, SERVICE TRADES

U. S. DEPARTMENT OF COMMERCE
BUREAU OF THE CENSUS

PRELIMINARY

For Release May 15, 1950

Release Series BC-1P-24-086

PUTNAM COUNTY, MO.

Retail, wholesale, and service establishments located in Putnam County, Missouri, showed a substantial expansion in dollar volume of trade from 1939 to 1948 according to preliminary figures from the 1948 Census of Business released today by the Bureau of the Census, U. S. Department of Commerce.

Retail sales in the county during 1948 aggregated \$4.2 million, an increase of 223 percent over the \$1.3 million in 1939, when the preceding Census of Business was taken. Wholesale sales in the county reached a total of \$2.8 million in 1948 as compared with \$0.7 million in 1939. The service trades included in the Census of Business recorded receipts totaling \$104,000 in 1948 compared with \$78,000 in 1939.

Employment in the county also rose over the 9-year period between 1939 and 1948 for the above trades. Establishments in these trades reported a combined total of 250 paid employees for the workweek ended nearest November 15, 1948. This compared with a total of 160 employees reported for the week of November 15, 1939.

These preliminary figures have been derived from a Census report on Putnam County, Missouri. Final figures, superseding the preliminary data for Putnam County, will be included in a Bulletin for the State of Missouri to be issued in several months. Similar data will be made available this year in preliminary and final form for each of the counties and States. A single copy of the preliminary release for Putnam County as well as an order blank for other area releases may be obtained by writing to the Bureau of the Census, Washington 25, D. C.

Table 1.—CENSUS OF BUSINESS PRELIMINARY RESULTS FOR 1948, BY TRADE GROUP

PUTNAM COUNTY, MO.

| Trade group and kind of business | Number of establishments | 1948 sales and receipts (Thousand dollars) | Active proprietors of unincorporated businesses Nov. 1948 | Paid employees, workweek ended nearest Nov. 15, 1948 | |
|---|--------------------------|---|--|--|-------------------------|
| | | | | Total employees ¹ | Full workweek employees |
| RETAIL TRADE, total..... | 137 | 4,206 | 150 | 198 | 151 |
| Food group..... | 32 | 851 | 31 | 32 | 21 |
| Eating and drinking places..... | 19 | 208 | 21 | 26 | 19 |
| Gasoline service stations..... | 13 | 187 | 14 | 11 | 10 |
| All other retail stores..... | 73 | 2,960 | 84 | 129 | 101 |
| WHOLESALE TRADE..... | 11 | 2,846 | 11 | 33 | x |
| SELECTED SERVICE TRADES, ^{2/} total..... | 19 | 104 | 22 | 19 | 10 |
| Personal services..... | 14 | 92 | 17 | 17 | 8 |
| All other service trades..... | 5 | 12 | 5 | 2 | 2 |

x Not available.

^{1/} Includes employees paid for less than the full workweek.

^{2/} See General Description on last page for changes from the 1939 Census of Business in the coverage of Service Trades.

GENERAL DESCRIPTION OF PRELIMINARY RELEASES FOR THE 1948 CENSUS OF BUSINESS

This series of releases, of which one is planned for each county in the United States, presents preliminary results of the 1948 Census of Business. The information is based on reports submitted by business establishments for that Census. The figures shown are preliminary, and are subject to revision in the final Census publications, but the changes are expected to be relatively minor with respect to coverage. The final Census figures will be issued in a series of Business Census bulletins which will show additional detailed kind-of-business information for all places where there are a sufficient number of establishments.

The 1948 Census of Business was taken under the provision of the Act of June 19, 1948, which provides that the Business Census be taken for 1948 and for each fifth year thereafter. Previous Business Censuses were taken for the years 1929, 1933, 1935, and 1939.

Scope of the Census.—The 1948 Census of Business covered all establishments in the following trades, as defined by the Standard Industrial Classification Manual, May 1949 issue, of the Executive Office of the President: all retail trades; all wholesale trades; all service trades in the following four groups—personal services, business services, automobile repairs and services, and miscellaneous repair services; hotels; tourist courts and camps; and amusements, including motion picture theaters. Some important services not covered are radio broadcasting and television, medical and health, legal, educational, nonprofit, accounting, and domestic services.

This coverage is similar to that of the 1939 Business Census. However, "custom trades" and "services incidental to transportation," which are no longer included in the standard classification of the service trades, are not covered by the 1948 Census. In a number of localities, these exclusions as well as other changes in the standard classification may have a considerable effect in comparing

1948 with 1939 data, particularly with respect to establishment count.

Establishment definition.—For Census purposes, a business establishment is defined to include only enterprises conducted from a recognizable place of business, provided that the annual sales were in excess of \$5,000 for a wholesale trade establishment and \$500 for establishments in other trades. A detailed analysis of coverage will be provided in future Census of Business publications.

"Number of establishments" is the number of separate business locations, rather than the number of business companies or organizations, since the Census figures represent information reported separately for each business location or establishment. The establishment count reflects the number of places in business at the end of 1948 excluding administrative and executive offices of multiunit organizations, and "chain store" warehouses.

Sales and receipts.—"1948 sales and receipts" represents sales of merchandise and receipts from repairs and other services to customers. The figures reflect deductions for returned goods and allowances, but not for trade-in allowances; they exclude sales and excise taxes collected from customers and paid directly to any taxing agency.

Proprietors.—"Active proprietors..." represents owners and partners of unincorporated businesses who devoted the major portion of their time to the business in November 1948.

Employment.—"Number of paid employees..." represents all employees on the pay roll for the pay period ending nearest November 15, 1948. "Full workweek" employees, whether regular or seasonal, are those who in the November 15 pay period were paid for working at least the number of hours typically worked in a week by employees of the reporting establishment.

1948 CENSUS OF BUSINESS

U. S. DEPARTMENT OF COMMERCE
BUREAU OF THE CENSUS

RETAIL, WHOLESALE, SERVICE TRADES

PRELIMINARY

For Release April 26, 1950

Release Series BC-1P-24-087

RALLS COUNTY, MO.

Retail, wholesale, and service establishments located in Ralls County, Missouri, showed a substantial expansion in dollar volume of trade from 1939 to 1948 according to preliminary figures from the 1948 Census of Business released today by the Bureau of the Census, U. S. Department of Commerce.

Retail sales in the county during 1948 aggregated \$3.7 million, an increase of 311 percent over the \$0.9 million in 1939, when the preceding Census of Business was taken. Wholesale sales in the county reached a total of \$706,000 in 1948 as compared with \$400,000 in 1939. The service trades included in the Census of Business recorded receipts totaling \$82,000 in 1948 compared with \$57,000 in 1939.

Employment in the county also rose over the 9-year period between 1939 and 1948 for the above trades. Establishments in these trades reported a combined total of 168 paid employees for the workweek ended nearest November 15, 1948. This compared with a total of 132 employees reported for the week of November 15, 1939.

These preliminary figures have been derived from a Census report on Ralls County, Missouri. Final figures, superseding the preliminary data for Ralls County, will be included in a Bulletin for the State of Missouri to be issued in several months. Similar data will be made available this year in preliminary and final form for each of the counties and States. A single copy of the preliminary release for Ralls County as well as an order blank for other area releases may be obtained by writing to the Bureau of the Census, Washington 25, D. C.

Table 1.—CENSUS OF BUSINESS PRELIMINARY RESULTS FOR 1948, BY TRADE GROUP

RALLS COUNTY, MO.

| Trade group and kind of business | Number of establishments | 1948 sales and receipts (Thousand dollars) | Active proprietors of unincorporated businesses Nov. 1948 | Paid employees, workweek ended nearest Nov. 15, 1948 | |
|---|--------------------------|---|--|--|-------------------------|
| | | | | Total employees ¹ | Full workweek employees |
| RETAIL TRADE, total..... | 101 | 3,724 | 100 | 154 | 123 |
| Food group..... | 22 | 745 | 22 | 31 | 20 |
| Eating and drinking places..... | 17 | 200 | 16 | 18 | 16 |
| Gasoline service stations..... | 16 | 211 | 16 | 9 | 6 |
| All other retail stores..... | 46 | 2,568 | 46 | 96 | 81 |
| WHOLESALE TRADE..... | 7 | 706 | 7 | 10 | x |
| SELECTED SERVICE TRADES, ² /total..... | 22 | 82 | 22 | 4 | 3 |
| Personal services..... | 11 | 28 | 11 | 1 | - |
| All other service trades..... | 11 | 54 | 11 | 3 | 3 |
| AMUSEMENTS..... | 5 | 18 | 5 | 1 | x |

x Not available.

¹/ Includes employees paid for less than the full workweek.

²/ See General Description on last page for changes from the 1939 Census of Business in the coverage of Service Trades.

GENERAL DESCRIPTION OF PRELIMINARY RELEASES FOR THE 1948 CENSUS OF BUSINESS

This series of releases, of which one is planned for each county in the United States, presents preliminary results of the 1948 Census of Business. The information is based on reports submitted by business establishments for that Census. The figures shown are preliminary, and are subject to revision in the final Census publications, but the changes are expected to be relatively minor with respect to coverage. The final Census figures will be issued in a series of Business Census bulletins which will show additional detailed kind-of-business information for all places where there are a sufficient number of establishments.

The 1948 Census of Business was taken under the provision of the Act of June 19, 1948, which provides that the Business Census be taken for 1948 and for each fifth year thereafter. Previous Business Censuses were taken for the years 1929, 1933, 1935, and 1939.

Scope of the Census.—The 1948 Census of Business covered all establishments in the following trades, as defined by the Standard Industrial Classification Manual, May 1949 issue, of the Executive Office of the President: all retail trades; all wholesale trades; all service trades in the following four groups—personal services, business services, automobile repairs and services, and miscellaneous repair services; hotels; tourist courts and camps; and amusements, including motion picture theaters. Some important services not covered are radio broadcasting and television, medical and health, legal, educational, nonprofit, accounting, and domestic services.

This coverage is similar to that of the 1939 Business Census. However, "custom trades" and "services incidental to transportation," which are no longer included in the standard classification of the service trades, are not covered by the 1948 Census. In a number of localities, these exclusions as well as other changes in the standard classification may have a considerable effect in comparing

1948 with 1939 data, particularly with respect to establishment count.

Establishment definition.—For Census purposes, a business establishment is defined to include only enterprises conducted from a recognizable place of business, provided that the annual sales were in excess of \$5,000 for a wholesale trade establishment and \$500 for establishments in other trades. A detailed analysis of coverage will be provided in future Census of Business publications.

"Number of establishments" is the number of separate business locations, rather than the number of business companies or organizations, since the Census figures represent information reported separately for each business location or establishment. The establishment count reflects the number of places in business at the end of 1948 excluding administrative and executive offices of multiunit organizations, and "chain store" warehouses.

Sales and receipts.—"1948 sales and receipts" represents sales of merchandise and receipts from repairs and other services to customers. The figures reflect deductions for returned goods and allowances, but not for trade-in allowances; they exclude sales and excise taxes collected from customers and paid directly to any taxing agency.

Proprietors.—"Active proprietors..." represents owners and partners of unincorporated businesses who devoted the major portion of their time to the business in November 1948.

Employment.—"Number of paid employees..." represents all employees on the pay roll for the pay period ending nearest November 15, 1948. "Full workweek" employees, whether regular or seasonal, are those who in the November 15 pay period were paid for working at least the number of hours typically worked in a week by employees of the reporting establishment.

1948 CENSUS OF BUSINESS

RETAIL, WHOLESALE, SERVICE TRADES

U. S. DEPARTMENT OF COMMERCE
BUREAU OF THE CENSUS

PRELIMINARY

For Release April 24, 1950

Release Series BC-1P-24-088

RANDOLPH COUNTY, MO.

Retail, wholesale, and service establishments located in Randolph County, Missouri, showed a substantial expansion in dollar volume of trade from 1939 to 1948 according to preliminary figures from the 1948 Census of Business released today by the Bureau of the Census, U. S. Department of Commerce.

Retail sales in the county during 1948 aggregated \$18.1 million, an increase of 202 percent over the \$6.0 million in 1939, when the preceding Census of Business was taken. Wholesale sales in the county reached a total of \$5.2 million in 1948 as compared with \$2.2 million in 1939. The service trades included in the Census of Business recorded receipts totaling \$1.1 million in 1948 compared with \$0.4 million in 1939.

Employment in the county also rose over the 9-year period between 1939 and 1948 for the above trades. Establishments in these trades reported a combined total of 1,493 paid employees for the workweek ended nearest November 15, 1948. This compared with a total of 1,087 employees reported for the week of November 15, 1939.

These preliminary figures have been derived from a Census report on Randolph County, Missouri, which also includes data for the city of Moberly. Final figures, superseding the preliminary data for Randolph County, will be included in a Bulletin for the State of Missouri to be issued in several months. Similar data will be made available this year in preliminary and final form for each of the counties and States. A single copy of the preliminary release for Randolph County as well as an order blank for other area releases may be obtained by writing to the Bureau of the Census, Washington 25, D. C.

Table 1.—CENSUS OF BUSINESS PRELIMINARY RESULTS FOR 1948, BY TRADE GROUP

RANDOLPH COUNTY, MO.

| Trade group and kind of business | Number of establishments | 1948 sales and receipts (Thousand dollars) | Active proprietors of unincorporated businesses Nov. 1948 | Paid employees, workweek ended nearest Nov. 15, 1948 | |
|---|--------------------------|---|--|--|-------------------------|
| | | | | Total employees ¹ | Full workweek employees |
| RETAIL TRADE, total..... | 319 | 18,050 | 313 | 1,040 | 839 |
| Food group..... | 74 | 3,839 | 68 | 116 | 84 |
| Eating and drinking places..... | 56 | 998 | 60 | 160 | 123 |
| General merchandise grp, general stores | 9 | 1,883 | 4 | 187 | 118 |
| Apparel group..... | 17 | 1,287 | 14 | 79 | 63 |
| Furniture-home furnishgs-appliance grp | 15 | 970 | 15 | 48 | 46 |
| Automotive group..... | 19 | 3,451 | 20 | 119 | 114 |
| Gasoline service stations..... | 40 | 850 | 41 | 48 | 39 |
| Lumber-building-hardware group..... | 34 | 2,111 | 30 | 112 | 106 |
| Drug and proprietary stores..... | 12 | 644 | 11 | 68 | 60 |
| All other retail stores..... | 43 | 2,017 | 50 | 103 | 86 |
| WHOLESALE TRADE, total..... | 29 | 5,195 | 20 | 116 | x |
| Merchant wholesalers..... | 17 | 2,995 | 11 | 88 | x |
| Other types of wholesale..... | 12 | 2,200 | 9 | 28 | x |
| SELECTED SERVICE TRADES, ² /total..... | 97 | 1,082 | 102 | 337 | 305 |
| Personal services..... | 62 | 651 | 66 | 290 | 271 |
| All other service trades..... | 35 | 431 | 36 | 47 | 34 |

x Not available.

1/ Includes employees paid for less than the full workweek.

2/ See General Description on last page for changes from the 1939 Census of Business in the coverage of Service Trades.

Table 2.—CENSUS OF BUSINESS PRELIMINARY RESULTS FOR 1948 FOR CITIES OF 2,500 INHABITANTS OR MORE

RANDOLPH COUNTY, MO.

(Data omitted for trade groups where necessary to avoid disclosure)

| City and trade group ¹ | Number of establishments | 1948 sales and receipts (Thousand dollars) | Active proprietors of unincorporated businesses Nov. 1948 | Paid employees, workweek ended nearest Nov. 15, 1948 | |
|-----------------------------------|--------------------------|---|--|--|-------------------------|
| | | | | Total employees ² | Full workweek employees |
| Moberly: | | | | | |
| Retail trade..... | 210 | 15,233 | 201 | 894 | 735 |
| Selected service trades.... | 74 | 870 | 79 | 329 | 299 |
| Remainder of county: | | | | | |
| Retail trade..... | 109 | 2,817 | 112 | 146 | 104 |
| Selected service trades.... | 23 | 212 | 23 | 8 | 6 |

1/ See General Description on this page for changes from the 1939 Census of Business in the coverage of Service Trades.

2/ Includes employees paid for less than the full workweek.

GENERAL DESCRIPTION OF PRELIMINARY RELEASES FOR THE 1948 CENSUS OF BUSINESS

This series of releases, of which one is planned for each county in the United States, presents preliminary results of the 1948 Census of Business. The information is based on reports submitted by business establishments for that Census. The figures shown are preliminary, and are subject to revision in the final Census publications, but the changes are expected to be relatively minor with respect to coverage. The final Census figures will be issued in a series of Business Census bulletins which will show additional detailed kind-of-business information for all places where there are a sufficient number of establishments.

The 1948 Census of Business was taken under the provision of the Act of June 19, 1948, which provides that the Business Census be taken for 1948 and for each fifth year thereafter. Previous Business Censuses were taken for the years 1929, 1933, 1935, and 1939.

Scope of the Census.—The 1948 Census of Business covered all establishments in the following trades, as defined by the Standard Industrial Classification Manual, May 1949 issue, of the Executive Office of the President: all retail trades; all wholesale trades; all service trades in the following four groups—personal services, business services, automobile repairs and services, and miscellaneous repair services; hotels; tourist courts and camps; and amusements, including motion picture theaters. Some important services not covered are radio broadcasting and television, medical and health, legal, educational, nonprofit, accounting, and domestic services.

This coverage is similar to that of the 1939 Business Census. However, "custom trades" and "services incidental to transportation," which are no longer included in the standard classification of the service trades, are not covered by the 1948 Census. In a number of localities, these exclusions as well as other changes in the standard classification may have

a considerable effect in comparing 1948 with 1939 data, particularly with respect to establishment count.

Establishment definition.—For Census purposes, a business establishment is defined to include only enterprises conducted from a recognizable place of business, provided that the annual sales were in excess of \$5,000 for a wholesale trade establishment and \$500 for establishments in other trades. A detailed analysis of coverage will be provided in future Censuses of Business publications.

"Number of establishments" is the number of separate business locations, rather than the number of business companies or organizations, since the Census figures represent information reported separately for each business location or establishment. The establishment count reflects the number of places in business at the end of 1948 excluding administrative and executive offices of multiunit organizations, and "chain store" warehouses.

Sales and receipts.—"1948 sales and receipts" represents sales of merchandise and receipts from repairs and other services to customers. The figures reflect deductions for returned goods and allowances, but not for trade-in allowances; they exclude sales and excise taxes collected from customers and paid directly to any taxing agency.

Proprietors.—"Active proprietors..." represents owners and partners of unincorporated businesses who devoted the major portion of their time to the business in November 1948.

Employment.—"Number of paid employees..." represents all employees on the pay roll for the pay period ending nearest November 15, 1948. "Full workweek" employees, whether regular or seasonal, are those who in the November 15 pay period were paid for working at least the number of hours typically worked in a week by employees of the reporting establishment.

1948 CENSUS OF BUSINESS

RETAIL, WHOLESALE, SERVICE TRADES

U. S. DEPARTMENT OF COMMERCE
BUREAU OF THE CENSUS

PRELIMINARY

For Release April 24, 1950

Release Series BC-1P-24-089

RAY COUNTY, MO.

Retail, wholesale, and service establishments located in Ray County, Missouri, showed a substantial expansion in dollar volume of trade from 1939 to 1948 according to preliminary figures from the 1948 Census of Business released today by the Bureau of the Census, U. S. Department of Commerce.

Retail sales in the county during 1948 aggregated \$10.1 million, an increase of 251 percent over the \$2.8 million in 1939, when the preceding Census of Business was taken. Wholesale sales in the county reached a total of \$3.8 million in 1948 as compared with \$1.3 million in 1939. The service trades included in the Census of Business recorded receipts totaling \$310,000 in 1948 compared with \$145,000 in 1939.

Employment in the county also rose over the 9-year period between 1939 and 1948 for the above trades. Establishments in these trades reported a combined total of 512 paid employees for the workweek ended nearest November 15, 1948. This compared with a total of 405 employees reported for the week of November 15, 1939.

These preliminary figures have been derived from a Census report on Ray County, Missouri, which also includes data for the city of Richmond. Final figures, superseding the preliminary data for Ray County, will be included in a Bulletin for the State of Missouri to be issued in several months. Similar data will be made available this year in preliminary and final form for each of the counties and States. A single copy of the preliminary release for Ray County as well as an order blank for other area releases may be obtained by writing to the Bureau of the Census, Washington 25, D. C.

Table 1.—CENSUS OF BUSINESS PRELIMINARY RESULTS FOR 1948, BY TRADE GROUP

RAY COUNTY MO.

| Trade group and kind of business | Number of establishments | 1948 sales and receipts (Thousand dollars) | Active proprietors of unincorporated businesses Nov. 1948 | Paid employees, workweek ended nearest Nov. 15, 1948 | |
|---|--------------------------|---|--|--|-------------------------|
| | | | | Total employees ¹ | Full workweek employees |
| RETAIL TRADE, total..... | 230 | 10,143 | 231 | 427 | 343 |
| Food group..... | 54 | 1,974 | 53 | 59 | 44 |
| Eating and drinking places..... | 31 | 435 | 35 | 63 | 51 |
| General merchandise grp, general stores | 11 | 514 | 9 | 54 | 29 |
| Apparel group..... | 7 | 334 | 6 | 26 | 16 |
| Furniture-home furnishings-appliance grp | 11 | 458 | 13 | 16 | 12 |
| Automotive group..... | 12 | 1,702 | 11 | 57 | 57 |
| Gasoline service stations..... | 32 | 831 | 29 | 24 | 18 |
| Lumber-building-hardware group..... | 31 | 2,006 | 30 | 72 | 70 |
| Drug and proprietary stores..... | 9 | 328 | 11 | 16 | 14 |
| All other retail stores..... | 32 | 1,561 | 34 | 40 | 32 |
| WHOLESALE TRADE..... | 19 | 3,799 | 19 | 62 | x |
| SELECTED SERVICE TRADES, ² /total..... | 57 | 310 | 62 | 23 | 22 |
| Personal services..... | 35 | 162 | 39 | 14 | 13 |
| All other service trades..... | 22 | 148 | 23 | 9 | 9 |

x Not available.

¹/ Includes employees paid for less than the full workweek.

²/ See General Description on last page for changes from the 1939 Census of Business in the coverage of Service Trades.

Table 2.—CENSUS OF BUSINESS PRELIMINARY RESULTS FOR 1948 FOR CITIES OF 2,500 INHABITANTS OR MORE

RAY COUNTY, MO.

(Data omitted for trade groups where necessary to avoid disclosure)

| City and trade group ¹ | Number of establishments | 1948 sales and receipts (Thousand dollars) | Active proprietors of unincorporated businesses Nov. 1948 | Paid employees, workweek ended nearest Nov. 15, 1948 | |
|-----------------------------------|--------------------------|---|--|--|-------------------------|
| | | | | Total employees ² | Full workweek employees |
| Richmond: | | | | | |
| Retail trade..... | 113 | 7,105 | 106 | 336 | 271 |
| Selected service trades.... | 32 | 211 | 36 | 18 | 17 |
| Remainder of county: | | | | | |
| Retail trade..... | 117 | 3,038 | 125 | 91 | 72 |
| Selected service trades... | 25 | 99 | 26 | 5 | 5 |

1/ See General Description on this page for changes from the 1939 Census of Business in the Coverage of Service Trades.

2/ Includes employees paid for less than the full workweek.

GENERAL DESCRIPTION OF PRELIMINARY RELEASES FOR THE 1948 CENSUS OF BUSINESS

This series of releases, of which one is planned for each county in the United States, presents preliminary results of the 1948 Census of Business. The information is based on reports submitted by business establishments for that Census. The figures shown are preliminary, and are subject to revision in the final Census publications, but the changes are expected to be relatively minor with respect to coverage. The final Census figures will be issued in a series of Business Census bulletins which will show additional detailed kind-of-business information for all places where there are a sufficient number of establishments.

The 1948 Census of Business was taken under the provision of the Act of June 19, 1948, which provides that the Business Census be taken for 1948 and for each fifth year thereafter. Previous Business Censuses were taken for the years 1929, 1933, 1935, and 1939.

Scope of the Census.—The 1948 Census of Business covered all establishments in the following trades, as defined by the Standard Industrial Classification Manual, May 1949 issue, of the Executive Office of the President: all retail trades; all wholesale trades; all service trades in the following four groups—personal services, business services, automobile repairs and services, and miscellaneous repair services; hotels; tourist courts and camps; and amusements, including motion picture theaters. Some important services not covered are radio broadcasting and television, medical and health, legal, educational, nonprofit, accounting, and domestic services.

This coverage is similar to that of the 1939 Business Census. However, "custom trades" and "services incidental to transportation," which are no longer included in the standard classification of the service trades, are not covered by the 1948 Census. In a number of localities, these exclusions as well as other changes in the standard classification may have

a considerable effect in comparing 1948 with 1939 data, particularly with respect to establishment count.

Establishment definition.—For Census purposes, a business establishment is defined to include only enterprises conducted from a recognizable place of business, provided that the annual sales were in excess of \$5,000 for a wholesale trade establishment and \$500 for establishments in other trades. A detailed analysis of coverage will be provided in future Census of Business publications.

"Number of establishments" is the number of separate business locations, rather than the number of business companies or organizations, since the Census figures represent information reported separately for each business location or establishment. The establishment count reflects the number of places in business at the end of 1948 excluding administrative and executive offices of multiunit organizations, and "chain store" warehouses.

Sales and receipts.—"1948 sales and receipts" represents sales of merchandise and receipts from repairs and other services to customers. The figures reflect deductions for returned goods and allowances, but not for trade-in allowances; they exclude sales and excise taxes collected from customers and paid directly to any taxing agency.

Proprietors.—"Active proprietors..." represents owners and partners of unincorporated businesses who devoted the major portion of their time to the business in November 1948.

Employment.—"Number of paid employees..." represents all employees on the pay roll for the pay period ending nearest November 15, 1948. "Full workweek" employees, whether regular or seasonal, are those who in the November 15 pay period were paid for working at least the number of hours typically worked in a week by employees of the reporting establishment.

1948 CENSUS OF BUSINESS

RETAIL, WHOLESALE, SERVICE TRADES

U. S. DEPARTMENT OF COMMERCE
BUREAU OF THE CENSUS

PRELIMINARY

For Release April 24, 1950

Release Series BC-1P-24-090

REYNOLDS COUNTY, MO.

Retail and service establishments located in Reynolds County, Missouri, showed a substantial expansion in dollar volume of trade from 1939 to 1948 according to preliminary figures from the 1948 Census of Business released today by the Bureau of the Census, U. S. Department of Commerce.

Retail sales in the county during 1948 aggregated \$2.3 million, an increase of 283 percent over the \$0.6 million in 1939, when the preceding Census of Business was taken. The service trades included in the Census of Business recorded receipts totaling \$32,000 in 1948 compared with \$23,000 in 1939.

Employment in the county also rose over the 9-year period between 1939 and 1948 for the above trades. Establishments in these trades reported a combined total of 61 paid employees for the workweek ended nearest November 15, 1948. This compared with a total of 37 employees reported for the week of November 15, 1939.

These preliminary figures have been derived from a Census report on Reynolds County, Missouri. Final figures, superseding the preliminary data for Reynolds County, will be included in a Bulletin for the State of Missouri to be issued in several months. Similar data will be made available this year in preliminary and final form for each of the counties and States. A single copy of the preliminary release for Reynolds County as well as an order blank for other area releases may be obtained by writing to the Bureau of the Census, Washington 25, D. C.

Table 1.—CENSUS OF BUSINESS PRELIMINARY RESULTS FOR 1948, BY TRADE GROUP

REYNOLDS COUNTY, MO.

| Trade group and kind of business | Number of establishments | 1948 sales and receipts (Thousand dollars) | Active proprietors of unincorporated businesses Nov. 1948 | Paid employees, workweek ended nearest Nov. 15, 1948 | |
|---|--------------------------|---|--|--|-------------------------|
| | | | | Total employees ¹ | Full workweek employees |
| RETAIL TRADE, total..... | 100 | 2,272 | 106 | 58 | 42 |
| Food group..... | 34 | 515 | 36 | 6 | 2 |
| Eating and drinking places..... | 13 | 112 | 14 | 5 | 2 |
| Gasoline service stations..... | 14 | 197 | 16 | 5 | 2 |
| All other retail stores..... | 39 | 1,448 | 40 | 42 | 36 |
| SELECTED SERVICE TRADES ^{2/} | 12 | 32 | 12 | 3 | 2 |

^{1/} Includes employees paid for less than the full workweek.

^{2/} See General Description on last page for changes from the 1939 Census of Business in the coverage of Service Trades.

GENERAL DESCRIPTION OF PRELIMINARY RELEASES FOR THE 1948 CENSUS OF BUSINESS

This series of releases, of which one is planned for each county in the United States, presents preliminary results of the 1948 Census of Business. The information is based on reports submitted by business establishments for that Census. The figures shown are preliminary, and are subject to revision in the final Census publications, but the changes are expected to be relatively minor with respect to coverage. The final Census figures will be issued in a series of Business Census bulletins which will show additional detailed kind-of-business information for all places where there are a sufficient number of establishments.

The 1948 Census of Business was taken under the provision of the Act of June 19, 1948, which provides that the Business Census be taken for 1948 and for each fifth year thereafter. Previous Business Censuses were taken for the years 1929, 1933, 1935, and 1939.

Scope of the Census.—The 1948 Census of Business covered all establishments in the following trades, as defined by the Standard Industrial Classification Manual, May 1949 issue, of the Executive Office of the President: all retail trades; all wholesale trades; all service trades in the following four groups—personal services, business services, automobile repairs and services, and miscellaneous repair services; hotels; tourist courts and camps; and amusements, including motion picture theaters. Some important services not covered are radio broadcasting and television, medical and health, legal, educational, nonprofit, accounting, and domestic services.

This coverage is similar to that of the 1939 Business Census. However, "custom trades" and "services incidental to transportation," which are no longer included in the standard classification of the service trades, are not covered by the 1948 Census. In a number of localities, these exclusions as well as other changes in the standard classification may have a considerable effect in comparing

1948 with 1939 data, particularly with respect to establishment count.

Establishment definition.—For Census purposes, a business establishment is defined to include only enterprises conducted from a recognizable place of business, provided that the annual sales were in excess of \$5,000 for a wholesale trade establishment and \$500 for establishments in other trades. A detailed analysis of coverage will be provided in future Census of Business publications.

"Number of establishments" is the number of separate business locations, rather than the number of business companies or organizations, since the Census figures represent information reported separately for each business location or establishment. The establishment count reflects the number of places in business at the end of 1948 excluding administrative and executive offices of multiunit organizations, and "chain store" warehouses.

Sales and receipts.—"1948 sales and receipts" represents sales of merchandise and receipts from repairs and other services to customers. The figures reflect deductions for returned goods and allowances, but not for trade-in allowances; they exclude sales and excise taxes collected from customers and paid directly to any taxing agency.

Proprietors.—"Active proprietors..." represents owners and partners of unincorporated businesses who devoted the major portion of their time to the business in November 1948.

Employment.—"Number of paid employees..." represents all employees on the pay roll for the pay period ending nearest November 15, 1948. "Full workweek" employees, whether regular or seasonal, are those who in the November 15 pay period were paid for working at least the number of hours typically worked in a week by employees of the reporting establishment.

1948 CENSUS OF BUSINESS

RETAIL, WHOLESALE, SERVICE TRADES

U. S. DEPARTMENT OF COMMERCE
BUREAU OF THE CENSUS

PRELIMINARY

For Release April 24, 1950

Release Series BC-1P-24-091

RIPLEY COUNTY, MO.

Retail, wholesale, and service establishments located in Ripley County, Missouri, showed a substantial expansion in dollar volume of trade from 1939 to 1948 according to preliminary figures from the 1948 Census of Business released today by the Bureau of the Census, U. S. Department of Commerce.

Retail sales in the county during 1948 aggregated \$4.3 million, an increase of 231 percent over the \$1.3 million in 1939, when the preceding Census of Business was taken. Wholesale sales in the county reached a total of \$1.9 million in 1948 as compared with \$0.4 million in 1939. The service trades included in the Census of Business recorded receipts totaling \$115,000 in 1948 compared with \$40,000 in 1939.

Employment in the county also rose over the 9-year period between 1939 and 1948 for the above trades. Establishments in these trades reported a combined total of 217 paid employees for the workweek ended nearest November 15, 1948. This compared with a total of 155 employees reported for the week of November 15, 1939.

These preliminary figures have been derived from a Census report on Ripley County, Missouri. Final figures, superseding the preliminary data for Ripley County, will be included in a Bulletin for the State of Missouri to be issued in several months. Similar data will be made available this year in preliminary and final form for each of the counties and States. A single copy of the preliminary release for Ripley County as well as an order blank for other area releases may be obtained by writing to the Bureau of the Census, Washington 25, D. C.

Table 1.—CENSUS OF BUSINESS PRELIMINARY RESULTS FOR 1948, BY TRADE GROUP

RIPLEY COUNTY, MO.

| Trade group and kind of business | Number of establishments | 1948 sales and receipts (Thousand dollars) | Active proprietors of unincorporated businesses Nov. 1948 | Paid employees, workweek ended nearest Nov. 15, 1948 | |
|---|--------------------------|---|--|--|-------------------------|
| | | | | Total employees ¹ | Full workweek employees |
| RETAIL TRADE, total..... | 140 | 4,269 | 155 | 176 | 115 |
| Food group..... | 35 | 991 | 38 | 27 | 12 |
| Eating and drinking places..... | 15 | 105 | 15 | 20 | 10 |
| Gasoline service stations..... | 27 | 278 | 28 | 7 | 5 |
| All other retail stores..... | 63 | 2,895 | 74 | 122 | 88 |
| WHOLESALE TRADE..... | 9 | 1,947 | 7 | 21 | x |
| SELECTED SERVICE TRADES ^{2/} | 16 | 115 | 14 | 20 | 13 |

x Not available.

^{1/} Includes employees paid for less than the full workweek.

^{2/} See General Description on last page for changes from the 1939 Census of Business in the coverage of Service Trades.

GENERAL DESCRIPTION OF PRELIMINARY RELEASES FOR THE 1948 CENSUS OF BUSINESS

This series of releases, of which one is planned for each county in the United States, presents preliminary results of the 1948 Census of Business. The information is based on reports submitted by business establishments for that Census. The figures shown are preliminary, and are subject to revision in the final Census publications, but the changes are expected to be relatively minor with respect to coverage. The final Census figures will be issued in a series of Business Census bulletins which will show additional detailed kind-of-business information for all places where there are a sufficient number of establishments.

The 1948 Census of Business was taken under the provision of the Act of June 19, 1948, which provides that the Business Census be taken for 1948 and for each fifth year thereafter. Previous Business Censuses were taken for the years 1929, 1933, 1935, and 1939.

Scope of the Census.—The 1948 Census of Business covered all establishments in the following trades, as defined by the Standard Industrial Classification Manual, May 1949 issue, of the Executive Office of the President: all retail trades; all wholesale trades; all service trades in the following four groups—personal services, business services, automobile repairs and services, and miscellaneous repair services; hotels; tourist courts and camps; and amusements, including motion picture theaters. Some important services not covered are radio broadcasting and television, medical and health, legal, educational, nonprofit, accounting, and domestic services.

This coverage is similar to that of the 1939 Business Census. However, "custom trades" and "services incidental to transportation," which are no longer included in the standard classification of the service trades, are not covered by the 1948 Census. In a number of localities, these exclusions as well as other changes in the standard classification may have a considerable effect in comparing

1948 with 1939 data, particularly with respect to establishment count.

Establishment definition.—For Census purposes, a business establishment is defined to include only enterprises conducted from a recognizable place of business, provided that the annual sales were in excess of \$5,000 for a wholesale trade establishment and \$500 for establishments in other trades. A detailed analysis of coverage will be provided in future Census of Business publications.

"Number of establishments" is the number of separate business locations, rather than the number of business companies or organizations, since the Census figures represent information reported separately for each business location or establishment. The establishment count reflects the number of places in business at the end of 1948 excluding administrative and executive offices of multiunit organizations, and "chain store" warehouses.

Sales and receipts.—"1948 sales and receipts" represents sales of merchandise and receipts from repairs and other services to customers. The figures reflect deductions for returned goods and allowances, but not for trade-in allowances; they exclude sales and excise taxes collected from customers and paid directly to any taxing agency.

Proprietors.—"Active proprietors..." represents owners and partners of unincorporated businesses who devoted the major portion of their time to the business in November 1948.

Employment.—"Number of paid employees..." represents all employees on the pay roll for the pay period ending nearest November 15, 1948. "Full workweek" employees, whether regular or seasonal, are those who in the November 15 pay period were paid for working at least the number of hours typically worked in a week by employees of the reporting establishment.

1948 CENSUS OF BUSINESS

RETAIL, WHOLESALE, SERVICE TRADES

U. S. DEPARTMENT OF COMMERCE
BUREAU OF THE CENSUS

PRELIMINARY

For Release April 24, 1950

Release Series BC-1P-24-092

ST. CHARLES COUNTY, MO.

Retail, wholesale, and service establishments located in St. Charles County, Missouri, showed a substantial expansion in dollar volume of trade from 1939 to 1948 according to preliminary figures from the 1948 Census of Business released today by the Bureau of the Census, U. S. Department of Commerce.

Retail sales in the county during 1948 aggregated \$20.4 million, an increase of 234 percent over the \$6.1 million in 1939, when the preceding Census of Business was taken. Wholesale sales in the county reached a total of \$7.8 million in 1948 as compared with \$1.9 million in 1939. The service trades included in the Census of Business recorded receipts totaling \$890,000 in 1948 compared with \$259,000 in 1939.

Employment in the county also rose over the 9-year period between 1939 and 1948 for the above trades. Establishments in these trades reported a combined total of 1,279 paid employees for the workweek ended nearest November 15, 1948. This compared with a total of 802 employees reported for the week of November 15, 1939.

These preliminary figures have been derived from a Census report on St. Charles County, Missouri, which also includes data for the city of St. Charles. Final figures, superseding the preliminary data for St. Charles County, will be included in a Bulletin for the State of Missouri to be issued in several months. Similar data will be made available this year in preliminary and final form for each of the counties and States. A single copy of the preliminary release for St. Charles County as well as an order blank for other area releases may be obtained by writing to the Bureau of the Census, Washington 25, D. C.

Table 1.—CENSUS OF BUSINESS PRELIMINARY RESULTS FOR 1948, BY TRADE GROUP
ST. CHARLES COUNTY, MO.

| Trade group and kind of business | Number of establishments | 1948 sales and receipts (Thousand dollars) | Active proprietors of unincorporated businesses Nov. 1948 | Paid employees, workweek ended nearest Nov. 15, 1948 | |
|--|--------------------------|---|--|--|-------------------------|
| | | | | Total employees ¹ | Full workweek employees |
| RETAIL TRADE, total..... | 375 | 20,395 | 358 | 1,024 | 808 |
| Food group..... | 85 | 4,677 | 95 | 155 | 123 |
| Eating and drinking places..... | 91 | 2,173 | 94 | 238 | 176 |
| General merchandise grp, general stores | 18 | 1,632 | 14 | 114 | 68 |
| Apparel group..... | 23 | 1,268 | 16 | 80 | 63 |
| Furniture-home furnishings-appliance grp | 21 | 1,013 | 16 | 57 | 46 |
| Automotive group..... | 19 | 3,137 | 12 | 114 | 114 |
| Gasoline service stations..... | 47 | 1,184 | 46 | 43 | 29 |
| Lumber-building-hardware group..... | 25 | 2,890 | 20 | 104 | 97 |
| Drug and proprietary stores..... | 9 | 509 | 9 | 34 | 29 |
| All other retail stores..... | 37 | 1,912 | 36 | 85 | 63 |
| WHOLESALE TRADE, total..... | 36 | 7,779 | 27 | 150 | x |
| Merchant wholesalers..... | 14 | 2,622 | 7 | 92 | x |
| All other wholesale..... | 22 | 5,157 | 20 | 58 | x |
| SELECTED SERVICE TRADES, ² / _{total} | 84 | 890 | 82 | 105 | 97 |
| Personal services..... | 43 | 474 | 40 | 73 | 66 |
| All other service trades..... | 41 | 416 | 42 | 32 | 31 |

x Not available.

1/ Includes employees paid for less than the full workweek.

²/ _{See General Description on last page for changes from the 1939 Census of Business in the coverage of Service Trades.}

Table 2.—CENSUS OF BUSINESS PRELIMINARY RESULTS FOR 1948 FOR CITIES OF 2,500 INHABITANTS OR MORE
ST. CHARLES COUNTY, MO.

(Data omitted for trade groups where necessary to avoid disclosure)

| City and trade group ¹ | Number of establishments | 1948 sales and receipts (Thousand dollars) | Active proprietors of unincorporated businesses Nov. 1948 | Paid employees, workweek ended nearest Nov. 15, 1948 | |
|-----------------------------------|--------------------------|---|--|--|-------------------------|
| | | | | Total employees ² | Full workweek employees |
| St. Charles: | | | | | |
| Retail trade..... | 211 | 14,308 | 186 | 789 | 609 |
| Wholesale trade..... | 21 | 4,429 | 17 | 105 | x |
| Selected service trades.... | 49 | 652 | 49 | 90 | 83 |
| Remainder of county: | | | | | |
| Retail trade..... | 164 | 6,087 | 172 | 235 | 199 |
| Wholesale trade..... | 15 | 3,350 | 10 | 45 | x |
| Selected service trades.... | 35 | 238 | 33 | 15 | 14 |

x Not available.

1/ See General Description on this page for changes from the 1939 Census of Business in the coverage of Service Trades.

2/ Includes employees paid for less than the full workweek.

GENERAL DESCRIPTION OF PRELIMINARY RELEASES FOR THE 1948 CENSUS OF BUSINESS

This series of releases, of which one is planned for each county in the United States, presents preliminary results of the 1948 Census of Business. The information is based on reports submitted by business establishments for that Census. The figures shown are preliminary, and are subject to revision in the final Census publications, but the changes are expected to be relatively minor with respect to coverage. The final Census figures will be issued in a series of Business Census bulletins which will show additional detailed kind-of-business information for all places where there are a sufficient number of establishments.

The 1948 Census of Business was taken under the provision of the Act of June 19, 1948, which provides that the Business Census be taken for 1948 and for each fifth year thereafter. Previous Business Censuses were taken for the years 1929, 1933, 1935, and 1939.

Scope of the Census.—The 1948 Census of Business covered all establishments in the following trades, as defined by the Standard Industrial Classification Manual, May 1949 issue, of the Executive Office of the President: all retail trades; all wholesale trades; all service trades in the following four groups—personal services, business services, automobile repairs and services, and miscellaneous repair services; hotels; tourist courts and camps; and amusements, including motion picture theaters. Some important services not covered are radio broadcasting and television, medical and health, legal, educational, nonprofit, accounting, and domestic services.

This coverage is similar to that of the 1939 Business Census. However, "custom trades" and "services incidental to transportation," which are no longer included in the standard classification of the service trades, are not covered by the 1948 Census. In a number of localities, these exclusions as well as other changes in the standard classification may have

a considerable effect in comparing 1948 with 1939 data, particularly with respect to establishment count.

Establishment definition.—For Census purposes, a business establishment is defined to include only enterprises conducted from a recognizable place of business, provided that the annual sales were in excess of \$5,000 for a wholesale trade establishment and \$500 for establishments in other trades. A detailed analysis of coverage will be provided in future Census of Business publications.

"Number of establishments" is the number of separate business locations, rather than the number of business companies or organizations, since the Census figures represent information reported separately for each business location or establishment. The establishment count reflects the number of places in business at the end of 1948 excluding administrative and executive offices of multiunit organizations, and "chain store" warehouses.

Sales and receipts.—"1948 sales and receipts" represents sales of merchandise and receipts from repairs and other services to customers. The figures reflect deductions for returned goods and allowances, but not for trade-in allowances; they exclude sales and excise taxes collected from customers and paid directly to any taxing agency.

Proprietors.—"Active proprietors..." represents owners and partners of unincorporated businesses who devoted the major portion of their time to the business in November 1948.

Employment.—"Number of paid employees..." represents all employees on the pay roll for the pay period ending nearest November 15, 1948. "Full workweek" employees, whether regular or seasonal, are those who in the November 15 pay period were paid for working at least the number of hours typically worked in a week by employees of the reporting establishment.

1948 CENSUS OF BUSINESS

RETAIL, WHOLESALE, SERVICE TRADES

U. S. DEPARTMENT OF COMMERCE
BUREAU OF THE CENSUS

PRELIMINARY

For Release April 24, 1950

Release Series BC-1P-24-093

ST. CLAIR COUNTY, MO.

Retail, wholesale, and service establishments located in St. Clair County, Missouri, showed a substantial expansion in dollar volume of trade from 1939 to 1948 according to preliminary figures from the 1948 Census of Business released today by the Bureau of the Census, U. S. Department of Commerce.

Retail sales in the county during 1948 aggregated \$5.1 million, an increase of 292 percent over the \$1.3 million in 1939, when the preceding Census of Business was taken.

Wholesale sales in the county reached a total of \$1.3 million in 1948 as compared with \$0.7 million in 1939. The service trades included in the Census of Business recorded receipts totaling \$116,000 in 1948 compared with \$57,000 in 1939.

Employment in the county also rose over the 9-year period between 1939 and 1948 for the above trades. Establishments in these trades reported a combined total of 239 paid employees for the workweek ended nearest November 15, 1948. This compared with a total of 198 employees reported for the week of November 15, 1939.

These preliminary figures have been derived from a Census report on St. Clair County, Missouri. Final figures, superseding the preliminary data for St. Clair County, will be included in a Bulletin for the State of Missouri to be issued in several months. Similar data will be made available this year in preliminary and final form for each of the counties and States. A single copy of the preliminary release for St. Clair County as well as an order blank for other area releases may be obtained by writing to the Bureau of the Census, Washington 25, D. C.

Table 1.—CENSUS OF BUSINESS PRELIMINARY RESULTS FOR 1948, BY TRADE GROUP
ST. CLAIR COUNTY, MO.

| Trade group and kind of business | Number of establishments | 1948 sales and receipts (Thousand dollars) | Active proprietors of unincorporated businesses Nov. 1948 | Paid employees, workweek ended nearest Nov. 15, 1948 | |
|---|--------------------------|---|--|--|-------------------------|
| | | | | Total employees ¹ | Full workweek employees |
| RETAIL TRADE, total..... | 146 | 5,093 | 165 | 198 | 149 |
| Food group..... | 20 | 742 | 24 | 23 | 13 |
| Eating and drinking places..... | 18 | 198 | 18 | 37 | 21 |
| Gasoline service stations..... | 26 | 411 | 33 | 15 | 12 |
| All other retail stores..... | 82 | 3,742 | 90 | 123 | 103 |
| WHOLESALE TRADE..... | 11 | 1,268 | 12 | 19 | x |
| SELECTED SERVICE TRADES ^{2/} | 25 | 116 | 25 | 22 | 5 |

x Not available.

^{1/} Includes employees paid for less than the full workweek.

^{2/} See General Description on last page for changes from the 1939 Census of Business in the coverage of Service Trades.

90256

GENERAL DESCRIPTION OF PRELIMINARY RELEASES FOR THE 1948 CENSUS OF BUSINESS

This series of releases, of which one is planned for each county in the United States, presents preliminary results of the 1948 Census of Business. The information is based on reports submitted by business establishments for that Census. The figures shown are preliminary, and are subject to revision in the final Census publications, but the changes are expected to be relatively minor with respect to coverage. The final Census figures will be issued in a series of Business Census bulletins which will show additional detailed kind-of-business information for all places where there are a sufficient number of establishments.

The 1948 Census of Business was taken under the provision of the Act of June 19, 1948, which provides that the Business Census be taken for 1948 and for each fifth year thereafter. Previous Business Censuses were taken for the years 1929, 1933, 1935, and 1939.

Scope of the Census.—The 1948 Census of Business covered all establishments in the following trades, as defined by the Standard Industrial Classification Manual, May 1949 issue, of the Executive Office of the President: all retail trades; all wholesale trades; all service trades in the following four groups—personal services, business services, automobile repairs and services, and miscellaneous repair services; hotels; tourist courts and camps; and amusements, including motion picture theaters. Some important services not covered are radio broadcasting and television, medical and health, legal, educational, nonprofit, accounting, and domestic services.

This coverage is similar to that of the 1939 Business Census. However, "custom trades" and "services incidental to transportation," which are no longer included in the standard classification of the service trades, are not covered by the 1948 Census. In a number of localities, these exclusions as well as other changes in the standard classification may have a considerable effect in comparing

1948 with 1939 data, particularly with respect to establishment count.

Establishment definition.—For Census purposes, a business establishment is defined to include only enterprises conducted from a recognizable place of business, provided that the annual sales were in excess of \$5,000 for a wholesale trade establishment and \$500 for establishments in other trades. A detailed analysis of coverage will be provided in future Census of Business publications.

"Number of establishments" is the number of separate business locations, rather than the number of business companies or organizations, since the Census figures represent information reported separately for each business location or establishment. The establishment count reflects the number of places in business at the end of 1948 excluding administrative and executive offices of multiunit organizations, and "chain store" warehouses.

Sales and receipts.—"1948 sales and receipts" represents sales of merchandise and receipts from repairs and other services to customers. The figures reflect deductions for returned goods and allowances, but not for trade-in allowances; they exclude sales and excise taxes collected from customers and paid directly to any taxing agency.

Proprietors.—"Active proprietors..." represents owners and partners of unincorporated businesses who devoted the major portion of their time to the business in November 1948.

Employment.—"Number of paid employees..." represents all employees on the pay roll for the pay period ending nearest November 15, 1948. "Full workweek" employees, whether regular or seasonal, are those who in the November 15 pay period were paid for working at least the number of hours typically worked in a week by employees of the reporting establishment.

1948 CENSUS OF BUSINESS

RETAIL, WHOLESALE, SERVICE TRADES

U. S. DEPARTMENT OF COMMERCE
BUREAU OF THE CENSUS

PRELIMINARY

For Release May 1, 1950

Release Series BC-1P-24-094

ST. FRANCOIS COUNTY, MO.

Retail, wholesale, and service establishments located in St. Francois County, Missouri, showed a substantial expansion in dollar volume of trade from 1939 to 1948 according to preliminary figures from the 1948 Census of Business released today by the Bureau of the Census, U. S. Department of Commerce.

Retail sales in the county during 1948 aggregated \$22.0 million, an increase of 165 percent over the \$8.3 million in 1939, when the preceding Census of Business was taken. Wholesale sales in the county reached a total of \$13.0 million in 1948 as compared with \$4.7 million in 1939. The service trades included in the Census of Business recorded receipts totaling \$889,000 in 1948 compared with \$312,000 in 1939.

Employment in the county also rose over the 9-year period between 1939 and 1948 for the above trades. Establishments in these trades reported a combined total of 1,454 paid employees for the workweek ended nearest November 15, 1948. This compared with a total of 1,198 employees reported for the week of November 15, 1939.

These preliminary figures have been derived from a Census report on St. Francois County, Missouri, which also includes data for the cities of Bonne Terre, Farmington, and Flat River. Final figures, superseding the preliminary data for St. Francois County, will be included in a Bulletin for the State of Missouri to be issued in several months. Similar data will be made available this year in preliminary and final form for each of the counties and States. A single copy of the preliminary release for St. Francois County as well as an order blank for other area releases may be obtained by writing to the Bureau of the Census, Washington 25, D. C.

Table 1.—CENSUS OF BUSINESS PRELIMINARY RESULTS FOR 1948, BY TRADE GROUP

ST. FRANCOIS COUNTY, MO.

| Trade group and kind of business | Number of establishments | 1948 sales and receipts (Thousand dollars) | Active proprietors of unincorporated businesses Nov. 1948 | Paid employees, workweek ended nearest Nov. 15, 1948 | |
|---|--------------------------|---|--|--|-------------------------|
| | | | | Total employees ¹ | Full workweek employees |
| RETAIL TRADE, total..... | 479 | 22,030 | 442 | 1,096 | 886 |
| Food group..... | 135 | 6,726 | 134 | 236 | 179 |
| Eating and drinking places..... | 90 | 1,228 | 86 | 148 | 117 |
| General merchandise grp, general stores | 13 | 1,189 | 6 | 109 | 68 |
| Apparel group..... | 24 | 1,398 | 22 | 77 | 63 |
| Furniture-home furnisgns-appliance grp | 26 | 1,151 | 21 | 60 | 54 |
| Automotive group..... | 33 | 4,114 | 29 | 140 | 134 |
| Gasoline service stations..... | 59 | 1,490 | 56 | 67 | 55 |
| Lumber-building-hardware group..... | 31 | 2,505 | 20 | 127 | 112 |
| Drug and proprietary stores..... | 17 | 679 | 19 | 54 | 40 |
| All other retail stores..... | 51 | 1,550 | 49 | 78 | 64 |
| WHOLESALE TRADE, total..... | 34 | 12,999 | 28 | 195 | x |
| Merchant wholesalers..... | 21 | 11,118 | 16 | 169 | x |
| Other types of wholesale..... | 13 | 1,881 | 12 | 26 | x |
| SELECTED SERVICE TRADES, ² /total..... | 105 | 889 | 112 | 163 | 143 |
| Personal services..... | 72 | 638 | 73 | 140 | 122 |
| All other service trades..... | 33 | 251 | 39 | 23 | 21 |
| HOTELS..... | 7 | 95 | 6 | 15 | 14 |
| AMUSEMENTS..... | 12 | 359 | 9 | 71 | x |

x Not available.

¹/ Includes employees paid for less than the full workweek.

²/ See General Description on last page for changes from the 1939 Census of Business in the coverage of Service Trades.

Table 2.—CENSUS OF BUSINESS PRELIMINARY RESULTS FOR 1948 FOR CITIES OF 2,500 INHABITANTS OR MORE

ST. FRANCOIS COUNTY, MO.

(Data omitted for trade groups where necessary to avoid disclosure)

| City and trade group ¹ | Number of establishments | 1948 sales and receipts (Thousand dollars) | Active proprietors of unincorporated businesses Nov. 1948 | Paid employees, workweek ended nearest Nov. 15, 1948 | |
|--|--------------------------|---|--|--|-------------------------|
| | | | | Total employees ² | Full workweek employees |
| Bonne Terre: | | | | | |
| Retail trade..... | 61 | 2,851 | 55 | 126 | 102 |
| Selected service trades... | 14 | 103 | 14 | 15 | 14 |
| Farmington: | | | | | |
| Retail trade..... | 99 | 6,602 | 87 | 325 | 280 |
| Selected service trades... | 28 | 221 | 27 | 59 | 47 |
| Flat River: | | | | | |
| Retail trade..... | 98 | 5,401 | 88 | 312 | 238 |
| Wholesale trade..... | 13 | 2,837 | 13 | 47 | x |
| Selected service trades... | 31 | 278 | 35 | 48 | 44 |
| Remainder of county:^{3/} | | | | | |
| Retail trade..... | 221 | 7,176 | 212 | 333 | 266 |
| Wholesale trade..... | 21 | 10,162 | 15 | 148 | x |
| Selected service trades... | 32 | 287 | 36 | 41 | 38 |

x Not available.

^{1/} See General Description on this page for changes from the 1939 Census of Business in the coverage of Service Trades.

^{2/} Includes employees paid for less than the full workweek.

^{3/} Includes figures for establishments, other than wholesale, not located in cities of 2,500 inhabitants or more, and wholesale establishments not located in cities of 5,000 inhabitants or more.

GENERAL DESCRIPTION OF PRELIMINARY RELEASES FOR THE 1948 CENSUS OF BUSINESS

This series of releases, of which one is planned for each county in the United States, presents preliminary results of the 1948 Census of Business. The information is based on reports submitted by business establishments for that Census. The figures shown are preliminary, and are subject to revision in the final Census publications, but the changes are expected to be relatively minor with respect to coverage. The final Census figures will be issued in a series of Business Census bulletins which will show additional detailed kind-of-business information for all places where there are a sufficient number of establishments.

The 1948 Census of Business was taken under the provision of the Act of June 19, 1948, which provides that the Business Census be taken for 1948 and for each fifth year thereafter. Previous Business Censuses were taken for the years 1929, 1933, 1936, and 1939.

Scope of the Census.—The 1948 Census of Business covered all establishments in the following trades, as defined by the Standard Industrial Classification Manual, May 1949 issue, of the Executive Office of the President: all retail trades; all wholesale trades; all service trades in the following four groups—personal services, business services, automobile repairs and services, and miscellaneous repair services; hotels; tourist courts and camps; and amusements, including motion picture theaters. Some important services not covered are radio broadcasting and television, medical and health, legal, educational, nonprofit, accounting, and domestic services.

This coverage is similar to that of the 1939 Business Census. However, "custom trades" and "services incidental to transportation," which are no longer included in the standard classification of the service trades, are not covered by the 1948 Census. In a number of localities, these exclusions as well as

other changes in the standard classification may have a considerable effect in comparing 1948 with 1939 data, particularly with respect to establishment count.

Establishment definition.—For Census purposes, a business establishment is defined to include only enterprises conducted from a recognizable place of business, provided that the annual sales were in excess of \$5,000 for a wholesale trade establishment and \$500 for establishments in other trades. A detailed analysis of coverage will be provided in future Census of Business publications.

"Number of establishments" is the number of separate business locations, rather than the number of business companies or organizations, since the Census figures represent information reported separately for each business location or establishment. The establishment count reflects the number of places in business at the end of 1948 excluding administrative and executive offices of multiunit organizations, and "chain store" warehouses.

Sales and receipts.—"1948 sales and receipts" represents sales of merchandise and receipts from repairs and other services to customers. The figures reflect deductions for returned goods and allowances, but not for trade-in allowances; they exclude sales and excise taxes collected from customers and paid directly to any taxing agency.

Proprietors.—"Active proprietors..." represents owners and partners of unincorporated businesses who devoted the major portion of their time to the business in November 1948.

Employment.—"Number of paid employees..." represents all employees on the pay roll for the pay period ending nearest November 15, 1948. "Full workweek" employees, whether regular or seasonal, are those who in the November 15 pay period were paid for working at least the number of hours typically worked in a week by employees of the reporting establishment.

1948 CENSUS OF BUSINESS

RETAIL, WHOLESALE, SERVICE TRADES

U. S. DEPARTMENT OF COMMERCE
BUREAU OF THE CENSUS

PRELIMINARY

For Release May 15, 1950

Release Series BC-1P-24-095

ST. LOUIS COUNTY, MO.

Retail, wholesale, and service establishments located in St. Louis County, Missouri, showed a substantial expansion in dollar volume of trade from 1939 to 1948 according to preliminary figures from the 1948 Census of Business released today by the Bureau of the Census, U. S. Department of Commerce.

Retail sales in the county during 1948 aggregated \$253.2 million, an increase of 286 percent over the \$65.6 million sales in 1939, when the preceding Census of Business was taken. Wholesale sales volume in the county showed a 963 percent rise over the same period, reaching a total of \$191.3 million in 1948 as compared with \$18.0 million in 1939. The service trades included in the Census of Business reported receipts totaling \$13.0 million in 1948 compared with \$3.3 million in 1939. Amusement businesses in the county recorded receipts of \$3.2 million in 1948. No comparable figure for 1939 is available.

Employment in the county also rose over the 9-year period between 1939 and 1948 for the trades covered by the Census of Business. Retail trade establishments reported 12,759 paid employees for the workweek ended nearest November 15, 1948. Of these, 9,772 worked the full week, and the remainder part of the week. The comparable total and full workweek figures for 1939 were 6,658 and 5,286. Wholesale trade establishments reported a total of 1,544 full- and part-week employees for the week of November 15, 1948, compared with 797 for the same week in 1939. For the selected service trades, November 15, 1948, paid employees numbered 1,953; the comparable figure for 1939, adjusted for change in scope between the two Censuses, was 1,051.

These preliminary figures have been derived from a Census report on St. Louis County, Missouri. The report also contains data for the cities of Berkeley, Brentwood, Clayton, Ferguson, Glendale, Kirkwood, Ladue, Maplewood, Overland, Richmond Heights, University City, and Webster Groves.

Final figures, superseding the preliminary data for St. Louis County, will be included in a Bulletin for the State of Missouri to be issued in several months. Similar data will be made available this year in preliminary and final form for each of the counties and States. A single copy of the preliminary release for St. Louis County as well as an order blank for other area releases may be obtained by writing to the Bureau of the Census, Washington 25, D. C.

Table 1.—CENSUS OF BUSINESS PRELIMINARY RESULTS FOR 1948, BY TRADE GROUP
ST. LOUIS COUNTY, MO.

| Trade group and kind of business | Number of establishments | 1948 sales and receipts (Thousand dollars) | Active proprietors of unincorporated businesses Nov. 1948 | Paid employees, workweek ended nearest Nov. 15, 1948 | |
|---|--------------------------|---|--|--|-------------------------|
| | | | | Total employees ¹ | Full workweek employees |
| RETAIL TRADE, total..... | 3,239 | 253,242 | 3,067 | 12,759 | 9,772 |
| Food group..... | 843 | 77,385 | 811 | 2,867 | 2,002 |
| Eating and drinking places..... | 711 | 18,047 | 747 | 2,250 | 1,659 |
| General merchandise grp, general stores | 85 | 12,962 | 83 | 1,503 | 1,062 |
| Apparel group..... | 187 | 11,332 | 165 | 734 | 518 |
| Furniture-home furnishings-appliance grp | 119 | 7,003 | 112 | 420 | 386 |
| Automotive group..... | 110 | 43,167 | 69 | 1,161 | 1,111 |
| Gasoline service stations..... | 530 | 24,372 | 549 | 1,039 | 745 |
| Lumber-building-hardware group..... | 168 | 26,343 | 117 | 1,242 | 1,102 |
| Drug and proprietary stores..... | 122 | 12,462 | 85 | 760 | 564 |
| All other retail stores..... | 364 | 20,169 | 329 | 783 | 623 |
| WHOLESALE TRADE, total..... | 203 | 191,274 | 111 | 1,544 | x |
| Merchant wholesalers, total..... | 136 | 44,926 | 77 | 1,016 | x |
| Groceries, foods..... | 29 | 6,184 | 24 | 151 | x |
| Hardware, elec'l. plum'g and heat'g. | 8 | 2,155 | 2 | 70 | x |
| Mach'y, equip't, industrial supplies | 8 | 1,730 | 6 | 66 | x |
| Automotive parts, accessories..... | 23 | 2,409 | 16 | 141 | x |
| All other merchant wholesalers..... | 68 | 32,448 | 29 | 588 | x |
| Agents, brokers (merchandise)..... | 27 | 14,974 | 18 | 100 | x |
| Other types of wholesale..... | 40 | 131,374 | 16 | 428 | x |
| SELECTED SERVICE TRADES, ^{2/} total..... | 903 | 12,953 | 934 | 1,953 | 1,732 |
| Personal services..... | 575 | 7,265 | 586 | 1,384 | 1,216 |
| Business services..... | 36 | 1,068 | 28 | 148 | 140 |
| Automotive repairs and services..... | 158 | 2,772 | 175 | 248 | 225 |
| Other repair services..... | 134 | 1,848 | 145 | 173 | 151 |
| HOTELS..... | 6 | 90 | 4 | 18 | 13 |
| TOURIST COURTS AND CAMPS..... | 52 | 914 | 62 | 102 | 90 |
| AMUSEMENTS..... | 81 | 3,244 | 46 | 630 | x |

x Not available.

^{1/} Includes employees paid for less than the full workweek.

^{2/} See General Description on last page for changes from the 1939 Census of Business in the coverage of Service Trades.

Table 2.—CENSUS OF BUSINESS PRELIMINARY RESULTS FOR 1948 FOR CITIES OF 2,500 INHABITANTS OR MORE

ST. LOUIS COUNTY, MO.

(Data omitted for trade groups where necessary to avoid disclosure)

| City and trade group ¹ | Number of establishments | 1948 sales and receipts (Thousand dollars) | Active proprietors of unincorporated businesses Nov. 1948 | Paid employees, workweek ended nearest Nov. 15, 1948 | |
|-----------------------------------|-------------------------------------|---|--|--|-------------------------|
| | | | | Total employees ² | Full workweek employees |
| Berkeley: | | | | | |
| Retail trade..... | 22 | 611 | 24 | 27 | 19 |
| Selected service trades.. | Included with "Remainder of county" | | | | |
| Brentwood: | | | | | |
| Retail trade..... | 76 | 4,979 | 68 | 312 | 268 |
| Selected service..... | 16 | 262 | 14 | 32 | 28 |
| Clayton: | | | | | |
| Retail trade..... | 188 | 30,760 | 119 | 2,185 | 1,835 |
| Wholesale trade..... | 20 | 18,772 | 7 | 77 | x |
| Selected service trades.. | 70 | 1,560 | 66 | 314 | 294 |
| Ferguson: | | | | | |
| Retail trade..... | 67 | 6,060 | 66 | 321 | 240 |
| Wholesale trade..... | Included with "Remainder of county" | | | | |
| Selected service trades.. | 20 | 321 | 27 | 76 | 68 |
| Glendale: | | | | | |
| Retail trade..... | 9 | 767 | 8 | 64 | 46 |
| Kirkwood: | | | | | |
| Retail trade..... | 144 | 13,868 | 134 | 669 | 532 |
| Wholesale trade..... | 12 | 2,997 | 4 | 38 | x |
| Selected service trades.. | 45 | 514 | 44 | 64 | 51 |
| Ladue: | | | | | |
| Retail trade..... | 35 | 2,988 | 26 | 147 | 134 |
| Selected service trades.. | Included with "Remainder of county" | | | | |
| Maplewood: | | | | | |
| Retail trade..... | 215 | 27,261 | 181 | 1,358 | 992 |
| Wholesale trade..... | 15 | 3,764 | 16 | 83 | x |
| Selected service trades.. | 77 | 1,007 | 84 | 135 | 121 |
| Overland: | | | | | |
| Retail trade..... | 116 | 10,988 | 114 | 501 | 346 |
| Selected service trades.. | 31 | 646 | 28 | 99 | 97 |
| Richmond Heights: | | | | | |
| Retail trade..... | 89 | 7,367 | 87 | 395 | 259 |
| Wholesale trade..... | 16 | 3,393 | 9 | 43 | x |
| Selected service trades.. | 37 | 756 | 39 | 147 | 139 |
| Amusements..... | 7 | 487 | 2 | 107 | x |

Continued

Table 2.—CENSUS OF BUSINESS PRELIMINARY RESULTS FOR 1948 FOR CITIES OF 2,500 INHABITANTS OR MORE

ST. LOUIS COUNTY, MO.

(Data omitted for trade groups where necessary to avoid disclosure)

| City and trade group ¹ | Number of establishments | 1948 sales and receipts (Thousand dollars) | Active proprietors of unincorporated businesses Nov. 1948 | Paid employees, workweek ended nearest Nov. 15, 1948 | |
|-----------------------------------|--------------------------|---|--|--|-------------------------|
| | | | | Total employees ² | Full workweek employees |
| University City: | | | | | |
| Retail trade..... | 236 | 21,485 | 223 | 1,135 | 875 |
| Wholesale trade..... | 23 | 11,984 | 12 | 236 | x |
| Selected service trades... | 92 | 1,663 | 99 | 262 | 243 |
| Amusements..... | 8 | 434 | 4 | 71 | x |
| Webster Groves: | | | | | |
| Retail trade..... | 144 | 15,097 | 129 | 661 | 550 |
| Wholesale trade..... | 5 | 1,996 | 1 | 28 | x |
| Selected service trades... | 68 | 1,063 | 75 | 132 | 119 |
| Remainder of county: 3/ | | | | | |
| Retail trade..... | 1,898 | 111,011 | 1,888 | 4,984 | 3,676 |
| Wholesale trade..... | 112 | 148,368 | 62 | 1,039 | x |
| Selected service trades... | 447 | 5,161 | 458 | 692 | 572 |
| Amusements..... | 45 | 1,679 | 31 | 257 | x |

x Not available.

- 1/ See General Description on this page for changes from the 1939 Census of Business in the coverage of Service Trades.
- 2/ Includes employees paid for less than the full workweek.
- 3/ Except as indicated above, includes figures for establishments, other than wholesale, not located in cities of 2,500 inhabitants or more, and wholesale establishments not located in cities of 5,000 inhabitants or more.

GENERAL DESCRIPTION OF PRELIMINARY RELEASES FOR THE 1948 CENSUS OF BUSINESS

This series of releases, of which one is planned for each county in the United States, presents preliminary results of the 1948 Census of Business. The information is based on reports submitted by business establishments for that Census. The figures shown are preliminary, and are subject to revision in the final Census publications, but the changes are expected to be relatively minor with respect to coverage. The final Census figures will be issued in a series of Business Census bulletins which will show additional detailed kind-of-business information for all places where there are a sufficient number of establishments.

The 1948 Census of Business was taken under the provision of the Act of June 19, 1948, which provides that the Business Census be taken for 1948 and for each fifth year thereafter. Previous Business Censuses were taken for the years 1929, 1933, 1935, and 1939.

Scope of the Census.—The 1948 Census of Business covered all establishments in the following trades, as defined by the Standard Industrial Classification Manual, May 1949 issue, of the Executive Office of the President: all retail trades; all wholesale trades; all service trades in the following four groups—personal services, business services, automobile repairs and services, and miscellaneous repair services; hotels; tourist courts and camps; and amusements, including motion picture theaters. Some important services not covered are radio broadcasting and television, medical and health, legal, educational, nonprofit, accounting, and domestic services.

This coverage is similar to that of the 1939 Business Census. However, "custom trades" and "services incidental to transportation," which are no longer included in the standard classification of the service trades, are not covered by the 1948 Census. In a number of localities, these exclusions as well as

other changes in the standard classification may have a considerable effect in comparing 1948 with 1939 data, particularly with respect to establishment count.

Establishment definition.—For Census purposes, a business establishment is defined to include only enterprises conducted from a recognizable place of business, provided that the annual sales were in excess of \$5,000 for a wholesale trade establishment and \$500 for establishments in other trades. A detailed analysis of coverage will be provided in future Censuses of Business publications.

"Number of establishments" is the number of separate business locations, rather than the number of business companies or organizations, since the Census figures represent information reported separately for each business location or establishment. The establishment count reflects the number of places in business at the end of 1948 excluding administrative and executive offices of multinational organizations, and "chain store" warehouses.

Sales and receipts.—"1948 sales and receipts" represents sales of merchandise and receipts from repairs and other services to customers. The figures reflect deductions for returned goods and allowances, but not for trade-in allowances; they exclude sales and excise taxes collected from customers and paid directly to any taxing agency.

Proprietors.—"Active proprietors..." represents owners and partners of unincorporated businesses who devoted the major portion of their time to the business in November 1948.

Employment.—"Number of paid employees..." represents all employees on the pay roll for the pay period ending nearest November 15, 1948. "Full workweek" employees, whether regular or seasonal, are those who in the November 15 pay period were paid for working at least the number of hours typically worked in a week by employees of the reporting establishment.

1948 CENSUS OF BUSINESS

RETAIL, WHOLESALE, SERVICE TRADES

U. S. DEPARTMENT OF COMMERCE
BUREAU OF THE CENSUS

PRELIMINARY

For Release May 15, 1950

Release Series BC-1P-24-097

STE. GENEVIEVE COUNTY, MO.

Retail, wholesale, and service establishments located in Ste. Genevieve County, Missouri, showed a substantial expansion in dollar volume of trade from 1939 to 1948 according to preliminary figures from the 1948 Census of Business released today by the Bureau of the Census, U. S. Department of Commerce.

Retail sales in the county during 1948 aggregated \$6.7 million, an increase of 272 percent over the \$1.8 million in 1939, when the preceding Census of Business was taken. Wholesale sales in the county reached a total of \$891,000 in 1948 as compared with \$424,000 in 1939. The service trades included in the Census of Business recorded receipts totaling \$269,000 in 1948 compared with \$130,000 in 1939.

Employment in the county also rose over the 9-year period between 1939 and 1948 for the above trades. Establishments in these trades reported a combined total of 333 paid employees for the workweek ended nearest November 15, 1948. This compared with a total of 203 employees reported for the week of November 15, 1939.

These preliminary figures have been derived from a Census report on Ste. Genevieve County, Missouri, which also includes data for the city of Ste. Genevieve. Final figures, superseding the preliminary data for Ste. Genevieve County, will be included in a Bulletin for the State of Missouri to be issued in several months. Similar data will be made available this year in preliminary and final form for each of the counties and States. A single copy of the preliminary release for Ste. Genevieve County as well as an order blank for other area releases may be obtained by writing to the Bureau of the Census, Washington 25, D. C.

Table 1.—CENSUS OF BUSINESS PRELIMINARY RESULTS FOR 1948, BY TRADE GROUP

STE. GENEVIEVE COUNTY, MO.

| Trade group and kind of business | Number of establishments | 1948 sales and receipts (Thousand dollars) | Active proprietors of unincorporated businesses Nov. 1948 | Paid employees, workweek ended nearest Nov. 15, 1948 | |
|---|--------------------------|---|--|--|-------------------------|
| | | | | Total employees ¹ | Full workweek employees |
| RETAIL TRADE, total..... | 134 | 6,706 | 129 | 299 | 229 |
| Food group..... | 30 | 1,625 | 27 | 55 | 32 |
| Eating and drinking places..... | 31 | 732 | 28 | 69 | 57 |
| Gasoline service stations..... | 19 | 506 | 21 | 32 | 19 |
| All other retail stores..... | 54 | 3,843 | 53 | 143 | 127 |
| WHOLESALE TRADE..... | 7 | 891 | 8 | 12 | x |
| SELECTED SERVICE TRADES, ² /total..... | 22 | 269 | 25 | 22 | 18 |
| Personal services..... | 13 | 103 | 13 | 13 | 10 |
| All other service trades..... | 9 | 166 | 12 | 9 | 8 |

x Not available.

¹/ Includes employees paid for less than the full workweek.

²/ See General Description on last page for changes from the 1939 Census of Business in the coverage of Service Trades.

Table 2.—CENSUS OF BUSINESS PRELIMINARY RESULTS FOR 1948 FOR CITIES OF 2 500 INHABITANTS OR MORE
STE. GENEVIEVE COUNTY, MO.

(Data omitted for trade groups where necessary to avoid disclosure)

| City and trade group | Number of establishments | 1948 sales and receipts (Thousand dollars) | Active proprietors of unincorporated businesses Nov. 1948 | Paid employees, workweek ended nearest Nov. 15, 1948 | |
|----------------------|--------------------------|---|--|--|-------------------------|
| | | | | Total employees | Full workweek employees |
| Ste. Genevieve: | | | | | |
| Retail trade..... | 77 | 5,044 | 73 | 244 | 181 |
| Remainder of county: | | | | | |
| Retail trade..... | 57 | 1,662 | 56 | 55 | 48 |

1/ Includes employees paid for less than the full workweek.

GENERAL DESCRIPTION OF PRELIMINARY RELEASES FOR THE 1948 CENSUS OF BUSINESS

This series of releases, of which one is planned for each county in the United States, presents preliminary results of the 1948 Census of Business. The information is based on reports submitted by business establishments for that Census. The figures shown are preliminary, and are subject to revision in the final Census publications, but the changes are expected to be relatively minor with respect to coverage. The final Census figures will be issued in a series of Business Census bulletins which will show additional detailed kind-of-business information for all places where there are a sufficient number of establishments.

The 1948 Census of Business was taken under the provision of the Act of June 19, 1948, which provides that the Business Census be taken for 1948 and for each fifth year thereafter. Previous Business Censuses were taken for the years 1929, 1933, 1935, and 1939.

Scope of the Census.—The 1948 Census of Business covered all establishments in the following trades, as defined by the Standard Industrial Classification Manual, May 1949 issue, of the Executive Office of the President: all retail trades; all wholesale trades; all service trades in the following four groups—personal services, business services, automobile repairs and services, and miscellaneous repair services; hotels; tourist courts and camps; and amusements, including motion picture theaters. Some important services not covered are radio broadcasting and television, medical and health, legal, educational, nonprofit, accounting, and domestic services.

This coverage is similar to that of the 1939 Business Census. However, "custom trades" and "services incidental to transportation" which are no longer included in the standard classification of the service trades, are not covered by the 1948 Census. In a number of localities, these exclusions as well as

other changes in the standard classification may have a considerable effect in comparing 1948 with 1939 data, particularly with respect to establishment count.

Establishment definition.—For Census purposes, a business establishment is defined to include only enterprises conducted from a recognizable place of business, provided that the annual sales were in excess of \$5,000 for a wholesale trade establishment and \$500 for establishments in other trades. A detailed analysis of coverage will be provided in future Census of Business publications.

"Number of establishments" is the number of separate business locations, rather than the number of business companies or organizations, since the Census figures represent information reported separately for each business location or establishment. The establishment count reflects the number of places in business at the end of 1948 excluding administrative and executive offices of multiunit organizations, and "chain store" warehouses.

Sales and receipts.—"1948 sales and receipts" represents sales of merchandise and receipts from repairs and other services to customers. The figures reflect deductions for returned goods and allowances, but not for trade-in allowances; they exclude sales and excise taxes collected from customers and paid directly to any taxing agency.

Proprietors.—"Active proprietors..." represents owners and partners of unincorporated businesses who devoted the major portion of their time to the business in November 1948.

Employment.—"Number of paid employees..." represents all employees on the pay roll for the pay period ending nearest November 15, 1948. "Full workweek" employees, whether regular or seasonal, are those who in the November 15 pay period were paid for working at least the number of hours typically worked in a week by employees of the reporting establishment.

1948 CENSUS OF BUSINESS

RETAIL, WHOLESALE, SERVICE TRADES

U. S. DEPARTMENT OF COMMERCE
BUREAU OF THE CENSUS

PRELIMINARY

For Release May 1, 1950

Release Series BC-1P- 24-098

SALINE COUNTY, MO.

Retail, wholesale, and service establishments located in Saline County, Missouri, showed a substantial expansion in dollar volume of trade from 1939 to 1948 according to preliminary figures from the 1948 Census of Business released today by the Bureau of the Census, U. S. Department of Commerce.

Retail sales in the county during 1948 aggregated \$21.0 million, an increase of 256 percent over the \$5.9 million in 1939, when the preceding Census of Business was taken. Wholesale sales in the county reached a total of \$9.7 million in 1948 as compared with \$2.2 million in 1939. The service trades included in the Census of Business recorded receipts totaling \$1.0 million in 1948 compared with \$0.3 million in 1939.

Employment in the county also rose over the 9-year period between 1939 and 1948 for the above trades. Establishments in these trades reported a combined total of 1,380 paid employees for the workweek ended nearest November 15, 1948. This compared with a total of 932 employees reported for the week of November 15, 1939.

These preliminary figures have been derived from a Census report on Saline County, Missouri, which also includes data for the cities of Marshall and Slater. Final figures, superseding the preliminary data for Saline County, will be included in a Bulletin for the State of Missouri to be issued in several months. Similar data will be made available this year in preliminary and final form for each of the counties and States. A single copy of the preliminary release for Saline County as well as an order blank for other area releases may be obtained by writing to the Bureau of the Census, Washington 25, D. C.

Table 1.—CENSUS OF BUSINESS PRELIMINARY RESULTS FOR 1948, BY TRADE GROUP

SALINE COUNTY, MO.

| Trade group and kind of business | Number of establishments | 1948 sales and receipts (Thousand dollars) | Active proprietors of unincorporated businesses Nov. 1948 | Paid employees, workweek ended nearest Nov. 15, 1948 | |
|--|--------------------------|---|--|--|-------------------------|
| | | | | Total employees ¹ | Full workweek employees |
| RETAIL TRADE, total | 377 | 20,977 | 379 | 1,063 | 859 |
| Food group..... | 77 | 4,060 | 77 | 147 | 110 |
| Eating and drinking places..... | 59 | 1,291 | 62 | 182 | 150 |
| General merchandise group, general stores.... | 18 | 1,594 | 16 | 146 | 95 |
| Apparel group..... | 24 | 1,078 | 25 | 56 | 42 |
| Furniture-home furnishings-appliance group... | 16 | 953 | 15 | 40 | 33 |
| Automotive group..... | 32 | 4,133 | 37 | 169 | 161 |
| Gasoline service stations..... | 61 | 1,255 | 67 | 42 | 29 |
| Lumber-building-hardware group..... | 34 | 3,369 | 29 | 145 | 128 |
| Drug and proprietary stores..... | 15 | 720 | 16 | 42 | 32 |
| All other retail stores..... | 41 | 2,524 | 35 | 94 | 79 |
| WHOLESALE TRADE, total | 43 | 9,724 | 45 | 175 | x |
| Merchant wholesalers..... | 12 | 1,670 | 16 | 56 | x |
| Other types of wholesale..... | 31 | 8,054 | 29 | 119 | x |
| SELECTED SERVICE TRADES, 2/ total | 109 | 1,016 | 124 | 142 | 120 |
| Personal services..... | 60 | 604 | 68 | 114 | 95 |
| All other service trades..... | 49 | 412 | 56 | 28 | 25 |
| HOTELS | 5 | 128 | 5 | 30 | 24 |
| AMUSEMENTS | 16 | 253 | 15 | 45 | x |

x Not available.

1/ Includes employees paid for less than the full workweek.

2/ See General Description on last page for changes from the 1939 Census of Business in the coverage of Service Trades.

Table 2.—CENSUS OF BUSINESS PRELIMINARY RESULTS FOR 1948 FOR CITIES OF 2,500 INHABITANTS OR MORE

SALINE COUNTY, MO.

(Data omitted for trade groups where necessary to avoid disclosure)

| City and trade group ¹ | Number of establishments | 1948 sales and receipts (Thousand dollars) | Active proprietors of unincorporated businesses Nov. 1948 | Paid employees, workweek ended nearest Nov. 15, 1948 | |
|-----------------------------------|--------------------------|---|--|--|-------------------------|
| | | | | Total employees ² | Full workweek employees |
| Marshall: | | | | | |
| Retail trade..... | 188 | 13,731 | 175 | 745 | 611 |
| Wholesale trade..... | 24 | 7,415 | 24 | 112 | x |
| Selected service trades..... | 57 | 610 | 68 | 107 | 95 |
| Slater: | | | | | |
| Retail trade..... | 56 | 2,852 | 60 | 149 | 120 |
| Selected service trades..... | 21 | 179 | 23 | 22 | 17 |
| Remainder of county:3/ | | | | | |
| Retail trade..... | 133 | 4,394 | 144 | 169 | 128 |
| Wholesale trade..... | 19 | 2,309 | 21 | 63 | x |
| Selected service trades..... | 31 | 227 | 33 | 13 | 8 |

x Not available.

1/ See General Description on this page for changes from the 1939 Census of Business in the coverage of Service Trades.

2/ Includes employees paid for less than the full workweek.

3/ Includes figures for establishments, other than wholesale, not located in cities of 2,500 inhabitants or more, and wholesale establishments not located in cities of 5,000 inhabitants or more.

GENERAL DESCRIPTION OF PRELIMINARY RELEASES FOR THE 1948 CENSUS OF BUSINESS

This series of releases, of which one is planned for each county in the United States, presents preliminary results of the 1948 Census of Business. The information is based on reports submitted by business establishments for that Census. The figures shown are preliminary, and are subject to revision in the final Census publications, but the changes are expected to be relatively minor with respect to coverage. The final Census figures will be issued in a series of Business Census bulletins which will show additional detailed kind-of-business information for all places where there are a sufficient number of establishments.

The 1948 Census of Business was taken under the provision of the Act of June 19, 1948, which provides that the Business Census be taken for 1948 and for each fifth year thereafter. Previous Business Censuses were taken for the years 1929, 1933, 1935, and 1939.

Scope of the Census.—The 1948 Census of Business covered all establishments in the following trades, as defined by the Standard Industrial Classification Manual, May 1949 issue, of the Executive Office of the President: all retail trades; all wholesale trades; all service trades in the following four groups—personal services, business services, automobile repairs and services, and miscellaneous repair services; hotels; tourist courts and camps; and amusements, including motion picture theaters. Some important services not covered are radio broadcasting and television, medical and health, legal, educational, nonprofit, accounting, and domestic services.

This coverage is similar to that of the 1939 Business Census. However, "custom trades" and "services incidental to transportation," which are no longer included in the standard classification of the service trades, are not covered by the 1948 Census. In a number of localities, these exclusions as well as

other changes in the standard classification may have a considerable effect in comparing 1948 with 1939 data, particularly with respect to establishment count.

Establishment definition.—For Census purposes, a business establishment is defined to include only enterprises conducted from a recognizable place of business, provided that the annual sales were in excess of \$5,000 for a wholesale trade establishment and \$500 for establishments in other trades. A detailed analysis of coverage will be provided in future Censuses of Business publications.

"Number of establishments" is the number of separate business locations, rather than the number of business companies or organizations, since the Census figures represent information reported separately for each business location or establishment. The establishment count reflects the number of places in business at the end of 1948 excluding administrative and executive offices of multinational organizations, and "chain store" warehouses.

Sales and receipts.—1948 sales and receipts represents sales of merchandise and receipts from repairs and other services to customers. The figures reflect deductions for returned goods and allowances, but not for trade-in allowances; they exclude sales and excise taxes collected from customers and paid directly to any taxing agency.

Proprietors.—"Active proprietors..." represents owners and partners of unincorporated businesses who devoted the major portion of their time to the business in November 1948.

Employment.—"Number of paid employees..." represents all employees on the pay roll for the pay period ending nearest November 15, 1948. "Full workweek" employees, whether regular or seasonal, are those who in the November 15 pay period were paid for working at least the number of hours typically worked in a week by employees of the reporting establishment.

1948 CENSUS OF BUSINESS

RETAIL, WHOLESALE, SERVICE TRADES

U. S. DEPARTMENT OF COMMERCE
BUREAU OF THE CENSUS

PRELIMINARY

For Release April 27, 1950

Release Series BC-1P-24-099

SCHUYLER COUNTY, MO.

Retail and service establishments located in Schuyler County, Missouri, showed a substantial expansion in dollar volume of trade from 1939 to 1948 according to preliminary figures from the 1948 Census of Business released today by the Bureau of the Census, U. S. Department of Commerce.

Retail sales in the county during 1948 aggregated \$4.3 million, an increase of 291 percent over the \$1.1 million in 1939, when the preceding Census of Business was taken. The service trades included in the Census of Business recorded receipts totaling \$58,000 in 1948 compared with \$37,000 in 1939. Wholesale sales in the county reached a total of \$487,000 in 1948, a decrease from the \$608,000 reported in 1939.

Employment in the county rose over the 9-year period between 1939 and 1948 for the above trades. Establishments in these trades reported a combined total of 184 paid employees for the workweek ended nearest November 15, 1948. This compared with a total of 114 employees reported for the week of November 15, 1939.

These preliminary figures have been derived from a Census report on Schuyler County, Missouri. Final figures, superseding the preliminary data for Schuyler County, will be included in a Bulletin for the State of Missouri to be issued in several months. Similar data will be made available this year in preliminary and final form for each of the counties and States. A single copy of the preliminary release for Schuyler County as well as an order blank for other area releases may be obtained by writing to the Bureau of the Census, Washington 25, D. C.

Table 1.—CENSUS OF BUSINESS PRELIMINARY RESULTS FOR 1948, BY TRADE GROUP

SCHUYLER COUNTY, MO.

| Trade group and kind of business | Number of establishments | 1948 sales and receipts (Thousand dollars) | Active proprietors of unincorporated businesses Nov. 1948 | Paid employees, workweek ended nearest Nov. 15, 1948 | |
|--|--------------------------|---|--|--|-------------------------|
| | | | | Total employees ¹ | Full workweek employees |
| RETAIL TRADE, total..... | 107 | 4,268 | 110 | 169 | 133 |
| Food group..... | 14 | 438 | 15 | 15 | 9 |
| Eating and drinking places..... | 20 | 211 | 23 | 31 | 21 |
| Gasoline service stations..... | 17 | 292 | 20 | 12 | 11 |
| All other retail stores..... | 56 | 3,327 | 52 | 111 | 92 |
| WHOLESALE TRADE..... | 5 | 487 | 6 | 9 | x |
| SELECTED SERVICE TRADES ² | 16 | 58 | 16 | 6 | 4 |

x Not available.

¹ Includes employees paid for less than the full workweek.

² See General Description on last page for changes from the 1939 Census of Business in the coverage of Service Trades.

GENERAL DESCRIPTION OF PRELIMINARY RELEASES FOR THE 1948 CENSUS OF BUSINESS

This series of releases, of which one is planned for each county in the United States, presents preliminary results of the 1948 Census of Business. The information is based on reports submitted by business establishments for that Census. The figures shown are preliminary, and are subject to revision in the final Census publications, but the changes are expected to be relatively minor with respect to coverage. The final Census figures will be issued in a series of Business Census bulletins which will show additional detailed kind-of-business information for all places where there are a sufficient number of establishments.

The 1948 Census of Business was taken under the provision of the Act of June 19, 1948, which provides that the Business Census be taken for 1948 and for each fifth year thereafter. Previous Business Censuses were taken for the years 1929, 1933, 1935, and 1939.

Scope of the Census.—The 1948 Census of Business covered all establishments in the following trades, as defined by the Standard Industrial Classification Manual, May 1949 issue, of the Executive Office of the President: all retail trades; all wholesale trades; all service trades in the following four groups—personal services, business services, automobile repairs and services, and miscellaneous repair services; hotels; tourist courts and camps; and amusements, including motion picture theaters. Some important services not covered are radio broadcasting and television, medical and health, legal, educational, nonprofit, accounting, and domestic services.

This coverage is similar to that of the 1939 Business Census. However, "custom trades" and "services incidental to transportation," which are no longer included in the standard classification of the service trades, are not covered by the 1948 Census. In a number of localities, these exclusions as well as other changes in the standard classification may have a considerable effect in comparing

1948 with 1939 data, particularly with respect to establishment count.

Establishment definition.—For Census purposes, a business establishment is defined to include only enterprises conducted from a recognizable place of business, provided that the annual sales were in excess of \$5,000 for a wholesale trade establishment and \$500 for establishments in other trades. A detailed analysis of coverage will be provided in future Census of Business publications.

"Number of establishments" is the number of separate business locations rather than the number of business companies or organizations, since the Census figures represent information reported separately for each business location or establishment. The establishment count reflects the number of places in business at the end of 1948 excluding administrative and executive offices of multiunit organizations, and "chain store" warehouses.

Sales and receipts.—"1948 sales and receipts" represents sales of merchandise and receipts from repairs and other services to customers. The figures reflect deductions for returned goods and allowances, but not for trade-in allowances; they exclude sales and excise taxes collected from customers and paid directly to any taxing agency.

Proprietors.—"Active proprietors..." represents owners and partners of unincorporated businesses who devoted the major portion of their time to the business in November 1948.

Employment.—"Number of paid employees..." represents all employees on the pay roll for the pay period ending nearest November 15, 1948. "Full workweek employees, whether regular or seasonal are those who in the November 15 pay period were paid for working at least the number of hours typically worked in a week by employees of the reporting establishment.

1948 CENSUS OF BUSINESS

RETAIL, WHOLESALE, SERVICE TRADES

U. S. DEPARTMENT OF COMMERCE
BUREAU OF THE CENSUS

PRELIMINARY

For Release April 24, 1940

Release Series BC-1P-24-100

SCOTLAND COUNTY, MO.

Retail, wholesale, and service establishments located in Scotland County, Missouri, showed a substantial expansion in dollar volume of trade from 1939 to 1948 according to preliminary figures from the 1948 Census of Business released today by the Bureau of the Census, U. S. Department of Commerce.

Retail sales in the county during 1948 aggregated \$5.4 million, an increase of 260 percent over the \$1.5 million in 1939, when the preceding Census of Business was taken. Wholesale sales in the county reached a total of \$2.7 million in 1948 as compared with \$0.4 million in 1939. The service trades included in the Census of Business recorded receipts totaling \$103,000 in 1948 compared with \$41,000 in 1939.

Employment in the county also rose over the 9-year period between 1939 and 1948 for the above trades. Establishments in these trades reported a combined total of 250 paid employees for the workweek ended nearest November 15, 1948. This compared with a total of 142 employees reported for the week of November 15, 1939.

These preliminary figures have been derived from a Census report on Scotland County, Missouri. Final figures, superseding the preliminary data for Scotland County, will be included in a Bulletin for the State of Missouri to be issued in several months. Similar data will be made available this year in preliminary and final form for each of the counties and States. A single copy of the preliminary release for Scotland County as well as an order blank for other area releases may be obtained by writing to the Bureau of the Census, Washington 25, D. C.

Table 1.—CENSUS OF BUSINESS PRELIMINARY RESULTS FOR 1948, BY TRADE GROUP

SCOTLAND COUNTY, MO.

| Trade group and kind of business | Number of establishments | 1948 sales and receipts (Thousand dollars) | Active proprietors of unincorporated businesses Nov. 1948 | Paid employees, workweek ended nearest Nov. 15, 1948 | |
|---|--------------------------|---|--|--|-------------------------|
| | | | | Total employees ¹ | Full workweek employees |
| RETAIL TRADE, total..... | 115 | 5,439 | 128 | 200 | 146 |
| Food group..... | 25 | 1,320 | 25 | 34 | 22 |
| Eating and drinking places..... | 13 | 244 | 12 | 27 | 22 |
| Gasoline service stations..... | 19 | 376 | 22 | 12 | 9 |
| All other retail stores..... | 58 | 3,499 | 69 | 127 | 93 |
| WHOLESALE TRADE..... | 15 | 2,742 | 14 | 39 | x |
| SELECTED SERVICE TRADES ^{2/} | 17 | 103 | 19 | 11 | 10 |

x Not available.

^{1/} Includes employees paid for less than the full workweek.

^{2/} See General Description on last page for changes from the 1939 Census of Business in the coverage of Service Trades.

GENERAL DESCRIPTION OF PRELIMINARY RELEASES FOR THE 1948 CENSUS OF BUSINESS

This series of releases, of which one is planned for each county in the United States, presents preliminary results of the 1948 Census of Business. The information is based on reports submitted by business establishments for that Census. The figures shown are preliminary, and are subject to revision in the final Census publications, but the changes are expected to be relatively minor with respect to coverage. The final Census figures will be issued in a series of Business Census bulletins which will show additional detailed kind-of-business information for all places where there are a sufficient number of establishments.

The 1948 Census of Business was taken under the provision of the Act of June 19, 1948, which provides that the Business Census be taken for 1948 and for each fifth year thereafter. Previous Business Censuses were taken for the years 1929, 1933, 1935, and 1939.

Scope of the Census.—The 1948 Census of Business covered all establishments in the following trades, as defined by the Standard Industrial Classification Manual, May 1949 issue, of the Executive Office of the President: all retail trades; all wholesale trades; all service trades in the following four groups—personal services, business services, automobile repairs and services, and miscellaneous repair services; hotels; tourist courts and camps; and amusements, including motion picture theaters. Some important services not covered are radio broadcasting and television, medical and health, legal, educational, nonprofit, accounting, and domestic services.

This coverage is similar to that of the 1939 Business Census. However, "custom trades" and "services incidental to transportation," which are no longer included in the standard classification of the service trades, are not covered by the 1948 Census. In a number of localities, these exclusions as well as other changes in the standard classification may have a considerable effect in comparing

1948 with 1939 data, particularly with respect to establishment count.

Establishment definition.—For Census purposes, a business establishment is defined to include only enterprises conducted from a recognizable place of business, provided that the annual sales were in excess of \$5,000 for a wholesale trade establishment and \$500 for establishments in other trades. A detailed analysis of coverage will be provided in future Census of Business publications.

"Number of establishments" is the number of separate business locations, rather than the number of business companies or organizations, since the Census figures represent information reported separately for each business location or establishment. The establishment count reflects the number of places in business at the end of 1948 excluding administrative and executive offices of multiunit organizations, and "chain store" warehouses.

Sales and receipts.—"1948 sales and receipts" represents sales of merchandise and receipts from repairs and other services to customers. The figures reflect deductions for returned goods and allowances, but not for trade-in allowances; they exclude sales and excise taxes collected from customers and paid directly to any taxing agency.

Proprietors.—"Active proprietors..." represents owners and partners of unincorporated businesses who devoted the major portion of their time to the business in November 1948.

Employment.—"Number of paid employees..." represents all employees on the pay roll for the pay period ending nearest November 15, 1948. "Full workweek" employees, whether regular or seasonal, are those who in the November 15 pay period were paid for working at least the number of hours typically worked in a week by employees of the reporting establishment.

1948 CENSUS OF BUSINESS

RETAIL, WHOLESALE, SERVICE TRADES

U. S. DEPARTMENT OF COMMERCE
BUREAU OF THE CENSUS

PRELIMINARY

For Release May 1, 1950

Release Series BC-1P-24-101

SCOTT COUNTY, MO.

Retail, wholesale, and service establishments located in Scott County, Missouri, showed a substantial expansion in dollar volume of trade from 1939 to 1948 according to preliminary figures from the 1948 Census of Business released today by the Bureau of the Census, U. S. Department of Commerce.

Retail sales in the county during 1948 aggregated \$24.2 million, an increase of 310 percent over the \$5.9 million in 1939, when the preceding Census of Business was taken. Wholesale sales in the county reached a total of \$12.7 million in 1948 as compared with \$5.6 million in 1939. The service trades included in the Census of Business recorded receipts totaling \$947,000 in 1948 compared with \$307,000 in 1939.

Employment in the county also rose over the 9-year period between 1939 and 1948 for the above trades. Establishments in these trades reported a combined total of 1,586 paid employees for the workweek ended nearest November 15, 1948. This compared with a total of 1,018 employees reported for the week of November 15, 1939.

These preliminary figures have been derived from a Census report on Scott County, Missouri, which also includes data for the cities of Chaffee and Sikeston. Final figures, superseding the preliminary data for Scott County, will be included in a Bulletin for the State of Missouri to be issued in several months. Similar data will be made available this year in preliminary and final form for each of the counties and States. A single copy of the preliminary release for Scott County as well as an order blank for other area releases may be obtained by writing to the Bureau of the Census, Washington 25, D. C.

Table 1.—CENSUS OF BUSINESS PRELIMINARY RESULTS FOR 1948, BY TRADE GROUP

SCOTT COUNTY, MO.

| Trade group and kind of business | Number of establishments | 1948 sales and receipts (Thousand dollars) | Active proprietors of unincorporated businesses Nov. 1948 | Paid employees, workweek ended nearest Nov. 15, 1948 | |
|---|--------------------------|---|--|--|-------------------------|
| | | | | Total employees ¹ | Full workweek employees |
| RETAIL TRADE, total..... | 449 | 24,160 | 431 | 1,146 | 924 |
| Food group..... | 137 | 5,123 | 135 | 154 | 110 |
| Eating and drinking places..... | 95 | 1,391 | 98 | 161 | 116 |
| General merchandise grp, general stores | 16 | 1,570 | 16 | 160 | 83 |
| Apparel group..... | 14 | 1,483 | 11 | 114 | 97 |
| Furniture-home furnishings-appliance grp | 19 | 1,355 | 19 | 52 | 49 |
| Automotive group..... | 21 | 4,061 | 17 | 134 | 134 |
| Gasoline service stations..... | 55 | 1,360 | 55 | 81 | 66 |
| Lumber-building-hardware group..... | 30 | 5,339 | 20 | 155 | 150 |
| Drug and proprietary stores..... | 17 | 646 | 21 | 45 | 36 |
| All other retail stores..... | 45 | 1,832 | 39 | 90 | 83 |
| WHOLESALE TRADE, total..... | 35 | 12,661 | 34 | 290 | x |
| Merchant wholesalers..... | 19 | 9,414 | 15 | 236 | x |
| Other types of wholesale..... | 16 | 3,247 | 19 | 54 | x |
| SELECTED SERVICE TRADES, ² /total..... | 124 | 947 | 129 | 150 | 138 |
| Personal services..... | 72 | 584 | 76 | 113 | 109 |
| All other service trades..... | 52 | 363 | 53 | 37 | 29 |

x Not available.

¹/ Includes employees paid for less than the full workweek.

²/ See General Description on last page for changes from the 1939 Census of Business in the coverage of Service Trades.

Table 2.—CENSUS OF BUSINESS PRELIMINARY RESULTS FOR 1948 FOR CITIES OF 2,500 INHABITANTS OR MORE

SCOTT COUNTY, MO.

(Data omitted for trade groups where necessary to avoid disclosure)

| City and trade group ¹ | Number of establishments | 1948 sales and receipts (Thousand dollars) | Active proprietors of unincorporated businesses Nov. 1948 | Paid employees, workweek ended nearest Nov. 15, 1948 | |
|--|--------------------------|---|--|--|-------------------------|
| | | | | Total employees ² | Full workweek employees |
| Chaffee: | | | | | |
| Retail trade..... | 43 | 1,823 | 41 | 77 | 60 |
| Wholesale trade..... | 29 | 11,585 | 33 | 263 | x |
| Selected service trades..... | 19 | 116 | 18 | 15 | 14 |
| Sikeston: | | | | | |
| Retail trade..... | 194 | 14,482 | 173 | 818 | 657 |
| Selected service trades..... | 56 | 554 | 62 | 109 | 103 |
| Remainder of county:^{3/} | | | | | |
| Retail trade..... | 212 | 7,855 | 217 | 251 | 207 |
| Wholesale trade..... | 6 | 1,076 | 1 | 27 | x |
| Selected service trades..... | 49 | 277 | 49 | 26 | 21 |

x Not available.

^{1/} See General Description on this page for changes from the 1939 Census of Business in the coverage of Service Trades.

^{2/} Includes employees paid for less than the full workweek.

^{3/} Includes figures for establishments, other than wholesale, not located in cities of 2,500 inhabitants or more, and wholesale establishments not located in cities of 5,000 inhabitants or more.

GENERAL DESCRIPTION OF PRELIMINARY RELEASES FOR THE 1948 CENSUS OF BUSINESS

This series of releases, of which one is planned for each county in the United States, presents preliminary results of the 1948 Census of Business. The information is based on reports submitted by business establishments for that Census. The figures shown are preliminary, and are subject to revision in the final Census publications, but the changes are expected to be relatively minor with respect to coverage. The final Census figures will be issued in a series of Business Census bulletins which will show additional detailed kind-of-business information for all places where there are a sufficient number of establishments.

The 1948 Census of Business was taken under the provision of the Act of June 19, 1948, which provides that the Business Census be taken for 1948 and for each fifth year thereafter. Previous Business Censuses were taken for the years 1929, 1933, 1935, and 1939.

Scope of the Census.—The 1948 Census of Business covered all establishments in the following trades, as defined by the Standard Industrial Classification Manual, May 1949 issue, of the Executive Office of the President: all retail trades; all wholesale trades; all service trades in the following four groups—personal services, business services, automobile repairs and services, and miscellaneous repair services; hotels; tourist courts and camps; and amusements, including motion picture theaters. Some important services not covered are radio broadcasting and television, medical and health, legal, educational, nonprofit, accounting, and domestic services.

This coverage is similar to that of the 1939 Business Census. However, "custom trades" and "services incidental to transportation," which are no longer included in the standard classification of the service trades, are not covered by the 1948 Census. In a number of localities, these exclusions as well as other changes in the standard classification may have

a considerable effect in comparing 1948 with 1939 data, particularly with respect to establishment count.

Establishment definition.—For Census purposes, a business establishment is defined to include only enterprises conducted from a recognizable place of business, provided that the annual sales were in excess of \$5,000 for a wholesale trade establishment and \$500 for establishments in other trades. A detailed analysis of coverage will be provided in future Census of Business publications.

"Number of establishments" is the number of separate business locations, rather than the number of business companies or organizations, since the Census figures represent information reported separately for each business location or establishment. The establishment count reflects the number of places in business at the end of 1948 excluding administrative and executive offices of multiunit organizations, and "chain store" warehouses.

Sales and receipts.—"1948 sales and receipts" represents sales of merchandise and receipts from repairs and other services to customers. The figures reflect deductions for returned goods and allowances, but not for trade-in allowances; they exclude sales and excise taxes collected from customers and paid directly to any taxing agency.

Proprietors.—"Active proprietors..." represents owners and partners of unincorporated businesses who devoted the major portion of their time to the business in November 1948.

Employment.—"Number of paid employees..." represents all employees on the pay roll for the pay period ending nearest November 15, 1948. "Full workweek" employees, whether regular or seasonal, are those who in the November 15 pay period were paid for working at least the number of hours typically worked in a week by employees of the reporting establishment.

1948 CENSUS OF BUSINESS

RETAIL, WHOLESALE, SERVICE TRADES

U. S. DEPARTMENT OF COMMERCE
BUREAU OF THE CENSUS

PRELIMINARY

For Release April 24, 1950

Release Series BC-1P-24-102

SHANNON COUNTY, MO.

Retail, wholesale, and service establishments located in Shannon County, Missouri, showed a substantial expansion in dollar volume of trade from 1939 to 1948 according to preliminary figures from the 1948 Census of Business released today by the Bureau of the Census, U. S. Department of Commerce.

Retail sales in the county during 1948 aggregated \$2.3 million, an increase of 156 percent over the \$0.9 million in 1939, when the preceding Census of Business was taken. Wholesale sales in the county reached a total of \$401,000 in 1948 as compared with \$102,000 in 1939. The service trades included in the Census of Business recorded receipts totaling \$54,000 in 1948 compared with \$19,000 in 1939.

Employment in the county also rose over the 9-year period between 1939 and 1948 for the above trades. Establishments in these trades reported a combined total of 101 paid employees for the workweek ended nearest November 15, 1948. This compared with a total of 80 employees reported for the week of November 15, 1939.

These preliminary figures have been derived from a Census report on Shannon County, Missouri. Final figures, superseding the preliminary data for Shannon County, will be included in a Bulletin for the State of Missouri to be issued in several months. Similar data will be made available this year in preliminary and final form for each of the counties and States. A single copy of the preliminary release for Shannon County as well as an order blank for other area releases may be obtained by writing to the Bureau of the Census, Washington 25, D. C.

Table 1.—CENSUS OF BUSINESS PRELIMINARY RESULTS FOR 1948, BY TRADE GROUP

SHANNON COUNTY, MO.

| Trade group and kind of business | Number of establishments | 1948 sales and receipts (Thousand dollars) | Active proprietors of unincorporated businesses Nov. 1948 | Paid employees, workweek ended nearest Nov. 15, 1948 | |
|---|--------------------------|---|--|--|-------------------------|
| | | | | Total employees ¹ | Full workweek employees |
| RETAIL TRADE, total..... | 88 | 2,253 | 87 | 90 | 64 |
| Food group..... | 18 | 354 | 17 | 12 | 9 |
| Eating and drinking places..... | 9 | 106 | 7 | 13 | 9 |
| Gasoline service stations..... | 16 | 175 | 17 | 6 | 3 |
| All other retail stores..... | 45 | 1,618 | 46 | 59 | 43 |
| WHOLESALE TRADE..... | 6 | 401 | 3 | 10 | x |
| SELECTED SERVICE TRADES ^{2/} | 10 | 54 | 13 | 1 | 1 |

x Not available.

^{1/} Includes employees paid for less than the full workweek.

^{2/} See General Description on last page for changes from the 1939 Census of Business in the coverage of Service Trades.

GENERAL DESCRIPTION OF PRELIMINARY RELEASES FOR THE 1948 CENSUS OF BUSINESS

This series of releases, of which one is planned for each county in the United States, presents preliminary results of the 1948 Census of Business. The information is based on reports submitted by business establishments for that Census. The figures shown are preliminary, and are subject to revision in the final Census publications, but the changes are expected to be relatively minor with respect to coverage. The final Census figures will be issued in a series of Business Census bulletins which will show additional detailed kind-of-business information for all places where there are a sufficient number of establishments.

The 1948 Census of Business was taken under the provision of the Act of June 19, 1948, which provides that the Business Census be taken for 1948 and for each fifth year thereafter. Previous Business Censuses were taken for the years 1929, 1933, 1935, and 1939.

Scope of the Census.—The 1948 Census of Business covered all establishments in the following trades, as defined by the Standard Industrial Classification Manual, May 1949 issue, of the Executive Office of the President: all retail trades; all wholesale trades; all service trades in the following four groups—personal services, business services, automobile repairs and services, and miscellaneous repair services; hotels; tourist courts and camps; and amusements, including motion picture theaters. Some important services not covered are radio broadcasting and television, medical and health, legal, educational, nonprofit, accounting, and domestic services.

This coverage is similar to that of the 1939 Business Census. However, "custom trades" and "services incidental to transportation," which are no longer included in the standard classification of the service trades, are not covered by the 1948 Census. In a number of localities, these exclusions as well as other changes in the standard classification may have a considerable effect in comparing

1948 with 1939 data, particularly with respect to establishment count.

Establishment definition.—For Census purposes, a business establishment is defined to include only enterprises conducted from a recognizable place of business, provided that the annual sales were in excess of \$5,000 for a wholesale trade establishment and \$500 for establishments in other trades. A detailed analysis of coverage will be provided in future Census of Business publications.

"Number of establishments" is the number of separate business locations, rather than the number of business companies or organizations, since the Census figures represent information reported separately for each business location or establishment. The establishment count reflects the number of places in business at the end of 1948 excluding administrative and executive offices of multiunit organizations, and "chain store" warehouses.

Sales and receipts.—"1948 sales and receipts" represents sales of merchandise and receipts from repairs and other services to customers. The figures reflect deductions for returned goods and allowances, but not for trade-in allowances; they exclude sales and excise taxes collected from customers and paid directly to any taxing agency.

Proprietors.—"Active proprietors..." represents owners and partners of unincorporated businesses who devoted the major portion of their time to the business in November 1948.

Employment.—"Number of paid employees..." represents all employees on the pay roll for the pay period ending nearest November 15, 1948. "Full workweek" employees, whether regular or seasonal, are those who in the November 15 pay period were paid for working at least the number of hours typically worked in a week by employees of the reporting establishment.

1948 CENSUS OF BUSINESS

RETAIL, WHOLESALE, SERVICE TRADES

U. S. DEPARTMENT OF COMMERCE
BUREAU OF THE CENSUS

PRELIMINARY

For Release April 27, 1950

Release Series BC-1P-24-103

SHELBY COUNTY, MO.

Retail, wholesale, and service establishments located in Shelby County, Missouri, showed a substantial expansion in dollar volume of trade from 1939 to 1948 according to preliminary figures from the 1948 Census of Business released today by the Bureau of the Census, U. S. Department of Commerce.

Retail sales in the county during 1948 aggregated \$7.0 million, an increase of 218 percent over the \$2.2 million in 1939, when the preceding Census of Business was taken. Wholesale sales in the county reached a total of \$6.9 million in 1948 as compared with \$2.6 million in 1939. The service trades included in the Census of Business recorded receipts totaling \$254,000 in 1948 compared with \$141,000 in 1939.

Employment in the county also rose over the 9-year period between 1939 and 1948 for the above trades. Establishments in these trades reported a combined total of 459 paid employees for the workweek ended nearest November 15, 1948. This compared with a total of 395 employees reported for the week of November 15, 1939.

These preliminary figures have been derived from a Census report on Shelby County, Missouri. Final figures, superseding the preliminary data for Shelby County, will be included in a Bulletin for the State of Missouri to be issued in several months. Similar data will be made available this year in preliminary and final form for each of the counties and States. A single copy of the preliminary release for Shelby County as well as an order blank for other area releases may be obtained by writing to the Bureau of the Census, Washington 25, D. C.

Table 1.—CENSUS OF BUSINESS PRELIMINARY RESULTS FOR 1948, BY TRADE GROUP

SHELBY COUNTY, MO.

| Trade group and kind of business | Number of establishments | 1948 sales and receipts (Thousand dollars) | Active proprietors of unincorporated businesses Nov. 1948 | Paid employees, workweek ended nearest Nov. 15, 1948 | |
|---|--------------------------|---|--|--|-------------------------|
| | | | | Total employees ¹ | Full workweek employees |
| -RETAIL TRADE, total..... | 182 | 6,952 | 188 | 299 | 227 |
| Food group..... | 27 | 1,240 | 26 | 47 | 34 |
| Eating and drinking places..... | 24 | 292 | 27 | 40 | 24 |
| General merchandise grp, general stores | 18 | 684 | 20 | 27 | 18 |
| Apparel group..... | 8 | 281 | 13 | 11 | 7 |
| Furniture-home furnishings-appliance grp | 9 | 222 | 10 | 11 | 10 |
| Automotive group..... | 12 | 1,383 | 12 | 41 | 40 |
| Gasoline service stations..... | 29 | 649 | 33 | 35 | 26 |
| Lumber-building-hardware group..... | 22 | 1,146 | 18 | 44 | 38 |
| Drug and proprietary stores..... | 8 | 133 | 7 | 7 | 5 |
| All other retail stores..... | 25 | 922 | 22 | 36 | 25 |
| WHOLESALE TRADE..... | 17 | 6,929 | 12 | 138 | x |
| SELECTED SERVICE TRADES, ^{2/} total..... | 48 | 254 | 54 | 22 | 18 |
| Personal services..... | 24 | 154 | 30 | 15 | 12 |
| All other service trades..... | 24 | 100 | 24 | 7 | 6 |
| AMUSEMENTS..... | 7 | 59 | 6 | 7 | x |

x Not available.

^{1/} Includes employees paid for less than the full workweek.

^{2/} See General Description on this page for changes from the 1939 Census of Business in the coverage of Service Trades.

GENERAL DESCRIPTION OF PRELIMINARY RELEASES FOR THE 1948 CENSUS OF BUSINESS

This series of releases, of which one is planned for each county in the United States, presents preliminary results of the 1948 Census of Business. The information is based on reports submitted by business establishments for that Census. The figures shown are preliminary, and are subject to revision in the final Census publications, but the changes are expected to be relatively minor with respect to coverage. The final Census figures will be issued in a series of Business Census bulletins which will show additional detailed kind-of-business information for all places where there are a sufficient number of establishments.

The 1948 Census of Business was taken under the provision of the Act of June 19, 1948, which provides that the Business Census be taken for 1948 and for each fifth year thereafter. Previous Business Censuses were taken for the years 1929, 1933, 1935, and 1939.

Scope of the Census.—The 1948 Census of Business covered all establishments in the following trades, as defined by the Standard Industrial Classification Manual, May 1949 issue, of the Executive Office of the President: all retail trades; all wholesale trades; all service trades in the following four groups—personal services, business services, automobile repairs and services, and miscellaneous repair services; hotels; tourist courts and camps; and amusements, including motion picture theaters. Some important services not covered are radio broadcasting and television, medical and health, legal, educational, nonprofit, accounting, and domestic services.

This coverage is similar to that of the 1939 Business Census. However, "custom trades" and "services incidental to transportation," which are no longer included in the standard classification of the service trades, are not covered by the 1948 Census. In a number of localities, these exclusions as well as

other changes in the standard classification may have a considerable effect in comparing 1948 with 1939 data, particularly with respect to establishment count.

Establishment definition.—For Census purposes, a business establishment is defined to include only enterprises conducted from a recognizable place of business, provided that the annual sales were in excess of \$5,000 for a wholesale trade establishment and \$500 for establishments in other trades. A detailed analysis of coverage will be provided in future Census of Business publications.

"Number of establishments" is the number of separate business locations, rather than the number of business companies or organizations, since the Census figures represent information reported separately for each business location or establishment. The establishment count reflects the number of places in business at the end of 1948 excluding administrative and executive offices of multiunit organizations, and "chain store" warehouses.

Sales and receipts.—"1948 sales and receipts" represents sales of merchandise and receipts from repairs and other services to customers. The figures reflect deductions for returned goods and allowances, but not for trade-in allowances; they exclude sales and excise taxes collected from customers and paid directly to any taxing agency.

Proprietors.—"Active proprietors..." represents owners and partners of unincorporated businesses who devoted the major portion of their time to the business in November 1948.

Employment.—"Number of paid employees..." represents all employees on the pay roll for the pay period ending nearest November 15, 1948. "Full workweek" employees, whether regular or seasonal, are those who in the November 15 pay period were paid for working at least the number of hours typically worked in a week by employees of the reporting establishment.

1948 CENSUS OF BUSINESS

RETAIL, WHOLESALE, SERVICE TRADES

U. S. DEPARTMENT OF COMMERCE
BUREAU OF THE CENSUS

PRELIMINARY

For Release April 24, 1950

Release Series BC-1P-24-104

STODDARD COUNTY, MO.

Retail, wholesale, and service establishments located in Stoddard County, Missouri, showed a substantial expansion in dollar volume of trade from 1939 to 1948 according to preliminary figures from the 1948 Census of Business released today by the Bureau of the Census, U. S. Department of Commerce.

Retail sales in the county during 1948 aggregated \$15.7 million, an increase of 336 percent over the \$3.6 million in 1939, when the preceding Census of Business was taken. Wholesale sales in the county reached a total of \$4.8 million in 1948 as compared with \$1.2 million in 1939. The service trades included in the Census of Business recorded receipts totaling \$588,000 in 1948 compared with \$141,000 in 1939.

Employment in the county also rose over the 9-year period between 1939 and 1948 for the above trades. Establishments in these trades reported a combined total of 835 paid employees for the workweek ended nearest November 15, 1948. This compared with a total of 427 employees reported for the week of November 15, 1939.

These preliminary figures have been derived from a Census report on Stoddard County, Missouri, which also includes data for the city of Dexter. Final figures, superseding the preliminary data for Stoddard County, will be included in a Bulletin for the State of Missouri to be issued in several months. Similar data will be made available this year in preliminary and final form for each of the counties and States. A single copy of the preliminary release for Stoddard County as well as an order blank for other area releases may be obtained by writing to the Bureau of the Census, Washington 25, D. C.

Table 1.—CENSUS OF BUSINESS PRELIMINARY RESULTS FOR 1948, BY TRADE GROUP
STODDARD COUNTY, MO.

| Trade group and kind of business | Number of establishments | 1948 sales and receipts (Thousand dollars) | Active proprietors of unincorporated businesses Nov. 1948 | Paid employees, workweek ended nearest Nov. 15, 1948 | |
|---|--------------------------|---|--|--|-------------------------|
| | | | | Total employees ¹ | Full workweek employees |
| RETAIL TRADE, total..... | 399 | 15,700 | 403 | 686 | 527 |
| Food group..... | 103 | 3,177 | 96 | 113 | 75 |
| Eating and drinking places..... | 64 | 764 | 69 | 89 | 65 |
| General merchandise grp, general stores | 59 | 2,269 | 58 | 103 | 59 |
| Apparel group..... | 10 | 504 | 11 | 44 | 23 |
| Furniture-home furnishgs-appliance grp | 19 | 1,531 | 23 | 66 | 60 |
| Automotive group..... | 27 | 2,933 | 32 | 86 | 84 |
| Gasoline service stations..... | 44 | 788 | 43 | 34 | 29 |
| Lumber-building-hardware group..... | 30 | 2,443 | 31 | 93 | 87 |
| Drug and proprietary stores..... | 10 | 270 | 10 | 25 | 14 |
| All other retail stores..... | 33 | 1,021 | 30 | 33 | 31 |
| WHOLESALE TRADE, total..... | 21 | 4,762 | 21 | 87 | x |
| Merchant wholesalers..... | 7 | 2,616 | 9 | 56 | x |
| Other types of wholesalers..... | 14 | 2,146 | 12 | 31 | x |
| SELECTED SERVICE TRADES, ^{2/} total..... | 103 | 588 | 107 | 62 | 49 |
| Personal services..... | 52 | 315 | 54 | 44 | 35 |
| All other service trades..... | 51 | 273 | 53 | 18 | 14 |
| AMUSEMENTS..... | 15 | 173 | 14 | 30 | x |

x Not available.

^{1/} Includes employees paid for less than the full workweek.

^{2/} See General Description on last page for changes from the 1939 Census of Business in the coverage of Service Trades.

Table 2.—CENSUS OF BUSINESS PRELIMINARY RESULTS FOR 1948 FOR CITIES OF 2,500 INHABITANTS OR MORE

STODDARD COUNTY, MO.

(Data omitted for trade groups where necessary to avoid disclosure)

| City and trade group ¹ | Number of establishments | 1948 sales and receipts (Thousand dollars) | Active proprietors of unincorporated businesses Nov. 1948 | Paid employees, workweek ended nearest Nov. 15, 1948 | |
|-----------------------------------|--------------------------|---|--|--|-------------------------|
| | | | | Total employees ² | Full workweek employees |
| Dexter: | | | | | |
| Retail trade..... | 121 | 8,204 | 129 | 362 | 297 |
| Selected service trades... | 37 | 271 | 40 | 29 | 22 |
| Remainder of county: | | | | | |
| Retail trade..... | 278 | 7,496 | 274 | 324 | 230 |
| Selected service trades... | 66 | 317 | 67 | 33 | 27 |

1/ See General Description on this page for changes from the 1939 Census of Business in the coverage of Service Trades.

2/ Includes employees paid for less than the full workweek.

GENERAL DESCRIPTION OF PRELIMINARY RELEASES FOR THE 1948 CENSUS OF BUSINESS

This series of releases, of which one is planned for each county in the United States, presents preliminary results of the 1948 Census of Business. The information is based on reports submitted by business establishments for that Census. The figures shown are preliminary, and are subject to revision in the final Census publications, but the changes are expected to be relatively minor with respect to coverage. The final Census figures will be issued in a series of Business Census bulletins which will show additional detailed kind-of-business information for all places where there are a sufficient number of establishments.

The 1948 Census of Business was taken under the provision of the Act of June 19, 1948, which provides that the Business Census be taken for 1948 and for each fifth year thereafter. Previous Business Censuses were taken for the years 1929, 1933, 1935, and 1939.

Scope of the Census.—The 1948 Census of Business covered all establishments in the following trades, as defined by the Standard Industrial Classification Manual, May 1949 issue, of the Executive Office of the President: all retail trades; all wholesale trades; all service trades in the following four groups—personal services, business services, automobile repairs and services, and miscellaneous repair services; hotels; tourist courts and camps; and amusements, including motion picture theaters. Some important services not covered are radio broadcasting and television, medical and health, legal, educational, nonprofit, accounting, and domestic services.

This coverage is similar to that of the 1939 Business Census. However, "custom trades" and "services incidental to transportation," which are no longer included in the standard classification of the service trades, are not covered by the 1948 Census. In a number of localities, these exclusions as well as other changes in the standard classification may have

a considerable effect in comparing 1948 with 1939 data, particularly with respect to establishment count.

Establishment definition.—For Census purposes, a business establishment is defined to include only enterprises conducted from a recognizable place of business, provided that the annual sales were in excess of \$5,000 for a wholesale trade establishment and \$500 for establishments in other trades. A detailed analysis of coverage will be provided in future Census of Business publications.

"Number of establishments" is the number of separate business locations, rather than the number of business companies or organizations, since the Census figures represent information reported separately for each business location or establishment. The establishment count reflects the number of places in business at the end of 1948 excluding administrative and executive offices of multiunit organizations, and "chain store" warehouses.

Sales and receipts.—"1948 sales and receipts" represents sales of merchandise and receipts from repairs and other services to customers. The figures reflect deductions for returned goods and allowances, but not for trade-in allowances; they exclude sales and excise taxes collected from customers and paid directly to any taxing agency.

Proprietors.—"Active proprietors..." represents owners and partners of unincorporated businesses who devoted the major portion of their time to the business in November 1948.

Employment.—"Number of paid employees..." represents all employees on the pay roll for the pay period ending nearest November 15, 1948. "Full workweek" employees, whether regular or seasonal, are those who in the November 15 pay period were paid for working at least the number of hours typically worked in a week by employees of the reporting establishment.

1948 CENSUS OF BUSINESS

RETAIL, WHOLESALE, SERVICE TRADES

U. S. DEPARTMENT OF COMMERCE
BUREAU OF THE CENSUS

PRELIMINARY

For Release April 24, 1950

Release Series BC-1P-24-105

STONE COUNTY, MO.

Retail and service establishments located in Stone County, Missouri, showed a substantial expansion in dollar volume of trade from 1939 to 1948 according to preliminary figures from the 1948 Census of Business released today by the Bureau of the Census, U. S. Department of Commerce.

Retail sales in the county during 1948 aggregated \$2.5 million, an increase of 150 percent over the \$1.0 million in 1939, when the preceding Census of Business was taken. The service trades included in the Census of Business recorded receipts totaling \$65,000 in 1948 compared with \$30,000 in 1939.

Employment in the county also rose over the 9-year period between 1939 and 1948 for the above trades. Establishments in these trades reported a combined total of 97 paid employees for the workweek ended nearest November 15, 1948. This compared with a total of 86 employees reported for the week of November 15, 1939.

These preliminary figures have been derived from a Census report on Stone County, Missouri. Final figures, superseding the preliminary data for Stone County, will be included in a Bulletin for the State of Missouri to be issued in several months. Similar data will be made available this year in preliminary and final form for each of the counties and States. A single copy of the preliminary release for Stone County as well as an order blank for other area releases may be obtained by writing to the Bureau of the Census, Washington 25, D. C.

Table 1.—CENSUS OF BUSINESS PRELIMINARY RESULTS FOR 1948, BY TRADE GROUP

STONE COUNTY, MO.

| Trade group and kind of business | Number of establishments | 1948 sales and receipts (Thousand dollars) | Active proprietors of unincorporated businesses Nov. 1948 | Paid employees, workweek ended nearest Nov. 15, 1948 | |
|---|--------------------------|---|--|--|-------------------------|
| | | | | Total employees ¹ | Full workweek employees |
| RETAIL TRADE, total..... | 126 | 2,494 | 133 | 91 | 50 |
| Food group..... | 21 | 458 | 24 | 6 | 3 |
| Eating and drinking places..... | 16 | 143 | 18 | 11 | 4 |
| Gasoline service stations..... | 19 | 166 | 19 | 6 | 3 |
| All other retail stores..... | 70 | 1,727 | 72 | 68 | 40 |
| SELECTED SERVICE TRADES, ^{2/} total..... | 20 | 65 | 19 | 6 | 3 |
| Personal services..... | 10 | 28 | 8 | 4 | 2 |
| All other service trades..... | 10 | 37 | 11 | 2 | 1 |
| AMUSEMENTS..... | 8 | 39 | 14 | 7 | x |

x Not available.

^{1/} Includes employees paid for less than the full workweek.

^{2/} See General Description on last page for changes from the 1939 Census of Business in the coverage of Service Trades.

GENERAL DESCRIPTION OF PRELIMINARY RELEASES FOR THE 1948 CENSUS OF BUSINESS

This series of releases, of which one is planned for each county in the United States, presents preliminary results of the 1948 Census of Business. The information is based on reports submitted by business establishments for that Census. The figures shown are preliminary, and are subject to revision in the final Census publications, but the changes are expected to be relatively minor with respect to coverage. The final Census figures will be issued in a series of Business Census bulletins which will show additional detailed kind-of-business information for all places where there are a sufficient number of establishments.

The 1948 Census of Business was taken under the provision of the Act of June 19, 1948, which provides that the Business Census be taken for 1948 and for each fifth year thereafter. Previous Business Censuses were taken for the years 1929, 1933, 1935, and 1939.

Scope of the Census.—The 1948 Census of Business covered all establishments in the following trades, as defined by the Standard Industrial Classification Manual, May 1949 issue, of the Executive Office of the President: all retail trades; all wholesale trades; all service trades in the following four groups—personal services, business services, automobile repairs and services, and miscellaneous repair services; hotels; tourist courts and camps; and amusements, including motion picture theaters. Some important services not covered are radio broadcasting and television, medical and health, legal, educational, nonprofit, accounting, and domestic services.

This coverage is similar to that of the 1939 Business Census. However, "custom trades" and "services incidental to transportation," which are no longer included in the standard classification of the service trades, are not covered by the 1948 Census. In a number of localities, these exclusions as well as other changes in the standard classification may have a considerable effect in comparing

1948 with 1939 data, particularly with respect to establishment count.

Establishment definition.—For Census purposes, a business establishment is defined to include only enterprises conducted from a recognizable place of business, provided that the annual sales were in excess of \$5,000 for a wholesale trade establishment and \$500 for establishments in other trades. A detailed analysis of coverage will be provided in future Census of Business publications.

"Number of establishments" is the number of separate business locations, rather than the number of business companies or organizations, since the Census figures represent information reported separately for each business location or establishment. The establishment count reflects the number of places in business at the end of 1948 excluding administrative and executive offices of multiunit organizations, and "chain store" warehouses.

Sales and receipts.—"1948 sales and receipts" represents sales of merchandise and receipts from repairs and other services to customers. The figures reflect deductions for returned goods and allowances, but not for trade-in allowances; they exclude sales and excise taxes collected from customers and paid directly to any taxing agency.

Proprietors.—"Active proprietors..." represents owners and partners of unincorporated businesses who devoted the major portion of their time to the business in November 1948.

Employment.—"Number of paid employees..." represents all employees on the pay roll for the pay period ending nearest November 15, 1948. "Full workweek" employees, whether regular or seasonal, are those who in the November 15 pay period were paid for working at least the number of hours typically worked in a week by employees of the reporting establishment.

1948 CENSUS OF BUSINESS

RETAIL, WHOLESALE, SERVICE TRADES

U. S. DEPARTMENT OF COMMERCE
BUREAU OF THE CENSUS

PRELIMINARY

For Release May 15, 1950

Release Series BC-1P-24-106

SULLIVAN COUNTY, MO.

Retail and service establishments located in Sullivan County, Missouri, showed a substantial expansion in dollar volume of trade from 1939 to 1948 according to preliminary figures from the 1948 Census of Business released today by the Bureau of the Census, U. S. Department of Commerce.

Retail sales in the county during 1948 aggregated \$6.3 million, an increase of 320 percent over the \$1.5 million in 1939, when the preceding Census of Business was taken. The service trades included in the Census of Business recorded receipts totaling \$124,000 in 1948 compared with \$59,000 in 1939. Wholesale sales in the county reached a total of \$672,000 in 1948, a decrease from the \$837,000 reported in 1939.

Employment in the county rose over the 9-year period between 1939 and 1948 for the above trades. Establishments in these trades reported a combined total of 244 paid employees for the workweek ended nearest November 15, 1948. This compared with a total of 207 employees reported for the week of November 15, 1939.

These preliminary figures have been derived from a Census report on Sullivan County, Missouri. Final figures, superseding the preliminary data for Sullivan County, will be included in a Bulletin for the State of Missouri to be issued in several months. Similar data will be made available this year in preliminary and final form for each of the counties and States. A single copy of the preliminary release for Sullivan County as well as an order blank for other area releases may be obtained by writing to the Bureau of the Census, Washington 25, D. C.

Table 1.—CENSUS OF BUSINESS PRELIMINARY RESULTS FOR 1948, BY TRADE GROUP

SULLIVAN COUNTY, MO.

| Trade group and kind of business | Number of establishments | 1948 sales and receipts (Thousand dollars) | Active proprietors of unincorporated businesses Nov. 1948 | Paid employees, workweek ended nearest Nov. 15, 1948 | |
|---|--------------------------|---|--|--|-------------------------|
| | | | | Total employees ¹ | Full workweek employees |
| RETAIL TRADE, total..... | 178 | 6,252 | 183 | 227 | 176 |
| Food group..... | 33 | 1,501 | 30 | 42 | 28 |
| Eating and drinking places..... | 23 | 222 | 23 | 28 | 16 |
| General merchandise grp, general stores | 18 | 542 | 19 | 20 | 8 |
| Apparel group..... | 7 | 126 | 9 | 5 | 4 |
| Furniture-home furnishings-appliance grp | 5 | 256 | 7 | 10 | 10 |
| Automotive group..... | 20 | 987 | 24 | 36 | 35 |
| Gasoline service stations..... | 26 | 585 | 25 | 23 | 20 |
| Lumber-building-hardware group..... | 19 | 695 | 16 | 21 | 20 |
| Drug and proprietary stores..... | 7 | 127 | 8 | 8 | 4 |
| All other retail stores..... | 20 | 1,211 | 19 | 34 | 31 |
| WHOLESALE TRADE..... | 10 | 672 | 12 | 7 | x |
| SELECTED SERVICE TRADES, ² /total..... | 40 | 124 | 43 | 10 | 9 |
| Personal services..... | 24 | 71 | 25 | 7 | 6 |
| All other service trades..... | 16 | 53 | 18 | 3 | 3 |
| AMUSEMENTS..... | 7 | 38 | 8 | 5 | x |

x Not available.

¹/ Includes employees paid for less than the full workweek.

²/ See General Description on last page for changes from the 1939 Census of Business in the coverage of Service Trades.

GENERAL DESCRIPTION OF PRELIMINARY RELEASES FOR THE 1948 CENSUS OF BUSINESS

This series of releases, of which one is planned for each county in the United States, presents preliminary results of the 1948 Census of Business. The information is based on reports submitted by business establishments for that Census. The figures shown are preliminary, and are subject to revision in the final Census publications, but the changes are expected to be relatively minor with respect to coverage. The final Census figures will be issued in a series of Business Census bulletins which will show additional detailed kind-of-business information for all places where there are a sufficient number of establishments.

The 1948 Census of Business was taken under the provision of the Act of June 19, 1948, which provides that the Business Census be taken for 1948 and for each fifth year thereafter. Previous Business Censuses were taken for the years 1929, 1933, 1935, and 1939.

Scope of the Census.—The 1948 Census of Business covered all establishments in the following trades, as defined by the Standard Industrial Classification Manual, May 1949 issue, of the Executive Office of the President: all retail trades; all wholesale trades; all service trades in the following four groups—personal services, business services, automobile repairs and services, and miscellaneous repair services; hotels; tourist courts and camps; and amusements, including motion picture theaters. Some important services not covered are radio broadcasting and television, medical and health, legal, educational, nonprofit, accounting, and domestic services.

This coverage is similar to that of the 1939 Business Census. However, "custom trades" and "services incidental to transportation," which are no longer included in the standard classification of the service trades, are not covered by the 1948 Census. In a number of localities, these exclusions as well as other changes in the standard classification may have a considerable effect in comparing

1948 with 1939 data, particularly with respect to establishment count.

Establishment definition.—For Census purposes, a business establishment is defined to include only enterprises conducted from a recognizable place of business, provided that the annual sales were in excess of \$5,000 for a wholesale trade establishment and \$500 for establishments in other trades. A detailed analysis of coverage will be provided in future Census of Business publications.

"Number of establishments" is the number of separate business locations, rather than the number of business companies or organizations, since the Census figures represent information reported separately for each business location or establishment. The establishment count reflects the number of places in business at the end of 1948 excluding administrative and executive offices of multiunit organizations, and "chain store" warehouses.

Sales and receipts.—"1948 sales and receipts" represents sales of merchandise and receipts from repairs and other services to customers. The figures reflect deductions for returned goods and allowances, but not for trade-in allowances; they exclude sales and excise taxes collected from customers and paid directly to any taxing agency.

Proprietors.—"Active proprietors..." represents owners and partners of unincorporated businesses who devoted the major portion of their time to the business in November 1948.

Employment.—"Number of paid employees..." represents all employees on the pay roll for the pay period ending nearest November 15, 1948. "Full workweek" employees, whether regular or seasonal, are those who in the November 15 pay period were paid for working at least the number of hours typically worked in a week by employees of the reporting establishment.

1948 CENSUS OF BUSINESS

RETAIL, WHOLESALE, SERVICE TRADES

U. S. DEPARTMENT OF COMMERCE
BUREAU OF THE CENSUS

PRELIMINARY

For Release April 26, 1950

Release Series BC-1P-24-107

TANEY COUNTY, MO.

Retail, wholesale, and service establishments located in Taney County, Missouri, showed a substantial expansion in dollar volume of trade from 1939 to 1948 according to preliminary figures from the 1948 Census of Business released today by the Bureau of the Census, U. S. Department of Commerce.

Retail sales in the county during 1948 aggregated \$4.9 million, an increase of 308 percent over the \$1.2 million in 1939, when the preceding Census of Business was taken. Wholesale sales in the county reached a total of \$935,000 in 1948 as compared with \$254,000 in 1939. The service trades included in the Census of Business recorded receipts totaling \$140,000 in 1948 compared with \$42,000 in 1939.

Employment in the county also rose over the 9-year period between 1939 and 1948 for the above trades. Establishments in these trades reported a combined total of 236 paid employees for the workweek ended nearest November 15, 1948. This compared with a total of 125 employees reported for the week of November 15, 1939.

These preliminary figures have been derived from a Census report on Taney County, Missouri. Final figures, superseding the preliminary data for Taney County, will be included in a Bulletin for the State of Missouri to be issued in several months. Similar data will be made available this year in preliminary and final form for each of the counties and States. A single copy of the preliminary release for Taney County as well as an order blank for other area releases may be obtained by writing to the Bureau of the Census, Washington 25, D. C.

Table 1.—CENSUS OF BUSINESS PRELIMINARY RESULTS FOR 1948, BY TRADE GROUP

TANEY COUNTY, MO.

| Trade group and kind of business | Number of establishments | 1948 sales and receipts (Thousand dollars) | Active proprietors of unincorporated businesses Nov. 1948 | Paid employees, workweek ended nearest Nov. 15, 1948 | |
|---|--------------------------|---|--|--|-------------------------|
| | | | | Total employees ¹ | Full workweek employees |
| RETAIL TRADE, total..... | 187 | 4,908 | 194 | 205 | 176 |
| Food group..... | 25 | 969 | 23 | 16 | 13 |
| Eating and drinking places..... | 39 | 351 | 38 | 53 | 38 |
| General merchandise grp, general stores | 27 | 981 | 27 | 29 | 23 |
| Apparel group..... | 6 | 107 | 5 | 4 | 4 |
| Furniture-home furnishgs-appliance grp | 10 | 140 | 12 | 3 | 3 |
| Automotive group..... | 11 | 797 | 13 | 52 | 52 |
| Gasoline service stations..... | 26 | 372 | 26 | 10 | 5 |
| Lumber-building-hardware group..... | 6 | 493 | 7 | 20 | 20 |
| All other retail stores..... | 37 | 698 | 43 | 18 | 18 |
| WHOLESALE TRADE..... | 10 | 935 | 10 | 16 | x |
| SELECTED SERVICE TRADES, ² /total..... | 28 | 140 | 30 | 15 | 15 |
| Personal services..... | 16 | 75 | 17 | 13 | 13 |
| All other service trades..... | 12 | 65 | 13 | 2 | 2 |
| TOURIST COURTS AND CAMPS..... | 57 | 242 | 56 | 25 | 24 |
| AMUSEMENTS..... | 13 | 108 | 12 | 10 | x |

x Not available.

¹/ Includes employees paid for less than the full workweek.

²/ See General Description on last page for changes from the 1939 Census of Business in the coverage of Service Trades.

GENERAL DESCRIPTION OF PRELIMINARY RELEASES FOR THE 1948 CENSUS OF BUSINESS

This series of releases, of which one is planned for each county in the United States, presents preliminary results of the 1948 Census of Business. The information is based on reports submitted by business establishments for that Census. The figures shown are preliminary, and are subject to revision in the final Census publications, but the changes are expected to be relatively minor with respect to coverage. The final Census figures will be issued in a series of Business Census bulletins which will show additional detailed kind-of-business information for all places where there are a sufficient number of establishments.

The 1948 Census of Business was taken under the provision of the Act of June 19, 1948, which provides that the Business Census be taken for 1948 and for each fifth year thereafter. Previous Business Censuses were taken for the years 1929, 1933, 1935, and 1939.

Scope of the Census.—The 1948 Census of Business covered all establishments in the following trades, as defined by the Standard Industrial Classification Manual, May 1949 issue, of the Executive Office of the President: all retail trades; all wholesale trades; all service trades in the following four groups—personal services, business services, automobile repairs and services, and miscellaneous repair services; hotels; tourist courts and camps; and amusements, including motion picture theaters. Some important services not covered are radio broadcasting and television, medical and health, legal, educational, nonprofit, accounting, and domestic services.

This coverage is similar to that of the 1939 Business Census. However, "custom trades" and "services incidental to transportation," which are no longer included in the standard classification of the service trades, are not covered by the 1948 Census. In a number of localities, these exclusions as well as other changes in the standard classification may have a considerable effect in comparing

1948 with 1939 data, particularly with respect to establishment count.

Establishment definition.—For Census purposes, a business establishment is defined to include only enterprises conducted from a recognizable place of business, provided that the annual sales were in excess of \$5,000 for a wholesale trade establishment and \$500 for establishments in other trades. A detailed analysis of coverage will be provided in future Census of Business publications.

"Number of establishments" is the number of separate business locations, rather than the number of business companies or organizations, since the Census figures represent information reported separately for each business location or establishment. The establishment count reflects the number of places in business at the end of 1948 excluding administrative and executive offices of multiunit organizations, and "chain store" warehouses.

Sales and receipts.—"1948 sales and receipts" represents sales of merchandise and receipts from repairs and other services to customers. The figures reflect deductions for returned goods and allowances, but not for trade-in allowances; they exclude sales and excise taxes collected from customers and paid directly to any taxing agency.

Proprietors.—"Active proprietors..." represents owners and partners of unincorporated businesses who devoted the major portion of their time to the business in November 1948.

Employment.—"Number of paid employees..." represents all employees on the pay roll for the pay period ending nearest November 15, 1948. "Full workweek" employees, whether regular or seasonal, are those who in the November 15 pay period were paid for working at least the number of hours typically worked in a week by employees of the reporting establishment.

1948 CENSUS OF BUSINESS

RETAIL, WHOLESALE, SERVICE TRADES

U. S. DEPARTMENT OF COMMERCE
BUREAU OF THE CENSUS

PRELIMINARY

For Release April 20, 1950

Release Series BC-1P- 24-618

TEXAS COUNTY, MO.

Retail, wholesale, and service establishments located in Texas County, Missouri, showed a substantial expansion in dollar volume of trade from 1939 to 1948 according to preliminary figures from the 1948 Census of Business released today by the Bureau of the Census, U. S. Department of Commerce.

Retail sales in the county during 1948 aggregated \$8.0 million, an increase of 196 percent over the \$2.7 million in 1939, when the preceding Census of Business was taken. Wholesale sales in the county reached a total of \$3.9 million in 1948 as compared with \$0.6 million in 1939. The service trades included in the Census of Business recorded receipts totaling \$224,000 in 1948 compared with \$54,000 in 1939.

Employment in the county also rose over the 9-year period between 1939 and 1948 for the above trades. Establishments in these trades reported a combined total of 428 paid employees for the workweek ended nearest November 15, 1948. This compared with a total of 246 employees reported for the week of November 15, 1939.

These preliminary figures have been derived from a Census report on Texas County, Missouri. Final figures, superseding the preliminary data for Texas County, will be included in a Bulletin for the State of Missouri to be issued in several months. Similar data will be made available this year in preliminary and final form for each of the counties and States. A single copy of the preliminary release for Texas County as well as an order blank for other area releases may be obtained by writing to the Bureau of the Census, Washington 25, D. C.

Table 1.—CENSUS OF BUSINESS PRELIMINARY RESULTS FOR 1948, BY TRADE GROUP

TEXAS COUNTY, MO.

| Trade group and kind of business | Number of establishments | 1948 sales and receipts (Thousand dollars) | Active proprietors of unincorporated businesses Nov. 1948 | Paid employees, workweek ended nearest Nov. 15, 1948 | |
|---|--------------------------|---|--|--|-------------------------|
| | | | | Total employees ¹ | Full workweek employees |
| RETAIL TRADE, total..... | 235 | 7,954 | 246 | 330 | 273 |
| Food group..... | 47 | 1,614 | 49 | 43 | 33 |
| Eating and drinking places..... | 30 | 288 | 31 | 49 | 36 |
| General merchandise grp, general stores | 38 | 985 | 35 | 37 | 23 |
| Apparel group..... | 13 | 329 | 14 | 11 | 10 |
| Furniture-home furnishings-appliance grp. | 5 | 85 | 5 | 2 | 2 |
| Automotive group..... | 23 | 1,953 | 33 | 64 | 62 |
| Gasoline service stations..... | 34 | 509 | 36 | 19 | 15 |
| Lumber-building-hardware group..... | 18 | 1,091 | 21 | 55 | 54 |
| Drug and proprietary stores..... | 8 | 264 | 7 | 19 | 18 |
| All other retail stores..... | 19 | 836 | 15 | 31 | 20 |
| WHOLESALE TRADE..... | 15 | 3,943 | 12 | 77 | x |
| SELECTED SERVICE TRADES, ² /total..... | 48 | 224 | 50 | 21 | 15 |
| Personal services..... | 30 | 137 | 31 | 13 | 9 |
| All other service trades..... | 18 | 87 | 19 | 8 | 6 |
| AMUSEMENTS..... | 8 | 70 | 8 | 13 | x |

x Not available.

¹/ Includes employees paid for less than the full workweek.

²/ See General Description on this page for changes from the 1939 Census of Business in the coverage of Service Trades.

GENERAL DESCRIPTION OF PRELIMINARY RELEASES FOR THE 1948 CENSUS OF BUSINESS

This series of releases, of which one is planned for each county in the United States, presents preliminary results of the 1948 Census of Business. The information is based on reports submitted by business establishments for that Census. The figures shown are preliminary, and are subject to revision in the final Census publications, but the changes are expected to be relatively minor with respect to coverage. The final Census figures will be issued in a series of Business Census bulletins which will show additional detailed kind-of-business information for all places where there are a sufficient number of establishments.

The 1948 Census of Business was taken under the provision of the Act of June 19, 1948, which provides that the Business Census be taken for 1948 and for each fifth year thereafter. Previous Business Censuses were taken for the years 1929, 1933, 1935, and 1939.

Scope of the Census.—The 1948 Census of Business covered all establishments in the following trades, as defined by the Standard Industrial Classification Manual, May 1949 issue, of the Executive Office of the President: all retail trades; all wholesale trades; all service trades in the following four groups—personal services, business services, automobile repairs and services, and miscellaneous repair services; hotels; tourist courts and camps; and amusements, including motion picture theaters. Some important services not covered are radio broadcasting and television, medical and health, legal, educational, nonprofit, accounting, and domestic services.

This coverage is similar to that of the 1939 Business Census. However, "custom trades" and "services incidental to transportation," which are no longer included in the standard classification of the service trades, are not covered by the 1948 Census. In a number of localities, these exclusions as well as

other changes in the standard classification may have a considerable effect in comparing 1948 with 1939 data, particularly with respect to establishment count.

Establishment definition.—For Census purposes, a business establishment is defined to include only enterprises conducted from a recognizable place of business, provided that the annual sales were in excess of \$5,000 for a wholesale trade establishment and \$500 for establishments in other trades. A detailed analysis of coverage will be provided in future Census of Business publications.

"Number of establishments" is the number of separate business locations, rather than the number of business companies or organizations, since the Census figures represent information reported separately for each business location or establishment. The establishment count reflects the number of places in business at the end of 1948 excluding administrative and executive offices of multiunit organizations, and "chain store" warehouses.

Sales and receipts.—"1948 sales and receipts" represents sales of merchandise and receipts from repairs and other services to customers. The figures reflect deductions for returned goods and allowances, but not for trade-in allowances; they exclude sales and excise taxes collected from customers and paid directly to any taxing agency.

Proprietors.—"Active proprietors..." represents owners and partners of unincorporated businesses who devoted the major portion of their time to the business in November 1948.

Employment.—"Number of paid employees..." represents all employees on the pay roll for the pay period ending nearest November 15, 1948. "Full workweek" employees, whether regular or seasonal, are those who in the November 15 pay period were paid for working at least the number of hours typically worked in a week by employees of the reporting establishment.

1948 CENSUS OF BUSINESS

U. S. DEPARTMENT OF COMMERCE
BUREAU OF THE CENSUS

RETAIL, WHOLESALE, SERVICE TRADES

PRELIMINARY

For Release May 15, 1950

Release Series BC-1P-24-109

VERNON COUNTY, MO.

Retail, wholesale, and service establishments located in Vernon County, Missouri, showed a substantial expansion in dollar volume of trade from 1939 to 1948 according to preliminary figures from the 1948 Census of Business released today by the Bureau of the Census, U. S. Department of Commerce.

Retail sales in the county during 1948 aggregated \$16.5 million, an increase of 251 percent over the \$4.7 million in 1939, when the preceding Census of Business was taken. Wholesale sales in the county reached a total of \$7.7 million in 1948 as compared with \$2.5 million in 1939. The service trades included in the Census of Business recorded receipts totaling \$577,000 in 1948 compared with \$238,000 in 1939.

Employment in the county also rose over the 9-year period between 1939 and 1948 for the above trades. Establishments in these trades reported a combined total of 1,112 paid employees for the workweek ended nearest November 15, 1948. This compared with a total of 850 employees reported for the week of November 15, 1939.

These preliminary figures have been derived from a Census report on Vernon County, Missouri, which also includes data for the city of Nevada. Final figures, superseding the preliminary data for Vernon County, will be included in a Bulletin for the State of Missouri to be issued in several months. Similar data will be made available this year in preliminary and final form for each of the counties and States. A single copy of the preliminary release for Vernon County as well as an order blank for other area releases may be obtained by writing to the Bureau of the Census, Washington 25, D. C.

Table 1.—CENSUS OF BUSINESS PRELIMINARY RESULTS FOR 1948, BY TRADE GROUP

VERNON COUNTY, MO.

| Trade group and kind of business | Number of establishments | 1948 sales and receipts (Thousand dollars) | Active proprietors of unincorporated businesses Nov. 1948 | Paid employees, workweek ended nearest Nov. 15, 1948 | |
|---|--------------------------|---|--|--|-------------------------|
| | | | | Total employees ¹ | Full workweek employees |
| RETAIL TRADE, total..... | 300 | 16,476 | 297 | 808 | 686 |
| Food group..... | 54 | 3,092 | 55 | 109 | 80 |
| Eating and drinking places..... | 43 | 814 | 44 | 143 | 119 |
| General merchandise grp, general stores. | 15 | 1,271 | 15 | 116 | 74 |
| Apparel group..... | 14 | 1,088 | 8 | 80 | 73 |
| Furniture-home furnishgs-appliance grp. | 12 | 639 | 10 | 34 | 31 |
| Automotive group..... | 24 | 2,268 | 27 | 103 | 99 |
| Gasoline service stations..... | 46 | 1,064 | 46 | 35 | 33 |
| Lumber-building-hardware group..... | 28 | 2,156 | 29 | 88 | 85 |
| Drug and proprietary stores..... | 10 | 420 | 10 | 37 | 33 |
| All other retail stores..... | 54 | 3,664 | 53 | 63 | 59 |
| WHOLESALE TRADE, total..... | 41 | 7,695 | 39 | 105 | x |
| Merchant wholesalers..... | 15 | 2,298 | 10 | 58 | x |
| Other types of wholesale..... | 26 | 5,397 | 29 | 47 | x |
| SELECTED SERVICE TRADES, ² /total..... | 66 | 577 | 69 | 99 | 78 |
| Personal services..... | 33 | 362 | 35 | 79 | 69 |
| All other service trades..... | 33 | 215 | 34 | 20 | 9 |

x Not available.

¹/ Includes employees paid for less than the full workweek.

²/ See General Description on last page for changes from the 1939 Census of Business in the coverage of Service Trades.

Table 2.—CENSUS OF BUSINESS PRELIMINARY RESULTS FOR 1948 FOR CITIES OF 2,500 INHABITANTS OR MORE

VERNON COUNTY, MO.

(Data omitted for trade groups where necessary to avoid disclosure)

| City and trade group ¹ | Number of establishments | 1948 sales and receipts (Thousand dollars) | Active proprietors of unincorporated businesses Nov. 1948 | Paid employees, workweek ended nearest Nov. 15, 1948 | |
|-----------------------------------|--------------------------|---|--|--|-------------------------|
| | | | | Total employees ² | Full workweek employees |
| Nevada: | | | | | |
| Retail trade..... | 188 | 12,629 | 180 | 738 | 623 |
| Wholesale trade..... | 32 | 6,318 | 29 | 87 | x |
| Selected service trades.... | 46 | 478 | 49 | 97 | 76 |
| Remainder of county: | | | | | |
| Retail trade..... | 112 | 3,847 | 117 | 70 | 63 |
| Wholesale trade..... | 9 | 1,377 | 10 | 18 | x |
| Selected service trades.... | 20 | 99 | 20 | 2 | 2 |

x Not available.

1/ See General Description on this page for changes from the 1939 Census of Business in the coverage of Service Trades.

2/ Includes employees paid for less than the full workweek.

GENERAL DESCRIPTION OF PRELIMINARY RELEASES FOR THE 1948 CENSUS OF BUSINESS

This series of releases, of which one is planned for each county in the United States, presents preliminary results of the 1948 Census of Business. The information is based on reports submitted by business establishments for that Census. The figures shown are preliminary, and are subject to revision in the final Census publications, but the changes are expected to be relatively minor with respect to coverage. The final Census figures will be issued in a series of Business Census bulletins which will show additional detailed kind-of-business information for all places where there are a sufficient number of establishments.

The 1948 Census of Business was taken under the provision of the Act of June 19, 1948, which provides that the Business Censuses be taken for 1948 and for each fifth year thereafter. Previous Business Censuses were taken for the years 1929, 1933, 1935, and 1939.

Scope of the Census.—The 1948 Census of Business covered all establishments in the following trades, as defined by the Standard Industrial Classification Manual, May 1949 issue, of the Executive Office of the President: all retail trades; all wholesale trades; all service trades in the following four groups—personal services, business services, automobile repairs and services, and miscellaneous repair services; hotels; tourist courts and camps; and amusements, including motion picture theaters. Some important services not covered are radio broadcasting and television, medical and health, legal, educational, nonprofit, accounting, and domestic services.

This coverage is similar to that of the 1939 Business Census. However, "custom trades" and "services incidental to transportation," which are no longer included in the standard classification of the service trades, are not covered by the 1948 Census. In a number of localities, these exclusions as well as

other changes in the standard classification may have a considerable effect in comparing 1948 with 1939 data, particularly with respect to establishment count.

Establishment definition.—For Census purposes, a business establishment is defined to include only enterprises conducted from a recognizable place of business, provided that the annual sales were in excess of \$5,000 for a wholesale trade establishment and \$500 for establishments in other trades. A detailed analysis of coverage will be provided in future Census of Business publications.

"Number of establishments" is the number of separate business locations, rather than the number of business companies or organizations, since the Census figures represent information reported separately for each business location or establishment. The establishment count reflects the number of places in business at the end of 1948 excluding administrative and executive offices of multinational organizations, and "chain store" warehouses.

Sales and receipts.—"1948 sales and receipts" represents sales of merchandise and receipts from repairs and other services to customers. The figures reflect deductions for returned goods and allowances, but not for trade-in allowances; they exclude sales and excise taxes collected from customers and paid directly to any taxing agency.

Proprietors.—"Active proprietors..." represents owners and partners of unincorporated businesses who devoted the major portion of their time to the business in November 1948.

Employment.—"Number of paid employees..." represents all employees on the pay roll for the pay period ending nearest November 15, 1948. "Full workweek" employees, whether regular or seasonal, are those who in the November 15 pay period were paid for working at least the number of hours typically worked in a week by employees of the reporting establishment.

1948 CENSUS OF BUSINESS

RETAIL, WHOLESALE, SERVICE TRADES

U. S. DEPARTMENT OF COMMERCE
BUREAU OF THE CENSUS

PRELIMINARY

For Release April 24, 1950

Release Series BC-1P-24-110

WARREN COUNTY, MO.

Retail, wholesale, and service establishments located in Warren County, Missouri, showed a substantial expansion in dollar volume of trade from 1939 to 1948 according to preliminary figures from the 1948 Census of Business released today by the Bureau of the Census, U. S. Department.

Retail sales in the county during 1948 aggregated \$5.6 million, an increase of 367 percent over the \$1.2 million in 1939, when the preceding Census of Business was taken. Wholesale sales in the county reached a total of \$569,000 in 1948 as compared with \$418,000 in 1939. The service trades included in the Census of Business recorded receipts totaling \$111,000 in 1948 compared with \$49,000 in 1939.

Employment in the county also rose over the 9-year period between 1939 and 1948 for the above trades. Establishments in these trades reported a combined total of 231 paid employees for the workweek ended nearest November 15, 1948. This compared with a total of 142 employees reported for the week of November 15, 1939.

These preliminary figures have been derived from a Census report on Warren County, Missouri. Final figures, superseding the preliminary data for Warren County, will be included in a Bulletin for the State of Missouri to be issued in several months. Similar data will be made available this year in preliminary and final form for each of the counties and States. A single copy of the preliminary release for Warren County as well as an order blank for other area releases may be obtained by writing to the Bureau of the Census, Washington 25, D. C.

Table 1.—CENSUS OF BUSINESS PRELIMINARY RESULTS FOR 1948, BY TRADE GROUP
WARREN COUNTY, MO.

| Trade group and kind of business | Number of establishments | 1948 sales and receipts (Thousand dollars) | Active proprietors of unincorporated businesses Nov. 1948 | Paid employees, workweek ended nearest Nov. 15, 1948 | |
|---|--------------------------|---|--|--|-------------------------|
| | | | | Total employees ¹ | Full workweek employees |
| RETAIL TRADE, total..... | 120 | 5,645 | 125 | 222 | 182 |
| Food group..... | 19 | 987 | 20 | 26 | 17 |
| Eating and drinking places..... | 25 | 504 | 29 | 52 | 45 |
| Gasoline service stations..... | 9 | 433 | 11 | 16 | 12 |
| All other retail stores..... | 67 | 3,721 | 65 | 128 | 108 |
| WHOLESALE TRADE..... | 8 | 569 | 6 | 4 | x |
| SELECTED SERVICE TRADES, ^{2/} total..... | 25 | 111 | 30 | 5 | 5 |
| Personal services..... | 14 | 40 | 16 | 3 | 3 |
| All other service trades..... | 11 | 71 | 14 | 2 | 2 |

x Not available.

1/ Includes employees paid for less than the full workweek.

2/ See General Description on last page for changes from the 1939 Census of Business in the coverage of Service Trades.

GENERAL DESCRIPTION OF PRELIMINARY RELEASES FOR THE 1948 CENSUS OF BUSINESS

This series of releases, of which one is planned for each county in the United States, presents preliminary results of the 1948 Census of Business. The information is based on reports submitted by business establishments for that Census. The figures shown are preliminary, and are subject to revision in the final Census publications, but the changes are expected to be relatively minor with respect to coverage. The final Census figures will be issued in a series of Business Census bulletins which will show additional detailed kind-of-business information for all places where there are a sufficient number of establishments.

The 1948 Census of Business was taken under the provision of the Act of June 19, 1948, which provides that the Business Census be taken for 1948 and for each fifth year thereafter. Previous Business Censuses were taken for the years 1929, 1933, 1935, and 1939.

Scope of the Census.—The 1948 Census of Business covered all establishments in the following trades, as defined by the Standard Industrial Classification Manual, May 1949 issue, of the Executive Office of the President: all retail trades; all wholesale trades; all service trades in the following four groups—personal services, business services, automobile repairs and services, and miscellaneous repair services; hotels; tourist courts and camps; and amusements, including motion picture theaters. Some important services not covered are radio broadcasting and television, medical and health, legal, educational, nonprofit, accounting, and domestic services.

This coverage is similar to that of the 1939 Business Census. However, "custom trades" and "services incidental to transportation," which are no longer included in the standard classification of the service trades, are not covered by the 1948 Census. In a number of localities, these exclusions as well as other changes in the standard classification may have a considerable effect in comparing

1948 with 1939 data, particularly with respect to establishment count.

Establishment definition.—For Census purposes, a business establishment is defined to include only enterprises conducted from a recognizable place of business, provided that the annual sales were in excess of \$5,000 for a wholesale trade establishment and \$500 for establishments in other trades. A detailed analysis of coverage will be provided in future Census of Business publications.

"Number of establishments" is the number of separate business locations, rather than the number of business companies or organizations, since the Census figures represent information reported separately for each business location or establishment. The establishment count reflects the number of places in business at the end of 1948 excluding administrative and executive offices of multiunit organizations, and "chain store" warehouses.

Sales and receipts.—"1948 sales and receipts" represents sales of merchandise and receipts from repairs and other services to customers. The figures reflect deductions for returned goods and allowances, but not for trade-in allowances; they exclude sales and excise taxes collected from customers and paid directly to any taxing agency.

Proprietors.—"Active proprietors..." represents owners and partners of unincorporated businesses who devoted the major portion of their time to the business in November 1948.

Employment.—"Number of paid employees..." represents all employees on the pay roll for the pay period ending nearest November 15, 1948. "Full workweek" employees, whether regular or seasonal, are those who in the November 15 pay period were paid for working at least the number of hours typically worked in a week by employees of the reporting establishment.

1948 CENSUS OF BUSINESS

RETAIL, WHOLESALE, SERVICE TRADES

U. S. DEPARTMENT OF COMMERCE
BUREAU OF THE CENSUS

PRELIMINARY

For Release April 24, 1950

Release Series BC-1P-24-111

WASHINGTON COUNTY, MO.

Retail, wholesale, and service establishments located in Washington County, Missouri, showed a substantial expansion in dollar volume of trade from 1939 to 1948 according to preliminary figures from the 1948 Census of Business released today by the Bureau of the Census, U. S. Department of Commerce.

Retail sales in the county during 1948 aggregated \$5.6 million, an increase of 229 percent over the \$1.7 million in 1939, when the preceding Census of Business was taken. Wholesale sales in the county reached a total of \$1.6 million in 1948 as compared with \$0.4 million in 1939. The service trades included in the Census of Business recorded receipts totaling \$259,000 in 1948 compared with \$37,000 in 1939.

Employment in the county also rose over the 9-year period between 1939 and 1948 for the above trades. Establishments in these trades reported a combined total of 264 paid employees for the workweek ended nearest November 15, 1948. This compared with a total of 154 employees reported for the week of November 15, 1939.

These preliminary figures have been derived from a Census report on Washington County, Missouri. Final figures, superseding the preliminary data for Washington County, will be included in a Bulletin for the State of Missouri to be issued in several months. Similar data will be made available this year in preliminary and final form for each of the counties and States. A single copy of the preliminary release for Washington County as well as an order blank for other area releases may be obtained by writing to the Bureau of the Census, Washington 25, D. C.

70249

Table 1.—CENSUS OF BUSINESS PRELIMINARY RESULTS FOR 1948, BY TRADE GROUP
WASHINGTON COUNTY, MO.

| Trade group and kind of business | Number of establishments | 1948 sales and receipts (Thousand dollars) | Active proprietors of unincorporated businesses Nov. 1948 | Paid employees, workweek ended nearest Nov. 15, 1948 | |
|---|--------------------------|---|--|--|-------------------------|
| | | | | Total employees ¹ | Full workweek employees |
| RETAIL TRADE, total..... | 179 | 5,610 | 182 | 202 | 153 |
| Food group..... | 69 | 1,713 | 70 | 40 | 28 |
| Eating and drinking places..... | 34 | 365 | 38 | 30 | 22 |
| General merchandise grp, general stores..... | 10 | 415 | 8 | 22 | 14 |
| Apparel group..... | 5 | 278 | 3 | 18 | 11 |
| Automotive group..... | 8 | 904 | 10 | 29 | 22 |
| Gasoline service stations..... | 15 | 468 | 18 | 13 | 11 |
| Lumber-building-hardware group..... | 8 | 472 | 7 | 17 | 15 |
| All other retail stores..... | 30 | 995 | 28 | 33 | 30 |
| WHOLESALE TRADE..... | 11 | 1,632 | 13 | 39 | x |
| SELECTED SERVICE TRADES, ^{2/} total..... | 31 | 259 | 34 | 23 | 19 |
| Personal services..... | 17 | 93 | 20 | 9 | 6 |
| All other service trades..... | 14 | 166 | 14 | 14 | 13 |

x Not available.

^{1/} Includes employees paid for less than the full workweek.

^{2/} See General Description on this page for changes from the 1939 Census of Business in the coverage of Service Trades.

GENERAL DESCRIPTION OF PRELIMINARY RELEASES FOR THE 1948 CENSUS OF BUSINESS

This series of releases, of which one is planned for each county in the United States, presents preliminary results of the 1948 Census of Business. The information is based on reports submitted by business establishments for that Census. The figures shown are preliminary, and are subject to revision in the final Census publications, but the changes are expected to be relatively minor with respect to coverage. The final Census figures will be issued in a series of Business Census bulletins which will show additional detailed kind-of-business information for all places where there are a sufficient number of establishments.

The 1948 Census of Business was taken under the provision of the Act of June 19, 1948, which provides that the Business Census be taken for 1948 and for each fifth year thereafter. Previous Business Censuses were taken for the years 1929, 1933, 1935, and 1939.

Scope of the Census.—The 1948 Census of Business covered all establishments in the following trades, as defined by the Standard Industrial Classification Manual, May 1949 issue, of the Executive Office of the President: all retail trades; all wholesale trades; all service trades in the following four groups—personal services, business services, automobile repairs and services, and miscellaneous repair services; hotels; tourist courts and camps; and amusements, including motion picture theaters. Some important services not covered are radio broadcasting and television, medical and health, legal, educational, nonprofit, accounting, and domestic services.

This coverage is similar to that of the 1939 Business Census. However, "custom trades" and "services incidental to transportation," which are no longer included in the standard classification of the service trades, are not covered by the 1948 Census. In a number of localities, these exclusions as well as

other changes in the standard classification may have a considerable effect in comparing 1948 with 1939 data, particularly with respect to establishment count.

Establishment definition.—For Census purposes, a business establishment is defined to include only enterprises conducted from a recognizable place of business, provided that the annual sales were in excess of \$5,000 for a wholesale trade establishment and \$500 for establishments in other trades. A detailed analysis of coverage will be provided in future Censuses of Business publications.

"Number of establishments" is the number of separate business locations, rather than the number of business companies or organizations, since the Census figures represent information reported separately for each business location or establishment. The establishment count reflects the number of places in business at the end of 1948 excluding administrative and executive offices of multiunit organizations, and "chain store" warehouses.

Sales and receipts.—"1948 sales and receipts" represents sales of merchandise and receipts from repairs and other services to customers. The figures reflect deductions for returned goods and allowances, but not for trade-in allowances; they exclude sales and excise taxes collected from customers and paid directly to any taxing agency.

Proprietors.—"Active proprietors..." represents owners and partners of unincorporated businesses who devoted the major portion of their time to the business in November 1948.

Employment.—"Number of paid employees..." represents all employees on the pay roll for the pay period ending nearest November 15, 1948. "Full workweek" employees, whether regular or seasonal, are those who in the November 15 pay period were paid for working at least the number of hours typically worked in a week by employees of the reporting establishment.

1948 CENSUS OF BUSINESS

RETAIL, WHOLESALE, SERVICE TRADES

U. S. DEPARTMENT OF COMMERCE
BUREAU OF THE CENSUS

PRELIMINARY

For Release April 24, 1950

Release Series BC-1P-24-112

WAYNE COUNTY, MO.

Retail, wholesale, and service establishments located in Wayne County, Missouri, showed a substantial expansion in dollar volume of trade from 1939 to 1948 according to preliminary figures from the 1948 Census of Business released today by the Bureau of the Census, U. S. Department of Commerce.

Retail sales in the county during 1948 aggregated \$3.9 million, an increase of 179 percent over the \$1.4 million in 1939, when the preceding Census of Business was taken. Wholesale sales in the county reached a total of \$1.4 million in 1948 as compared with \$0.3 million in 1939. The service trades included in the Census of Business recorded receipts totaling \$126,000 in 1948 compared with \$46,000 in 1939.

Employment in the county also rose over the 9-year period between 1939 and 1948 for the above trades. Establishments in these trades reported a combined total of 185 paid employees for the workweek ended nearest November 15, 1948. This compared with a total of 140 employees reported for the week of November 15, 1939.

These preliminary figures have been derived from a Census report on Wayne County, Missouri. Final figures, superseding the preliminary data for Wayne County, will be included in a Bulletin for the State of Missouri to be issued in several months. Similar data will be made available this year in preliminary and final form for each of the counties and States. A single copy of the preliminary release for Wayne County as well as an order blank for other area releases may be obtained by writing to the Bureau of the Census, Washington 25, D. C.

Table 1.—CENSUS OF BUSINESS PRELIMINARY RESULTS FOR 1948, BY TRADE GROUP

WAYNE COUNTY, MO.

| Trade group and kind of business | Number of establishments | 1948 sales and receipts (Thousand dollars) | Active proprietors of unincorporated businesses Nov. 1948 | Paid employees, workweek ended nearest Nov. 15, 1948 | |
|---|--------------------------|---|--|--|-------------------------|
| | | | | Total employees ¹ | Full workweek employees |
| RETAIL TRADE, total..... | 144 | 3,853 | 142 | 149 | 122 |
| Food group..... | 44 | 792 | 44 | 21 | 16 |
| Eating and drinking places..... | 23 | 213 | 25 | 19 | 12 |
| Gasoline service stations..... | 23 | 263 | 21 | 16 | 12 |
| All other retail stores..... | 54 | 2,585 | 52 | 93 | 82 |
| WHOLESALE TRADE..... | 7 | 1,433 | 5 | 19 | x |
| SELECTED SERVICE TRADES, ² /total..... | 33 | 126 | 31 | 17 | 17 |
| Personal services..... | 19 | 91 | 18 | 9 | 9 |
| All other service trades..... | 14 | 35 | 13 | 8 | 8 |
| TOURIST COURTS AND CAMPS..... | 6 | 34 | 7 | - | - |

x Not available.

¹/ Includes employees paid for less than the full workweek.

²/ See General Description on last page for changes from the 1939 Census of Business in the coverage of Service Trades.

GENERAL DESCRIPTION OF PRELIMINARY RELEASES FOR THE 1948 CENSUS OF BUSINESS

This series of releases, of which one is planned for each county in the United States, presents preliminary results of the 1948 Census of Business. The information is based on reports submitted by business establishments for that Census. The figures shown are preliminary, and are subject to revision in the final Census publications, but the changes are expected to be relatively minor with respect to coverage. The final Census figures will be issued in a series of Business Census bulletins which will show additional detailed kind-of-business information for all places where there are a sufficient number of establishments.

The 1948 Census of Business was taken under the provision of the Act of June 19, 1948, which provides that the Business Census be taken for 1948 and for each fifth year thereafter. Previous Business Censuses were taken for the years 1929, 1933, 1935, and 1939.

Scope of the Census.—The 1948 Census of Business covered all establishments in the following trades, as defined by the Standard Industrial Classification Manual, May 1949 issue, of the Executive Office of the President: all retail trades; all wholesale trades; all service trades in the following four groups—personal services, business services, automobile repairs and services, and miscellaneous repair services; hotels; tourist courts and camps; and amusements, including motion picture theaters. Some important services not covered are radio broadcasting and television, medical and health, legal, educational, nonprofit, accounting, and domestic services.

This coverage is similar to that of the 1939 Business Census. However, "custom trades" and "services incidental to transportation," which are no longer included in the standard classification of the service trades, are not covered by the 1948 Census. In a number of localities, these exclusions as well as other changes in the standard classification may have a considerable effect in comparing

1948 with 1939 data, particularly with respect to establishment count.

Establishment definition.—For Census purposes, a business establishment is defined to include only enterprises conducted from a recognizable place of business, provided that the annual sales were in excess of \$5,000 for a wholesale trade establishment and \$500 for establishments in other trades. A detailed analysis of coverage will be provided in future Census of Business publications.

"Number of establishments" is the number of separate business locations, rather than the number of business companies or organizations, since the Census figures represent information reported separately for each business location or establishment. The establishment count reflects the number of places in business at the end of 1948 excluding administrative and executive offices of multiunit organizations, and "chain store" warehouses.

Sales and receipts.—"1948 sales and receipts" represents sales of merchandise and receipts from repairs and other services to customers. The figures reflect deductions for returned goods and allowances, but not for trade-in allowances; they exclude sales and excise taxes collected from customers and paid directly to any taxing agency.

Proprietors.—"Active proprietors..." represents owners and partners of unincorporated businesses who devoted the major portion of their time to the business in November 1948.

Employment.—"Number of paid employees..." represents all employees on the pay roll for the pay period ending nearest November 15, 1948. "Full workweek" employees, whether regular or seasonal, are those who in the November 15 pay period were paid for working at least the number of hours typically worked in a week by employees of the reporting establishment.

1948 CENSUS OF BUSINESS

RETAIL, WHOLESALE, SERVICE TRADES

U. S. DEPARTMENT OF COMMERCE
BUREAU OF THE CENSUS

PRELIMINARY

For Release May 15, 1950

Release Series BC-1P-24-113

WEBSTER COUNTY, MO.

Retail and service establishments located in Webster County, Missouri, showed a substantial expansion in dollar volume of trade from 1939 to 1948 according to preliminary figures from the 1948 Census of Business released today by the Bureau of the Census, U. S. Department of Commerce.

Retail sales in the county during 1948 aggregated \$9.1 million, an increase of 250 percent over the \$2.6 million in 1939, when the preceding Census of Business was taken. The service trades included in the Census of Business recorded receipts totaling \$203,000 in 1948 compared with \$65,000 in 1939. Wholesale sales in the county reached a total of \$0.8 million in 1948, a decrease from the \$1.1 million reported in 1939.

Employment in the county rose over the 9-year period between 1939 and 1948 for the above trades. Establishments in these trades reported a combined total of 385 paid employees for the workweek ended nearest November 15, 1948. This compared with a total of 286 employees reported for the week of November 15, 1939.

These preliminary figures have been derived from a Census report on Webster County, Missouri. Final figures, superseding the preliminary data for Webster County, will be included in a Bulletin for the State of Missouri to be issued in several months. Similar data will be made available this year in preliminary and final form for each of the counties and States. A single copy of the preliminary release for Webster County as well as an order blank for other area releases may be obtained by writing to the Bureau of the Census, Washington 25, D. C.

Table 1.—CENSUS OF BUSINESS PRELIMINARY RESULTS FOR 1948, BY TRADE GROUP

WEBSTER COUNTY, MO.

| Trade group and kind of business | Number of establishments | 1948 sales and receipts (Thousand dollars) | Active proprietors of unincorporated businesses Nov. 1948 | Paid employees, workweek ended nearest Nov. 15, 1948 | |
|---|--------------------------|---|--|--|-------------------------|
| | | | | Total employees ¹ | Full workweek employees |
| RETAIL TRADE, total..... | 197 | 9,149 | 201 | 355 | 295 |
| Food group..... | 37 | 1,268 | 36 | 40 | 33 |
| Eating and drinking places..... | 25 | 319 | 27 | 45 | 34 |
| General merchandise grp, general stores..... | 14 | 897 | 17 | 46 | 29 |
| Apparel group..... | 9 | 156 | 9 | 8 | 7 |
| Furniture-home furnishgs-appliance grp..... | 7 | 220 | 8 | 8 | 8 |
| Automotive group..... | 18 | 1,995 | 19 | 72 | 68 |
| Gasoline service stations..... | 40 | 579 | 41 | 14 | 13 |
| Lumber-building-hardware group..... | 17 | 844 | 20 | 29 | 29 |
| Drug and proprietary stores..... | 6 | 149 | 6 | 12 | 7 |
| All other retail stores..... | 24 | 2,722 | 18 | 81 | 67 |
| WHOLESALE TRADE..... | 9 | 796 | 9 | 9 | x |
| SELECTED SERVICE TRADES, ² /total..... | 37 | 203 | 39 | 21 | 19 |
| Personal services..... | 22 | 154 | 23 | 17 | 15 |
| All other service trades..... | 15 | 49 | 16 | 4 | 4 |

x Not available.

¹/ Includes employees paid for less than the full workweek.

²/ See General Description on last page for changes from the 1939 Census of Business in the coverage of Service Trades.

GENERAL DESCRIPTION OF PRELIMINARY RELEASES FOR THE 1948 CENSUS OF BUSINESS

This series of releases, of which one is planned for each county in the United States, presents preliminary results of the 1948 Census of Business. The information is based on reports submitted by business establishments for that Census. The figures shown are preliminary, and are subject to revision in the final Census publications, but the changes are expected to be relatively minor with respect to coverage. The final Census figures will be issued in a series of Business Census bulletins which will show additional detailed kind-of-business information for all places where there are a sufficient number of establishments.

The 1948 Census of Business was taken under the provision of the Act of June 19, 1948, which provides that the Business Census be taken for 1948 and for each fifth year thereafter. Previous Business Censuses were taken for the years 1929, 1933, 1935, and 1939.

Scope of the Census.—The 1948 Census of Business covered all establishments in the following trades, as defined by the Standard Industrial Classification Manual, May 1949 issue, of the Executive Office of the President: all retail trades; all wholesale trades; all service trades in the following four groups—personal services, business services, automobile repairs and services, and miscellaneous repair services; hotels; tourist courts and camps; and amusements, including motion picture theaters. Some important services not covered are radio broadcasting and television, medical and health, legal, educational, nonprofit, accounting, and domestic services.

This coverage is similar to that of the 1939 Business Census. However, "custom trades" and "services incidental to transportation," which are no longer included in the standard classification of the service trades, are not covered by the 1948 Census. In a number of localities, these exclusions as well as other changes in the standard classification may have a considerable effect in comparing

1948 with 1939 data, particularly with respect to establishment count.

Establishment definition.—For Census purposes, a business establishment is defined to include only enterprises conducted from a recognizable place of business, provided that the annual sales were in excess of \$5,000 for a wholesale trade establishment and \$500 for establishments in other trades. A detailed analysis of coverage will be provided in future Census of Business publications.

"Number of establishments" is the number of separate business locations, rather than the number of business companies or organizations, since the Census figures represent information reported separately for each business location or establishment. The establishment count reflects the number of places in business at the end of 1948 excluding administrative and executive offices of multiunit organizations, and "chain store" warehouses.

Sales and receipts.—"1948 sales and receipts" represents sales of merchandise and receipts from repairs and other services to customers. The figures reflect deductions for returned goods and allowances, but not for trade-in allowances; they exclude sales and excise taxes collected from customers and paid directly to any taxing agency.

Proprietors.—"Active proprietors..." represents owners and partners of unincorporated businesses who devoted the major portion of their time to the business in November 1948.

Employment.—"Number of paid employees..." represents all employees on the pay roll for the pay period ending nearest November 15, 1948. "Full workweek" employees, whether regular or seasonal, are those who in the November 15 pay period were paid for working at least the number of hours typically worked in a week by employees of the reporting establishment.

1948 CENSUS OF BUSINESS

RETAIL, WHOLESALE, SERVICE TRADES

U. S. DEPARTMENT OF COMMERCE
BUREAU OF THE CENSUS

PRELIMINARY

For Release April 24, 1950

Release Series BC-1P-24-114

WORTH COUNTY, MO.

Retail, wholesale, and service establishments located in Worth County, Missouri, showed a substantial expansion in dollar volume of trade from 1939 to 1948 according to preliminary figures from the 1948 Census of Business released today by the Bureau of the Census, U. S. Department of Commerce.

Retail sales in the county during 1948 aggregated \$3.7 million, an increase of 236 percent over the \$1.1 million in 1939, when the preceding Census of Business was taken. Wholesale sales in the county reached a total of \$1.8 million in 1948 as compared with \$0.4 million in 1939. The service trades included in the Census of Business recorded receipts totaling \$113,000 in 1948 compared with \$29,000 in 1939.

Employment in the county also rose over the 9-year period between 1939 and 1948 for the above trades. Establishments in these trades reported a combined total of 172 paid employees for the workweek ended nearest November 15, 1948. This compared with a total of 132 employees reported for the week of November 15, 1939.

These preliminary figures have been derived from a Census report on Worth County, Missouri. Final figures, superseding the preliminary data for Worth County, will be included in a Bulletin for the State of Missouri to be issued in several months. Similar data will be made available this year in preliminary and final form for each of the counties and States. A single copy of the preliminary release for Worth County as well as an order blank for other area releases may be obtained by writing to the Bureau of the Census, Washington 25, D. C.

Table 1.—CENSUS OF BUSINESS PRELIMINARY RESULTS FOR 1948, BY TRADE GROUP

WORTH COUNTY, MO.

| Trade group and kind of business | Number of establishments | 1948 sales and receipts (Thousand dollars) | Active proprietors of unincorporated businesses Nov. 1948 | Paid employees, workweek ended nearest Nov. 15, 1948 | |
|---|--------------------------|---|--|--|-------------------------|
| | | | | Total employees ¹ | Full workweek employees |
| RETAIL TRADE, total..... | 76 | 3,654 | 86 | 132 | 114 |
| Food group..... | 11 | 662 | 13 | 21 | 14 |
| Eating and drinking places..... | 13 | 173 | 15 | 18 | 17 |
| Gasoline service stations..... | 12 | 257 | 16 | 7 | 7 |
| All other retail stores..... | 40 | 2,562 | 42 | 86 | 76 |
| WHOLESALE TRADE..... | 12 | 1,783 | 13 | 24 | x |
| SELECTED SERVICE TRADES, ^{2/} total..... | 22 | 113 | 24 | 16 | 16 |
| Personal services..... | 13 | 43 | 13 | 2 | 2 |
| All other service trades..... | 9 | 70 | 11 | 14 | 14 |

x Not available.

^{1/} Includes employees paid for less than the full workweek.

^{2/} See General Description on last page for changes from the 1939 Census of Business in the coverage of Service Trades.

GENERAL DESCRIPTION OF PRELIMINARY RELEASES FOR THE 1948 CENSUS OF BUSINESS

This series of releases, of which one is planned for each county in the United States, presents preliminary results of the 1948 Census of Business. The information is based on reports submitted by business establishments for that Census. The figures shown are preliminary, and are subject to revision in the final Census publications, but the changes are expected to be relatively minor with respect to coverage. The final Census figures will be issued in a series of Business Census bulletins which will show additional detailed kind-of-business information for all places where there are a sufficient number of establishments.

The 1948 Census of Business was taken under the provision of the Act of June 19, 1948, which provides that the Business Census be taken for 1948 and for each fifth year thereafter. Previous Business Censuses were taken for the years 1929, 1933, 1935, and 1939.

Scope of the Census.—The 1948 Census of Business covered all establishments in the following trades, as defined by the Standard Industrial Classification Manual, May 1949 issue, of the Executive Office of the President: all retail trades; all wholesale trades; all service trades in the following four groups—personal services, business services, automobile repairs and services, and miscellaneous repair services; hotels; tourist courts and camps; and amusements, including motion picture theaters. Some important services not covered are radio broadcasting and television, medical and health, legal, educational, nonprofit, accounting, and domestic services.

This coverage is similar to that of the 1939 Business Census. However, "custom trades" and "services incidental to transportation," which are no longer included in the standard classification of the service trades, are not covered by the 1948 Census. In a number of localities, these exclusions as well as other changes in the standard classification may have a considerable effect in comparing

1948 with 1939 data, particularly with respect to establishment count.

Establishment definition.—For Census purposes, a business establishment is defined to include only enterprises conducted from a recognizable place of business, provided that the annual sales were in excess of \$5,000 for a wholesale trade establishment and \$500 for establishments in other trades. A detailed analysis of coverage will be provided in future Census of Business publications.

"Number of establishments" is the number of separate business locations, rather than the number of business companies or organizations, since the Census figures represent information reported separately for each business location or establishment. The establishment count reflects the number of places in business at the end of 1948 excluding administrative and executive offices of multiunit organizations, and "chain store" warehouses.

Sales and receipts.—"1948 sales and receipts" represents sales of merchandise and receipts from repairs and other services to customers. The figures reflect deductions for returned goods and allowances, but not for trade-in allowances; they exclude sales and excise taxes collected from customers and paid directly to any taxing agency.

Proprietors.—"Active proprietors..." represents owners and partners of unincorporated businesses who devoted the major portion of their time to the business in November 1948.

Employment.—"Number of paid employees..." represents all employees on the pay roll for the pay period ending nearest November 15, 1948. "Full workweek" employees, whether regular or seasonal, are those who in the November 15 pay period were paid for working at least the number of hours typically worked in a week by employees of the reporting establishment.

1948 CENSUS OF BUSINESS

RETAIL, WHOLESALE, SERVICE TRADES

U. S. DEPARTMENT OF COMMERCE
BUREAU OF THE CENSUS

PRELIMINARY

For Release May 1, 1950

Release Series BC-1P-24-115

WRIGHT COUNTY, MO.

Retail, wholesale, and service establishments located in Wright County, Missouri, showed a substantial expansion in dollar volume of trade from 1939 to 1948 according to preliminary figures from the 1948 Census of Business released today by the Bureau of the Census, U. S. Department of Commerce.

Retail sales in the county during 1948 aggregated \$11.0 million, an increase of 307 percent over the \$2.7 million in 1939, when the preceding Census of Business was taken. Wholesale sales in the county reached a total of \$5.2 million in 1948 as compared with \$1.7 million in 1939. The service trades included in the Census of Business recorded receipts totaling \$296,000 in 1948 compared with \$65,000 in 1939.

Employment in the county also rose over the 9-year period between 1939 and 1948 for the above trades. Establishments in these trades reported a combined total of 531 paid employees for the workweek ended nearest November 15, 1948. This compared with a total of 318 employees reported for the week of November 15, 1939.

These preliminary figures have been derived from a Census report on Wright County, Missouri. Final figures, superseding the preliminary data for Wright County, will be included in a Bulletin for the State of Missouri to be issued in several months. Similar data will be made available this year in preliminary and final form for each of the counties and States. A single copy of the preliminary release for Wright County as well as an order blank for other area releases may be obtained by writing to the Bureau of the Census, Washington 25, D. C.

90587

Table 1.—CENSUS OF BUSINESS PRELIMINARY RESULTS FOR 1948, BY TRADE GROUP
WRIGHT COUNTY, MO.

| Trade group and kind of business | Number of establishments | 1948 sales and receipts (Thousand dollars) | Active proprietors of unincorporated businesses Nov. 1948 | Paid employees, workweek ended nearest Nov. 15, 1948 | |
|---|--------------------------|---|--|--|-------------------------|
| | | | | Total employees ¹ | Full workweek employees |
| RETAIL TRADE, total..... | 217 | 11,010 | 220 | 419 | 333 |
| Food group..... | 33 | 1,359 | 32 | 32 | 22 |
| Eating and drinking places..... | 28 | 272 | 30 | 57 | 45 |
| General merchandise grp, general stores | 24 | 1,257 | 24 | 51 | 32 |
| Apparel group..... | 8 | 205 | 8 | 9 | 6 |
| Furniture—home furnishgs—appliance grp | 9 | 270 | 10 | 12 | 12 |
| Automotive group..... | 21 | 1,956 | 27 | 81 | 79 |
| Gasoline service stations..... | 31 | 571 | 31 | 31 | 24 |
| Lumber—building—hardware group..... | 16 | 1,145 | 18 | 67 | 45 |
| Drug and proprietary stores..... | 9 | 246 | 7 | 13 | 10 |
| All other retail stores..... | 38 | 3,729 | 33 | 66 | 58 |
| WHOLESALE TRADE..... | 22 | 5,203 | 22 | 64 | x |
| SELECTED SERVICE TRADES, ^{2/} total..... | 54 | 296 | 66 | 48 | 20 |
| Personal services..... | 27 | 156 | 31 | 15 | 12 |
| All other service trades..... | 27 | 140 | 35 | 33 | 8 |
| HOTELS..... | 5 | 19 | 3 | 8 | 5 |

x Not available.

^{1/} Includes employees paid for less than the full workweek.

^{2/} See General Description on this page for changes from the 1939 Census of Business in the coverage of Service Trades.

GENERAL DESCRIPTION OF PRELIMINARY RELEASES FOR THE 1948 CENSUS OF BUSINESS

This series of releases, of which one is planned for each county in the United States, presents preliminary results of the 1948 Census of Business. The information is based on reports submitted by business establishments for that Census. The figures shown are preliminary, and are subject to revision in the final Census publications, but the changes are expected to be relatively minor with respect to coverage. The final Census figures will be issued in a series of Business Census bulletins which will show additional detailed kind-of-business information for all places where there are a sufficient number of establishments.

The 1948 Census of Business was taken under the provision of the Act of June 19, 1948, which provides that the Business Censuses be taken for 1948 and for each fifth year thereafter. Previous Business Censuses were taken for the years 1929, 1933, 1935, and 1939.

Scope of the Census.—The 1948 Census of Business covered all establishments in the following trades, as defined by the Standard Industrial Classification Manual, May 1949 issue, of the Executive Office of the President: all retail trades; all wholesale trades; all service trades in the following four groups—personal services, business services, automobile repairs and services, and miscellaneous repair services; hotels; tourist courts and camps; and amusements, including motion picture theaters. Some important services not covered are radio broadcasting and television, medical and health, legal, educational, nonprofit, accounting, and domestic services.

This coverage is similar to that of the 1939 Business Census. However, "custom trades" and "services incidental to transportation," which are no longer included in the standard classification of the service trades, are not covered by the 1948 Census. In a number of localities, these exclusions as well as

other changes in the standard classification may have a considerable effect in comparing 1948 with 1939 data, particularly with respect to establishment count.

Establishment definition.—For Census purposes, a business establishment is defined to include only enterprises conducted from a recognizable place of business, provided that the annual sales were in excess of \$5,000 for a wholesale trade establishment and \$500 for establishments in other trades. A detailed analysis of coverage will be provided in future Censuses of Business publications.

"Number of establishments" is the number of separate business locations, rather than the number of business companies or organizations, since the Census figures represent information reported separately for each business location or establishment. The establishment count reflects the number of places in business at the end of 1948 excluding administrative and executive offices of multiunit organizations, and "chain store" warehouses.

Sales and receipts.—"1948 sales and receipts" represents sales of merchandise and receipts from repairs and other services to customers. The figures reflect deductions for returned goods and allowances, but not for trade-in allowances; they exclude sales and excise taxes collected from customers and paid directly to any taxing agency.

Proprietors.—"Active proprietors..." represents owners and partners of unincorporated businesses who devoted the major portion of their time to the business in November 1948.

Employment.—"Number of paid employees..." represents all employees on the pay roll for the pay period ending nearest November 15, 1948. "Full workweek" employees, whether regular or seasonal, are those who in the November 15 pay period were paid for working at least the number of hours typically worked in a week by employees of the reporting establishment.

1948 CENSUS OF BUSINESS

RETAIL, WHOLESALE, SERVICE TRADES

U. S. DEPARTMENT OF COMMERCE
BUREAU OF THE CENSUS

PRELIMINARY

For Release May 29, 1950

Release Series BC-1P-24-096

CITY OF ST. LOUIS, MO.

Retail, wholesale, and service establishments located in St. Louis city, Missouri, showed a substantial expansion in dollar volume of trade from 1939 to 1948 according to preliminary figures from the 1948 Census of Business released today by the Bureau of the Census, U. S. Department of Commerce.

Retail sales in the city during 1948 aggregated \$978,300,000, an increase of 176 percent over the \$353,900,000 sales in 1939, when the preceding Census of Business was taken. Wholesale sales volume in the city showed a 162 percent rise over the same period, reaching a total of \$3,047,000,000 in 1948 as compared with \$1,164,100,000 in 1939. The service trades included in the Census of Business reported receipts totaling \$90,300,000 in 1948 compared with \$39,800,000 in 1939. Hotel receipts moved from \$11,400,000 in 1939 to \$29,400,000 in 1948. Amusement businesses in the city recorded receipts of \$20,900,000 in 1948. No comparable figure for 1939 is available.

Employment in the city also rose over the 9-year period between 1939 and 1948 for the trades covered by the Census of Business. Retail trade establishments reported 66,561 paid employees for the workweek ended nearest November 15, 1948. Of these, 53,753 worked the full week, and the remainder part of the week. The comparable total and full workweek figures for 1939 were 47,312 and 38,117. Wholesale trade establishments reported a total of 43,169 full- and part-week employees for the week of November 15, 1948, compared with 35,084 for the same week in 1939. For the selected service trades, November 15, 1948, paid employees numbered 14,799; the comparable figure for 1939, adjusted for change in scope between the two Censuses, was 14,753.

These preliminary figures have been derived from a Census report on St. Louis city, Missouri.

Final figures, superseding the preliminary data for St. Louis city, will be included in a Bulletin for the State of Missouri to be issued in several months. Similar data will be made available this year in preliminary and final form for each of the counties and States. A single copy of the preliminary release for St. Louis city as well as an order blank for other area releases may be obtained by writing to the Bureau of the Census, Washington 25, D. C.

41903

Table 1.—CENSUS OF BUSINESS PRELIMINARY RESULTS FOR 1948, BY TRADE GROUP
CITY OF ST. LOUIS, MO.

| Trade group and kind of business | Number of establishments | 1948 sales and receipts (Thousand dollars) | Active proprietors of unincorporated businesses Nov. 1948 | Paid employees, workweek ended nearest Nov. 15, 1948 | |
|---|--------------------------|---|--|--|-------------------------|
| | | | | Total employees ¹ | Full workweek employees |
| RETAIL TRADE, total..... | 11,650 | 978,298 | 11,203 | 66,561 | 53,753 |
| Food group..... | 3,483 | 218,997 | 3,563 | 8,575 | 6,344 |
| Eating and drinking places..... | 3,105 | 93,530 | 3,278 | 15,616 | 13,511 |
| General merchandise grp, general stores..... | 278 | 198,873 | 225 | 18,358 | 13,528 |
| Apparel group..... | 878 | 88,658 | 694 | 5,961 | 4,623 |
| Furniture-home furnishgs-appliance grp..... | 478 | 68,647 | 404 | 4,464 | 4,108 |
| Automotive group..... | 380 | 133,617 | 281 | 3,420 | 3,260 |
| Gasoline service stations..... | 773 | 26,925 | 799 | 1,320 | 1,032 |
| Lumber-building-hardware group..... | 319 | 34,995 | 239 | 1,721 | 1,582 |
| Drug and proprietary stores..... | 458 | 32,697 | 394 | 2,650 | 1,942 |
| All other retail stores..... | 1,498 | 81,359 | 1,326 | 4,476 | 3,823 |
| WHOLESALE TRADE, total..... | 2,767 | 3,047,016 | 1,519 | 43,169 | x |
| Merchant wholesalers, total..... | 1,699 | 1,281,857 | 1,025 | 29,283 | x |
| Groceries, foods..... | 342 | 204,826 | 293 | 4,144 | x |
| Dry goods, apparel..... | 162 | 174,210 | 103 | 3,135 | x |
| Hardware, elec'l, plum'g and heat'g.. | 140 | 168,726 | 64 | 4,356 | x |
| Mach'y, equip't, industrial supplies.. | 294 | 124,286 | 166 | 3,764 | x |
| Automotive parts, accessories..... | 111 | 36,649 | 47 | 1,562 | x |
| All other merchant wholesalers..... | 650 | 573,160 | 352 | 12,322 | x |
| Manufact'rs' sales branches, offices... | 498 | 1,231,568 | 1 | 11,967 | x |
| Petroleum bulk plants, terminals..... | 26 | 68,487 | 5 | 690 | x |
| Agents, brokers (merchandise)..... | 529 | 457,275 | 481 | 1,159 | x |
| Assemblers of farm products..... | 15 | 7,829 | 7 | 70 | x |
| SELECTED SERVICE TRADES, ^{2/} total..... | 4,887 | 90,305 | 4,732 | 14,799 | 13,063 |
| Personal services..... | 3,235 | 43,770 | 3,191 | 8,921 | 8,016 |
| Business services..... | 366 | 24,386 | 295 | 3,265 | 2,614 |
| Automotive repairs and services..... | 695 | 13,803 | 669 | 1,566 | 1,466 |
| Other repair services..... | 591 | 8,346 | 577 | 1,047 | 967 |
| HOTELS..... | 138 | 29,394 | 84 | 6,266 | 5,781 |
| AMUSEMENTS..... | 338 | 20,867 | 255 | 2,937 | x |

x Not available.

^{1/} Includes employees paid for less than the full workweek.

^{2/} See General Description on last page for changes from the 1939 Census of Business in the coverage of Service Trades.

GENERAL DESCRIPTION OF PRELIMINARY RELEASES FOR THE 1948 CENSUS OF BUSINESS

This series of releases, of which one is planned for each county in the United States, presents preliminary results of the 1948 Census of Business. The information is based on reports submitted by business establishments for that Census. The figures shown are preliminary, and are subject to revision in the final Census publications, but the changes are expected to be relatively minor with respect to coverage. The final Census figures will be issued in a series of Business Census bulletins which will show additional detailed kind-of-business information for all places where there are a sufficient number of establishments.

The 1948 Census of Business was taken under the provision of the Act of June 19, 1948, which provides that the Business Census be taken for 1948 and for each fifth year thereafter. Previous Business Censuses were taken for the years 1929, 1933, 1935, and 1939.

Scope of the Census.—The 1948 Census of Business covered all establishments in the following trades, as defined by the Standard Industrial Classification Manual, May 1949 issue, of the Executive Office of the President: all retail trades; all wholesale trades; all service trades in the following four groups—personal services, business services, automobile repairs and services, and miscellaneous repair services; hotels; tourist courts and camps; and amusements, including motion picture theaters. Some important services not covered are radio broadcasting and television, medical and health, legal, educational, nonprofit, accounting, and domestic services.

This coverage is similar to that of the 1939 Business Census. However, "custom trades" and "services incidental to transportation," which are no longer included in the standard classification of the service trades, are not covered by the 1948 Census. In a number of localities, these exclusions as well as other changes in the standard classification may have a considerable effect in comparing

1948 with 1939 data, particularly with respect to establishment count.

Establishment definition.—For Census purposes, a business establishment is defined to include only enterprises conducted from a recognizable place of business, provided that the annual sales were in excess of \$5,000 for a wholesale trade establishment and \$500 for establishments in other trades. A detailed analysis of coverage will be provided in future Census of Business publications.

"Number of establishments" is the number of separate business locations, rather than the number of business companies or organizations, since the Census figures represent information reported separately for each business location or establishment. The establishment count reflects the number of places in business at the end of 1948 excluding administrative and executive offices of multiunit organizations, and "chain store" warehouses.

Sales and receipts.—"1948 sales and receipts" represents sales of merchandise and receipts from repairs and other services to customers. The figures reflect deductions for returned goods and allowances, but not for trade-in allowances; they exclude sales and excise taxes collected from customers and paid directly to any taxing agency.

Proprietors.—"Active proprietors..." represents owners and partners of unincorporated businesses who devoted the major portion of their time to the business in November 1948.

Employment.—"Number of paid employees..." represents all employees on the pay roll for the pay period ending nearest November 15, 1948. "Full workweek" employees, whether regular or seasonal, are those who in the November 15 pay period were paid for working at least the number of hours typically worked in a week by employees of the reporting establishment.




MONTANA

counties

MONTANA

- | | |
|---------------------|-----------------------|
| 1. Beaverhead | 29. Madison (lacking) |
| 2. Big Horn | 30. Meagher |
| 3. Blaine | 31. Mineral |
| 4. Broadwater | 32. Missoula |
| 5. Carbon | 33. Musselshell |
| 6. Carter | 34. Park |
| 7. Cascade | 35. Petroleum |
| 8. Chouteau | 36. Phillips |
| 9. Custer | 37. Pondera |
| 10. Daniels | 38. Powder River |
| 11. Dawson | 39. Powell |
| 12. Deer Lodge | 40. Prairie |
| 13. Fallon | 41. Ravalli |
| 14. Fergus | 42. Richland |
| 15. Flathead | 43. Roosevelt |
| 16. Gallatin | 44. Rosebud |
| 17. Garfield | 45. Sanders |
| 18. Glacier | 46. Sheridan |
| 19. Golden Valley | 47. Silver Bow |
| 20. Granite | 48. Stillwater |
| 21. Hill | 49. Sweet Grass |
| 22. Jefferson | 50. Teton |
| 23. Judith Basin | 51. Toole |
| 24. Lake | 52. Treasure |
| 25. Lewis and Clark | 53. Valley |
| 26. Liberty | 54. Wheatland |
| 27. Lincoln | 55. Wibaux |
| 28. McCone | 56. Yellowstone |



1948 CENSUS OF BUSINESS

RETAIL, WHOLESALE, SERVICE TRADES

U. S. DEPARTMENT OF COMMERCE
BUREAU OF THE CENSUS

PRELIMINARY

For Release May 1, 1950

Release Series BC-1P-25-000

MONTANA

Retail, wholesale, and service establishments located in Montana showed a substantial expansion in dollar volume of trade from 1939 to 1948 according to preliminary figures from the 1948 Census of Business released today by the Bureau of the Census, U. S. Department of Commerce.

Retail sales in the State during 1948 aggregated \$600.2 million, an increase of 170 percent over the \$222.0 million sales in 1939, when the preceding Census of Business was taken. Wholesale sales volume in the State showed a 349 percent rise over the same period, reaching a total of \$586.6 million in 1948 as compared with \$130.6 million in 1939. The service trades included in the Census of Business reported receipts totaling \$23.9 million in 1948 compared with \$9.5 million in 1939. Hotel receipts moved from \$4.9 million in 1939 to \$12.1 million in 1948. Amusement businesses in the State recorded receipts of \$6.9 million in 1948 compared with \$3.7 million in 1939.

Employment in the State also rose over the 9-year period between 1939 and 1948 for the trades covered by the Census of Business. Retail trade establishments reported 28,470 paid employees for the workweek ended nearest November 15, 1948. Of these, 23,081 worked the full week, and the remainder part of the week. The comparable total and full workweek figures for 1939 were 20,714 and 16,530. Wholesale trade establishments reported a total of 7,467 full- and part-week employees for the week of November 15, 1948, compared with 4,274 for the same week in 1939. For the selected service trades, November 15, 1948, paid employees numbered 3,228; the comparable figure for 1939, adjusted for change in scope between the two Censuses, was 2,390.

These preliminary figures have been compiled from similar releases being made available for each county in Montana. Final figures, superseding the preliminary data for Montana, will be included in a State Bulletin to be issued in several months. Similar data will be made available in preliminary and final form for each of the States.

A single copy of the preliminary release for the State of Montana as well as an order blank for other area releases may be obtained by writing to the Bureau of the Census, Washington 25, D. C.

90670

Table 1.—CENSUS OF BUSINESS PRELIMINARY RESULTS FOR 1948, BY TRADE GROUP
MONTANA

| Trade group and kind of business | Number of establishments | 1948 sales and receipts (Thousand dollars) | Active proprietors of unincorporated businesses Nov. 1948 | Paid employees, workweek ended nearest Nov. 15, 1948 | |
|---|--------------------------|---|--|--|-------------------------|
| | | | | Total employees ¹ | Full workweek employees |
| RETAIL TRADE, total..... | 8,093 | 600,187 | 8,299 | 28,470 | 23,081 |
| Food group..... | 1,652 | 126,022 | 1,780 | 3,534 | 2,697 |
| Eating and drinking places..... | 2,142 | 67,757 | 2,552 | 7,579 | 6,125 |
| General merchandise grp, general stores | 373 | 62,353 | 286 | 4,046 | 2,945 |
| Apparel group..... | 413 | 30,696 | 400 | 1,594 | 1,345 |
| Furniture-home furnishgs-appliance grp | 306 | 22,969 | 299 | 1,188 | 1,016 |
| Automotive group..... | 521 | 107,700 | 466 | 3,744 | 3,504 |
| Gasoline service stations..... | 965 | 37,159 | 1,027 | 1,317 | 967 |
| Lumber-building-hardware group..... | 725 | 89,702 | 592 | 3,030 | 2,666 |
| Drug and proprietary stores..... | 247 | 15,136 | 263 | 862 | 659 |
| All other retail stores..... | 749 | 40,693 | 634 | 1,576 | 1,157 |
| WHOLESALE TRADE, total..... | 1,383 | 586,590 | 606 | 7,467 | x |
| Merchant wholesalers, total..... | 415 | 198,737 | 208 | 4,794 | x |
| Groceries, foods..... | 99 | 57,284 | 57 | 1,267 | x |
| Hardware, elec'l, plum'g and heat'g. | 48 | 36,061 | 6 | 729 | x |
| Mach'y, equip't, industrial supplies. | 72 | 29,372 | 27 | 705 | x |
| All other merchant wholesalers..... | 196 | 76,020 | 118 | 2,093 | x |
| Manufact'rs' sales branches, offices.. | 63 | 54,903 | 2 | 738 | x |
| Petroleum bulk plants, terminals..... | 467 | 52,865 | 341 | 677 | x |
| Agents, brokers (merchandise)..... | 39 | 95,815 | 14 | 309 | x |
| Assemblers of farm products..... | 399 | 184,270 | 41 | 949 | x |
| SELECTED SERVICE TRADES, total..... | 1,942 | 23,855 | 2,121 | 3,228 | 2,823 |
| Personal services..... | 1,135 | 12,949 | 1,234 | 2,358 | 2,076 |
| Business services..... | 75 | 1,375 | 70 | 184 | 160 |
| Automotive repairs and services..... | 417 | 6,592 | 470 | 472 | 410 |
| Other repairs and services..... | 315 | 2,939 | 347 | 214 | 177 |
| HOTELS..... | 392 | 12,102 | 425 | 2,013 | 1,812 |
| TOURIST COURTS AND CAMPS..... | 392 | 2,953 | 440 | 165 | 113 |
| AMUSEMENTS..... | 219 | 6,905 | 166 | 1,096 | x |

x Not available.

1/ Includes employees paid for less than the full workweek.

1948 CENSUS OF BUSINESS

RETAIL, WHOLESALE, SERVICE TRADES

U. S. DEPARTMENT OF COMMERCE
BUREAU OF THE CENSUS

PRELIMINARY

For Release March 23, 1950

Release Series BC-1P-25-001

BEAVERHEAD COUNTY, MONT.

Retail, wholesale, and service establishments located in Beaverhead County, Montana, showed a substantial expansion in dollar volume of trade from 1939 to 1948 according to preliminary figures from the 1948 Census of Business released today by the Bureau of the Census, U. S. Department of Commerce.

Retail sales in the county during 1948 aggregated \$9.1 million, an increase of 153 percent over the \$3.6 million in 1939, when the preceding Census of Business was taken. Wholesale sales in the county reached a total of \$1.0 million in 1948 as compared with \$0.5 million in 1939. The service trades included in the Census of Business recorded receipts totaling \$312,000 in 1948 compared with \$191,000 in 1939.

Employment in the county also rose over the 9-year period between 1939 and 1948 for the above trades. Establishments in these trades reported a combined total of 457 paid employees for the workweek ended nearest November 15, 1948. This compared with a total of 329 employees reported for the week of November 15, 1939.

These preliminary figures have been derived from a Census report on Beaverhead County, Montana, which also includes data for the city of Dillon. Final figures, superseding the preliminary data for Beaverhead County, will be included in a Bulletin for the State of Montana to be issued in several months. Similar data will be made available this year in preliminary and final form for each of the counties and States. A single copy of the preliminary release for Beaverhead County as well as an order blank for other area releases may be obtained by writing to the Bureau of the Census, Washington 25, D. C.

Table 1.--CENSUS OF BUSINESS PRELIMINARY RESULTS FOR 1948, BY TRADE GROUP

BEAVERHEAD COUNTY, MONT.

| Trade group and kind of business | Number of establishments | 1948 sales and receipts (Thousand dollars) | Active proprietors of unincorporated businesses Nov. 1948 | Paid employees, workweek ended nearest Nov. 15, 1948 | |
|---|--------------------------|---|--|--|-------------------------|
| | | | | Total employees ¹ | Full workweek employees |
| RETAIL TRADE, total..... | 120 | 9,142 | 112 | 406 | 343 |
| Food group..... | 15 | 1,703 | 74 | 46 | 38 |
| Eating and drinking places..... | 44 | 1,268 | 50 | 133 | 117 |
| Gasoline service stations..... | 10 | 627 | 12 | 22 | 18 |
| All other retail stores..... | 48 | 5,543 | 42 | 205 | 170 |
| WHOLESALE TRADE..... | 8 | 1,018 | 9 | 12 | x |
| SELECTED SERVICE TRADES,^{2/} total. | 28 | 312 | 31 | 39 | 33 |
| Personal services..... | 19 | 184 | 20 | 30 | 29 |
| All other service trades..... | 9 | 128 | 11 | 9 | 4 |

x. Not available.

^{1/} Includes employees paid for less than the full workweek.

^{2/} See General Description on last page for changes from the 1939 Census of Business in the coverage of Service Trades.

Table 2.—CENSUS OF BUSINESS PRELIMINARY RESULTS FOR 1948 FOR CITIES OF 2,500 INHABITANTS OR MORE

BEAVERHEAD COUNTY, MONT.

(Data omitted for trade groups where necessary to avoid disclosure)

| City and trade group ¹ | Number of establishments | 1948 sales and receipts (Thousand dollars) | Active proprietors of unincorporated businesses Nov. 1948 | Paid employees, workweek ended nearest Nov. 15, 1948 | |
|------------------------------------|--------------------------|---|---|--|-------------------------|
| | | | | Total employees ² | Full workweek employees |
| Dillon: | | | | | |
| Retail trade..... | 74 | 7,759 | 71 | 333 | 285 |
| Selected service trades.... | 22 | 251 | 24 | 36 | 30 |
| Remainder of county: ^{3/} | | | | | |
| Retail trade..... | 46 | 1,382 | 47 | 73 | 58 |
| Selected service trades.... | 6 | 61 | 7 | 3 | 3 |

1/ See General Description on this page for changes from the 1939 Census of Business in the coverage of Service Trades.

2/ Includes employees paid for less than the full workweek.

3/ Includes figures for establishments not located in cities of 2,500 inhabitants or more.

GENERAL DESCRIPTION OF PRELIMINARY RELEASES FOR THE 1948 CENSUS OF BUSINESS

This series of releases, of which one is planned for each county in the United States, presents preliminary results of the 1948 Census of Business. The information is based on reports submitted by business establishments for that Census. The figures shown are preliminary, and are subject to revision in the final Census publications, but the changes are expected to be relatively minor with respect to coverage. The final Census figures will be issued in a series of Business Census bulletins which will show additional detailed kind-of-business information for all places where there are a sufficient number of establishments.

The 1948 Census of Business was taken under the provision of the Act of June 19, 1948, which provides that the Business Census be taken for 1948 and for each fifth year thereafter. Previous Business Censuses were taken for the years 1929, 1933, 1935, and 1939.

Scope of the Census.—The 1948 Census of Business covered all establishments in the following trades, as defined by the Standard Industrial Classification Manual, May 1949 issue, of the Executive Office of the President: all retail trades; all wholesale trades; all service trades in the following four groups—personal services, business services, automobile repairs and services, and miscellaneous repair services; hotels; tourist courts and camps; and amusements, including motion picture theaters. Some important services not covered are radio broadcasting and television, medical and health, legal, educational, nonprofit, accounting, and domestic services.

This coverage is similar to that of the 1939 Business Census. However, "custom trades" and "services incidental to transportation," which are no longer included in the standard classification of the service trades, are not covered by the 1948 Census. In a number of localities, these exclusions as well as

other changes in the standard classification may have a considerable effect in comparing 1948 with 1939 data, particularly with respect to establishment count.

Establishment definition.—For Census purposes, a business establishment is defined to include only enterprises conducted from a recognizable place of business, provided that the annual sales were in excess of \$5,000 for a wholesale trade establishment and \$500 for establishments in other trades. A detailed analysis of coverage will be provided in future Census of Business publications.

"Number of establishments" is the number of separate business locations, rather than the number of business companies or organizations, since the Census figures represent information reported separately for each business location or establishment. The establishment count reflects the number of places in business at the end of 1948 excluding administrative and executive offices of multiunit organizations, and "chain store" warehouses.

Sales and receipts.—"1948 sales and receipts" represents sales of merchandise and receipts from repairs and other services to customers. The figures reflect deductions for returned goods and allowances, but not for trade-in allowances; they exclude sales and excise taxes collected from customers and paid directly to any taxing agency.

Proprietors.—"Active proprietors..." represents owners and partners of unincorporated businesses who devoted the major portion of their time to the business in November 1948.

Employment.—"Number of paid employees..." represents all employees on the pay roll for the pay period ending nearest November 15, 1948. "Full workweek" employees, whether regular or seasonal, are those who in the November 15 pay period were paid for working at least the number of hours typically worked in a week by employees of the reporting establishment.

1948 CENSUS OF BUSINESS

RETAIL, WHOLESALE, SERVICE TRADES

U. S. DEPARTMENT OF COMMERCE
BUREAU OF THE CENSUS

PRELIMINARY

For Release March 16, 1950

Release Series BC-1P-25-002

BIG HORN COUNTY, MONT.

Retail, wholesale, and service establishments located in Big Horn County, Montana, showed a substantial expansion in dollar volume of trade from 1939 to 1948 according to preliminary figures from the 1948 Census of Business released today by the Bureau of the Census, U. S. Department of Commerce.

Retail sales in the county during 1948 aggregated \$7.8 million, an increase of 169 percent over the \$2.9 million in 1939, when the preceding Census of Business was taken. Wholesale sales in the county reached a total of \$3.8 million in 1948 as compared with \$0.7 million in 1939. The service trades included in the Census of Business recorded receipts totaling \$210,000 in 1948 compared with \$65,000 in 1939.

Employment in the county also rose over the 9-year period between 1939 and 1948 for the above trades. Establishments in these trades reported a combined total of 328 paid employees for the workweek ended nearest November 15, 1948. This compared with a total of 241 employees reported for the week of November 15, 1939.

These preliminary figures have been derived from a Census report on Big Horn County, Montana. Final figures, superseding the preliminary data for Big Horn County, will be included in a Bulletin for the State of Montana to be issued in several months. Similar data will be made available this year in preliminary and final form for each of the counties and States. A single copy of the preliminary release for Big Horn County as well as an order blank for other area releases may be obtained by writing to the Bureau of the Census, Washington 25, D. C.

Table 1.—CENSUS OF BUSINESS PRELIMINARY RESULTS FOR 1948, BY TRADE GROUP

BIG HORN COUNTY, MONT.

| Trade group and kind of business | Number of establishments | 1948 sales and receipts (Thousand dollars) | Active proprietors of unincorporated businesses Nov. 1948 | Paid employees, workweek ended nearest Nov. 15, 1948 | |
|---|--------------------------|---|--|--|-------------------------|
| | | | | Total employees ¹ | Full workweek employees |
| RETAIL TRADE, total..... | 128 | 7,763 | 121 | 278 | 231 |
| Food group..... | 30 | 2,105 | 29 | 55 | 39 |
| Eating and drinking places..... | 29 | 699 | 29 | 60 | 54 |
| Gasoline service stations..... | 16 | 655 | 15 | 13 | 13 |
| All other retail stores..... | 53 | 4,304 | 48 | 150 | 125 |
| WHOLESALE TRADE..... | 17 | 3,775 | 12 | 25 | x |
| SELECTED SERVICE TRADES,²/total.. | 30 | 210 | 30 | 25 | 25 |
| Personal services..... | 16 | 101 | 15 | 17 | 17 |
| All other service trades..... | 14 | 109 | 15 | 8 | 8 |
| HOTELS..... | 9 | 44 | 9 | 8 | 6 |

x Not available.

¹/ Includes employees paid for less than the full workweek.

²/ See General Description on last page for changes from the 1939 Census of Business in the coverage of Service Trades.

GENERAL DESCRIPTION OF PRELIMINARY RELEASES FOR THE 1948 CENSUS OF BUSINESS

This series of releases, of which one is planned for each county in the United States, presents preliminary results of the 1948 Census of Business. The information is based on reports submitted by business establishments for that Census. The figures shown are preliminary, and are subject to revision in the final Census publications, but the changes are expected to be relatively minor with respect to coverage. The final Census figures will be issued in a series of Business Census bulletins which will show additional detailed kind-of-business information for all places where there are a sufficient number of establishments.

The 1948 Census of Business was taken under the provision of the Act of June 19, 1948, which provides that the Business Census be taken for 1948 and for each fifth year thereafter. Previous Business Censuses were taken for the years 1929, 1933, 1935, and 1939.

Scope of the Census.—The 1948 Census of Business covered all establishments in the following trades, as defined by the Standard Industrial Classification Manual, May 1949 issue, of the Executive Office of the President: all retail trades; all wholesale trades; all service trades in the following four groups—personal services, business services, automobile repairs and services, and miscellaneous repair services; hotels; tourist courts and camps; and amusements, including motion picture theaters. Some important services not covered are radio broadcasting and television, medical and health, legal, educational, nonprofit, accounting, and domestic services.

This coverage is similar to that of the 1939 Business Census. However, "custom trades" and "services incidental to transportation," which are no longer included in the standard classification of the service trades, are not covered by the 1948 Census. In a number of localities, these exclusions as well as other changes in the standard classification may have a considerable effect in comparing

1948 with 1939 data, particularly with respect to establishment count.

Establishment definition.—For Census purposes, a business establishment is defined to include only enterprises conducted from a recognizable place of business, provided that the annual sales were in excess of \$5,000 for a wholesale trade establishment and \$500 for establishments in other trades. A detailed analysis of coverage will be provided in future Census of Business publications.

"Number of establishments" is the number of separate business locations, rather than the number of business companies or organizations, since the Census figures represent information reported separately for each business location or establishment. The establishment count reflects the number of places in business at the end of 1948 excluding administrative and executive offices of multiunit organizations, and "chain store" warehouses.

Sales and receipts.—"1948 sales and receipts" represents sales of merchandise and receipts from repairs and other services to customers. The figures reflect deductions for returned goods and allowances, but not for trade-in allowances; they exclude sales and excise taxes collected from customers and paid directly to any taxing agency.

Proprietors.—"Active proprietors..." represents owners and partners of unincorporated businesses who devoted the major portion of their time to the business in November 1948.

Employment.—"Number of paid employees..." represents all employees on the pay roll for the pay period ending nearest November 15, 1948. "Full workweek" employees, whether regular or seasonal, are those who in the November 15 pay period were paid for working at least the number of hours typically worked in a week by employees of the reporting establishment.

1948 CENSUS OF BUSINESS

RETAIL, WHOLESALE, SERVICE TRADES

U. S. DEPARTMENT OF COMMERCE
BUREAU OF THE CENSUS

PRELIMINARY

For Release March 16, 1950

Release Series BC-1P-25-003

BLAINE COUNTY, MONT.

Retail, wholesale, and service establishments located in Blaine County, Montana, showed a substantial expansion in dollar volume of trade from 1939 to 1948 according to preliminary figures from the 1948 Census of Business released today by the Bureau of the Census, U. S. Department of Commerce.

Retail sales in the county during 1948 aggregated \$6.9 million, an increase of 92 percent over the \$3.6 million in 1939, when the preceding Census of Business was taken. Wholesale sales in the county reached a total of \$2.7 million in 1948 as compared with \$0.6 million in 1939. The service trades included in the Census of Business recorded receipts totaling \$205,000 in 1948 compared with \$84,000 in 1939.

Employment in the county also rose over the 9-year period between 1939 and 1948 for the above trades. Establishments in these trades reported a combined total of 404 paid employees for the workweek ended nearest November 15, 1948. This compared with a total of 368 employees reported for the week of November 15, 1939.

These preliminary figures have been derived from a Census report on Blaine County, Montana. Final figures, superseding the preliminary data for Blaine County, will be included in a Bulletin for the State of Montana to be issued in several months. Similar data will be made available this year in preliminary and final form for each of the counties and States. A single copy of the preliminary release for Blaine County as well as an order blank for other area releases may be obtained by writing to the Bureau of the Census, Washington 25, D. C.

Table 1.—CENSUS OF BUSINESS PRELIMINARY RESULTS FOR 1948, BY TRADE GROUP
BLAINE COUNTY, MONT.

| Trade group and kind of business | Number of establishments | 1948 sales and receipts (Thousand dollars) | Active proprietors of unincorporated businesses Nov. 1948 | Paid employees, workweek ended nearest Nov. 15, 1948 | |
|--|--------------------------|---|--|--|-------------------------|
| | | | | Total employees ¹ | Full workweek employees |
| RETAIL TRADE, total..... | 119 | 6,919 | 104 | 334 | 250 |
| Food group..... | 24 | 1,524 | 22 | 52 | 40 |
| Eating and drinking places..... | 29 | 721 | 34 | 99 | 61 |
| Gasoline service stations..... | 10 | 283 | 9 | 20 | 14 |
| All other retail stores..... | 56 | 4,391 | 39 | 163 | 135 |
| WHOLESALE TRADE,..... | 24 | 2,650 | 11 | 52 | x |
| SELECTED SERVICE TRADES, ^{2/} total.. | 23 | 205 | 23 | 18 | 15 |
| Personal services..... | 14 | 88 | 13 | 12 | 10 |
| All other service trades..... | 9 | 117 | 10 | 6 | 5 |

x Not available.

^{1/} Includes employees paid for less than the full workweek.

^{2/} See General Description on last page for changes from the 1939 Census of Business in the coverage of Service Trades.

GENERAL DESCRIPTION OF PRELIMINARY RELEASES FOR THE 1948 CENSUS OF BUSINESS

This series of releases, of which one is planned for each county in the United States, presents preliminary results of the 1948 Census of Business. The information is based on reports submitted by business establishments for that Census. The figures shown are preliminary, and are subject to revision in the final Census publications, but the changes are expected to be relatively minor with respect to coverage. The final Census figures will be issued in a series of Business Census bulletins which will show additional detailed kind-of-business information for all places where there are a sufficient number of establishments.

The 1948 Census of Business was taken under the provision of the Act of June 19, 1948, which provides that the Business Census be taken for 1948 and for each fifth year thereafter. Previous Business Censuses were taken for the years 1929, 1933, 1935, and 1939.

Scope of the Census.—The 1948 Census of Business covered all establishments in the following trades, as defined by the Standard Industrial Classification Manual, May 1949 issue, of the Executive Office of the President: all retail trades; all wholesale trades; all service trades in the following four groups—personal services, business services, automobile repairs and services, and miscellaneous repair services; hotels; tourist courts and camps; and amusements, including motion picture theaters. Some important services not covered are radio broadcasting and television, medical and health, legal, educational, nonprofit, accounting, and domestic services.

This coverage is similar to that of the 1939 Business Census. However, "custom trades" and "services incidental to transportation," which are no longer included in the standard classification of the service trades, are not covered by the 1948 Census. In a number of localities, these exclusions as well as other changes in the standard classification may have a considerable effect in comparing

1948 with 1939 data, particularly with respect to establishment count.

Establishment definition.—For Census purposes, a business establishment is defined to include only enterprises conducted from a recognizable place of business, provided that the annual sales were in excess of \$5,000 for a wholesale trade establishment and \$500 for establishments in other trades. A detailed analysis of coverage will be provided in future Census of Business publications.

"Number of establishments" is the number of separate business locations, rather than the number of business companies or organizations, since the Census figures represent information reported separately for each business location or establishment. The establishment count reflects the number of places in business at the end of 1948 excluding administrative and executive offices of multiunit organizations, and "chain store" warehouses.

Sales and receipts.—"1948 sales and receipts" represents sales of merchandise and receipts from repairs and other services to customers. The figures reflect deductions for returned goods and allowances, but not for trade-in allowances; they exclude sales and excise taxes collected from customers and paid directly to any taxing agency.

Proprietors.—"Active proprietors..." represents owners and partners of unincorporated businesses who devoted the major portion of their time to the business in November 1948.

Employment.—"Number of paid employees..." represents all employees on the pay roll for the pay period ending nearest November 15, 1948. "Full workweek" employees, whether regular or seasonal, are those who in the November 15 pay period were paid for working at least the number of hours typically worked in a week by employees of the reporting establishment.

1948 CENSUS OF BUSINESS

RETAIL, WHOLESALE, SERVICE TRADES

U. S. DEPARTMENT OF COMMERCE
BUREAU OF THE CENSUS

PRELIMINARY

For Release March 20, 1950

Release Series BC-1P-25-004

BROADWATER COUNTY, MONT.

Retail and service establishments located in Broadwater County, Montana, showed a substantial expansion in dollar volume of trade from 1939 to 1948 according to preliminary figures from the 1948 Census of Business released today by the Bureau of the Census, U. S. Department of Commerce.

Retail sales in the county during 1948 aggregated \$2.7 million, an increase of 125 percent over the \$1.2 million in 1939, when the preceding Census of Business was taken. The service trades included in the Census of Business recorded receipts totaling \$65,000 in 1948 compared with \$32,000 in 1939.

Employment in the county also rose over the 9-year period between 1939 and 1948 for the above trades. Establishments in these trades reported a combined total of 119 paid employees for the workweek ended nearest November 15, 1948. This compared with a total of 100 employees reported for the week of November 15, 1939.

These preliminary figures have been derived from a Census report on Broadwater County, Montana. Final figures, superseding the preliminary data for Broadwater County, will be included in a Bulletin for the State of Montana to be issued in several months. Similar data will be made available this year in preliminary and final form for each of the counties and States. A single copy of the preliminary release for Broadwater County as well as an order blank for other area releases may be obtained by writing to the Bureau of the Census, Washington 25, D. C.

Table 1.—CENSUS OF BUSINESS PRELIMINARY RESULTS FOR 1948, BY TRADE GROUP
BROADWATER COUNTY, MONT.

| Trade group and kind of business | Number of establishments | 1948 sales and receipts (Thousand dollars) | Active proprietors of unincorporated businesses Nov. 1948 | Paid employees, workweek ended nearest Nov. 15, 1948 | |
|---|--------------------------|---|--|--|-------------------------|
| | | | | Total employees ¹ | Full workweek employees |
| RETAIL TRADE, total..... | 47 | 2,658 | 41 | 116 | 102 |
| Food group..... | 9 | 576 | 7 | 15 | 11 |
| Eating and drinking places..... | 10 | 220 | 14 | 35 | 30 |
| Gasoline service stations..... | 8 | 320 | 6 | 8 | 8 |
| All other retail stores..... | 20 | 1,542 | 14 | 58 | 53 |
| SELECTED SERVICE TRADES ^{2/} | 11 | 65 | 13 | 3 | 3 |

^{1/} Includes employees paid for less than the full workweek.

^{2/} See General Description on last page for changes from the 1939 Census of Business in the coverage of Service Trades.

GENERAL DESCRIPTION OF PRELIMINARY RELEASES FOR THE 1948 CENSUS OF BUSINESS

This series of releases, of which one is planned for each county in the United States, presents preliminary results of the 1948 Census of Business. The information is based on reports submitted by business establishments for that Census. The figures shown are preliminary, and are subject to revision in the final Census publications, but the changes are expected to be relatively minor with respect to coverage. The final Census figures will be issued in a series of Business Census bulletins which will show additional detailed kind-of-business information for all places where there are a sufficient number of establishments.

The 1948 Census of Business was taken under the provision of the Act of June 19, 1948, which provides that the Business Census be taken for 1948 and for each fifth year thereafter. Previous Business Censuses were taken for the years 1929, 1933, 1935, and 1939.

Scope of the Census.—The 1948 Census of Business covered all establishments in the following trades, as defined by the Standard Industrial Classification Manual, May 1949 issue, of the Executive Office of the President: all retail trades; all wholesale trades; all service trades in the following four groups—personal services, business services, automobile repairs and services, and miscellaneous repair services; hotels; tourist courts and camps; and amusements, including motion picture theaters. Some important services not covered are radio broadcasting and television, medical and health, legal, educational, nonprofit, accounting, and domestic services.

This coverage is similar to that of the 1939 Business Census. However, "custom trades" and "services incidental to transportation," which are no longer included in the standard classification of the service trades, are not covered by the 1948 Census. In a number of localities, these exclusions as well as other changes in the standard classification may have a considerable effect in comparing

1948 with 1939 data, particularly with respect to establishment count.

Establishment definition.—For Census purposes, a business establishment is defined to include only enterprises conducted from a recognizable place of business, provided that the annual sales were in excess of \$5,000 for a wholesale trade establishment and \$500 for establishments in other trades. A detailed analysis of coverage will be provided in future Census of Business publications.

"Number of establishments" is the number of separate business locations, rather than the number of business companies or organizations, since the Census figures represent information reported separately for each business location or establishment. The establishment count reflects the number of places in business at the end of 1948 excluding administrative and executive offices of multiunit organizations, and "chain store" warehouses.

Sales and receipts.—"1948 sales and receipts" represents sales of merchandise and receipts from repairs and other services to customers. The figures reflect deductions for returned goods and allowances, but not for trade-in allowances; they exclude sales and excise taxes collected from customers and paid directly to any taxing agency.

Proprietors.—"Active proprietors..." represents owners and partners of unincorporated businesses who devoted the major portion of their time to the business in November 1948.

Employment.—"Number of paid employees..." represents all employees on the pay roll for the pay period ending nearest November 15, 1948. "Full workweek" employees, whether regular or seasonal, are those who in the November 15 pay period were paid for working at least the number of hours typically worked in a week by employees of the reporting establishment.

1948 CENSUS OF BUSINESS

RETAIL, WHOLESALE, SERVICE TRADES

U. S. DEPARTMENT OF COMMERCE
BUREAU OF THE CENSUS

PRELIMINARY

For Release March 20, 1950

Release Series BC-1P-25-005

CARBON COUNTY, MONT.

Retail, wholesale, and service establishments located in Carbon County, Montana, showed a substantial expansion in dollar volume of trade from 1939 to 1948 according to preliminary figures from the 1948 Census of Business released today by the Bureau of the Census, U. S. Department of Commerce.

Retail sales in the county during 1948 aggregated \$6.9 million, an increase of 165 percent over the \$2.6 million in 1939, when the preceding Census of Business was taken. Wholesale sales in the county reached a total of \$2.3 million in 1948 compared with \$1.4 million in 1939. The service trades included in the Census of Business recorded receipts totaling \$389,000 in 1948 compared with \$152,000 in 1939.

Employment in the county also rose over the 9-year period between 1939 and 1948 for the above trades. Establishments in these trades reported a combined total of 399 paid employees for the workweek ended nearest November 15, 1948. This compared with a total of 278 employees reported for the week of November 15, 1939.

These preliminary figures have been derived from a Census report on Carbon County, Montana, which also includes data for the city of Red Lodge. Final figures, superseding the preliminary data for Carbon County, will be included in a Bulletin for the State of Montana to be issued in several months. Similar data will be made available this year in preliminary and final form for each of the counties and States. A single copy of the preliminary release for Carbon County as well as an order blank for other area releases may be obtained by writing to the Bureau of the Census, Washington 25, D. C.




Table 2.—CENSUS OF BUSINESS PRELIMINARY RESULTS FOR 1948 FOR CITIES OF 2,500 INHABITANTS OR MORE

CARBON COUNTY, MONT.

(Data omitted for trade groups where necessary to avoid disclosure)

| City and trade group ¹ | Number of establishments | 1948 sales and receipts (Thousand dollars) | Active proprietors of unincorporated businesses Nov. 1948 | Paid employees, workweek ended nearest Nov. 15, 1948 | |
|------------------------------------|--------------------------|---|--|--|-------------------------|
| | | | | Total employees ² | Full workweek employees |
| Red Lodge: | | | | | |
| Retail trade..... | 87 | 3,917 | 85 | 205 | 168 |
| Selected service trades... | 26 | 139 | 29 | 12 | 11 |
| Remainder of county: ^{3/} | | | | | |
| Retail trade..... | 102 | 2,976 | 122 | 136 | 103 |
| Selected service trades... | 30 | 250 | 31 | 10 | 9 |

1/ See General Description on this page for changes from the 1939 Census of Business in the coverage of Service Trades.

2/ Includes employees paid for less than the full workweek.

3/ Includes figures for establishments not located in cities of 2,500 inhabitants or more.

GENERAL DESCRIPTION OF PRELIMINARY RELEASES FOR THE 1948 CENSUS OF BUSINESS

This series of releases, of which one is planned for each county in the United States, presents preliminary results of the 1948 Census of Business. The information is based on reports submitted by business establishments for that Census. The figures shown are preliminary, and are subject to revision in the final Census publications, but the changes are expected to be relatively minor with respect to coverage. The final Census figures will be issued in a series of Business Census bulletins which will show additional detailed kind-of-business information for all places where there are a sufficient number of establishments.

The 1948 Census of Business was taken under the provision of the Act of June 19, 1948, which provides that the Business Census be taken for 1948 and for each fifth year thereafter. Previous Business Censuses were taken for the years 1929, 1933, 1935, and 1939.

Scope of the Census.—The 1948 Census of Business covered all establishments in the following trades, as defined by the Standard Industrial Classification Manual, May 1949 issue, of the Executive Office of the President: all retail trades; all wholesale trades; all service trades in the following four groups—personal services, business services, automobile repairs and services, and miscellaneous repair services; hotels; tourist courts and camps; and amusements, including motion picture theaters. Some important services not covered are radio broadcasting and television, medical and health, legal, educational, nonprofit, accounting, and domestic services.

This coverage is similar to that of the 1939 Business Census. However, "custom trades" and "services incidental to transportation," which are no longer included in the standard classification of the service trades, are not covered by the 1948 Census. In a number of localities, these exclusions as well as other changes in the standard classification may have

a considerable effect in comparing 1948 with 1939 data, particularly with respect to establishment count.


Establishment definition.—For Census purposes, a business establishment is defined to include only enterprises conducted from a recognizable place of business, provided that the annual sales were in excess of \$5,000 for a wholesale trade establishment and \$500 for establishments in other trades. A detailed analysis of coverage will be provided in future Census of Business publications.

"Number of establishments" is the number of separate business locations, rather than the number of business companies or organizations, since the Census figures represent information reported separately for each business location or establishment. The establishment count reflects the number of places in business at the end of 1948 excluding administrative and executive offices of multiunit organizations, and "chain store" warehouses.

Sales and receipts.—"1948 sales and receipts" represents sales of merchandise and receipts from repairs and other services to customers. The figures reflect deductions for returned goods and allowances, but not for trade-in allowances; they exclude sales and excise taxes collected from customers and paid directly to any taxing agency.

Proprietors.—"Active proprietors..." represents owners and partners of unincorporated businesses who devoted the major portion of their time to the business in November 1948.

Employment.—"Number of paid employees..." represents all employees on the pay roll for the pay period ending nearest November 15, 1948. "Full workweek" employees, whether regular or seasonal, are those who in the November 15 pay period were paid for working at least the number of hours typically worked in a week by employees of the reporting establishment.



1948 CENSUS OF BUSINESS

RETAIL, WHOLESALE, SERVICE TRADES

U. S. DEPARTMENT OF COMMERCE
BUREAU OF THE CENSUS

PRELIMINARY

For Release March 20, 1950

Release Series BC-1P-25-006

CARTER COUNTY, MONT.

Retail establishments located in Carter County, Montana, showed a substantial expansion in dollar volume of trade from 1939 to 1948 according to preliminary figures from the 1948 Census of Business released today by the Bureau of the Census, U. S. Department of Commerce.

Retail sales in the county during 1948 aggregated \$1.5 million, an increase of 275 percent over the \$0.4 million in 1939, when the preceding Census of Business was taken.

Employment in the county also rose over the 9-year period between 1939 and 1948 for the above trade. Retail establishments reported 47 paid employees for the workweek ended nearest November 15, 1948. This compared with a total of 28 employees reported for the week of November 15, 1939.

These preliminary figures have been derived from a Census report on Carter County, Montana. Final figures, superseding the preliminary data for Carter County, will be included in a Bulletin for the State of Montana to be issued in several months. Similar data will be made available this year in preliminary and final form for each of the counties and States. A single copy of the preliminary release for Carter County as well as an order blank for other area releases may be obtained by writing to the Bureau of the Census, Washington 25, D. C.

Table 1.—CENSUS OF BUSINESS PRELIMINARY RESULTS FOR 1948, BY TRADE GROUP
CARTER COUNTY, MONT.

| Trade group and kind of business | Number of establishments | 1948 sales and receipts (Thousand dollars) | Active proprietors of unincorporated businesses Nov. 1948 | Paid employees, workweek ended nearest Nov. 15, 1948 | |
|----------------------------------|--------------------------|---|--|--|-------------------------|
| | | | | Total employees ¹ | Full workweek employees |
| RETAIL TRADE, total..... | 41 | 1,465 | 47 | 47 | 39 |
| Food group..... | 10 | 317 | 13 | 5 | 5 |
| Eating and drinking places..... | 11 | 142 | 10 | 19 | 17 |
| Gasoline service stations..... | 6 | 163 | 5 | 3 | 3 |
| All other retail stores..... | 14 | 843 | 19 | 20 | 14 |

¹/ Includes employees paid for less than the full workweek

GENERAL DESCRIPTION OF PRELIMINARY RELEASES FOR THE 1948 CENSUS OF BUSINESS

This series of releases, of which one is planned for each county in the United States, presents preliminary results of the 1948 Census of Business. The information is based on reports submitted by business establishments for that Census. The figures shown are preliminary, and are subject to revision in the final Census publications, but the changes are expected to be relatively minor with respect to coverage. The final Census figures will be issued in a series of Business Census bulletins which will show additional detailed kind-of-business information for all places where there are a sufficient number of establishments.

The 1948 Census of Business was taken under the provision of the Act of June 19, 1948, which provides that the Business Census be taken for 1948 and for each fifth year thereafter. Previous Business Censuses were taken for the years 1929, 1933, 1935, and 1939.

Scope of the Census.—The 1948 Census of Business covered all establishments in the following trades, as defined by the Standard Industrial Classification Manual, May 1949 issue, of the Executive Office of the President: all retail trades; all wholesale trades; all service trades in the following four groups—personal services, business services, automobile repairs and services, and miscellaneous repair services; hotels; tourist courts and camps; and amusements, including motion picture theaters. Some important services not covered are radio broadcasting and television, medical and health, legal, educational, nonprofit, accounting, and domestic services.

This coverage is similar to that of the 1939 Business Census. However, "custom trades" and "services incidental to transportation," which are no longer included in the standard classification of the service trades, are not covered by the 1948 Census. In a number of localities, these exclusions as well as other changes in the standard classification may have a considerable effect in comparing

1948 with 1939 data, particularly with respect to establishment count.

Establishment definition.—For Census purposes, a business establishment is defined to include only enterprises conducted from a recognizable place of business, provided that the annual sales were in excess of \$5,000 for a wholesale trade establishment and \$500 for establishments in other trades. A detailed analysis of coverage will be provided in future Census of Business publications.

"Number of establishments" is the number of separate business locations, rather than the number of business companies or organizations, since the Census figures represent information reported separately for each business location or establishment. The establishment count reflects the number of places in business at the end of 1948 excluding administrative and executive offices of multiunit organizations, and "chain store" warehouses.

Sales and receipts.—"1948 sales and receipts" represents sales of merchandise and receipts from repairs and other services to customers. The figures reflect deductions for returned goods and allowances, but not for trade-in allowances; they exclude sales and excise taxes collected from customers and paid directly to any taxing agency.

Proprietors.—"Active proprietors..." represents owners and partners of unincorporated businesses who devoted the major portion of their time to the business in November 1948.

Employment.—"Number of paid employees..." represents all employees on the pay roll for the pay period ending nearest November 15, 1948. "Full workweek" employees, whether regular or seasonal, are those who in the November 15 pay period were paid for working at least the number of hours typically worked in a week by employees of the reporting establishment.

1948 CENSUS OF BUSINESS

RETAIL, WHOLESALE, SERVICE TRADES

U. S. DEPARTMENT OF COMMERCE
BUREAU OF THE CENSUS

PRELIMINARY

For Release April 3, 1950

Release Series BC-1P- 25-007

CASCADE COUNTY, MONT.

Retail, wholesale, and service establishments located in Cascade County, Montana, showed a substantial expansion in dollar volume of trade from 1939 to 1948 according to preliminary figures from the 1948 Census of Business released today by the Bureau of the Census, U. S. Department of Commerce.

Retail sales in the county during 1948 aggregated \$63.9 million, an increase of 185 percent over the \$22.4 million in 1939, when the preceding Census of Business was taken. Wholesale sales in the county reached a total of \$71.4 million in 1948 as compared with \$18.1 million in 1939. The service trades included in the Census of Business recorded receipts totaling \$2.9 million in 1948 compared with \$1.2 million in 1939.

Employment in the county also rose over the 9-year period between 1939 and 1948 for the above trades. Establishments in these trades reported a combined total of 4,903 paid employees for the workweek ended nearest November 15, 1948. This compared with a total of 3,240 employees reported for the week of November 15, 1939.

These preliminary figures have been derived from a Census report on Cascade County, Montana, which also includes data for the city of Great Falls. Final figures, superseding the preliminary data for Cascade County, will be included in a Bulletin for the State of Montana to be issued in several months. Similar data will be made available this year in preliminary and final form for each of the counties and States. A single copy of the preliminary release for Cascade County as well as an order blank for other area releases may be obtained by writing to the Bureau of the Census, Washington 25, D. C.

Table 1.—CENSUS OF BUSINESS PRELIMINARY RESULTS FOR 1948, BY TRADE GROUP

CASCADE COUNTY, MONT.

| Trade group and kind of business | Number of establishments | 1948 sales and receipts (Thousand dollars) | Active proprietors of unincorporated businesses Nov. 1948 | Paid employees, workweek ended nearest Nov. 15, 1948 | |
|---|--------------------------|---|--|--|-------------------------|
| | | | | Total employees ¹ | Full workweek employees |
| RETAIL TRADE, total..... | 569 | 63,928 | 574 | 3,379 | 2,773 |
| Food group..... | 131 | 12,706 | 147 | 329 | 239 |
| Eating and drinking places..... | 148 | 6,993 | 169 | 920 | 775 |
| General merchandise grp, general stores | 15 | 9,703 | 7 | 699 | 500 |
| Apparel group..... | 31 | 3,851 | 24 | 233 | 216 |
| Furniture-home furnisgns-appliance grp | 31 | 3,769 | 28 | 210 | 189 |
| Automotive group..... | 33 | 10,946 | 23 | 373 | 358 |
| Gasoline service stations..... | 67 | 2,731 | 80 | 132 | 92 |
| Lumber-building-hardware group..... | 35 | 6,548 | 27 | 201 | 185 |
| Drug and proprietary stores..... | 10 | 1,267 | 5 | 70 | 64 |
| All other retail stores..... | 68 | 5,414 | 64 | 212 | 155 |
| WHOLESALE TRADE, total..... | 124 | 71,403 | 53 | 1,124 | x |
| Merchant wholesalers..... | 68 | 34,291 | 36 | 755 | x |
| Groceries, foods..... | 14 | 9,406 | 7 | 211 | x |
| Hardware, elec'l, plum'g and heat'g. | 8 | 2,495 | 3 | 42 | x |
| Mach'y, equip't, industrial supplies. | 9 | 4,836 | 3 | 109 | x |
| Automotive parts, accessories..... | 14 | 2,647 | 5 | 111 | x |
| All other merchant wholesalers..... | 23 | 14,907 | 18 | 282 | x |
| Assemblers of farm products..... | 20 | 6,375 | - | 40 | x |
| Other wholesale..... | 36 | 30,737 | 17 | 329 | x |
| SELECTED SERVICE TRADES, ² /total..... | 182 | 2,850 | 183 | 400 | 339 |
| Personal services..... | 111 | 1,607 | 106 | 296 | 250 |
| Business services..... | 11 | 325 | 13 | 24 | 20 |
| Automotive repairs and services..... | 34 | 690 | 36 | 61 | 53 |
| Other repair services..... | 26 | 228 | 28 | 19 | 16 |
| TOURIST COURTS AND CAMPS..... | 14 | 163 | 17 | 32 | 13 |

x Not available.

¹/ Includes employees paid for less than the full workweek.²/ See General Description on last page for changes from the 1939 Census of Business in the coverage of Service Trades.

Table 2.—CENSUS OF BUSINESS PRELIMINARY RESULTS FOR 1948 FOR CITIES OF 2,500 INHABITANTS OR MORE

CASCADE COUNTY, MONT.

(Data omitted for trade groups where necessary to avoid disclosure)

| City and trade group ¹ | Number of establishments | 1948 sales and receipts (Thousand dollars) | Active proprietors of unincorporated businesses Nov. 1948 | Paid employees, workweek ended nearest Nov. 15, 1948 | |
|-----------------------------------|--------------------------|---|--|--|-------------------------|
| | | | | Total employees ² | Full workweek employees |
| Great Falls: | | | | | |
| Retail trade..... | 458 | 59,317 | 458 | 3,132 | 2,598 |
| Wholesale trade..... | 97 | 66,746 | 45 | 1,069 | x |
| Selected service trades..... | 170 | 2,766 | 171 | 396 | 336 |
| Remainder of county: | | | | | |
| Retail trade..... | 111 | 4,611 | 116 | 247 | 175 |
| Wholesale trade..... | 27 | 4,657 | 8 | 55 | x |
| Selected service trades..... | 12 | 84 | 12 | 4 | 3 |

x Not available.

1/ See General Description on this page for changes from the 1939 Census of Business in the coverage of Service Trades.

2/ Includes employees paid for less than the full workweek.

GENERAL DESCRIPTION OF PRELIMINARY RELEASES FOR THE 1948 CENSUS OF BUSINESS

This series of releases, of which one is planned for each county in the United States, presents preliminary results of the 1948 Census of Business. The information is based on reports submitted by business establishments for that Census. The figures shown are preliminary, and are subject to revision in the final Census publications, but the changes are expected to be relatively minor with respect to coverage. The final Census figures will be issued in a series of Business Census bulletins which will show additional detailed kind-of-business information for all places where there are a sufficient number of establishments.

The 1948 Census of Business was taken under the provision of the Act of June 19, 1948, which provides that the Business Census be taken for 1948 and for each fifth year thereafter. Previous Business Censuses were taken for the years 1929, 1933, 1936, and 1939.

Scope of the Census.—The 1948 Census of Business covered all establishments in the following trades, as defined by the Standard Industrial Classification Manual, May 1949 issue, of the Executive Office of the President: all retail trades; all wholesale trades; all service trades in the following four groups—personal services, business services, automobile repairs and services, and miscellaneous repair services; hotels; tourist courts and camps; and amusements, including motion picture theaters. Some important services not covered are radio broadcasting and television, medical and health, legal, educational, nonprofit, accounting, and domestic services.

This coverage is similar to that of the 1939 Business Census. However, "custom trades" and "services incidental to transportation," which are no longer included in the standard classification of the service trades, are not covered by the 1948 Census. In a number of localities, these exclusions as well as

other changes in the standard classification may have a considerable effect in comparing 1948 with 1939 data, particularly with respect to establishment count.


Establishment definition.—For Census purposes, a business establishment is defined to include only enterprises conducted from a recognizable place of business, provided that the annual sales were in excess of \$5,000 for a wholesale trade establishment and \$500 for establishments in other trades. A detailed analysis of coverage will be provided in future Census of Business publications.

"Number of establishments" is the number of separate business locations, rather than the number of business companies or organizations, since the Census figures represent information reported separately for each business location or establishment. The establishment count reflects the number of places in business at the end of 1948 excluding administrative and executive offices of multinational organizations, and "chain store" warehouses.

Sales and receipts.—"1948 sales and receipts" represents sales of merchandise and receipts from repairs and other services to customers. The figures reflect deductions for returned goods and allowances, but not for trade-in allowances; they exclude sales and excise taxes collected from customers and paid directly to any taxing agency.

Proprietors.—"Active proprietors..." represents owners and partners of unincorporated businesses who devoted the major portion of their time to the business in November 1948.

Employment.—"Number of paid employees..." represents all employees on the pay roll for the pay period ending nearest November 15, 1948. "Full workweek" employees, whether regular or seasonal, are those who in the November 15 pay period were paid for working at least the number of hours typically worked in a week by employees of the reporting establishment.



1948 CENSUS OF BUSINESS

RETAIL, WHOLESALE, SERVICE TRADES

U. S. DEPARTMENT OF COMMERCE
BUREAU OF THE CENSUS

PRELIMINARY

For Release March 23, 1950

Release Series BC-1P-25-008

CHOUTEAU COUNTY, MONT.

Retail and wholesale establishments located in Chouteau County, Montana, showed a substantial expansion in dollar volume of trade from 1939 to 1948 according to preliminary figures from the 1948 Census of Business released today by the Bureau of the Census, U. S. Department of Commerce.

Retail sales in the county during 1948 aggregated \$7.1 million, an increase of 274 percent over the \$1.9 million in 1939, when the preceding Census of Business was taken. Wholesale sales in the county reached a total of \$14.9 million in 1948 as compared with \$2.3 million in 1939.

Employment in the county also rose over the 9-year period between 1939 and 1948 for the above trades. Establishments in these trades reported a combined total of 365 paid employees for the workweek ended nearest November 15, 1948. This compared with a total of 210 employees reported for the week of November 15, 1939.

These preliminary figures have been derived from a Census report on Chouteau County, Montana. Final figures, superseding the preliminary data for Chouteau County, will be included in a Bulletin for the State of Montana to be issued in several months. Similar data will be made available this year in preliminary and final form for each of the counties and States. A single copy of the preliminary release for Chouteau County as well as an order blank for other area releases may be obtained by writing to the Bureau of the Census, Washington 25, D. C.

Table 1.—CENSUS OF BUSINESS PRELIMINARY RESULTS FOR 1948, BY TRADE GROUP
CHOUTEAU COUNTY, MONT.

| Trade group and kind of business | Number of establishments | 1948 sales and receipts (Thousand dollars) | Active proprietors of unincorporated businesses Nov. 1948 | Paid employees, workweek ended nearest Nov. 15, 1948 | |
|--|--------------------------|---|--|--|-------------------------|
| | | | | Total employees ¹ | Full workweek employees |
| RETAIL TRADE, total..... | 108 | 7,077 | 96 | 305 | 267 |
| Food group..... | 20 | 1,218 | 22 | 34 | 32 |
| Eating and drinking places..... | 34 | 879 | 34 | 97 | 78 |
| Gasoline service stations..... | 9 | 696 | 6 | 18 | 16 |
| All other retail stores..... | 45 | 4,284 | 34 | 156 | 141 |
| WHOLESALE TRADE..... | 49 | 14,866 | 8 | 60 | x |
| SELECTED SERVICE TRADES, ^{2/} total.. | 18 | 59 | 18 | 1 | 1 |
| Personal services..... | 12 | 43 | 12 | 1 | 1 |
| All other service trades..... | 6 | 16 | 6 | - | - |
| HOTELS..... | 6 | 42 | 5 | 4 | 4 |

x Not available.

^{1/} Includes employees paid for less than the full workweek.

^{2/} See General Description on last page for changes from the 1939 Census of Business in the coverage of Service Trades.

GENERAL DESCRIPTION OF PRELIMINARY RELEASES FOR THE 1948 CENSUS OF BUSINESS

This series of releases, of which one is planned for each county in the United States, presents preliminary results of the 1948 Census of Business. The information is based on reports submitted by business establishments for that Census. The figures shown are preliminary, and are subject to revision in the final Census publications, but the changes are expected to be relatively minor with respect to coverage. The final Census figures will be issued in a series of Business Census bulletins which will show additional detailed kind-of-business information for all places where there are a sufficient number of establishments.

The 1948 Census of Business was taken under the provision of the Act of June 19, 1948, which provides that the Business Census be taken for 1948 and for each fifth year thereafter. Previous Business Censuses were taken for the years 1929, 1933, 1935, and 1939.

Scope of the Census.—The 1948 Census of Business covered all establishments in the following trades, as defined by the Standard Industrial Classification Manual, May 1949 issue, of the Executive Office of the President: all retail trades; all wholesale trades; all service trades in the following four groups—personal services, business services, automobile repairs and services, and miscellaneous repair services; hotels; tourist courts and camps; and amusements, including motion picture theaters. Some important services not covered are radio broadcasting and television, medical and health, legal, educational, nonprofit, accounting, and domestic services.

This coverage is similar to that of the 1939 Business Census. However, "custom trades" and "services incidental to transportation," which are no longer included in the standard classification of the service trades, are not covered by the 1948 Census. In a number of localities, these exclusions as well as other changes in the standard classification may have a considerable effect in comparing

1948 with 1939 data, particularly with respect to establishment count.

Establishment definition.—For Census purposes, a business establishment is defined to include only enterprises conducted from a recognizable place of business, provided that the annual sales were in excess of \$5,000 for a wholesale trade establishment and \$500 for establishments in other trades. A detailed analysis of coverage will be provided in future Census of Business publications.

"Number of establishments" is the number of separate business locations, rather than the number of business companies or organizations, since the Census figures represent information reported separately for each business location or establishment. The establishment count reflects the number of places in business at the end of 1948 excluding administrative and executive offices of multiunit organizations, and "chain store" warehouses.

Sales and receipts.—"1948 sales and receipts" represents sales of merchandise and receipts from repairs and other services to customers. The figures reflect deductions for returned goods and allowances, but not for trade-in allowances; they exclude sales and excise taxes collected from customers and paid directly to any taxing agency.

Proprietors.—"Active proprietors..." represents owners and partners of unincorporated businesses who devoted the major portion of their time to the business in November 1948.

Employment.—"Number of paid employees..." represents all employees on the pay roll for the pay period ending nearest November 15, 1948. "Full workweek" employees, whether regular or seasonal, are those who in the November 15 pay period were paid for working at least the number of hours typically worked in a week by employees of the reporting establishment.

1948 CENSUS OF BUSINESS

RETAIL, WHOLESALE, SERVICE TRADES

U. S. DEPARTMENT OF COMMERCE
BUREAU OF THE CENSUS

PRELIMINARY

For Release March 16, 1950

Release Series BC-1P-25-009

CUSTER COUNTY, MONT.

Retail, wholesale, and service establishments located in Custer County, Montana, showed a substantial expansion in dollar volume of trade from 1939 to 1948 according to preliminary figures from the 1948 Census of Business released today by the Bureau of the Census, U. S. Department of Commerce.

Retail sales in the county during 1948 aggregated \$17.6 million, an increase of 291 percent over the \$4.5 million in 1939, when the preceding Census of Business was taken. Wholesale sales in the county reached a total of \$17.1 million in 1948 as compared with \$2.0 million in 1939. The service trades included in the Census of Business recorded receipts totaling \$820,000 in 1948 compared with \$191,000 in 1939.

Employment in the county also rose over the 9-year period between 1939 and 1948 for the above trades. Establishments in these trades reported a combined total of 1,209 paid employees for the workweek ended nearest November 15, 1948. This compared with a total of 619 employees reported for the week of November 15, 1939.

These preliminary figures have been derived from a Census report on Custer County, Montana, which also includes data for Miles City. Final figures, superseding the preliminary data for Custer County, will be included in a Bulletin for the State of Montana to be issued in several months. Similar data will be made available this year in preliminary and final form for each of the counties and States. A single copy of the preliminary release for Custer County as well as an order blank for other area releases may be obtained by writing to the Bureau of the Census, Washington 25, D. C.

Table 1.—CENSUS OF BUSINESS PRELIMINARY RESULTS FOR 1948, BY TRADE GROUP
CUSTER COUNTY, MONT.

| Trade group and kind of business | Number of establishments | 1948 sales and receipts (Thousand dollars) | Active proprietors of unincorporated businesses Nov. 1948 | Paid employees, workweek ended nearest Nov. 15, 1948 | |
|--|--------------------------|---|--|--|-------------------------|
| | | | | Total employees ¹ | Full workweek employees |
| RETAIL TRADE, total | 141 | 17,552 | 132 | 897 | 723 |
| Food group | 28 | 2,570 | 28 | 77 | 56 |
| Eating and drinking places..... | 30 | 1,855 | 34 | 267 | 212 |
| Gasoline service stations..... | 14 | 1,828 | 14 | 50 | 46 |
| All other retail stores..... | 69 | 11,299 | 56 | 503 | 409 |
| WHOLESALE TRADE | 28 | 17,105 | 19 | 186 | x |
| SELECTED SERVICE TRADES,^{2/} total | 55 | 820 | 65 | 126 | 111 |
| Personal services..... | 31 | 440 | 39 | 85 | 74 |
| All other service trades..... | 24 | 380 | 26 | 41 | 37 |
| HOTELS | | Data withheld to avoid disclosure | | | |
| TOURIST COURTS AND CAMPS | 6 | 70 | 8 | 6 | 6 |

x Not available.

^{1/} Includes employees paid for less than the full workweek.

^{2/} See General Description on last page for changes from the 1939 Census of Business in the coverage of Service Trades.

Table 2.—CENSUS OF BUSINESS PRELIMINARY RESULTS FOR 1948 FOR CITIES OF 2,500 INHABITANTS OR MORE

CUSTER COUNTY, MONT.

(Data omitted for trade groups where necessary to avoid disclosure)

| City and trade group | Number of establishments | 1948 sales and receipts (Thousand dollars) | Active proprietors of unincorporated businesses Nov. 1948 | Paid employees, workweek ended nearest Nov. 15, 1948 | |
|------------------------------------|--------------------------|---|--|--|-------------------------|
| | | | | Total employees ¹ | Full workweek employees |
| Miles City: | | | | | |
| Retail trade..... | 123 | 16,550 | 113 | 846 | 687 |
| Wholesale trade..... | 25 | 16,777 | 17 | 184 | x |
| Hotels..... | 13 | 369 | 10 | 73 | 70 |
| Remainder of county: ^{2/} | | | | | |
| Retail trade..... | 18 | 1,002 | 19 | 51 | 36 |
| Wholesale trade..... | 3 | 328 | 2 | 2 | x |

x Not available.

^{1/} Includes employees paid for less than the full workweek.

^{2/} Includes figures for establishments, other than wholesale, not located in cities of 2,500 inhabitants or more, and wholesale establishments not located in cities of 5,000 inhabitants or more.

GENERAL DESCRIPTION OF PRELIMINARY RELEASES FOR THE 1948 CENSUS OF BUSINESS

This series of releases, of which one is planned for each county in the United States, presents preliminary results of the 1948 Census of Business. The information is based on reports submitted by business establishments for that Census. The figures shown are preliminary, and are subject to revision in the final Census publications, but the changes are expected to be relatively minor with respect to coverage. The final Census figures will be issued in a series of Business Census bulletins which will show additional detailed kind-of-business information for all places where there are a sufficient number of establishments.

The 1948 Census of Business was taken under the provision of the Act of June 19, 1948, which provides that the Business Census be taken for 1948 and for each fifth year thereafter. Previous Business Censuses were taken for the years 1929, 1933, 1935, and 1939.

Scope of the Census.—The 1948 Census of Business covered all establishments in the following trades, as defined by the Standard Industrial Classification Manual, May 1949 issue, of the Executive Office of the President: all retail trades; all wholesale trades; all service trades in the following four groups—personal services, business services, automobile repairs and services, and miscellaneous repair services; hotels; tourist courts and camps; and amusements, including motion picture theaters. Some important services not covered are radio broadcasting and television, medical and health, legal, educational, nonprofit, accounting, and domestic services.

This coverage is similar to that of the 1939 Business Census. However, "custom trades" and "services incidental to transportation," which are no longer included in the standard classification of the service trades, are not covered by the 1948 Census. In a number of localities, these exclusions as well as other changes in the standard classification may have

a considerable effect in comparing 1948 with 1939 data, particularly with respect to establishment count.

Establishment definition.—For Census purposes, a business establishment is defined to include only enterprises conducted from a recognizable place of business, provided that the annual sales were in excess of \$5,000 for a wholesale trade establishment and \$500 for establishments in other trades. A detailed analysis of coverage will be provided in future Census of Business publications.

"Number of establishments" is the number of separate business locations, rather than the number of business companies or organizations, since the Census figures represent information reported separately for each business location or establishment. The establishment count reflects the number of places in business at the end of 1948 excluding administrative and executive offices of multiunit organizations, and "chain store" warehouses.

Sales and receipts.—"1948 sales and receipts" represents sales of merchandise and receipts from repairs and other services to customers. The figures reflect deductions for returned goods and allowances, but not for trade-in allowances; they exclude sales and excise taxes collected from customers and paid directly to any taxing agency.

Proprietors.—"Active proprietors..." represents owners and partners of unincorporated businesses who devoted the major portion of their time to the business in November 1948.

Employment.—"Number of paid employees..." represents all employees on the pay roll for the pay period ending nearest November 15, 1948. "Full workweek" employees, whether regular or seasonal, are those who in the November 15 pay period were paid for working at least the number of hours typically worked in a week by employees of the reporting establishment.

1948 CENSUS OF BUSINESS

RETAIL, WHOLESALE, SERVICE TRADES

U. S. DEPARTMENT OF COMMERCE
BUREAU OF THE CENSUS

PRELIMINARY

For Release March 20, 1950

Release Series BC-1P-25-010

DANIELS COUNTY, MONT.

Retail, wholesale, and service establishments located in Daniels County, Montana, showed a substantial expansion in dollar volume of trade from 1939 to 1948 according to preliminary figures from the 1948 Census of Business released today by the Bureau of the Census, U. S. Department of Commerce

Retail sales in the county during 1948 aggregated \$4.3 million, an increase of 231 percent over the \$1.3 million in 1939, when the preceding Census of Business was taken. Wholesale sales in the county reached a total of \$7.3 million in 1948 as compared with \$0.6 million in 1939. The service trades included in the Census of Business recorded receipts totaling \$144,000 in 1948 compared with \$40,000 in 1939.

Employment in the county also rose over the 9-year period between 1939 and 1948 for the above trades. Establishments in these trades reported a combined total of 232 paid employees for the workweek ended nearest November 15, 1948. This compared with a total of 147 employees reported for the week of November 15, 1939.

These preliminary figures have been derived from a Census report on Daniels County, Montana. Final figures, superseding the preliminary data for Daniels County, will be included in a Bulletin for the State of Montana to be issued in several months. Similar data will be made available this year in preliminary and final form for each of the counties and States. A single copy of the preliminary release for Daniels County as well as an order blank for other area releases may be obtained by writing to the Bureau of the Census, Washington 25, D. C.

Table 1.—CENSUS OF BUSINESS PRELIMINARY RESULTS FOR 1948, BY TRADE GROUP

DANIELS COUNTY, MONT.

| Trade group and kind of business | Number of establishments | 1948 sales and receipts (Thousand dollars) | Active proprietors of unincorporated businesses Nov. 1948 | Paid employees, workweek ended nearest Nov. 15, 1948 | |
|--|--------------------------|---|--|--|-------------------------|
| | | | | Total employees ¹ | Full workweek employees |
| RETAIL TRADE, total..... | 70 | 4,319 | 75 | 172 | 155 |
| Food group..... | 14 | 1,005 | 14 | 19 | 17 |
| Eating and drinking places..... | 22 | 599 | 29 | 61 | 54 |
| Gasoline service stations..... | | | | | |
| All other retail stores..... | 34 | 2,715 | 32 | 92 | 81 |
| Included in "All other retail stores" | | | | | |
| WHOLESALE TRADE..... | 21 | 7,282 | 10 | 49 | 7 |
| SELECTED SERVICE TRADES, ² /total.. | 18 | 144 | 22 | 11 | 11 |
| Personal services..... | 5 | 28 | 6 | 5 | 5 |
| All other service trades..... | 13 | 116 | 16 | 6 | 6 |

x Not available.

1/ Includes employees paid for less than the full workweek.

2/ See General Description on last page for changes from the 1939 Census of Business in the coverage of Service Trades.

GENERAL DESCRIPTION OF PRELIMINARY RELEASES FOR THE 1948 CENSUS OF BUSINESS

This series of releases, of which one is planned for each county in the United States, presents preliminary results of the 1948 Census of Business. The information is based on reports submitted by business establishments for that Census. The figures shown are preliminary, and are subject to revision in the final Census publications, but the changes are expected to be relatively minor with respect to coverage. The final Census figures will be issued in a series of Business Census bulletins which will show additional detailed kind-of-business information for all places where there are a sufficient number of establishments.

The 1948 Census of Business was taken under the provision of the Act of June 19, 1948, which provides that the Business Census be taken for 1948 and for each fifth year thereafter. Previous Business Censuses were taken for the years 1929, 1933, 1935, and 1939.

Scope of the Census.—The 1948 Census of Business covered all establishments in the following trades, as defined by the Standard Industrial Classification Manual, May 1949 issue, of the Executive Office of the President: all retail trades; all wholesale trades; all service trades in the following four groups—personal services, business services, automobile repairs and services, and miscellaneous repair services; hotels; tourist courts and camps; and amusements, including motion picture theaters. Some important services not covered are radio broadcasting and television, medical and health, legal, educational, nonprofit, accounting, and domestic services.

This coverage is similar to that of the 1939 Business Census. However, "custom trades" and "services incidental to transportation," which are no longer included in the standard classification of the service trades, are not covered by the 1948 Census. In a number of localities, these exclusions as well as other changes in the standard classification may have a considerable effect in comparing

1948 with 1939 data, particularly with respect to establishment count.

Establishment definition.—For Census purposes, a business establishment is defined to include only enterprises conducted from a recognizable place of business, provided that the annual sales were in excess of \$5,000 for a wholesale trade establishment and \$500 for establishments in other trades. A detailed analysis of coverage will be provided in future Census of Business publications.

"Number of establishments" is the number of separate business locations, rather than the number of business companies or organizations, since the Census figures represent information reported separately for each business location or establishment. The establishment count reflects the number of places in business at the end of 1948 excluding administrative and executive offices of multiunit organizations, and "chain store" warehouses.

Sales and receipts.—"1948 sales and receipts" represents sales of merchandise and receipts from repairs and other services to customers. The figures reflect deductions for returned goods and allowances, but not for trade-in allowances; they exclude sales and excise taxes collected from customers and paid directly to any taxing agency.

Proprietors.—"Active proprietors..." represents owners and partners of unincorporated businesses who devoted the major portion of their time to the business in November 1948.

Employment.—"Number of paid employees..." represents all employees on the pay roll for the pay period ending nearest November 15, 1948. "Full workweek" employees, whether regular or seasonal, are those who in the November 15 pay period were paid for working at least the number of hours typically worked in a week by employees of the reporting establishment.

1948 CENSUS OF BUSINESS

RETAIL, WHOLESALE, SERVICE TRADES

U. S. DEPARTMENT OF COMMERCE
BUREAU OF THE CENSUS

PRELIMINARY

For Release March 29, 1950

Release Series BC-1P-25-011

DAWSON COUNTY, MONT.

Retail, wholesale, and service establishments located in Dawson County, Montana, showed a substantial expansion in dollar volume of trade from 1939 to 1948 according to preliminary figures from the 1948 Census of Business released today by the Bureau of the Census, U. S. Department of Commerce.

Retail sales in the county during 1948 aggregated \$10.9 million, an increase of 263 percent over the \$3.0 million in 1939, when the preceding Census of Business was taken. Wholesale sales in the county reached a total of \$11.8 million in 1948 as compared with \$1.3 million in 1939. The service trades included in the Census of Business recorded receipts totaling \$264,000 in 1948 compared with \$138,000 in 1939.

Employment in the county also rose over the 9-year period between 1939 and 1948 for the above trades. Establishments in these trades reported a combined total of 685 paid employees for the workweek ended nearest November 15, 1948. This compared with a total of 393 employees reported for the week of November 15, 1939.

These preliminary figures have been derived from a Census report on Dawson County, Montana, which also includes data for the city of Glendive. Final figures, superseding the preliminary data for Dawson County, will be included in a Bulletin for the State of Montana to be issued in several months. Similar data will be made available this year in preliminary and final form for each of the counties and States. A single copy of the preliminary release for Dawson County as well as an order blank for other area releases may be obtained by writing to the Bureau of the Census, Washington 25, D. C.

Table 1.—CENSUS OF BUSINESS PRELIMINARY RESULTS FOR 1948, BY TRADE GROUP
DAWSON COUNTY, MONT.

| Trade group and kind of business | Number of establishments | 1948 sales and receipts (Thousand dollars) | Active proprietors of unincorporated businesses Nov. 1948 | Paid employees, workweek ended nearest Nov. 15, 1948 | |
|---|--------------------------|---|--|--|-------------------------|
| | | | | Total employees ¹ | Full workweek employees |
| RETAIL TRADE, total..... | 116 | 10,929 | 110 | 539 | 454 |
| Food group..... | 17 | 1,612 | 13 | 52 | 46 |
| Eating and drinking places..... | 26 | 1,047 | 29 | 125 | 106 |
| Gasoline service stations..... | 11 | 611 | 10 | 21 | 15 |
| All other retail stores..... | 62 | 7,659 | 58 | 341 | 287 |
| WHOLESALE TRADE..... | 24 | 11,802 | 6 | 107 | x |
| SELECTED SERVICE TRADES, ² /total... | 17 | 264 | 20 | 39 | 33 |
| Personal services..... | 11 | 191 | 12 | 33 | 29 |
| All other service trades..... | 6 | 73 | 8 | 6 | 4 |

x Not available.

¹/ Includes employees paid for less than the full workweek.

²/ See General Description on last page for changes from the 1939 Census of Business in the coverage of Service Trades.

Table 2.—CENSUS OF BUSINESS PRELIMINARY RESULTS FOR 1948 FOR CITIES OF 2,500 INHABITANTS OR MORE

DAWSON COUNTY, MONT.

(Data omitted for trade groups where necessary to avoid disclosure)

| City and trade group | Number of establishments | 1948 sales and receipts (Thousand dollars) | Active proprietors of unincorporated businesses Nov. 1948 | Paid employees, workweek ended nearest Nov. 15, 1948 | |
|----------------------|--------------------------|---|--|--|-------------------------|
| | | | | Total ¹ employees | Full workweek employees |
| Glendive: | | | | | |
| Retail trade..... | 86 | 9,758 | 77 | 500 | 426 |
| Remainder of county: | | | | | |
| Retail trade..... | 30 | 1,171 | 33 | 39 | 28 |

¹/ Includes employees paid for less than the full workweek.

GENERAL DESCRIPTION OF PRELIMINARY RELEASES FOR THE 1948 CENSUS OF BUSINESS

This series of releases, of which one is planned for each county in the United States, presents preliminary results of the 1948 Census of Business. The information is based on reports submitted by business establishments for that Census. The figures shown are preliminary, and are subject to revision in the final Census publications, but the changes are expected to be relatively minor with respect to coverage. The final Census figures will be issued in a series of Business Census bulletins which will show additional detailed kind-of-business information for all places where there are a sufficient number of establishments.

The 1948 Census of Business was taken under the provision of the Act of June 19, 1948, which provides that the Business Census be taken for 1948 and for each fifth year thereafter. Previous Business Censuses were taken for the years 1929, 1933, 1935, and 1939.

Scope of the Census.—The 1948 Census of Business covered all establishments in the following trades, as defined by the Standard Industrial Classification Manual, May 1949 issue, of the Executive Office of the President: all retail trades; all wholesale trades; all service trades in the following four groups—personal services, business services, automobile repairs and services, and miscellaneous repair services; hotels; tourist courts and camps; and amusements, including motion picture theaters. Some important services not covered are radio broadcasting and television, medical and health, legal, educational, nonprofit, accounting, and domestic services.

This coverage is similar to that of the 1939 Business Census. However, "custom trades" and "services incidental to transportation," which are no longer included in the standard classification of the service trades, are not covered by the 1948 Census. In a number of localities, these exclusions as well as other changes in the standard classification may have

a considerable effect in comparing 1948 with 1939 data, particularly with respect to establishment count.

Establishment definition.—For Census purposes, a business establishment is defined to include only enterprises conducted from a recognizable place of business, provided that the annual sales were in excess of \$5,000 for a wholesale trade establishment and \$500 for establishments in other trades. A detailed analysis of coverage will be provided in future Censuses of Business publications.

"Number of establishments" is the number of separate business locations, rather than the number of business companies or organizations, since the Census figures represent information reported separately for each business location or establishment. The establishment count reflects the number of places in business at the end of 1948 excluding administrative and executive offices of multiunit organizations, and "chain store" warehouses.

Sales and receipts.—"1948 sales and receipts" represents sales of merchandise and receipts from repairs and other services to customers. The figures reflect deductions for returned goods and allowances, but not for trade-in allowances; they exclude sales and excise taxes collected from customers and paid directly to any taxing agency.

Proprietors.—"Active proprietors..." represents owners and partners of unincorporated businesses who devoted the major portion of their time to the business in November 1948.

Employment.—"Number of paid employees..." represents all employees on the pay roll for the pay period ending nearest November 15, 1948. "Full workweek" employees, whether regular or seasonal, are those who in the November 15 pay period were paid for working at least the number of hours typically worked in a week by employees of the reporting establishment.

1948 CENSUS OF BUSINESS

RETAIL, WHOLESALE, SERVICE TRADES

U. S. DEPARTMENT OF COMMERCE
BUREAU OF THE CENSUS

PRELIMINARY

For Release March 16, 1950

Release Series EC-3F-25-012

DEER LODGE COUNTY, MONT.

Retail, wholesale, and service establishments located in Deer Lodge County, Montana, showed a substantial expansion in dollar volume of trade from 1939 to 1948 according to preliminary figures from the 1948 Census of Business released today by the Bureau of the Census, U. S. Department of Commerce.

Retail sales in the county during 1948 aggregated \$11.5 million, an increase of 117 percent over the \$5.3 million in 1939, when the preceding Census of Business was taken. Wholesale sales in the county reached a total of \$1.2 million in 1948 as compared with \$0.6 million in 1939. The service trades included in the Census of Business recorded receipts totaling \$387,000 in 1948 compared with \$305,000 in 1939.

Employment in the county also rose over the 9-year period between 1939 and 1948 for the above trades. Establishments in these trades reported a combined total of 588 paid employees for the workweek ended nearest November 15, 1948. This compared with a total of 575 employees reported for the week of November 15, 1939.

These preliminary figures have been derived from a Census report on Deer Lodge County, Montana, which also includes data for the city of Anaconda. Final figures, superseding the preliminary data for Deer Lodge County, will be included in a Bulletin for the State of Montana to be issued in several months. Similar data will be made available this year in preliminary and final form for each of the counties and States. A single copy of the preliminary release for Deer Lodge County as well as an order blank for other area releases may be obtained by writing to the Bureau of the Census, Washington 25, D. C.

Table 1.—CENSUS OF BUSINESS PRELIMINARY RESULTS FOR 1948, BY TRADE GROUP
DEER LODGE COUNTY, MONT.

| Trade group and kind of business | Number of establishments | 1948 sales and receipts (Thousand dollars) | Active proprietors of unincorporated businesses Nov. 1948 | Paid employees, workweek ended nearest Nov. 15, 1948 | |
|---|---|---|--|--|-------------------------|
| | | | | Total employees ¹ | Full workweek employees |
| RETAIL TRADE, total..... | 172 | 11,505 | 177 | 503 | 377 |
| Food group..... | 46 | 3,544 | 49 | 95 | 67 |
| Eating and drinking places..... | 45 | 1,493 | 52 | 140 | 101 |
| General merchandise group, general stores | 7 | 1,142 | 5 | 63 | 50 |
| Apparel group..... | 11 | 528 | 11 | 22 | 17 |
| Furniture-home furnishings-appliance grp | 8 | 416 | 8 | 17 | 16 |
| Automotive group..... | 12 | 2,078 | 8 | 69 | 63 |
| Gasoline service stations..... | 10 | 432 | 11 | 12 | 5 |
| Lumber-building-hardware group..... | 8 | 740 | 5 | 40 | 35 |
| Drug and proprietary stores..... | Included with "All other retail stores" | | | | |
| All other retail stores .. | 25 | 1,132 | 28 | 45 | 23 |
| WHOLESALE TRADE..... | 8 | 1,188 | 8 | 22 | x |
| SELECTED SERVICE TRADES, ^{2/} total..... | 35 | 387 | 36 | 63 | 52 |
| Personal services..... | 28 | 336 | 29 | 61 | 52 |
| All other service trades..... | 7 | 51 | 7 | 2 | - |

x Not available.

1/ Includes employees paid for less than the full workweek.

2/ See General Description on last page for changes from the 1939 Census of Business in the coverage of Service Trades.

Table 2.—CENSUS OF BUSINESS PRELIMINARY RESULTS FOR 1948 FOR CITIES OF 2,500 INHABITANTS OR MORE

DEER LODGE COUNTY, MONT.

(Data omitted for trade groups where necessary to avoid disclosure)

| City and trade group | Number of establishments | 1948 sales and receipts (Thousand dollars) | Active proprietors of unincorporated businesses Nov. 1948 | Paid employees, workweek ended nearest Nov. 15, 1948 | |
|------------------------------------|--------------------------|---|--|--|-------------------------|
| | | | | Total ¹ employees | Full workweek employees |
| Anaconda: | | | | | |
| Retail trade..... | 163 | 11,225 | 167 | 491 | 372 |
| Wholesale trade..... | 8 | 1,188 | 8 | 22 | x |
| Remainder of county: ^{2/} | | | | | |
| Retail trade..... | 9 | 280 | 10 | 12 | 5 |

x Not available.

^{1/} Includes employees paid for less than the full workweek.^{2/} Includes figures for establishments, other than wholesale, not located in cities of 2,500 inhabitants or more, and wholesale establishments not located in cities of 5,000 inhabitants or more.

GENERAL DESCRIPTION OF PRELIMINARY RELEASES FOR THE 1948 CENSUS OF BUSINESS

This series of releases, of which one is planned for each county in the United States, presents preliminary results of the 1948 Census of Business. The information is based on reports submitted by business establishments for that Census. The figures shown are preliminary, and are subject to revision in the final Census publications, but the changes are expected to be relatively minor with respect to coverage. The final Census figures will be issued in a series of Business Census bulletins which will show additional detailed kind-of-business information for all places where there are a sufficient number of establishments.

The 1948 Census of Business was taken under the provision of the Act of June 19, 1948, which provides that the Business Census be taken for 1948 and for each fifth year thereafter. Previous Business Censuses were taken for the years 1929, 1933, 1935, and 1939.

Scope of the Census.—The 1948 Census of Business covered all establishments in the following trades, as defined by the Standard Industrial Classification Manual, May 1949 issue, of the Executive Office of the President: all retail trades; all wholesale trades; all service trades in the following four groups—personal services, business services, automobile repairs and services, and miscellaneous repair services; hotels; tourist courts and camps; and amusements, including motion picture theaters. Some important services not covered are radio broadcasting and television, medical and health, legal, educational, nonprofit, accounting, and domestic services.

This coverage is similar to that of the 1939 Business Census. However, "custom trades" and "services incidental to transportation," which are no longer included in the standard classification of the service trades, are not covered by the 1948 Census. In a number of localities, these exclusions as well as other changes in the standard classification may have

a considerable effect in comparing 1948 with 1939 data, particularly with respect to establishment count.


Establishment definition.—For Census purposes, a business establishment is defined to include only enterprises conducted from a recognizable place of business, provided that the annual sales were in excess of \$5,000 for a wholesale trade establishment and \$500 for establishments in other trades. A detailed analysis of coverage will be provided in future Census of Business publications.

"Number of establishments" is the number of separate business locations, rather than the number of business companies or organizations, since the Census figures represent information reported separately for each business location or establishment. The establishment count reflects the number of places in business at the end of 1948 excluding administrative and executive offices of multiunit organizations, and "chain store" warehouses.

Sales and receipts.—"1948 sales and receipts" represents sales of merchandise and receipts from repairs and other services to customers. The figures reflect deductions for returned goods and allowances, but not for trade-in allowances; they exclude sales and excise taxes collected from customers and paid directly to any taxing agency.

Proprietors.—"Active proprietors..." represents owners and partners of unincorporated businesses who devoted the major portion of their time to the business in November 1948.

Employment.—"Number of paid employees..." represents all employees on the pay roll for the pay period ending nearest November 15, 1948. "Full workweek" employees, whether regular or seasonal, are those who in the November 15 pay period were paid for working at least the number of hours typically worked in a week by employees of the reporting establishment.



1948 CENSUS OF BUSINESS

RETAIL, WHOLESALE, SERVICE TRADES

U. S. DEPARTMENT OF COMMERCE
BUREAU OF THE CENSUS

PRELIMINARY

For Release March 20, 1950

Release Series BC-1P-25-013

FALLON COUNTY, MONT.

Retail, wholesale, and service establishments located in Fallon County, Montana, showed a substantial expansion in dollar volume of trade from 1939 to 1948 according to preliminary figures from the 1948 Census of Business released today by the Bureau of the Census, U. S. Department of Commerce.

Retail sales in the county during 1948 aggregated \$4.2 million, an increase of 320 percent over the \$1.0 million in 1939, when the preceding Census of Business was taken. Wholesale sales in the county reached a total of \$4.6 million in 1948 as compared with \$0.4 million in 1939. The service trades included in the Census of Business recorded receipts totaling \$78,000 in 1948 compared with \$24,000 in 1939.

Employment in the county also rose over the 9-year period between 1939 and 1948 for the above trades. Establishments in these trades reported a combined total of 182 paid employees for the workweek ended nearest November 15, 1948. This compared with a total of 110 employees reported for the week of November 15, 1939.

These preliminary figures have been derived from a Census report on Fallon County, Montana. Final figures, superseding the preliminary data for Fallon County, will be included in a Bulletin for the State of Montana to be issued in several months. Similar data will be made available this year in preliminary and final form for each of the counties and States. A single copy of the preliminary release for Fallon County as well as an order blank for other area releases may be obtained by writing to the Bureau of the Census, Washington 25, D. C.

Table 1.—CENSUS OF BUSINESS PRELIMINARY RESULTS FOR 1948, BY TRADE GROUP

FALLON COUNTY, MONT.

| Trade group and kind of business | Number of establishments | 1948 sales and receipts (Thousand dollars) | Active proprietors of unincorporated businesses Nov. 1948 | Paid employees, workweek ended nearest Nov. 15, 1948 | |
|---|--------------------------|---|--|--|-------------------------|
| | | | | Total employees ¹ | Full workweek employees |
| RETAIL TRADE, total..... | 62 | 4,161 | 68 | 158 | 115 |
| Food group..... | 11 | 965 | 10 | 25 | 19 |
| Eating and drinking places..... | 12 | 376 | 17 | 43 | 31 |
| Gasoline service stations..... | 8 | 327 | 8 | 9 | 7 |
| All other retail stores..... | 31 | 2,493 | 33 | 81 | 58 |
| WHOLESALE TRADE..... | 12 | 4,553 | 4 | 19 | x |
| SELECTED SERVICE TRADES,²/total.. | 16 | 78 | 18 | 5 | 4 |
| Personal services..... | 9 | 36 | 10 | 5 | 4 |
| All other service trades..... | 7 | 42 | 8 | - | - |

x Not available.

¹/ Includes employees paid for less than the full workweek.

²/ See General Description on last page for changes from the 1939 Census of Business in the coverage of Service Trades.

GENERAL DESCRIPTION OF PRELIMINARY RELEASES FOR THE 1948 CENSUS OF BUSINESS

This series of releases, of which one is planned for each county in the United States, presents preliminary results of the 1948 Census of Business. The information is based on reports submitted by business establishments for that Census. The figures shown are preliminary, and are subject to revision in the final Census publications, but the changes are expected to be relatively minor with respect to coverage. The final Census figures will be issued in a series of Business Census bulletins which will show additional detailed kind-of-business information for all places where there are a sufficient number of establishments.

The 1948 Census of Business was taken under the provision of the Act of June 19, 1948, which provides that the Business Census be taken for 1948 and for each fifth year thereafter. Previous Business Censuses were taken for the years 1929, 1933, 1935, and 1939.

Scope of the Census.—The 1948 Census of Business covered all establishments in the following trades, as defined by the Standard Industrial Classification Manual, May 1949 issue, of the Executive Office of the President: all retail trades; all wholesale trades; all service trades in the following four groups—personal services, business services, automobile repairs and services, and miscellaneous repair services; hotels; tourist courts and camps; and amusements, including motion picture theaters. Some important services not covered are radio broadcasting and television, medical and health, legal, educational, nonprofit, accounting, and domestic services.

This coverage is similar to that of the 1939 Business Census. However, "custom trades" and "services incidental to transportation," which are no longer included in the standard classification of the service trades, are not covered by the 1948 Census. In a number of localities, these exclusions as well as other changes in the standard classification may have a considerable effect in comparing

1948 with 1939 data, particularly with respect to establishment count.

Establishment definition.—For Census purposes, a business establishment is defined to include only enterprises conducted from a recognizable place of business, provided that the annual sales were in excess of \$5,000 for a wholesale trade establishment and \$500 for establishments in other trades. A detailed analysis of coverage will be provided in future Census of Business publications.

"Number of establishments" is the number of separate business locations, rather than the number of business companies or organizations, since the Census figures represent information reported separately for each business location or establishment. The establishment count reflects the number of places in business at the end of 1948 excluding administrative and executive offices of multiunit organizations, and "chain store" warehouses.

Sales and receipts.—"1948 sales and receipts" represents sales of merchandise and receipts from repairs and other services to customers. The figures reflect deductions for returned goods and allowances, but not for trade-in allowances; they exclude sales and excise taxes collected from customers and paid directly to any taxing agency.

Proprietors.—"Active proprietors..." represents owners and partners of unincorporated businesses who devoted the major portion of their time to the business in November 1948.

Employment.—"Number of paid employees..." represents all employees on the pay roll for the pay period ending nearest November 15, 1948. "Full workweek" employees, whether regular or seasonal, are those who in the November 15 pay period were paid for working at least the number of hours typically worked in a week by employees of the reporting establishment.

1948 CENSUS OF BUSINESS

RETAIL, WHOLESALE, SERVICE TRADES

U. S. DEPARTMENT OF COMMERCE
BUREAU OF THE CENSUS

PRELIMINARY

For Release April 5, 1950

Release Series BC-1P-25-014

FERGUS COUNTY, MONT.

Retail, wholesale, and service establishments located in Fergus County, Montana, showed a substantial expansion in dollar volume of trade from 1939 to 1948 according to preliminary figures from the 1948 Census of Business released today by the Bureau of the Census, U. S. Department of Commerce.

Retail sales in the county during 1948 aggregated \$15.0 million, an increase of 194 percent over the \$5.1 million in 1939, when the preceding Census of Business was taken. Wholesale sales in the county reached a total of \$14.9 million in 1948 as compared with \$4.7 million in 1939. The service trades included in the Census of Business recorded receipts totaling \$739,000 in 1948 compared with \$238,000 in 1939.

Employment in the county also rose over the 9-year period between 1939 and 1948 for the above trades. Establishments in these trades reported a combined total of 975 paid employees for the workweek ended nearest November 15, 1948. This compared with a total of 698 employees reported for the week of November 15, 1939.

These preliminary figures have been derived from a Census report on Fergus County, Montana, which also includes data for the city of Lewistown. Final figures, superseding the preliminary data for Fergus County, will be included in a Bulletin for the State of Montana to be issued in several months. Similar data will be made available this year in preliminary and final form for each of the counties and States. A single copy of the preliminary release for Fergus County as well as an order blank for other area releases may be obtained by writing to the Bureau of the Census, Washington 25, D. C.

Table 1.—CENSUS OF BUSINESS PRELIMINARY RESULTS FOR 1948, BY TRADE GROUP

FERGUS COUNTY, MONT.

| Trade group and kind of business | Number of establishments | 1948 sales and receipts (Thousand dollars) | Active proprietors of unincorporated businesses Nov. 1948 | Paid employees, workweek ended nearest Nov. 15, 1948 | |
|---|--------------------------|---|--|--|-------------------------|
| | | | | Total employees ¹ | Full workweek employees |
| RETAIL TRADE, total..... | 202 | 15,011 | 189 | 678 | 581 |
| Food group..... | 48 | 3,166 | 49 | 98 | 81 |
| Eating and drinking places..... | 36 | 1,144 | 42 | 129 | 117 |
| General merchandise grp., general stores..... | 5 | 1,349 | 1 | 109 | 80 |
| Apparel group..... | 12 | 767 | 14 | 38 | 31 |
| Furniture-home furnishgs-appliance grp..... | 8 | 454 | 9 | 19 | 17 |
| Automotive group..... | 15 | 2,576 | 14 | 84 | 81 |
| Gasoline service stations..... | 29 | 838 | 28 | 42 | 29 |
| Lumber-building-hardware group..... | 24 | 3,318 | 13 | 103 | 92 |
| Drug and proprietary stores..... | 7 | 364 | 6 | 17 | 16 |
| All other retail stores..... | 18 | 1,035 | 13 | 39 | 37 |
| WHOLESALE TRADE, total..... | 65 | 14,871 | 23 | 197 | x |
| Assemblers of farm products..... | 33 | 5,747 | 1 | 48 | x |
| Other wholesale..... | 32 | 9,124 | 22 | 149 | x |
| SELECTED SERVICE TRADES, ² /total..... | 49 | 739 | 52 | 100 | 84 |
| Personal services..... | 22 | 342 | 24 | 54 | 43 |
| All other service trades..... | 27 | 397 | 28 | 46 | 41 |

x Not available.

¹/ Includes employees paid for less than the full workweek.

²/ See General Description on last page for changes from the 1939 Census of Business in the coverage of Service Trades.

Table 2.—CENSUS OF BUSINESS PRELIMINARY RESULTS FOR 1948 FOR CITIES OF 2,500 INHABITANTS OR MORE
FERGUS COUNTY, MONT.

(Data omitted for trade groups where necessary to avoid disclosure)

| City and trade group ¹ | Number of establishments | 1948 sales and receipts (Thousand dollars) | Active proprietors of unincorporated businesses Nov. 1948 | Paid employees, workweek ended nearest Nov. 15, 1948 | |
|-----------------------------------|--------------------------|---|--|--|-------------------------|
| | | | | Total employees ² | Full workweek employees |
| Lewistown: | | | | | |
| Retail trade..... | 132 | 12,953 | 116 | 618 | 528 |
| Wholesale trade..... | 24 | 5,356 | 19 | 115 | x |
| Selected service trades.... | 42 | 671 | 45 | 96 | 80 |
| Remainder of county: | | | | | |
| Retail trade..... | 70 | 2,058 | 73 | 60 | 53 |
| Wholesale trade..... | 41 | 9,515 | 4 | 82 | x |
| Selected service trades.... | 7 | 68 | 7 | 4 | 4 |

x Not available.

1/ See General Description on this page for changes from the 1939 Census of Business in the coverage of Service Trades.

2/ Includes employees paid for less than the full workweek.

GENERAL DESCRIPTION OF PRELIMINARY RELEASES FOR THE 1948 CENSUS OF BUSINESS

This series of releases, of which one is planned for each county in the United States, presents preliminary results of the 1948 Census of Business. The information is based on reports submitted by business establishments for that Census. The figures shown are preliminary, and are subject to revision in the final Census publications, but the changes are expected to be relatively minor with respect to coverage. The final Census figures will be issued in a series of Business Census bulletins which will show additional detailed kind-of-business information for all places where there are a sufficient number of establishments.

The 1948 Census of Business was taken under the provision of the Act of June 19, 1948, which provides that the Business Census be taken for 1948 and for each fifth year thereafter. Previous Business Censuses were taken for the years 1929, 1933, 1935, and 1939.

Scope of the Census.—The 1948 Census of Business covered all establishments in the following trades, as defined by the Standard Industrial Classification Manual, May 1949 issue, of the Executive Office of the President: all retail trades; all wholesale trades; all service trades in the following four groups—personal services, business services, automobile repairs and services, and miscellaneous repair services; hotels; tourist courts and camps; and amusements, including motion picture theaters. Some important services not covered are radio broadcasting and television, medical and health, legal, educational, nonprofit, accounting, and domestic services.

This coverage is similar to that of the 1939 Business Census. However, "custom trades" and "services incidental to transportation," which are no longer included in the standard classification of the service trades, are not covered by the 1948 Census. In a number of localities, these exclusions as well as other changes in the standard classification may have

a considerable effect in comparing 1948 with 1939 data, particularly with respect to establishment count.

Establishment definition.—For Census purposes, a business establishment is defined to include only enterprises conducted from a recognizable place of business, provided that the annual sales were in excess of \$5,000 for a wholesale trade establishment and \$500 for establishments in other trades. A detailed analysis of coverage will be provided in future Census of Business publications.

"Number of establishments" is the number of separate business locations, rather than the number of business companies or organizations, since the Census figures represent information reported separately for each business location or establishment. The establishment count reflects the number of places in business at the end of 1948 excluding administrative and executive offices of multiunit organizations, and "chain store" warehouses.

Sales and receipts.—"1948 sales and receipts" represents sales of merchandise and receipts from repairs and other services to customers. The figures reflect deductions for returned goods and allowances, but not for trade-in allowances; they exclude sales and excise taxes collected from customers and paid directly to any taxing agency.

Proprietors.—"Active proprietors..." represents owners and partners of unincorporated businesses who devoted the major portion of their time to the business in November 1948.

Employment.—"Number of paid employees..." represents all employees on the pay roll for the pay period ending nearest November 15, 1948. "Full workweek" employees, whether regular or seasonal, are those who in the November 15 pay period were paid for working at least the number of hours typically worked in a week by employees of the reporting establishment.

1948 CENSUS OF BUSINESS

RETAIL, WHOLESALE, SERVICE TRADES

U. S. DEPARTMENT OF COMMERCE
BUREAU OF THE CENSUS

PRELIMINARY

For Release March 6, 1950

Release Series BC-1P-25-015

FLATHEAD COUNTY, MONT.

Retail, wholesale, and service establishments located in Flathead County, Montana, showed a substantial expansion in dollar volume of trade from 1939 to 1948 according to preliminary figures from the 1948 Census of Business released today by the Bureau of the Census, U. S. Department of Commerce.

Retail sales in the county during 1948 aggregated \$32.9 million, an increase of 239 percent over the \$9.7 million in 1939, when the preceding Census of Business was taken. Wholesale sales in the county reached a total of \$7.3 million in 1948 as compared with \$2.1 million in 1939. The service trades included in the Census of Business recorded receipts totaling \$1.3 million in 1948 compared with \$0.3 million in 1939.

Employment in the county also rose over the nine-year period between 1939 and 1948 for the above trades. Establishments in these trades reported 1902 paid employees for the workweek ended nearest November 15, 1948. This compared with a total of 1069 employees reported for the week of November 15, 1939.

These preliminary figures have been derived from a Census report on Flathead County, Montana, which also includes data for Kalispell and Whitefish cities. Final figures, superseding the preliminary data, for Flathead County will be included in a Bulletin for the State of Montana to be issued in several months. Similar data will be made available this year in preliminary and final form for each of the counties and States. A single copy of the preliminary release for Flathead County as well as an order blank for other area releases may be obtained by writing to the Bureau of the Census, Washington 25, D. C.

Table 1.—CENSUS OF BUSINESS PRELIMINARY RESULTS FOR 1948, BY TRADE GROUP
FLATHEAD COUNTY, MONT.

| Trade group and kind of business | Number of establishments | 1948 sales and receipts (Thousand dollars) | Active proprietors of unincorporated businesses Nov. 1948 | Paid employees, workweek ended nearest Nov. 15, 1948 | |
|--|--------------------------|---|--|--|-------------------------|
| | | | | Total employees ¹ | Full workweek employees |
| RETAIL TRADE, total..... | 411 | 32,858 | 436 | 1,584 | 1,304 |
| Food group..... | 85 | 6,563 | 101 | 169 | 140 |
| Eating and drinking places..... | 113 | 3,262 | 137 | 318 | 254 |
| General merchandise group, general stores | 19 | 3,892 | 15 | 275 | 176 |
| Apparel group..... | 22 | 1,259 | 22 | 66 | 57 |
| Furniture-home furnishings-appliance grp | 16 | 1,271 | 16 | 62 | 54 |
| Automotive group..... | 25 | 4,827 | 19 | 193 | 175 |
| Gasoline service stations..... | 49 | 1,848 | 49 | 81 | 69 |
| Lumber-building-hardware group..... | 28 | 5,699 | 29 | 243 | 223 |
| Drug and proprietary stores..... | 12 | 877 | 12 | 64 | 49 |
| All other retail stores | 42 | 3,360 | 36 | 113 | 107 |
| WHOLESALE TRADE, total..... | 31 | 7,288 | 9 | 153 | x |
| Merchant wholesalers..... | 15 | 4,962 | 5 | 123 | x |
| Other wholesale..... | 16 | 2,326 | 4 | 30 | x |
| SELECTED SERVICE TRADES,²/total..... | 98 | 1,259 | 111 | 165 | 155 |
| Personal services..... | 53 | 656 | 57 | 114 | 109 |
| Business services..... | 6 | 52 | 7 | 8 | 8 |
| Automotive repairs and services | 21 | 363 | 24 | 27 | 25 |
| Other repair services..... | 18 | 188 | 23 | 16 | 13 |
| HOTELS..... | 12 | 548 | 14 | 36 | 33 |
| TOURIST COURTS AND CAMPS..... | 47 | 336 | 51 | 14 | 11 |
| AMUSEMENTS..... | 13 | 357 | 11 | 43 | x |

x Not available.

¹/ Includes employees paid for less than the full workweek.

²/ See General Description on last page for changes from the 1939 Census of Business in the coverage of Service Trades.

Table 2.—CENSUS OF BUSINESS PRELIMINARY RESULTS FOR 1948 FOR CITIES OF 2,500 INHABITANTS OR MORE

FLATHEAD COUNTY, MONT.

(Data omitted for trade groups where necessary to avoid disclosure)

| City and trade group ¹ | Number of establishments | 1948 sales and receipts (Thousand dollars) | Active proprietors of unincorporated businesses Nov. 1948 | Paid employees, workweek ended nearest Nov. 15, 1948 | |
|--|--------------------------|---|--|--|-------------------------|
| | | | | Total employees ² | Full workweek employees |
| Kalispell: | | | | | |
| Retail trade..... | 191 | 23,274 | 192 | 1,156 | 978 |
| Wholesale trade..... | 20 | 6,064 | 6 | 114 | x |
| Selected service trades.... | 60 | 762 | 69 | 123 | 116 |
| Tourist courts and camps.... | 14 | 171 | 15 | 10 | 8 |
| Whitefish: | | | | | |
| Retail trade..... | 67 | 3,689 | 76 | 201 | 156 |
| Selected service trades.... | 19 | 218 | 20 | 27 | 25 |
| Tourist courts and camps.... | | Included with "Remainder of county" | | | |
| Remainder of county:^{3/} | | | | | |
| Retail trade..... | 153 | 5,895 | 168 | 227 | 170 |
| Wholesale trade..... | 11 | 1,224 | 3 | 39 | x |
| Selected service trades.... | 19 | 279 | 22 | 15 | 14 |
| Tourist courts and camps.... | 33 | 165 | 36 | 4 | 3 |
| Amusements..... | 5 | 59 | 4 | 10 | x |

x Not available.

^{1/} See General Description on this page for changes from the 1939 Census of Business in the coverage of Service Trades.^{2/} Includes employees paid for less than the full workweek.^{3/} Except as indicated above, includes figures for establishments, other than wholesale, not located in cities of 2,500 inhabitants or more, and wholesale establishments not located in cities of 5,000 inhabitants or more.

GENERAL DESCRIPTION OF PRELIMINARY RELEASES FOR THE 1948 CENSUS OF BUSINESS

This series of releases, of which one is planned for each county in the United States, presents preliminary results of the 1948 Census of Business. The information is based on reports submitted by business establishments for that Census. The figures shown are preliminary, and are subject to revision in the final Census publications, but the changes are expected to be relatively minor with respect to coverage. The final Census figures will be issued in a series of Business Census bulletins which will show additional detailed kind-of-business information for all places where there are a sufficient number of establishments.

The 1948 Census of Business was taken under the provision of the Act of June 19, 1948, which provides that the Business Census be taken for 1948 and for each fifth year thereafter. Previous Business Censuses were taken for the years 1929, 1933, 1936, and 1939.

Scope of the Census.—The 1948 Census of Business covered all establishments in the following trades, as defined by the Standard Industrial Classification Manual, May 1949 issue, of the Executive Office of the President: all retail trades; all wholesale trades; all service trades in the following four groups—personal services, business services, automobile repairs and services, and miscellaneous repair services; hotels; tourist courts and camps; and amusements, including motion picture theaters. Some important services not covered are radio broadcasting and television, medical and health, legal, educational, nonprofit, accounting, and domestic services.

This coverage is similar to that of the 1939 Business Census. However, "custom trades" and "services incidental to transportation," which are no longer included in the standard classification of the service trades, are not covered by the 1948 Census. In a number of localities, these exclusions as well as

other changes in the standard classification may have a considerable effect in comparing 1948 with 1939 data, particularly with respect to establishment count.


Establishment definition.—For Census purposes, a business establishment is defined to include only enterprises conducted from a recognizable place of business, provided that the annual sales were in excess of \$5,000 for a wholesale trade establishment and \$500 for establishments in other trades. A detailed analysis of coverage will be provided in future Censuses of Business publications.

"Number of establishments" is the number of separate business locations, rather than the number of business companies or organizations, since the Census figures represent information reported separately for each business location or establishment. The establishment count reflects the number of places in business at the end of 1948 excluding administrative and executive offices of multiunit organizations, and "chain store" warehouses.

Sales and receipts.—"1948 sales and receipts" represents sales of merchandise and receipts from repairs and other services to customers. The figures reflect deductions for returned goods and allowances, but not for trade-in allowances; they exclude sales and excise taxes collected from customers and paid directly to any taxing agency.

Proprietors.—"Active proprietors..." represents owners and partners of unincorporated businesses who devoted the major portion of their time to the business in November 1948.

Employment.—"Number of paid employees..." represents all employees on the pay roll for the pay period ending nearest November 15, 1948. "Full workweek" employees, whether regular or seasonal, are those who in the November 15 pay period were paid for working at least the number of hours typically worked in a week by employees of the reporting establishment.



1948 CENSUS OF BUSINESS

RETAIL, WHOLESALE, SERVICE TRADES

U. S. DEPARTMENT OF COMMERCE
BUREAU OF THE CENSUS

PRELIMINARY

For Release March 29, 1950

Release Series BC-1P- 25-016

GALLATIN COUNTY, MONT.

Retail, wholesale, and service establishments located in Gallatin County, Montana, showed a substantial expansion in dollar volume of trade from 1939 to 1948 according to preliminary figures from the 1948 Census of Business released today by the Bureau of the Census, U. S. Department of Commerce.

Retail sales in the county during 1948 aggregated \$24.2 million, an increase of 163 percent over the \$9.2 million in 1939, when the preceding Census of Business was taken. Wholesale sales in the county reached a total of \$10.9 million in 1948 as compared with \$3.0 million in 1939. The service trades included in the Census of Business recorded receipts totaling \$906,000 in 1948 compared with \$394,000 in 1939.

Employment in the county also rose over the 9-year period between 1939 and 1948 for the above trades. Establishments in these trades reported a combined total of 1,626 paid employees for the workweek ended nearest November 15, 1948. This compared with a total of 959 employees reported for the week of November 15, 1939.

These preliminary figures have been derived from a Census report on Gallatin County, Montana, which also includes data for the city of Bozeman. Final figures, superseding the preliminary data for Gallatin County, will be included in a Bulletin for the State of Montana to be issued in several months. Similar data will be made available this year in preliminary and final form for each of the counties and States. A single copy of the preliminary release for Gallatin County as well as an order blank for other area releases may be obtained by writing to the Bureau of the Census, Washington 25, D. C.

Table 1.—CENSUS OF BUSINESS PRELIMINARY RESULTS FOR 1948, BY TRADE GROUP
GALLATIN COUNTY, MONT.

| Trade group and kind of business | Number of establishments | 1948 sales and receipts (Thousand dollars) | Active proprietors of unincorporated businesses Nov. 1948 | Paid employees, workweek ended nearest Nov. 15, 1948 | |
|---|--------------------------|---|--|--|-------------------------|
| | | | | Total employees ¹ | Full workweek employees |
| RETAIL TRADE, total..... | 290 | 24,202 | 283 | 1,259 | 956 |
| Food group..... | 44 | 4,606 | 58 | 111 | 77 |
| Eating and drinking places..... | 65 | 2,322 | 61 | 338 | 257 |
| General merchandise grp, general stores.. | 8 | 2,089 | 1 | 142 | 119 |
| Apparel group..... | 20 | 1,490 | 20 | 76 | 49 |
| Furniture-home furnishgs-appliance grp.. | 11 | 701 | 15 | 40 | 29 |
| Automotive group..... | 14 | 3,779 | 9 | 152 | 139 |
| Gasoline service stations..... | 44 | 1,945 | 56 | 83 | 36 |
| Lumber-building-hardware group..... | 34 | 4,720 | 15 | 197 | 163 |
| Drug and proprietary stores..... | 9 | 470 | 9 | 20 | 16 |
| All other retail stores..... | 41 | 2,080 | 39 | 100 | 71 |
| WHOLESALE TRADE..... | 39 | 10,933 | 19 | 245 | x |
| SELECTED SERVICE TRADES, ² /total..... | 64 | 906 | 74 | 122 | 109 |
| Personal services..... | 38 | 492 | 44 | 97 | 88 |
| All other service trades..... | 26 | 414 | 30 | 25 | 21 |
| HOTELS..... | 11 | 664 | 11 | 148 | 117 |
| TOURIST COURTS AND CAMPS..... | 49 | 304 | 66 | 8 | 6 |

x Not available.

¹/ Includes employees paid for less than the full workweek.

²/ See General Description on last page for changes from the 1939 Census of Business in the coverage of Service Trades.

Table 2.—CENSUS OF BUSINESS PRELIMINARY RESULTS FOR 1948 FOR CITIES OF 2,500 INHABITANTS OR MORE

GALLATIN COUNTY, MONT

(Data omitted for trade groups where necessary to avoid disclosure)

| City and trade group ¹ | Number of establishments | 1948 sales and receipts (Thousand dollars) | Active proprietors of unincorporated businesses Nov. 1948 | Paid employees, workweek ended nearest Nov. 15, 1948 | |
|-------------------------------------|--------------------------|---|--|--|-------------------------|
| | | | | Total employees ² | Full workweek employees |
| Bozeman: | | | | | |
| Retail trade..... | 149 | 18,332 | 150 | 972 | 737 |
| Wholesale trade..... | 18 | 7,798 | 9 | 195 | x |
| Selected service trades..... | 44 | 707 | 51 | 111 | 102 |
| Tourist courts and camps..... | 7 | 87 | 10 | 5 | 4 |
| Remainder of county: | | | | | |
| Retail trade..... | 141 | 5,870 | 132 | 287 | 219 |
| Wholesale trade ^{3/} | 21 | 3,135 | 10 | 50 | x |
| Selected service trades..... | 20 | 199 | 23 | 11 | 7 |
| Tourist courts and camps..... | 42 | 217 | 56 | 3 | 2 |

x Not available.

1/ See General Description on this page for changes from the 1939 Census of Business in the coverage of Service Trades.

2/ Includes employees paid for less than the full workweek.

3/ Includes figures for establishments not located in cities of 5,000 inhabitants or more.

GENERAL DESCRIPTION OF PRELIMINARY RELEASES FOR THE 1948 CENSUS OF BUSINESS

This series of releases, of which one is planned for each county in the United States, presents preliminary results of the 1948 Census of Business. The information is based on reports submitted by business establishments for that Census. The figures shown are preliminary, and are subject to revision in the final Census publications, but the changes are expected to be relatively minor with respect to coverage. The final Census figures will be issued in a series of Business Census bulletins which will show additional detailed kind-of-business information for all places where there are a sufficient number of establishments.

The 1948 Census of Business was taken under the provision of the Act of June 19, 1948, which provides that the Business Census be taken for 1948 and for each fifth year thereafter. Previous Business Censuses were taken for the years 1929, 1933, 1935, and 1939.

Scope of the Census.—The 1948 Census of Business covered all establishments in the following trades, as defined by the Standard Industrial Classification Manual, May 1949 issue, of the Executive Office of the President: all retail trades; all wholesale trades; all service trades in the following four groups—personal services, business services, automobile repairs and services, and miscellaneous repair services; hotels; tourist courts and camps; and amusements, including motion picture theaters. Some important services not covered are radio broadcasting and television, medical and health, legal, educational, nonprofit, accounting, and domestic services.

This coverage is similar to that of the 1939 Business Censuses. However, "custom trades" and "services incidental to transportation," which are no longer included in the standard classification of the service trades, are not covered by the 1948 Censuses. In a number of localities, these exclusions as well as

other changes in the standard classification may have a considerable effect in comparing 1948 with 1939 data, particularly with respect to establishment count.

Establishment definition.—For Census purposes, a business establishment is defined to include only enterprises conducted from a recognizable place of business, provided that the annual sales were in excess of \$5,000 for a wholesale trade establishment and \$500 for establishments in other trades. A detailed analysis of coverage will be provided in future Census of Business publications.

"Number of establishments" is the number of separate business locations, rather than the number of business companies or organizations, since the Census figures represent information reported separately for each business location or establishment. The establishment count reflects the number of places in business at the end of 1948 excluding administrative and executive offices of multiunit organizations, and "chain store" warehouses.

Sales and receipts.—"1948 sales and receipts" represents sales of merchandise and receipts from repairs and other services to customers. The figures reflect deductions for returned goods and allowances, but not for trade-in allowances; they exclude sales and excise taxes collected from customers and paid directly to any taxing agency.

Proprietors.—"Active proprietors..." represents owners and partners of unincorporated businesses who devoted the major portion of their time to the business in November 1948.

Employment.—"Number of paid employees..." represents all employees on the pay roll for the pay period ending nearest November 15, 1948. "Full workweek" employees, whether regular or seasonal, are those who in the November 15 pay period were paid for working at least the number of hours typically worked in a week by employees of the reporting establishment.



1948 CENSUS OF BUSINESS

RETAIL, WHOLESALE, SERVICE TRADES

U. S. DEPARTMENT OF COMMERCE
BUREAU OF THE CENSUS

PRELIMINARY

For Release March 20, 1950

Release Series BC-1P-25-017

GARFIELD COUNTY, MONT.

Retail establishments located in Garfield County, Montana, showed a substantial expansion in dollar volume of trade from 1939 to 1948 according to preliminary figures from the 1948 Census of Business released today by the Bureau of the Census, U. S. Department of Commerce.

Retail sales in the county during 1948 aggregated \$1.3 million, an increase of 333 percent over the \$0.3 million in 1939, when the preceding Census of Business was taken.

Employment in the county also rose over the 9-year period between 1939 and 1948 for the above trade. Retail establishments reported 56 paid employees for the workweek ended nearest November 15, 1948. This compared with a total of 32 employees reported for the week of November 15, 1939.

These preliminary figures have been derived from a Census report on Garfield County, Montana. Final figures, superseding the preliminary data for Garfield County, will be included in a Bulletin for the State of Montana to be issued in several months. Similar data will be made available this year in preliminary and final form for each of the counties and States. A single copy of the preliminary release for Garfield County as well as an order blank for other area releases may be obtained by writing to the Bureau of the Census, Washington 25, D. C.

Table 1.—CENSUS OF BUSINESS PRELIMINARY RESULTS FOR 1948, BY TRADE GROUP
GARFIELD COUNTY, MONT.

| Trade group and kind of business | Number of establishments | 1948 sales and receipts (Thousand dollars) | Active proprietors of unincorporated businesses Nov. 1948 | Paid employees, workweek ended nearest Nov. 15, 1948 | |
|----------------------------------|--------------------------|---|--|--|-------------------------|
| | | | | Total employees ¹ | Full workweek employees |
| RETAIL TRADE, total..... | 30 | 1,335 | 32 | 56 | 38 |
| Food group..... | 7 | 428 | 9 | 13 | 10 |
| Eating and drinking places..... | 8 | 241 | 8 | 20 | 15 |
| Gasoline service stations..... | 7 | 226 | 6 | 5 | 5 |
| All other retail stores..... | 8 | 440 | 9 | 18 | 8 |

¹/ Includes employees paid for less than the full workweek.

GENERAL DESCRIPTION OF PRELIMINARY RELEASES FOR THE 1948 CENSUS OF BUSINESS

This series of releases, of which one is planned for each county in the United States, presents preliminary results of the 1948 Census of Business. The information is based on reports submitted by business establishments for that Census. The figures shown are preliminary, and are subject to revision in the final Census publications, but the changes are expected to be relatively minor with respect to coverage. The final Census figures will be issued in a series of Business Census bulletins which will show additional detailed kind-of-business information for all places where there are a sufficient number of establishments.

The 1948 Census of Business was taken under the provision of the Act of June 19, 1948, which provides that the Business Census be taken for 1948 and for each fifth year thereafter. Previous Business Censuses were taken for the years 1929, 1933, 1935, and 1939.

Scope of the Census.—The 1948 Census of Business covered all establishments in the following trades, as defined by the Standard Industrial Classification Manual, May 1949 issue, of the Executive Office of the President: all retail trades; all wholesale trades; all service trades in the following four groups—personal services, business services, automobile repairs and services, and miscellaneous repair services; hotels; tourist courts and camps; and amusements, including motion picture theaters. Some important services not covered are radio broadcasting and television, medical and health, legal, educational, nonprofit, accounting, and domestic services.

This coverage is similar to that of the 1939 Business Census. However, "custom trades" and "services incidental to transportation," which are no longer included in the standard classification of the service trades, are not covered by the 1948 Census. In a number of localities, these exclusions as well as other changes in the standard classification may have a considerable effect in comparing

1948 with 1939 data, particularly with respect to establishment count.

Establishment definition.—For Census purposes, a business establishment is defined to include only enterprises conducted from a recognizable place of business, provided that the annual sales were in excess of \$5,000 for a wholesale trade establishment and \$500 for establishments in other trades. A detailed analysis of coverage will be provided in future Census of Business publications.

"Number of establishments" is the number of separate business locations, rather than the number of business companies or organizations, since the Census figures represent information reported separately for each business location or establishment. The establishment count reflects the number of places in business at the end of 1948 excluding administrative and executive offices of multiunit organizations, and "chain store" warehouses.

Sales and receipts.—"1948 sales and receipts" represents sales of merchandise and receipts from repairs and other services to customers. The figures reflect deductions for returned goods and allowances, but not for trade-in allowances; they exclude sales and excise taxes collected from customers and paid directly to any taxing agency.

Proprietors.—"Active proprietors..." represents owners and partners of unincorporated businesses who devoted the major portion of their time to the business in November 1948.

Employment.—"Number of paid employees..." represents all employees on the pay roll for the pay period ending nearest November 15, 1948. "Full workweek" employees, whether regular or seasonal, are those who in the November 15 pay period were paid for working at least the number of hours typically worked in a week by employees of the reporting establishment.

1948 CENSUS OF BUSINESS

U. S. DEPARTMENT OF COMMERCE
BUREAU OF THE CENSUS

RETAIL, WHOLESALE, SERVICE TRADES

PRELIMINARY

For Release May 8, 1950

Release Series BC-1P-25-018

GLACIER COUNTY, MONT.

Retail, wholesale, and service establishments located in Glacier County, Montana, showed a substantial expansion in dollar volume of trade from 1939 to 1948 according to preliminary figures from the 1948 Census of Business released today by the Bureau of the Census, U. S. Department of Commerce.

Retail sales in the county during 1948 aggregated \$10.2 million, an increase of 162 percent over the \$3.9 million in 1939, when the preceding Census of Business was taken. Wholesale sales in the county reached a total of \$5.7 million in 1948 as compared with \$1.4 million in 1939. The service trades included in the Census of Business recorded receipts totaling \$381,000 in 1948 compared with \$96,000 in 1939.

Employment in the county also rose over the 9-year period between 1939 and 1948 for the above trades. Establishments in these trades reported a combined total of 502 paid employees for the workweek ended nearest November 15, 1948. This compared with a total of 404 employees reported for the week of November 15, 1939.

These preliminary figures have been derived from a Census report on Glacier County, Montana, which also includes data for the city of Cut Bank. Final figures, superseding the preliminary data for Glacier County, will be included in a Bulletin for the State of Montana to be issued in several months. Similar data will be made available this year in preliminary and final form for each of the counties and States. A single copy of the preliminary release for Glacier County as well as an order blank for other area releases may be obtained by writing to the Bureau of the Census, Washington 25, D. C.

Table 1.—CENSUS OF BUSINESS PRELIMINARY RESULTS FOR 1948, BY TRADE GROUP

GLACIER COUNTY, MONT.

| Trade group and kind of business | Number of establishments | 1948 sales and receipts (Thousand dollars) | Active proprietors of unincorporated businesses Nov. 1948 | Paid employees, workweek ended nearest Nov. 15, 1948 | |
|---|--------------------------|---|--|--|-------------------------|
| | | | | Total employees ¹ | Full workweek employees |
| RETAIL TRADE, total..... | 131 | 10,196 | 130 | 417 | 342 |
| Food group..... | 22 | 2,363 | 23 | 59 | 45 |
| Eating and drinking places..... | 33 | 1,037 | 40 | 84 | 75 |
| Gasoline service stations..... | 19 | 994 | 20 | 39 | 36 |
| All other retail stores..... | 57 | 5,802 | 47 | 235 | 186 |
| WHOLESALE TRADE, total..... | 22 | 5,721 | 11 | 46 | x |
| Merchant wholesalers..... | 10 | 2,642 | 4 | 21 | x |
| Other types of wholesale..... | 12 | 3,079 | 7 | 25 | x |
| SELECTED SERVICE TRADES, ^{2/} total..... | 34 | 381 | 39 | 39 | 30 |
| Personal services..... | 24 | 216 | 28 | 31 | 23 |
| All other service trades..... | 10 | 165 | 11 | 8 | 7 |
| TOURIST COURTS AND CAMPS..... | 22 | 290 | 22 | 1 | 1 |
| AMUSEMENTS..... | 5 | 107 | 3 | 33 | x |

x Not available.

^{1/} Includes employees paid for less than the full workweek.

^{2/} See General Description on last page for changes from the 1939 Census of Business in the coverage of Service Trades.

Table 2.—CENSUS OF BUSINESS PRELIMINARY RESULTS FOR 1948 FOR CITIES OF 2,500 INHABITANTS OR MORE

GLACIER COUNTY, MONT.

(Data omitted for trade groups where necessary to avoid disclosure)

| City and trade group ¹ | Number of establishments | 1948 sales and receipts (Thousand dollars) | Active proprietors of unincorporated businesses Nov. 1948 | Paid employees, workweek ended nearest Nov. 15, 1948 | |
|-----------------------------------|--------------------------|---|--|--|-------------------------|
| | | | | Total employees ² | Full workweek employees |
| Cut Bank: | | | | | |
| Retail trade..... | 66 | 7,466 | 58 | 304 | 249 |
| Selected service trades.... | 16 | 217 | 17 | 32 | 25 |
| Remainder of county: | | | | | |
| Retail trade..... | 65 | 2,730 | 72 | 113 | 93 |
| Selected service trades.... | 18 | 164 | 22 | 7 | 5 |

1/ See General Description on this page for changes from the 1939 Census of Business in the coverage of Service Trades.

2/ Includes employees paid for less than the full workweek.

GENERAL DESCRIPTION OF PRELIMINARY RELEASES FOR THE 1948 CENSUS OF BUSINESS

This series of releases, of which one is planned for each county in the United States, presents preliminary results of the 1948 Census of Business. The information is based on reports submitted by business establishments for that Census. The figures shown are preliminary, and are subject to revision in the final Census publications, but the changes are expected to be relatively minor with respect to coverage. The final Census figures will be issued in a series of Business Census bulletins which will show additional detailed kind-of-business information for all places where there are a sufficient number of establishments.

The 1948 Census of Business was taken under the provision of the Act of June 19, 1948, which provides that the Business Census be taken for 1948 and for each fifth year thereafter. Previous Business Censuses were taken for the years 1929, 1933, 1935, and 1939.

Scope of the Census.—The 1948 Census of Business covered all establishments in the following trades, as defined by the Standard Industrial Classification Manual, May 1949 issue, of the Executive Office of the President: all retail trades; all wholesale trades; all service trades in the following four groups—personal services, business services, automobile repairs and services, and miscellaneous repair services; hotels; tourist courts and camps; and amusements, including motion picture theaters. Some important services not covered are radio broadcasting and television, medical and health, legal, educational, nonprofit, accounting, and domestic services.

This coverage is similar to that of the 1939 Business Census. However, "custom trade" and "services incidental to transportation," which are no longer included in the standard classification of the service trades, are not covered by the 1948 Census. In a number of localities, these exclusions as well as other changes in the standard classification may have

a considerable effect in comparing 1948 with 1939 data, particularly with respect to establishment count.

Establishment definition.—For Census purposes, a business establishment is defined to include only enterprises conducted from a recognizable place of business, provided that the annual sales were in excess of \$5,000 for a wholesale trade establishment and \$500 for establishments in other trades. A detailed analysis of coverage will be provided in future Census of Business publications.

"Number of establishments" is the number of separate business locations, rather than the number of business companies or organizations, since the Census figures represent information reported separately for each business location or establishment. The establishment count reflects the number of places in business at the end of 1948 excluding administrative and executive offices of multiunit organizations, and "chain store" warehouses.

Sales and receipts.—"1948 sales and receipts" represents sales of merchandise and receipts from repairs and other services to customers. The figures reflect deductions for returned goods and allowances, but not for trade-in allowances; they exclude sales and excise taxes collected from customers and paid directly to any taxing agency.

Proprietors.—"Active proprietors..." represents owners and partners of unincorporated businesses who devoted the major portion of their time to the business in November 1948.

Employment.—"Number of paid employees..." represents all employees on the pay roll for the pay period ending nearest November 15, 1948. "Full workweek" employees, whether regular or seasonal, are those who in the November 15 pay period were paid for working at least the number of hours typically worked in a week by employees of the reporting establishment.

1948 CENSUS OF BUSINESS

RETAIL, WHOLESALE, SERVICE TRADES

U. S. DEPARTMENT OF COMMERCE
BUREAU OF THE CENSUS

PRELIMINARY

For Release March 27, 1950

Release Series BC-1P- 25-019

GOLDEN VALLEY COUNTY, MONT.

Retail establishments located in Golden Valley County, Montana, showed a substantial expansion in dollar volume of trade from 1939 to 1948 according to preliminary figures from the 1948 Census of Business released today by the Bureau of the Census, U. S. Department of Commerce.

Retail sales in the county during 1948 aggregated \$501,000, an increase of 152 percent over the \$199,000 in 1939, when the preceding Census of Business was taken.

Employment in the county also rose over the 9-year period between 1939 and 1948 for the above trade. Retail establishments reported a total of 13 paid employees for the workweek ended nearest November 15, 1948. This compared with a total of 6 employees reported for the week of November 15, 1939.

These preliminary figures have been derived from a Census report on Golden Valley County, Montana. Final figures, superseding the preliminary data for Golden Valley County, will be included in a Bulletin for the State of Montana to be issued in several months. Similar data will be made available this year in preliminary and final form for each of the counties and States. A single copy of the preliminary release for Golden Valley County as well as an order blank for other area releases may be obtained by writing to the Bureau of the Census, Washington 25, D. C.

Table 1.—CENSUS OF BUSINESS PRELIMINARY RESULTS FOR 1948, BY TRADE GROUP
GOLDEN VALLEY COUNTY, MONT.

| Trade group and kind of business | Number of establishments | 1948 sales and receipts (Thousand dollars) | Active proprietors of unincorporated businesses Nov. 1948 | Paid employees, workweek ended nearest Nov. 15, 1948 | |
|----------------------------------|--------------------------|---|--|--|-------------------------|
| | | | | Total employees ¹ | Full workweek employees |
| RETAIL TRADE, total..... | 24 | 501 | 23 | 13 | 9 |
| Food group..... | 6 | 121 | 6 | 1 | 1 |
| Eating and drinking places..... | 5 | 71 | 5 | 4 | 2 |
| Gasoline service stations..... | 7 | 115 | 7 | 3 | 2 |
| All other retail stores..... | 6 | 194 | 5 | 5 | 4 |

¹/ Includes employces paid for less than the full workweek.

GENERAL DESCRIPTION OF PRELIMINARY RELEASES FOR THE 1948 CENSUS OF BUSINESS

This series of releases, of which one is planned for each county in the United States, presents preliminary results of the 1948 Census of Business. The information is based on reports submitted by business establishments for that Census. The figures shown are preliminary, and are subject to revision in the final Census publications, but the changes are expected to be relatively minor with respect to coverage. The final Census figures will be issued in a series of Business Census bulletins which will show additional detailed kind-of-business information for all places where there are a sufficient number of establishments.

The 1948 Census of Business was taken under the provision of the Act of June 19, 1948, which provides that the Business Census be taken for 1948 and for each fifth year thereafter. Previous Business Censuses were taken for the years 1929, 1933, 1935, and 1939.

Scope of the Census.—The 1948 Census of Business covered all establishments in the following trades, as defined by the Standard Industrial Classification Manual, May 1949 issue, of the Executive Office of the President: all retail trades; all wholesale trades; all service trades in the following four groups—personal services, business services, automobile repairs and services, and miscellaneous repair services; hotels; tourist courts and camps; and amusements, including motion picture theaters. Some important services not covered are radio broadcasting and television, medical and health, legal, educational, nonprofit, accounting, and domestic services.

This coverage is similar to that of the 1939 Business Census. However, "custom trades" and "services incidental to transportation," which are no longer included in the standard classification of the service trades, are not covered by the 1948 Census. In a number of localities, these exclusions as well as other changes in the standard classification may have a considerable effect in comparing

1948 with 1939 data, particularly with respect to establishment count.

Establishment definition.—For Census purposes, a business establishment is defined to include only enterprises conducted from a recognizable place of business, provided that the annual sales were in excess of \$5,000 for a wholesale trade establishment and \$500 for establishments in other trades. A detailed analysis of coverage will be provided in future Census of Business publications.

"Number of establishments" is the number of separate business locations, rather than the number of business companies or organizations, since the Census figures represent information reported separately for each business location or establishment. The establishment count reflects the number of places in business at the end of 1948 excluding administrative and executive offices of multiunit organizations, and "chain store" warehouses.

Sales and receipts.—"1948 sales and receipts" represents sales of merchandise and receipts from repairs and other services to customers. The figures reflect deductions for returned goods and allowances, but not for trade-in allowances; they exclude sales and excise taxes collected from customers and paid directly to any taxing agency.

Proprietors.—"Active proprietors..." represents owners and partners of unincorporated businesses who devoted the major portion of their time to the business in November 1948.

Employment.—"Number of paid employees..." represents all employees on the pay roll for the pay period ending nearest November 15, 1948. "Full workweek" employees, whether regular or seasonal, are those who in the November 15 pay period were paid for working at least the number of hours typically worked in a week by employees of the reporting establishment.

1948 CENSUS OF BUSINESS

RETAIL, WHOLESALE, SERVICE TRADES

U. S. DEPARTMENT OF COMMERCE
BUREAU OF THE CENSUS

PRELIMINARY

For Release March 6, 1950

Release Series BC-1P-25-020

GRANITE COUNTY, MONT.

Retail, wholesale, and service establishments located in Granite County, Montana, showed a substantial expansion in volume of trade from 1939 to 1948 according to preliminary figures from the 1948 Census of Business released today by the Bureau of the Census, U. S. Department of Commerce.

Retail sales in the county during 1948 aggregated \$2.7 million, an increase of 108 percent over the \$1.3 million in 1939, when the preceding Census of Business was taken. Wholesale sales in the county reached a total of \$416,000 in 1948 as compared with \$128,000 in 1939. The service trades included in the Census of Business recorded receipts totaling \$46,000 in 1948 compared with \$43,000 in 1939.

Employment in the county also rose over the 9-year period between 1939 and 1948 for the above trades. Establishments in these trades reported 123 paid employees for the workweek ended nearest November 15, 1948. This compared with a total of 97 employees reported for the week of November 15, 1939.

These preliminary figures have been derived from a Census report on Granite County, Montana. Final figures, superseding the preliminary data, for Granite County will be included in a Bulletin for the State of Montana to be issued in several months. Similar data will be made available this year in preliminary and final form for each of the counties and States. A single copy of the preliminary release for Granite County as well as an order blank for other area releases may be obtained by writing to the Bureau of the Census, Washington 25, D. C.

Table 1.—CENSUS OF BUSINESS PRELIMINARY RESULTS FOR 1948, BY TRADE GROUP
GRANITE COUNTY, MONT.

| Trade group and kind of business | Number of establishments | 1948 sales and receipts (Thousand dollars) | Active proprietors of unincorporated businesses Nov. 1948 | Paid employees, workweek ended nearest Nov. 15, 1948 | |
|---|--------------------------|---|--|--|-------------------------|
| | | | | Total employees ¹ | Full workweek employees |
| RETAIL TRADE, total..... | 77 | 2,727 | 81 | 117 | 95 |
| Food group..... | 13 | 721 | 16 | 15 | 12 |
| Eating and drinking places..... | 30 | 497 | 35 | 61 | 49 |
| Gasoline service stations..... | 7 | 143 | 6 | 3 | 2 |
| All other retail stores | 27 | 1,366 | 24 | 38 | 32 |
| WHOLESALE TRADE | 8 | 416 | 5 | 3 | x |
| SELECTED SERVICE TRADES,^{2/}..... | 10 | 46 | 10 | 3 | 2 |

x Not available.

^{1/} Includes employees paid for less than the full workweek.

^{2/} See General Description on last page for changes from the 1939 Census of Business in the coverage of Service Trades.

GENERAL DESCRIPTION OF PRELIMINARY RELEASES FOR THE 1948 CENSUS OF BUSINESS

This series of releases, of which one is planned for each county in the United States, presents preliminary results of the 1948 Census of Business. The information is based on reports submitted by business establishments for that Census. The figures shown are preliminary, and are subject to revision in the final Census publications, but the changes are expected to be relatively minor with respect to coverage. The final Census figures will be issued in a series of Business Census bulletins which will show additional detailed kind-of-business information for all places where there are a sufficient number of establishments.

The 1948 Census of Business was taken under the provision of the Act of June 19, 1948, which provides that the Business Census be taken for 1948 and for each fifth year thereafter. Previous Business Censuses were taken for the years 1929, 1933, 1935, and 1939.

Scope of the Census.—The 1948 Census of Business covered all establishments in the following trades, as defined by the Standard Industrial Classification Manual, May 1949 issue, of the Executive Office of the President: all retail trades; all wholesale trades; all service trades in the following four groups—personal services, business services, automobile repairs and services, and miscellaneous repair services; hotels; tourist courts and camps; and amusements, including motion picture theaters. Some important services not covered are radio broadcasting and television, medical and health, legal, educational, nonprofit, accounting, and domestic services.

This coverage is similar to that of the 1939 Business Census. However, "custom trades" and "services incidental to transportation," which are no longer included in the standard classification of the service trades, are not covered by the 1948 Census. In a number of localities, these exclusions as well as other changes in the standard classification may have a considerable effect in comparing

1948 with 1939 data, particularly with respect to establishment count.

Establishment definition.—For Census purposes, a business establishment is defined to include only enterprises conducted from a recognizable place of business, provided that the annual sales were in excess of \$5,000 for a wholesale trade establishment and \$500 for establishments in other trades. A detailed analysis of coverage will be provided in future Census of Business publications.

"Number of establishments" is the number of separate business locations, rather than the number of business companies or organizations, since the Census figures represent information reported separately for each business location or establishment. The establishment count reflects the number of places in business at the end of 1948 excluding administrative and executive offices of multiunit organizations, and "chain store" warehouses.

Sales and receipts.—"1948 sales and receipts" represents sales of merchandise and receipts from repairs and other services to customers. The figures reflect deductions for returned goods and allowances, but not for trade-in allowances; they exclude sales and excise taxes collected from customers and paid directly to any taxing agency.

Proprietors.—"Active proprietors..." represents owners and partners of unincorporated businesses who devoted the major portion of their time to the business in November 1948.

Employment.—"Number of paid employees..." represents all employees on the pay roll for the pay period ending nearest November 15, 1948. "Full workweek" employees, whether regular or seasonal, are those who in the November 15 pay period were paid for working at least the number of hours typically worked in a week by employees of the reporting establishment.

1948 CENSUS OF BUSINESS

RETAIL, WHOLESALE, SERVICE TRADES

U. S. DEPARTMENT OF COMMERCE
BUREAU OF THE CENSUS

PRELIMINARY

For Release March 20, 1950

Release Series BC-1P-25-021

HILL COUNTY, MONT.

Retail, wholesale, and service establishments located in Hill County, Montana, showed a substantial expansion in dollar volume of trade from 1939 to 1948 according to preliminary figures from the 1948 Census of Business released today by the Bureau of the Census, U. S. Department of Commerce.

Retail sales in the county during 1948 aggregated \$15.1 million, an increase of 156 percent over the \$5.9 million in 1939, when the preceding Census of Business was taken. Wholesale sales in the county reached a total of \$18.7 million in 1948 as compared with \$5.0 million in 1939. The service trades included in the Census of Business recorded receipts totaling \$919,000 in 1948 compared with \$271,000 in 1939.

Employment in the county also rose over the 9-year period between 1939 and 1948 for the above trades. Establishments in these trades reported a combined total of 1,109 paid employees for the workweek ended nearest November 15, 1948. This compared with a total of 845 employees reported for the week of November 15, 1939.

These preliminary figures have been derived from a Census report on Hill County, Montana, which also includes data for the city of Havre. Final figures, superseding the preliminary data for Hill County, will be included in a Bulletin for the State of Montana to be issued in several months. Similar data will be made available this year in preliminary and final form for each of the counties and States. A single copy of the preliminary release for Hill County as well as an order blank for other area releases may be obtained by writing to the Bureau of the Census, Washington 25, D. C.

Table 1.—CENSUS OF BUSINESS PRELIMINARY RESULTS FOR 1948, BY TRADE GROUP

HILL COUNTY, MONT.

| Trade group and kind of business | Number of establishments | 1948 sales and receipts (Thousand dollars) | Active proprietors of unincorporated businesses Nov. 1948 | Paid employees, workweek ended nearest Nov. 15, 1948 | |
|--|--------------------------|---|--|--|-------------------------|
| | | | | Total employees ¹ | Full workweek employees |
| RETAIL TRADE, total..... | 186 | 15,075 | 211 | 793 | 617 |
| Food group..... | 43 | 3,219 | 54 | 106 | 72 |
| Eating and drinking places..... | 43 | 1,386 | 61 | 164 | 128 |
| General merchandise group, general stores | 9 | 3,113 | 3 | 240 | 165 |
| Apparel group..... | 8 | 548 | 9 | 25 | 22 |
| Furniture-home furnishings-appliance grp | 7 | 517 | 6 | 26 | 21 |
| Automotive group..... | 16 | 2,531 | 19 | 96 | 91 |
| Gasoline service stations..... | 19 | 472 | 23 | 20 | 14 |
| Lumber-building-hardware group..... | 23 | 2,383 | 16 | 84 | 80 |
| Drug and proprietary stores..... | | | | | |
| All other retail stores..... | 18 | 906 | 20 | 32 | 24 |
| | | | Included with "All other retail stores" | | |
| WHOLESALE TRADE, total..... | 51 | 18,673 | 23 | 217 | x |
| Merchant wholesalers..... | 11 | 5,447 | 4 | 143 | x |
| Petroleum bulk plants, terminals..... | 20 | 1,816 | 16 | 32 | x |
| Other wholesale..... | 20 | 11,410 | 3 | 42 | x |
| SELECTED SERVICE TRADES^{2/}..... | 43 | 919 | 56 | 99 | 88 |

x Not available.

^{1/} Includes employees paid for less than the full workweek.^{2/} See General Description on last page for changes from the 1939 Census of Business in the coverage of Service Trades.

Table 2.—CENSUS OF BUSINESS PRELIMINARY RESULTS FOR 1948 FOR CITIES OF 2,500 INHABITANTS OR MORE

HILL COUNTY, MONT.

(Data omitted for trade groups where necessary to avoid disclosure)

| City and trade group | Number of establishments | 1948 sales and receipts (Thousand dollars) | Active proprietors of unincorporated businesses Nov. 1948 | Paid employees, workweek ended nearest Nov. 15, 1948 | |
|------------------------------------|--------------------------|---|--|--|-------------------------|
| | | | | Total employees ^{1/} | Full workweek employees |
| Havre: | | | | | |
| Retail trade..... | 138 | 13,148 | 161 | 736 | 571 |
| Wholesale trade..... | 24 | 9,053 | 11 | 181 | x |
| Remainder of county: ^{2/} | | | | | |
| Retail trade..... | 48 | 1,927 | 50 | 57 | 46 |
| Wholesale trade..... | 27 | 9,620 | 12 | 36 | x |

x Not available.

^{1/} Includes employees paid for less than the full workweek.^{2/} Includes figures for establishments, other than wholesale, not located in cities of 2,500 inhabitants or more, and wholesale establishments not located in cities of 5,000 inhabitants or more.

GENERAL DESCRIPTION OF PRELIMINARY RELEASES FOR THE 1948 CENSUS OF BUSINESS

This series of releases, of which one is planned for each county in the United States, presents preliminary results of the 1948 Census of Business. The information is based on reports submitted by business establishments for that Census. The figures shown are preliminary, and are subject to revision in the final Census publications, but the changes are expected to be relatively minor with respect to coverage. The final Census figures will be issued in a series of Business Census bulletins which will show additional detailed kind-of-business information for all places where there are a sufficient number of establishments.

The 1948 Census of Business was taken under the provision of the Act of June 19, 1948, which provides that the Business Census be taken for 1948 and for each fifth year thereafter. Previous Business Censuses were taken for the years 1929, 1933, 1935, and 1939.

Scope of the Census.—The 1948 Census of Business covered all establishments in the following trades, as defined by the Standard Industrial Classification Manual, May 1949 issue, of the Executive Office of the President: all retail trades; all wholesale trades; all service trades in the following four groups—personal services, business services, automobile repairs and services, and miscellaneous repair services; hotels; tourist courts and camps; and amusements, including motion picture theaters. Some important services not covered are radio broadcasting and television, medical and health, legal, educational, nonprofit, accounting, and domestic services.

This coverage is similar to that of the 1939 Business Census. However, "custom trades" and "services incidental to transportation," which are no longer included in the standard classification of the service trades, are not covered by the 1948 Census. In a number of localities, these exclusions as well as

other changes in the standard classification may have a considerable effect in comparing 1948 with 1939 data, particularly with respect to establishment count.

Establishment definition.—For Census purposes, a business establishment is defined to include only enterprises conducted from a recognizable place of business, provided that the annual sales were in excess of \$5,000 for a wholesale trade establishment and \$500 for establishments in other trades. A detailed analysis of coverage will be provided in future Census of Business publications.

"Number of establishments" is the number of separate business locations, rather than the number of business companies or organizations, since the Census figures represent information reported separately for each business location or establishment. The establishment count reflects the number of places in business at the end of 1948 excluding administrative and executive offices of multiunit organizations, and "chain store" warehouses.

Sales and receipts.—"1948 sales and receipts" represents sales of merchandise and receipts from repairs and other services to customers. The figures reflect deductions for returned goods and allowances, but not for trade-in allowances; they exclude sales and excise taxes collected from customers and paid directly to any taxing agency.

Proprietors.—"Active proprietors..." represents owners and partners of unincorporated businesses who devoted the major portion of their time to the business in November 1948.

Employment.—"Number of paid employees..." represents all employees on the pay roll for the pay period ending nearest November 15, 1948. "Full workweek" employees, whether regular or seasonal, are those who in the November 15 pay period were paid for working at least the number of hours typically worked in a week by employees of the reporting establishment.



1948 CENSUS OF BUSINESS

RETAIL, WHOLESALE, SERVICE TRADES

U. S. DEPARTMENT OF COMMERCE
BUREAU OF THE CENSUS

PRELIMINARY

For Release March 22, 1950

Release Series BC-1P-25-022

JEFFERSON COUNTY, MONT.

Retail establishments located in Jefferson County, Montana, showed a substantial expansion in dollar volume of trade from 1939 to 1948 according to preliminary figures from the 1948 Census of Business released today by the Bureau of the Census, U. S. Department of Commerce.

Retail sales in the county during 1948 aggregated \$2.5 million, an increase of 108 percent over the \$1.2 million in 1939, when the preceding Census of Business was taken.

Employment in the county also rose over the 9-year period between 1939 and 1948 for the above trade. Retail establishments reported 102 paid employees for the workweek ended nearest November 15, 1948. This compared with a total of 80 employees reported for the week of November 15, 1939.

These preliminary figures have been derived from a Census report on Jefferson County, Montana. Final figures, superseding the preliminary data for Jefferson County, will be included in a Bulletin for the State of Montana to be issued in several months. Similar data will be made available this year in preliminary and final form for each of the counties and States. A single copy of the preliminary release for Jefferson County as well as an order blank for other area releases may be obtained by writing to the Bureau of the Census, Washington 25, D. C.

Table 1.—CENSUS OF BUSINESS PRELIMINARY RESULTS FOR 1948, BY TRADE GROUP
JEFFERSON COUNTY, MONT.

| Trade group and kind of business | Number of establishments | 1948 sales and receipts (Thousand dollars) | Active proprietors of unincorporated businesses Nov. 1948 | Paid employees, workweek ended nearest Nov. 15, 1948 | |
|----------------------------------|--------------------------|---|--|--|-------------------------|
| | | | | Total employees ¹ | Full workweek employees |
| RETAIL TRADE, total..... | 64 | 2,496 | 68 | 102 | 79 |
| Food group..... | 11 | 600 | 14 | 15 | 7 |
| Eating and drinking places..... | 23 | 335 | 25 | 35 | 25 |
| Gasoline service stations..... | 8 | 355 | 8 | 10 | 9 |
| All other retail stores..... | 22 | 1,206 | 21 | 42 | 38 |
| HOTELS..... | 5 | 153 | 6 | 18 | 18 |

¹/ Includes employees paid for less than the full workweek.

GENERAL DESCRIPTION OF PRELIMINARY RELEASES FOR THE 1948 CENSUS OF BUSINESS

This series of releases, of which one is planned for each county in the United States, presents preliminary results of the 1948 Census of Business. The information is based on reports submitted by business establishments for that Census. The figures shown are preliminary, and are subject to revision in the final Census publications, but the changes are expected to be relatively minor with respect to coverage. The final Census figures will be issued in a series of Business Census bulletins which will show additional detailed kind-of-business information for all places where there are a sufficient number of establishments.

The 1948 Census of Business was taken under the provision of the Act of June 19, 1948, which provides that the Business Census be taken for 1948 and for each fifth year thereafter. Previous Business Censuses were taken for the years 1929, 1933, 1935, and 1939.

Scope of the Census.--The 1948 Census of Business covered all establishments in the following trades, as defined by the Standard Industrial Classification Manual, May 1949 issue, of the Executive Office of the President: all retail trades; all wholesale trades; all service trades in the following four groups--personal services, business services, automobile repairs and services, and miscellaneous repair services; hotels; tourist courts and camps; and amusements, including motion picture theaters. Some important services not covered are radio broadcasting and television, medical and health, legal, educational, nonprofit, accounting, and domestic services.

This coverage is similar to that of the 1939 Business Census. However, "custom trades" and "services incidental to transportation," which are no longer included in the standard classification of the service trades, are not covered by the 1948 Census. In a number of localities, these exclusions as well as other changes in the standard classification may have a considerable effect in comparing

1948 with 1939 data, particularly with respect to establishment count.

Establishment definition.--For Census purposes, a business establishment is defined to include only enterprises conducted from a recognizable place of business, provided that the annual sales were in excess of \$5,000 for a wholesale trade establishment and \$500 for establishments in other trades. A detailed analysis of coverage will be provided in future Census of Business publications.

"Number of establishments" is the number of separate business locations, rather than the number of business companies or organizations, since the Census figures represent information reported separately for each business location or establishment. The establishment count reflects the number of places in business at the end of 1948 excluding administrative and executive offices of multiunit organizations, and "chain store" warehouses.

Sales and receipts.--"1948 sales and receipts" represents sales of merchandise and receipts from repairs and other services to customers. The figures reflect deductions for returned goods and allowances, but not for trade-in allowances; they exclude sales and excise taxes collected from customers and paid directly to any taxing agency.

Proprietors.--"Active proprietors..." represents owners and partners of unincorporated businesses who devoted the major portion of their time to the business in November 1948.

Employment.--"Number of paid employees..." represents all employees on the pay roll for the pay period ending nearest November 15, 1948. "Full workweek" employees, whether regular or seasonal, are those who in the November 15 pay period were paid for working at least the number of hours typically worked in a week by employees of the reporting establishment.

1948 CENSUS OF BUSINESS

RETAIL, WHOLESALE, SERVICE TRADES

U. S. DEPARTMENT OF COMMERCE
BUREAU OF THE CENSUS

PRELIMINARY

For Release March 20, 1950

Release Series BC-1P-25-023

JUDITH BASIN COUNTY, MONT.

Retail, wholesale, and service establishments located in Judith Basin County, Montana, showed a substantial expansion in dollar volume of trade from 1939 to 1948 according to preliminary figures from the 1948 Census of Business released today by the Bureau of the Census, U. S. Department of Commerce.

Retail sales in the county during 1948 aggregated \$2.6 million, an increase of 189 percent over the \$0.9 million in 1939, when the preceding Census of Business was taken. Wholesale sales in the county reached a total of \$2.7 million in 1948 as compared with \$0.9 million in 1939. The service trades included in the Census of Business recorded receipts totaling \$52,000 in 1948 compared with \$10,000 in 1939.

Employment in the county also rose over the 9-year period between 1939 and 1948 for the above trades. Establishments in these trades reported a combined total of 94 paid employees for the workweek ended nearest November 15, 1948. This compared with a total of 81 employees reported for the week of November 15, 1939.

These preliminary figures have been derived from a Census report on Judith Basin County, Montana. Final figures, superseding the preliminary data for Judith Basin County, will be included in a Bulletin for the State of Montana to be issued in several months. Similar data will be made available this year in preliminary and final form for each of the counties and States. A single copy of the preliminary release for Judith Basin County as well as an order blank for other area releases may be obtained by writing to the Bureau of the Census, Washington 25, D. C.

Table 1.—CENSUS OF BUSINESS PRELIMINARY RESULTS FOR 1948, BY TRADE GROUP
JUDITH BASIN COUNTY, MONT.

| Trade group and kind of business | Number of establishments | 1948 sales and receipts (Thousand dollars) | Active proprietors of unincorporated businesses Nov. 1948 | Paid employees, workweek ended nearest Nov. 15, 1948 | |
|--|--------------------------|---|--|--|-------------------------|
| | | | | Total employees ¹ | Full workweek employees |
| RETAIL TRADE, total..... | 52 | 2,632 | 48 | 69 | 58 |
| Food group..... | 12 | 438 | 15 | 9 | 7 |
| Eating and drinking places..... | 11 | 176 | 11 | 11 | 9 |
| Gasoline service stations..... | 9 | 274 | 6 | 7 | 4 |
| All other retail stores..... | 20 | 1,744 | 16 | 42 | 38 |
| WHOLESALE TRADE..... | 21 | 2,665 | 4 | 25 | x |
| SELECTED SERVICE TRADES^{2/}..... | 9 | 52 | 10 | - | - |

x Not available.

^{1/} Includes employees paid for less than the full workweek.

^{2/} See General Description on last page for changes from the 1939 Census of Business in the coverage of Service Trades.

GENERAL DESCRIPTION OF PRELIMINARY RELEASES FOR THE 1948 CENSUS OF BUSINESS

This series of releases, of which one is planned for each county in the United States, presents preliminary results of the 1948 Census of Business. The information is based on reports submitted by business establishments for that Census. The figures shown are preliminary, and are subject to revision in the final Census publications, but the changes are expected to be relatively minor with respect to coverage. The final Census figures will be issued in a series of Business Census bulletins which will show additional detailed kind-of-business information for all places where there are a sufficient number of establishments.

The 1948 Census of Business was taken under the provision of the Act of June 19, 1948, which provides that the Business Census be taken for 1948 and for each fifth year thereafter. Previous Business Censuses were taken for the years 1929, 1933, 1935, and 1939.

Scope of the Census.—The 1948 Census of Business covered all establishments in the following trades, as defined by the Standard Industrial Classification Manual, May 1949 issue, of the Executive Office of the President: all retail trades; all wholesale trades; all service trades in the following four groups—personal services, business services, automobile repairs and services, and miscellaneous repair services; hotels; tourist courts and camps; and amusements, including motion picture theaters. Some important services not covered are radio broadcasting and television, medical and health, legal, educational, nonprofit, accounting, and domestic services.

This coverage is similar to that of the 1939 Business Census. However, "custom trades" and "services incidental to transportation," which are no longer included in the standard classification of the service trades, are not covered by the 1948 Census. In a number of localities, these exclusions as well as other changes in the standard classification may have a considerable effect in comparing

1948 with 1939 data, particularly with respect to establishment count.

Establishment definition.—For Census purposes, a business establishment is defined to include only enterprises conducted from a recognizable place of business, provided that the annual sales were in excess of \$5,000 for a wholesale trade establishment and \$500 for establishments in other trades. A detailed analysis of coverage will be provided in future Census of Business publications.

"Number of establishments" is the number of separate business locations, rather than the number of business companies or organizations, since the Census figures represent information reported separately for each business location or establishment. The establishment count reflects the number of places in business at the end of 1948 excluding administrative and executive offices of multiunit organizations, and "chain store" warehouses.

Sales and receipts.—"1948 sales and receipts" represents sales of merchandise and receipts from repairs and other services to customers. The figures reflect deductions for returned goods and allowances, but not for trade-in allowances; they exclude sales and excise taxes collected from customers and paid directly to any taxing agency.

Proprietors.—"Active proprietors..." represents owners and partners of unincorporated businesses who devoted the major portion of their time to the business in November 1948.

Employment.—"Number of paid employees..." represents all employees on the pay roll for the pay period ending nearest November 15, 1948. "Full workweek" employees, whether regular or seasonal, are those who in the November 15 pay period were paid for working at least the number of hours typically worked in a week by employees of the reporting establishment.

1948 CENSUS OF BUSINESS

RETAIL, WHOLESALE, SERVICE TRADES

U. S. DEPARTMENT OF COMMERCE
BUREAU OF THE CENSUS

PRELIMINARY

For Release March 6, 1950

Release Series BC-1P-25-024

LAKE COUNTY, MONT.

Retail, wholesale, and service establishments located in Lake County, Montana, showed a substantial expansion in volume of trade from 1939 to 1948 according to preliminary figures from the 1948 Census of Business released today by the Bureau of the Census, U. S. Department of Commerce.

Retail sales in the county during 1948 aggregated \$9.5 million, an increase of 188 percent over the \$3.3 million in 1939, when the preceding Census of Business was taken. Wholesale sales in the county reached a total of \$1.1 million in 1949 as compared with \$0.5 million in 1939. The service trades included in the Census of Business recorded receipts totaling \$410,000 in 1948 compared with \$96,000 in 1939.

Employment in the county also rose over the nine-year period between 1939 and 1948 for the above trades. Establishments in these trades reported 496 paid employees for the workweek ended nearest November 15, 1948. This compared with a total of 338 employees reported for the week of November 15, 1939.

These preliminary figures have been derived from a Census report on Lake County, Montana. Final figures, superseding the preliminary data, for Lake County will be included in a Bulletin for the State of Montana to be issued in several months. Similar data will be made available this year in preliminary and final form for each of the counties and States. A single copy of the preliminary release for Lake County as well as an order blank for other area releases may be obtained by writing to the Bureau of the Census, Washington 25, D. C.

Table 1.—CENSUS OF BUSINESS PRELIMINARY RESULTS FOR 1948, BY TRADE GROUP

LAKE COUNTY, MONT.

| Trade group and kind of business | Number of establishments | 1948 sales and receipts (Thousand dollars) | Active proprietors of unincorporated businesses Nov. 1948 | Paid employees, workweek ended nearest Nov. 15, 1948 | |
|---|--------------------------|---|--|--|-------------------------|
| | | | | Total employees ¹ | Full workweek employees |
| RETAIL TRADE, total..... | 206 | 9,529 | 232 | 440 | 343 |
| Food group..... | 42 | 2,335 | 47 | 71 | 45 |
| Eating and drinking places..... | 51 | 977 | 65 | 90 | 68 |
| General merchandise grp., general stores..... | 20 | 1,627 | 19 | 73 | 64 |
| Apparel group..... | 8 | 246 | 12 | 11 | 7 |
| Furniture-home furnishings-appliance grp..... | 8 | 311 | 9 | 11 | 10 |
| Automotive group..... | 11 | 1,509 | 13 | 83 | 77 |
| Gasoline service stations..... | 26 | 770 | 30 | 28 | 21 |
| Lumber-building-hardware group..... | 18 | 1,170 | 20 | 39 | 29 |
| Drug and proprietary stores..... | 5 | 242 | 3 | 13 | 11 |
| All other retail stores..... | 17 | 342 | 14 | 21 | 9 |
| WHOLESALE TRADE..... | 9 | 1,089 | 1 | 13 | x |
| SELECTED SERVICE TRADES, ^{2/} total..... | 52 | 410 | 59 | 43 | 30 |
| Personal services..... | 23 | 153 | 27 | 30 | 22 |
| All other service trades..... | 29 | 257 | 32 | 13 | 8 |
| HOTELS..... | 9 | 51 | 8 | 11 | 9 |
| TOURIST COURTS AND CAMPS..... | 16 | 61 | 16 | - | - |
| AMUSEMENTS..... | 6 | 82 | 5 | 17 | x |

x Not available.

^{1/} Includes employees paid for less than the full workweek.

^{2/} See General Description on last page for changes from the 1939 Census of Business in the coverage of Service Trades.

GENERAL DESCRIPTION OF PRELIMINARY RELEASES FOR THE 1948 CENSUS OF BUSINESS

This series of releases, of which one is planned for each county in the United States, presents preliminary results of the 1948 Census of Business. The information is based on reports submitted by business establishments for that Census. The figures shown are preliminary, and are subject to revision in the final Census publications, but the changes are expected to be relatively minor with respect to coverage. The final Census figures will be issued in a series of Business Census bulletins which will show additional detailed kind-of-business information for all places where there are a sufficient number of establishments.

The 1948 Census of Business was taken under the provision of the Act of June 19, 1948, which provides that the Business Census be taken for 1948 and for each fifth year thereafter. Previous Business Censuses were taken for the years 1929, 1933, 1935, and 1939.

Scope of the Census.—The 1948 Census of Business covered all establishments in the following trades, as defined by the Standard Industrial Classification Manual, May 1949 issue, of the Executive Office of the President: all retail trades; all wholesale trades; all service trades in the following four groups—personal services, business services, automobile repairs and services, and miscellaneous repair services; hotels; tourist courts and camps; and amusements, including motion picture theaters. Some important services not covered are radio broadcasting and television, medical and health, legal, educational, nonprofit, accounting, and domestic services.

This coverage is similar to that of the 1939 Business Census. However, "custom trades" and "services incidental to transportation," which are no longer included in the standard classification of the service trades, are not covered by the 1948 Census. In a number of localities, these exclusions as well as

other changes in the standard classification may have a considerable effect in comparing 1948 with 1939 data, particularly with respect to establishment count.

Establishment definition.—For Census purposes, a business establishment is defined to include only enterprises conducted from a recognizable place of business, provided that the annual sales were in excess of \$5,000 for a wholesale trade establishment and \$500 for establishments in other trades. A detailed analysis of coverage will be provided in future Census of Business publications.

"Number of establishments" is the number of separate business locations, rather than the number of business companies or organizations, since the Census figures represent information reported separately for each business location or establishment. The establishment count reflects the number of places in business at the end of 1948 excluding administrative and executive offices of multiunit organizations, and "chain store" warehouses.

Sales and receipts.—"1948 sales and receipts" represents sales of merchandise and receipts from repairs and other services to customers. The figures reflect deductions for returned goods and allowances, but not for trade-in allowances; they exclude sales and excise taxes collected from customers and paid directly to any taxing agency.

Proprietors.—"Active proprietors..." represents owners and partners of unincorporated businesses who devoted the major portion of their time to the business in November 1948.

Employment.—"Number of paid employees..." represents all employees on the pay roll for the pay period ending nearest November 15, 1948. "Full workweek" employees, whether regular or seasonal, are those who in the November 15 pay period were paid for working at least the number of hours typically worked in a week by employees of the reporting establishment.

1948 CENSUS OF BUSINESS

RETAIL, WHOLESALE, SERVICE TRADES

U. S. DEPARTMENT OF COMMERCE
BUREAU OF THE CENSUS

PRELIMINARY

For Release April 6, 1950

Release Series BC-1P-25-025

LEWIS AND CLARK COUNTY, MONT.

Retail, wholesale, and service establishments located in Lewis and Clark County, Montana, showed a substantial expansion in dollar volume of trade from 1939 to 1948 according to preliminary figures from the 1948 Census of Business released today by the Bureau of the Census, U. S. Department of Commerce.

Retail sales in the county during 1948 aggregated \$25.9 million, an increase of 125 percent over the \$11.5 million in 1939, when the preceding Census of Business was taken. Wholesale sales in the county reached a total of \$10.0 million in 1948 as compared with \$4.0 million in 1939. The service trades included in the Census of Business recorded receipts totaling \$1.2 million in 1948 compared with \$0.6 million in 1939.

Employment in the county also rose over the 9-year period between 1939 and 1948 for the above trades. Establishments in these trades reported a combined total of 1,695 paid employees for the workweek ended nearest November 15, 1948. This compared with a total of 1,428 employees reported for the week of November 15, 1939.

These preliminary figures have been derived from a Census report on Lewis and Clark County, Montana, which also included data for the city of Helena. Final figures, superseding the preliminary data for Lewis and Clark County, will be included in a Bulletin for the State of Montana to be issued in several months. Similar data will be made available this year in preliminary and final form for each of the counties and States. A single copy of the preliminary release for Lewis and Clark County as well as an order blank for other area releases may be obtained by writing to the Bureau of the Census, Washington 25, D. C.

Table 1.—CENSUS OF BUSINESS PRELIMINARY RESULTS FOR 1948, BY TRADE GROUP

LEWIS AND CLARK COUNTY, MONT.

| Trade group and kind of business | Number of establishments | 1948 sales and receipts (Thousand dollars) | Active proprietors of unincorporated businesses Nov. 1948 | Paid employees, workweek ended nearest Nov. 15, 1948 | |
|---|--------------------------|---|--|--|-------------------------|
| | | | | Total employees ¹ | Full workweek employees |
| RETAIL TRADE, total..... | 296 | 25,944 | 300 | 1,284 | 1,000 |
| Food group..... | 60 | 6,019 | 70 | 178 | 121 |
| Eating and drinking places..... | 76 | 3,214 | 90 | 340 | 290 |
| General merchandise grp, general stores | 11 | 2,942 | 7 | 224 | 161 |
| Apparel group..... | 24 | 1,698 | 26 | 77 | 51 |
| Furniture-home furnishings-appliance grp | 11 | 955 | 10 | 37 | 30 |
| Automotive group..... | 18 | 5,229 | 7 | 187 | 179 |
| Gasoline service stations..... | 40 | 1,242 | 44 | 55 | 29 |
| Lumber-building-hardware group..... | 15 | 2,153 | 8 | 76 | 66 |
| Drug and proprietary stores..... | 8 | 619 | 13 | 33 | 24 |
| All other retail stores..... | 33 | 1,873 | 25 | 77 | 49 |
| WHOLESALE TRADE, total..... | 37 | 10,049 | 19 | 259 | x |
| Merchant wholesalers..... | 22 | 7,468 | 5 | 195 | x |
| Other wholesale..... | 15 | 2,581 | 14 | 64 | x |
| SELECTED SERVICE TRADES, ^{2/} total..... | 88 | 1,213 | 96 | 152 | 142 |
| Personal services..... | 59 | 798 | 69 | 118 | 113 |
| All other service trades..... | 29 | 415 | 27 | 34 | 29 |
| TOURIST COURTS AND CAMPS..... | 10 | 111 | 11 | 10 | 6 |

x Not available.

^{1/} Includes employees paid for less than the full workweek.

^{2/} See General Description on last page for changes from the 1939 Census of Business in the coverage of Service Trades.

Table 2.—CENSUS OF BUSINESS PRELIMINARY RESULTS FOR 1948 FOR CITIES OF 2,500 INHABITANTS OR MORE

LEWIS AND CLARK COUNTY, MONT.

(Data omitted for trade groups where necessary to avoid disclosure)

| City and trade group | Number of establishments | 1948 sales and receipts (Thousand dollars) | Active proprietors of unincorporated businesses Nov. 1948 | Paid employees, workweek ended nearest Nov. 15, 1948 | |
|----------------------|--------------------------|---|--|--|-------------------------|
| | | | | Total employees ¹ | Full workweek employees |
| Helena: | | | | | |
| Retail trade..... | 235 | 23,506 | 237 | 1,152 | 897 |
| Remainder of county: | | | | | |
| Retail trade..... | 61 | 2,438 | 63 | 132 | 103 |

¹/ Includes employees paid for less than the full workweek.

GENERAL DESCRIPTION OF PRELIMINARY RELEASES FOR THE 1948 CENSUS OF BUSINESS

This series of releases, of which one is planned for each county in the United States, presents preliminary results of the 1948 Census of Business. The information is based on reports submitted by business establishments for that Census. The figures shown are preliminary, and are subject to revision in the final Census publications, but the changes are expected to be relatively minor with respect to coverage. The final Census figures will be issued in a series of Business Census bulletins which will show additional detailed kind-of-business information for all places where there are a sufficient number of establishments.

The 1948 Census of Business was taken under the provision of the Act of June 19, 1948, which provides that the Business Census be taken for 1948 and for each fifth year thereafter. Previous Business Censuses were taken for the years 1929, 1933, 1935, and 1939.

Scope of the Census.—The 1948 Census of Business covered all establishments in the following trades, as defined by the Standard Industrial Classification Manual, May 1949 issue, of the Executive Office of the President: all retail trades; all wholesale trades; all service trades in the following four groups—personal services, business services, automobile repairs and services, and miscellaneous repair services; hotels; tourist courts and camps; and amusements, including motion picture theaters. Some important services not covered are radio broadcasting and television, medical and health, legal, educational, nonprofit, accounting, and domestic services.

This coverage is similar to that of the 1939 Business Census. However, "custom trade" and "services incidental to transportation," which are no longer included in the standard classification of the service trade, are not covered by the 1948 Census. In a number of localities, these exclusions as well as other changes in the standard classification may have

a considerable effect in comparing 1948 with 1939 data, particularly with respect to establishment count.

Establishment definition.—For Census purposes, a business establishment is defined to include only enterprises conducted from a recognizable place of business, provided that the annual sales were in excess of \$5,000 for a wholesale trade establishment and \$500 for establishments in other trades. A detailed analysis of coverage will be provided in future Census of Business publications.

"Number of establishments" is the number of separate business locations, rather than the number of business companies or organizations, since the Census figures represent information reported separately for each business location or establishment. The establishment count reflects the number of places in business at the end of 1948 excluding administrative and executive offices of multiunit organizations, and "chain store" warehouses.

Sales and receipts.—"1948 sales and receipts" represents sales of merchandise and receipts from repairs and other services to customers. The figures reflect deductions for returned goods and allowances, but not for trade-in allowances; they exclude sales and excise taxes collected from customers and paid directly to any taxing agency.

Proprietors.—"Active proprietors..." represents owners and partners of unincorporated businesses who devoted the major portion of their time to the business in November 1948.

Employment.—"Number of paid employees..." represents all employees on the pay roll for the pay period ending nearest November 15, 1948. "Full workweek" employees, whether regular or seasonal, are those who in the November 15 pay period were paid for working at least the number of hours typically worked in a week by employees of the reporting establishment.

1948 CENSUS OF BUSINESS

RETAIL, WHOLESALE, SERVICE TRADES

U. S. DEPARTMENT OF COMMERCE
BUREAU OF THE CENSUS

PRELIMINARY

For Release March 20, 1950

Release Series BC-1P-25-026

LIBERTY COUNTY, MONT.

Retail, wholesale, and service establishments located in Liberty County, Montana, showed a substantial expansion in dollar volume of trade from 1939 to 1948 according to preliminary figures from the 1948 Census of Business released today by the Bureau of the Census, U. S. Department of Commerce.

Retail sales in the county during 1948 aggregated \$2.2 million, an increase of 267 percent over the \$0.6 million in 1939, when the preceding Census of Business was taken. Wholesale sales in the county reached a total of \$5.7 million in 1948 as compared with \$0.9 million in 1939. The service trades included in the Census of Business recorded receipts totaling \$26,000 in 1948 compared with \$11,000 in 1939.

Employment in the county also rose over the 9-year period between 1939 and 1948 for the above trades. Establishments in these trades reported a combined total of 86 paid employees for the workweek ended nearest November 15, 1948. This compared with a total of 50 employees reported for the week of November 15, 1939.

These preliminary figures have been derived from a Census report on Liberty County, Montana. Final figures, superseding the preliminary data for Liberty County, will be included in a Bulletin for the State of Montana to be issued in several months. Similar data will be made available this year in preliminary and final form for each of the counties and States. A single copy of the preliminary release for Liberty County as well as an order blank for other area releases may be obtained by writing to the Bureau of the Census, Washington 25, D. C.

Table 1.—CENSUS OF BUSINESS PRELIMINARY RESULTS FOR 1948, BY TRADE GROUP

LIBERTY COUNTY, MONT.

| Trade group and kind of business | Number of establishments | 1948 sales and receipts (Thousand dollars) | Active proprietors of unincorporated businesses Nov. 1948 | Paid employees, workweek ended nearest Nov. 15, 1948 | |
|--|---|---|--|--|-------------------------|
| | | | | Total employees ¹ | Full workweek employees |
| RETAIL TRADE, total | 37 | 2,164 | 39 | 65 | 55 |
| Food group | 6 | 330 | 7 | 8 | 7 |
| Eating and drinking places | 9 | 202 | 10 | 17 | 12 |
| Gasoline service stations | Included with "All other retail stores" | | | | |
| All other retail stores | 22 | 1,632 | 22 | 40 | 36 |
| WHOLESALE TRADE | 11 | 5,722 | 4 | 17 | |
| SELECTED SERVICE TRADES ^{2/} | 7 | 26 | 9 | 4 | |

x Not available.

^{1/} Includes employees paid for less than the full workweek.

^{2/} See General Description on last page for changes from the 1939 Census of Business in the coverage of Service Trades.

GENERAL DESCRIPTION OF PRELIMINARY RELEASES FOR THE 1948 CENSUS OF BUSINESS

This series of releases, of which one is planned for each county in the United States, presents preliminary results of the 1948 Census of Business. The information is based on reports submitted by business establishments for that Census. The figures shown are preliminary, and are subject to revision in the final Census publications, but the changes are expected to be relatively minor with respect to coverage. The final Census figures will be issued in a series of Business Census bulletins which will show additional detailed kind-of-business information for all places where there are a sufficient number of establishments.

The 1948 Census of Business was taken under the provision of the Act of June 19, 1948, which provides that the Business Census be taken for 1948 and for each fifth year thereafter. Previous Business Censuses were taken for the years 1929, 1933, 1935, and 1939.

Scope of the Census.—The 1948 Census of Business covered all establishments in the following trades, as defined by the Standard Industrial Classification Manual, May 1949 issue, of the Executive Office of the President: all retail trades; all wholesale trades; all service trades in the following four groups—personal services, business services, automobile repairs and services, and miscellaneous repair services; hotels; tourist courts and camps; and amusements, including motion picture theaters. Some important services not covered are radio broadcasting and television, medical and health, legal, educational, nonprofit, accounting, and domestic services.

This coverage is similar to that of the 1939 Business Census. However, "custom trades" and "services incidental to transportation," which are no longer included in the standard classification of the service trades, are not covered by the 1948 Census. In a number of localities, these exclusions as well as other changes in the standard classification may have a considerable effect in comparing

1948 with 1939 data, particularly with respect to establishment count.

Establishment definition.—For Census purposes, a business establishment is defined to include only enterprises conducted from a recognizable place of business, provided that the annual sales were in excess of \$5,000 for a wholesale trade establishment and \$500 for establishments in other trades. A detailed analysis of coverage will be provided in future Census of Business publications.

"Number of establishments" is the number of separate business locations, rather than the number of business companies or organizations, since the Census figures represent information reported separately for each business location or establishment. The establishment count reflects the number of places in business at the end of 1948 excluding administrative and executive offices of multiunit organizations, and "chain store" warehouses.

Sales and receipts.—"1948 sales and receipts" represents sales of merchandise and receipts from repairs and other services to customers. The figures reflect deductions for returned goods and allowances, but not for trade-in allowances; they exclude sales and excise taxes collected from customers and paid directly to any taxing agency.

Proprietors.—"Active proprietors..." represents owners and partners of unincorporated businesses who devoted the major portion of their time to the business in November 1948.

Employment.—"Number of paid employees..." represents all employees on the pay roll for the pay period ending nearest November 15, 1948. "Full workweek" employees, whether regular or seasonal, are those who in the November 15 pay period were paid for working at least the number of hours typically worked in a week by employees of the reporting establishment.

1948 CENSUS OF BUSINESS

RETAIL, WHOLESALE, SERVICE TRADES

U. S. DEPARTMENT OF COMMERCE
BUREAU OF THE CENSUS

PRELIMINARY

For Release March 20, 1950

Release Series BC-1P-25-028

McCONE COUNTY, MONT.

Retail, wholesale, and service establishments located in McCone County, Montana, showed a substantial expansion in dollar volume of trade from 1939 to 1948 according to preliminary figures from the 1948 Census of Business released today by the Bureau of the Census, U. S. Department of Commerce.

Retail sales in the county during 1948 aggregated \$1.9 million, an increase of 280 percent over the \$0.5 million in 1939, when the preceding Census of Business was taken. Wholesale sales in the county reached a total of \$2.4 million in 1948 as compared with \$0.2 million in 1939. The service trades included in the Census of Business recorded receipts totaling \$42,000 in 1948 compared with \$10,000 in 1939.

Employment in the county also rose over the 9-year period between 1939 and 1948 for the above trades. Establishments in these trades reported a combined total of 78 paid employees for the workweek ended nearest November 15, 1948. This compared with a total of 43 employees reported for the week of November 15, 1939.

These preliminary figures have been derived from a Census report on McCone County, Montana. Final figures, superseding the preliminary data for McCone County, will be included in a Bulletin for the State of Montana to be issued in several months. Similar data will be made available this year in preliminary and final form for each of the counties and States. A single copy of the preliminary release for McCone County as well as an order blank for other area releases may be obtained by writing to the Bureau of the Census, Washington 25, D. C.

Table 1.—CENSUS OF BUSINESS PRELIMINARY RESULTS FOR 1948, BY TRADE GROUP
McCONE COUNTY, MONT.

| Trade group and kind of business | Number of establishments | 1948 sales and receipts (Thousand dollars) | Active proprietors of unincorporated businesses Nov. 1948 | Paid employees, workweek ended nearest Nov. 15, 1948 | |
|---|---|---|--|--|-------------------------|
| | | | | Total employees ¹ | Full workweek employees |
| RETAIL TRADE, total..... | 36 | 1,877 | 39 | 65 | 51 |
| Food group..... | Included with "All other retail stores" | | | | |
| Eating and drinking places..... | 12 | 277 | 14 | 22 | 17 |
| Gasoline service stations..... | Included with "All other retail stores" | | | | |
| All other retail stores..... | 24 | 1,600 | 25 | 43 | 34 |
| WHOLESALE TRADE..... | 8 | 2,413 | 3 | 12 | |
| SELECTED SERVICE TRADES ^{2/} | 7 | 42 | 7 | 1 | |

x Not available.

^{1/} Includes employees paid for less than the full workweek.

^{2/} See General Description on last page for changes from the 1939 Census of Business in the coverage of Service Trades.

GENERAL DESCRIPTION OF PRELIMINARY RELEASES FOR THE 1948 CENSUS OF BUSINESS

This series of releases, of which one is planned for each county in the United States, presents preliminary results of the 1948 Census of Business. The information is based on reports submitted by business establishments for that Census. The figures shown are preliminary, and are subject to revision in the final Census publications, but the changes are expected to be relatively minor with respect to coverage. The final Census figures will be issued in a series of Business Census bulletins which will show additional detailed kind-of-business information for all places where there are a sufficient number of establishments.

The 1948 Census of Business was taken under the provision of the Act of June 19, 1948, which provides that the Business Census be taken for 1948 and for each fifth year thereafter. Previous Business Censuses were taken for the years 1929, 1933, 1935, and 1939.

Scope of the Census.—The 1948 Census of Business covered all establishments in the following trades, as defined by the Standard Industrial Classification Manual, May 1949 issue, of the Executive Office of the President: all retail trades; all wholesale trades; all service trades in the following four groups—personal services, business services, automobile repairs and services, and miscellaneous repair services; hotels; tourist courts and camps; and amusements, including motion picture theaters. Some important services not covered are radio broadcasting and television, medical and health, legal, educational, nonprofit, accounting, and domestic services.

This coverage is similar to that of the 1939 Business Census. However, "custom trades" and "services incidental to transportation," which are no longer included in the standard classification of the service trades, are not covered by the 1948 Census. In a number of localities, these exclusions as well as other changes in the standard classification may have a considerable effect in comparing

1948 with 1939 data, particularly with respect to establishment count.

Establishment definition.—For Census purposes, a business establishment is defined to include only enterprises conducted from a recognizable place of business, provided that the annual sales were in excess of \$5,000 for a wholesale trade establishment and \$500 for establishments in other trades. A detailed analysis of coverage will be provided in future Census of Business publications.

"Number of establishments" is the number of separate business locations, rather than the number of business companies or organizations, since the Census figures represent information reported separately for each business location or establishment. The establishment count reflects the number of places in business at the end of 1948 excluding administrative and executive offices of multiunit organizations, and "chain store" warehouses.

Sales and receipts.—"1948 sales and receipts" represents sales of merchandise and receipts from repairs and other services to customers. The figures reflect deductions for returned goods and allowances, but not for trade-in allowances; they exclude sales and excise taxes collected from customers and paid directly to any taxing agency.

Proprietors.—"Active proprietors..." represents owners and partners of unincorporated businesses who devoted the major portion of their time to the business in November 1948.

Employment.—"Number of paid employees..." represents all employees on the pay roll for the pay period ending nearest November 15, 1948. "Full workweek" employees, whether regular or seasonal, are those who in the November 15 pay period were paid for working at least the number of hours typically worked in a week by employees of the reporting establishment.

1948 CENSUS OF BUSINESS

RETAIL, WHOLESALE, SERVICE TRADES

U. S. DEPARTMENT OF COMMERCE
BUREAU OF THE CENSUS

PRELIMINARY

For Release March 20, 1950

Release Series BC-1P-25-030

MEAGHER COUNTY, MONT.

Retail establishments located in Meagher County, Montana, showed a substantial expansion in dollar volume of trade from 1939 to 1948 according to preliminary figures from the 1948 Census of Business released today by the Bureau of the Census, U. S. Department of Commerce.

Retail sales in the county during 1948 aggregated \$1.4 million, an increase of 75 percent over the \$0.8 million in 1939, when the preceding Census of Business was taken.

Employment in the county also rose over the 9-year period between 1939 and 1948 for the above trade. Retail establishments reported 64 paid employees for the workweek ended nearest November 15, 1948. This compared with a total of 51 employees reported for the week of November 15, 1939.

These preliminary figures have been derived from a Census report on Meagher County, Montana. Final figures, superseding the preliminary data for Meagher County, will be included in a Bulletin for the State of Montana to be issued in several months. Similar data will be made available this year in preliminary and final form for each of the counties and States. A single copy of the preliminary release for Meagher County as well as an order blank for other area releases may be obtained by writing to the Bureau of the Census, Washington 25, D. C.

Table 1.—CENSUS OF BUSINESS PRELIMINARY RESULTS FOR 1948, BY TRADE GROUP

MEAGHER COUNTY, MONT.

| Trade group and kind of business | Number of establishments | 1948 sales and receipts (Thousand dollars) | Active proprietors of unincorporated businesses Nov. 1948 | Paid employees, workweek ended nearest Nov. 15, 1948 | |
|---|--------------------------|---|--|--|-------------------------|
| | | | | Total employees ¹ | Full workweek employees |
| RETAIL TRADE, total..... | 42 | 1,414 | 42 | 64 | 48 |
| Food group..... | 6 | 195 | 7 | 11 | 6 |
| Eating and drinking places..... | 16 | 295 | 18 | 25 | 22 |
| Gasoline service stations..... | 5 | 178 | 3 | 3 | 3 |
| All other retail stores..... | 15 | 746 | 14 | 25 | 17 |
| SELECTED SERVICE TRADES ^{2/} | 7 | 27 | 7 | 1 | 1 |

^{1/} Includes employees paid for less than the full workweek.

^{2/} See General Description on last page for changes from the 1939 Census of Business in the coverage of Service Trades.

GENERAL DESCRIPTION OF PRELIMINARY RELEASES FOR THE
1948 CENSUS OF BUSINESS

This series of releases, of which one is planned for each county in the United States, presents preliminary results of the 1948 Census of Business. The information is based on reports submitted by business establishments for that Census. The figures shown are preliminary, and are subject to revision in the final Census publications, but the changes are expected to be relatively minor with respect to coverage. The final Census figures will be issued in a series of Business Census bulletins which will show additional detailed kind-of-business information for all places where there are a sufficient number of establishments.

The 1948 Census of Business was taken under the provision of the Act of June 19, 1948, which provides that the Business Census be taken for 1948 and for each fifth year thereafter. Previous Business Censuses were taken for the years 1929, 1933, 1935, and 1939.

Scope of the Census.—The 1948 Census of Business covered all establishments in the following trades, as defined by the Standard Industrial Classification Manual, May 1949 issue, of the Executive Office of the President: all retail trades; all wholesale trades; all service trades in the following four groups—personal services, business services, automobile repairs and services, and miscellaneous repair services; hotels; tourist courts and camps; and amusements, including motion picture theaters. Some important services not covered are radio broadcasting and television, medical and health, legal, educational, nonprofit, accounting, and domestic services.

This coverage is similar to that of the 1939 Business Census. However, "custom trades" and "services incidental to transportation," which are no longer included in the standard classification of the service trades, are not covered by the 1948 Census. In a number of localities, these exclusions as well as other changes in the standard classification may have a considerable effect in comparing

1948 with 1939 data, particularly with respect to establishment count.

Establishment definition.—For Census purposes, a business establishment is defined to include only enterprises conducted from a recognizable place of business, provided that the annual sales were in excess of \$5,000 for a wholesale trade establishment and \$500 for establishments in other trades. A detailed analysis of coverage will be provided in future Census of Business publications.

"Number of establishments" is the number of separate business locations, rather than the number of business companies or organizations, since the Census figures represent information reported separately for each business location or establishment. The establishment count reflects the number of places in business at the end of 1948 excluding administrative and executive offices of multiunit organizations, and "chain store" warehouses.

Sales and receipts.—"1948 sales and receipts" represents sales of merchandise and receipts from repairs and other services to customers. The figures reflect deductions for returned goods and allowances, but not for trade-in allowances; they exclude sales and excise taxes collected from customers and paid directly to any taxing agency.

Proprietors.—"Active proprietors..." represents owners and partners of unincorporated businesses who devoted the major portion of their time to the business in November 1948.

Employment.—"Number of paid employees..." represents all employees on the pay roll for the pay period ending nearest November 15, 1948. "Full workweek" employees, whether regular or seasonal, are those who in the November 15 pay period were paid for working at least the number of hours typically worked in a week by employees of the reporting establishment.

1948 CENSUS OF BUSINESS

RETAIL, WHOLESALE, SERVICE TRADES

U. S. DEPARTMENT OF COMMERCE
BUREAU OF THE CENSUS

PRELIMINARY

For Release March 6, 1950

Release Series BC-1P-25-031

MINERAL COUNTY, MONT.

Retail, establishments located in Mineral County Montana, showed a substantial expansion in volume of trade from 1939 to 1948 according to preliminary figures from the 1948 Census of Business released today by the Bureau of the Census, U. S. Department of Commerce.

Retail sales in the county during 1948 aggregated \$1.4 million, an increase of 180 percent over the \$0.5 million in 1939, when the preceding Census of Business was taken.

Employment in the county also rose over the 9-year period between 1939 and 1948 for the above trade. Retail establishments reported 50 paid employees for the workweek ended nearest November 15, 1948. This compared with a total of 22 employees reported for the week of November 15, 1939.

These preliminary figures have been derived from a Census report on Mineral County, Montana. Final figures, superseding the preliminary data, for Mineral County will be included in a Bulletin for the State of Montana to be issued in several months. Similar data will be made available this year in preliminary and final form for each of the counties and States. A single copy of the preliminary release for Mineral County as well as an order blank for other area releases may be obtained by writing to the Bureau of the Census, Washington 25, D. C.

Table 1.—CENSUS OF BUSINESS PRELIMINARY RESULTS FOR 1948, BY TRADE GROUP
MINERAL COUNTY, MONT.

| Trade group and kind of business | Number of establishments | 1948 sales and receipts (Thousand dollars) | Active proprietors of unincorporated businesses Nov. 1948 | Paid employees, workweek ended nearest Nov. 15, 1948 | |
|----------------------------------|--------------------------|---|--|--|-------------------------|
| | | | | Total employees ¹ | Full workweek employees |
| RETAIL TRADE, total..... | 56 | 1,388 | 75 | 50 | 38 |
| Food group..... | 13 | 361 | 19 | 7 | 7 |
| Eating and drinking places..... | 20 | 419 | 27 | 30 | 23 |
| Gasoline service stations..... | 12 | 286 | 16 | 3 | 2 |
| All other retail stores | 11 | 322 | 13 | 10 | 6 |
| TOURIST COURTS AND CAMPS. | 10 | 43 | 12 | 2 | 2 |

¹/ Includes employees paid for less than the full workweek.

GENERAL DESCRIPTION OF PRELIMINARY RELEASES FOR THE 1948 CENSUS OF BUSINESS

This series of releases, of which one is planned for each county in the United States, presents preliminary results of the 1948 Census of Business. The information is based on reports submitted by business establishments for that Census. The figures shown are preliminary, and are subject to revision in the final Census publications, but the changes are expected to be relatively minor with respect to coverage. The final Census figures will be issued in a series of Business Census bulletins which will show additional detailed kind-of-business information for all places where there are a sufficient number of establishments.

The 1948 Census of Business was taken under the provision of the Act of June 19, 1948, which provides that the Business Census be taken for 1948 and for each fifth year thereafter. Previous Business Censuses were taken for the years 1929, 1933, 1935, and 1939.

Scope of the Census.—The 1948 Census of Business covered all establishments in the following trades, as defined by the Standard Industrial Classification Manual, May 1949 issue, of the Executive Office of the President: all retail trades; all wholesale trades; all service trades in the following four groups—personal services, business services, automobile repairs and services, and miscellaneous repair services; hotels; tourist courts and camps; and amusements, including motion picture theaters. Some important services not covered are radio broadcasting and television, medical and health, legal, educational, nonprofit, accounting, and domestic services.

This coverage is similar to that of the 1939 Business Census. However, "custom trades" and "services incidental to transportation," which are no longer included in the standard classification of the service trades, are not covered by the 1948 Census. In a number of localities, these exclusions as well as other changes in the standard classification may have a considerable effect in comparing

1948 with 1939 data, particularly with respect to establishment count.

Establishment definition.—For Census purposes, a business establishment is defined to include only enterprises conducted from a recognizable place of business, provided that the annual sales were in excess of \$5,000 for a wholesale trade establishment and \$500 for establishments in other trades. A detailed analysis of coverage will be provided in future Census of Business publications.

"Number of establishments" is the number of separate business locations, rather than the number of business companies or organizations, since the Census figures represent information reported separately for each business location or establishment. The establishment count reflects the number of places in business at the end of 1948 excluding administrative and executive offices of multiunit organizations, and "chain store" warehouses.

Sales and receipts.—"1948 sales and receipts" represents sales of merchandise and receipts from repairs and other services to customers. The figures reflect deductions for returned goods and allowances, but not for trade-in allowances; they exclude sales and excise taxes collected from customers and paid directly to any taxing agency.

Proprietors.—"Active proprietors..." represents owners and partners of unincorporated businesses who devoted the major portion of their time to the business in November 1948.

Employment.—"Number of paid employees..." represents all employees on the pay roll for the pay period ending nearest November 15, 1948. "Full workweek" employees, whether regular or seasonal, are those who in the November 15 pay period were paid for working at least the number of hours typically worked in a week by employees of the reporting establishment.

1948 CENSUS OF BUSINESS
RETAIL, WHOLESALE, SERVICE TRADES

U. S. DEPARTMENT OF COMMERCE
BUREAU OF THE CENSUS

PRELIMINARY

For Release March 6, 1950

Release Series BC-1P-25-032

MISSOULA COUNTY, MONT.

Retail, wholesale, and service establishments located in Missoula County, Montana, showed a substantial expansion in dollar volume of trade from 1939 to 1948 according to preliminary figures from the 1948 Census of Business released today by the Bureau of the Census, U. S. Department of Commerce.

Retail sales in the county during 1948 aggregated \$37.8 million, an increase of 147 percent over the \$15.3 million in 1939, when the preceding Census of Business was taken. Wholesale sales in the county reached a total of \$24.9 million in 1948 as compared with \$7.2 million in 1939. The service trades included in the Census of Business recorded receipts totaling \$2.2 million in 1948 compared with \$0.8 million in 1939.

Employment in the county also rose over the nine-year period between 1939 and 1948 for the above trades. Establishments in these trades reported 2,892 paid employees for the workweek ended nearest November 15, 1948. This compared with a total of 2,100 employees reported for the week of November 15, 1939.

These preliminary figures have been derived from a Census report on Missoula County, Montana, which also includes data for Missoula city. Final figures, superseding the preliminary data, for Missoula County will be included in a Bulletin for the State of Montana to be issued in several months. Similar data will be made available this year in preliminary and final form for each of the counties and States. A single copy of the preliminary release for Missoula County as well as an order blank for other area releases may be obtained by writing to the Bureau of the Census, Washington 25, D. C.

Table 1.—CENSUS OF BUSINESS PRELIMINARY RESULTS FOR 1948, BY TRADE GROUP
MISSOULA COUNTY, MONT.

| Trade group and kind of business | Number of establishments | 1948 sales and receipts (Thousand dollars) | Active proprietors of unincorporated businesses Nov. 1948 | Paid employees, workweek ended nearest Nov. 15, 1948 | |
|--|--------------------------|---|--|--|-------------------------|
| | | | | Total employees ¹ | Full workweek employees |
| RETAIL TRADE, total..... | 397 | 37,795 | 412 | 1,871 | 1,478 |
| Food group..... | 91 | 8,183 | 103 | 244 | 186 |
| Eating and drinking places..... | 100 | 3,726 | 120 | 427 | 340 |
| General merchandise group, general stores | 9 | 3,074 | 4 | 224 | 146 |
| Apparel group..... | 25 | 2,151 | 20 | 121 | 88 |
| Furniture-home furnishings-appliance grp | 21 | 1,499 | 17 | 88 | 69 |
| Automotive group..... | 28 | 8,552 | 19 | 299 | 286 |
| Gasoline service stations..... | 52 | 1,853 | 65 | 76 | 50 |
| Lumber-building-hardware group..... | 19 | 3,523 | 13 | 144 | 130 |
| Drug and proprietary stores..... | 11 | 1,465 | 7 | 77 | 54 |
| All other retail stores..... | 41 | 3,769 | 44 | 171 | 129 |
| WHOLESALE TRADE, total..... | 44 | 24,892 | 15 | 684 | x |
| Merchant wholesalers..... | 26 | 18,648 | 14 | 594 | x |
| Other wholesale..... | 18 | 6,244 | 1 | 90 | x |
| SELECTED SERVICE TRADES, ^{2/} total..... | 114 | 2,188 | 139 | 337 | 299 |
| Personal services..... | 61 | 1,155 | 75 | 260 | 236 |
| Business services..... | 9 | 112 | 11 | 17 | 16 |
| Automotive repairs and services..... | 23 | 553 | 31 | 32 | 25 |
| Other repair services..... | 21 | 368 | 22 | 28 | 22 |
| TOURIST COURTS AND CAMPS..... | 26 | 221 | 29 | 11 | 9 |
| AMUSEMENTS..... | 13 | 671 | 10 | 62 | x |

x Not available.

^{1/} Includes employees paid for less than the full workweek.

^{2/} See General Description on last page for changes from the 1939 Census of Business in the coverage of Service Trades.

Table 2.—CENSUS OF BUSINESS PRELIMINARY RESULTS FOR 1948 FOR CITIES OF 2,500 INHABITANTS OR MORE
MISSOULA COUNTY, MONT.

(Data omitted for trade groups where necessary to avoid disclosure)

| City and trade group ¹ | Number of establishments | 1948 sales and receipts (Thousand dollars) | Active proprietors of unincorporated businesses Nov. 1948 | Paid employees, workweek ended nearest Nov. 15, 1948 | |
|------------------------------------|--------------------------|---|--|--|-------------------------|
| | | | | Total employees ² | Full workweek employees |
| Missoula: | | | | | |
| Retail trade..... | 308 | 34,420 | 304 | 1,739 | 1,379 |
| Selected service trades.... | 99 | 2,073 | 118 | 319 | 282 |
| Tourist courts and camps... | 16 | 172 | 17 | 8 | 7 |
| Remainder of county: ^{3/} | | | | | |
| Retail trade..... | 89 | 3,375 | 108 | 132 | 99 |
| Selected service trades.... | 15 | 115 | 21 | 18 | 17 |
| Tourist courts and camps... | 10 | 49 | 12 | 3 | 2 |

1/ See General Description on this page for changes from the 1939 Census of Business in the coverage of Service Trades.

2/ Includes employees paid for less than the full workweek.

3/ Includes figures for establishments not located in cities of 2,500 inhabitants or more.

GENERAL DESCRIPTION OF PRELIMINARY RELEASES FOR THE 1948 CENSUS OF BUSINESS

This series of releases, of which one is planned for each county in the United States, presents preliminary results of the 1948 Census of Business. The information is based on reports submitted by business establishments for that Census. The figures shown are preliminary, and are subject to revision in the final Census publications, but the changes are expected to be relatively minor with respect to coverage. The final Census figures will be issued in a series of Business Census bulletins which will show additional detailed kind-of-business information for all places where there are a sufficient number of establishments.

The 1948 Census of Business was taken under the provision of the Act of June 19, 1948, which provides that the Business Census be taken for 1948 and for each fifth year thereafter. Previous Business Censuses were taken for the years 1929, 1933, 1935, and 1939.

Scope of the Census.—The 1948 Census of Business covered all establishments in the following trades, as defined by the Standard Industrial Classification Manual, May 1949 issue, of the Executive Office of the President: all retail trades; all wholesale trades; all service trades in the following four groups—personal services, business services, automobile repairs and services, and miscellaneous repair services; hotels; tourist courts and camps; and amusements, including motion picture theaters. Some important services not covered are radio broadcasting and television, medical and health, legal, educational, nonprofit, accounting, and domestic services.

This coverage is similar to that of the 1939 Business Census. However, "custom trades" and "services incidental to transportation," which are no longer included in the standard classification of the service trades, are not covered by the 1948 Census. In a number of localities, these exclusions as well as other changes in the standard classification may have

a considerable effect in comparing 1948 with 1939 data, particularly with respect to establishment count.

Establishment definition.—For Census purposes, a business establishment is defined to include only enterprises conducted from a recognizable place of business, provided that the annual sales were in excess of \$5,000 for a wholesale trade establishment and \$500 for establishments in other trades. A detailed analysis of coverage will be provided in future Census of Business publications.

"Number of establishments" is the number of separate business locations, rather than the number of business companies or organizations, since the Census figures represent information reported separately for each business location or establishment. The establishment count reflects the number of places in business at the end of 1948 excluding administrative and executive offices of multiunit organizations, and "chain store" warehouses.

Sales and receipts.—"1948 sales and receipts" represents sales of merchandise and receipts from repairs and other services to customers. The figures reflect deductions for returned goods and allowances, but not for trade-in allowances; they exclude sales and excise taxes collected from customers and paid directly to any taxing agency.

Proprietors.—"Active proprietors..." represents owners and partners of unincorporated businesses who devoted the major portion of their time to the business in November 1948.

Employment.—"Number of paid employees..." represents all employees on the pay roll for the pay period ending nearest November 15, 1948. "Full workweek" employees, whether regular or seasonal, are those who in the November 15 pay period were paid for working at least the number of hours typically worked in a week by employees of the reporting establishment.



1948 CENSUS OF BUSINESS

RETAIL, WHOLESALE, SERVICE TRADES

U. S. DEPARTMENT OF COMMERCE
BUREAU OF THE CENSUS

PRELIMINARY

For Release May 8, 1950

Release Series BC-1P-25-033

MUSSELHELL COUNTY, MONT.

Retail, wholesale, and service establishments located in Musselshell County, Montana, showed a substantial expansion in dollar volume of trade from 1939 to 1948 according to preliminary figures from the 1948 Census of Business released today by the Bureau of the Census, U. S. Department of Commerce.

Retail sales in the county during 1948 aggregated \$4.8 million, an increase of 153 percent over the \$1.9 million in 1939, when the preceding Census of Business was taken. Wholesale sales in the county reached a total of \$1.6 million in 1948 as compared with \$0.6 million in 1939. The service trades included in the Census of Business recorded receipts totaling \$86,000 in 1948 compared with \$40,000 in 1939.

Employment in the county also rose over the 9-year period between 1939 and 1948 for the above trades. Establishments in these trades reported a combined total of 268 paid employees for the workweek ended nearest November 15, 1948. This compared with a total of 172 employees reported for the week of November 15, 1939.

These preliminary figures have been derived from a Census report on Musselshell County, Montana, which also includes data for the city of Roundup. Final figures, superseding the preliminary data for Musselshell County, will be included in a Bulletin for the State of Montana to be issued in several months. Similar data will be made available this year in preliminary and final form for each of the counties and States. A single copy of the preliminary release for Musselshell County as well as an order blank for other area releases may be obtained by writing to the Bureau of the Census, Washington 25, D. C.

Table 1.—CENSUS OF BUSINESS PRELIMINARY RESULTS FOR 1948, BY TRADE GROUP
MUSSELHELL COUNTY, MONT.

| Trade group and kind of business | Number of establishments | 1948 sales and receipts (Thousand dollars) | Active proprietors of unincorporated businesses Nov. 1948 | Paid employees, workweek ended nearest Nov. 15, 1948 | |
|---|--------------------------|---|--|--|-------------------------|
| | | | | Total employees ¹ | Full workweek employees |
| RETAIL TRADE, total..... | 81 | 4,785 | 87 | 241 | 199 |
| Food group..... | 19 | 1,162 | 24 | 35 | 25 |
| Eating and drinking places..... | 25 | 755 | 30 | 89 | 71 |
| Gasoline service stations..... | 9 | 313 | 11 | 9 | 8 |
| All other retail stores..... | 28 | 2,555 | 22 | 108 | 95 |
| WHOLESALE TRADE..... | 10 | 1,641 | 8 | 17 | x |
| SELECTED SERVICE TRADES ^{2/} | 15 | 86 | 18 | 10 | 9 |
| HOTELS..... | 8 | 85 | 8 | 14 | 11 |

x Not available.

^{1/} Includes employees paid for less than the full workweek.

^{2/} See General Description on last page for changes from the 1939 Census of Business in the coverage of Service Trades.

Table 2.—CENSUS OF BUSINESS PRELIMINARY RESULTS FOR 1948 FOR CITIES OF 2,500 INHABITANTS OR MORE
MUSSELSHELL COUNTY, MONT.

(Data omitted for trade groups where necessary to avoid disclosure)

| City and trade group | Number of establishments | 1948 sales and receipts (Thousand dollars) | Active proprietors of unincorporated businesses Nov. 1948 | Paid employees, workweek ended nearest Nov. 15, 1948 | |
|----------------------|--------------------------|---|--|--|-------------------------|
| | | | | Total employees ^{1/} | Full workweek employees |
| Roundup: | | | | | |
| Retail trade..... | 55 | 4,153 | 58 | 214 | 177 |
| Remainder of county: | | | | | |
| Retail trade..... | 26 | 632 | 29 | 27 | 22 |

^{1/} Includes employees paid for less than the full workweek.

GENERAL DESCRIPTION OF PRELIMINARY RELEASES FOR THE 1948 CENSUS OF BUSINESS

This series of releases, of which one is planned for each county in the United States, presents preliminary results of the 1948 Census of Business. The information is based on reports submitted by business establishments for that Census. The figures shown are preliminary, and are subject to revision in the final Census publications, but the changes are expected to be relatively minor with respect to coverage. The final Census figures will be issued in a series of Business Census bulletins which will show additional detailed kind-of-business information for all places where there are a sufficient number of establishments.

The 1948 Census of Business was taken under the provision of the Act of June 19, 1948, which provides that the Business Census be taken for 1948 and for each fifth year thereafter. Previous Business Censuses were taken for the years 1929, 1933, 1935, and 1939.

Scope of the Census.—The 1948 Census of Business covered all establishments in the following trades, as defined by the Standard Industrial Classification Manual, May 1949 issue, of the Executive Office of the President: all retail trades; all wholesale trades; all service trades in the following four groups—personal services, business services, automobile repairs and services, and miscellaneous repair services; hotels; tourist courts and camps; and amusements, including motion picture theaters. Some important services not covered are radio broadcasting and television, medical and health, legal, educational, nonprofit, accounting, and domestic services.

This coverage is similar to that of the 1939 Business Census. However, "custom trades" and "services incidental to transportation," which are no longer included in the standard classification of the service trades, are not covered by the 1948 Census. In a number of localities, these exclusions as well as

other changes in the standard classification may have a considerable effect in comparing 1948 with 1939 data, particularly with respect to establishment count.

Establishment definition.—For Census purposes, a business establishment is defined to include only enterprises conducted from a recognizable place of business, provided that the annual sales were in excess of \$5,000 for a wholesale trade establishment and \$500 for establishments in other trades. A detailed analysis of coverage will be provided in future Census of Business publications.

"Number of establishments" is the number of separate business locations, rather than the number of business companies or organizations, since the Census figures represent information reported separately for each business location or establishment. The establishment count reflects the number of places in business at the end of 1948 excluding administrative and executive offices of multinational organizations, and "chain store" warehouses.

Sales and receipts.—"1948 sales and receipts" represents sales of merchandise and receipts from repairs and other services to customers. The figures reflect deductions for returned goods and allowances, but not for trade-in allowances; they exclude sales and excise taxes collected from customers and paid directly to any taxing agency.

Proprietors.—"Active proprietors..." represents owners and partners of unincorporated businesses who devoted the major portion of their time to the business in November 1948.

Employment.—"Number of paid employees..." represents all employees on the pay roll for the pay period ending nearest November 15, 1948. "Full workweek" employees, whether regular or seasonal, are those who in the November 15 pay period were paid for working at least the number of hours typically worked in a week by employees of the reporting establishment.

1948 CENSUS OF BUSINESS

RETAIL, WHOLESALE, SERVICE TRADES

U. S. DEPARTMENT OF COMMERCE
BUREAU OF THE CENSUS

PRELIMINARY

For Release March 20, 1950

Release Series BC-1P-25-034

PARK COUNTY, MONT.

Retail, wholesale, and service establishments located in Park County, Montana, showed a substantial expansion in dollar volume of trade from 1939 to 1948 according to preliminary figures from the 1948 Census of Business released today by the Bureau of the Census, U. S. Department of Commerce.

Retail sales in the county during 1948 aggregated \$13.9 million, an increase of 190 percent over the \$4.8 million in 1939, when the preceding Census of Business was taken. Wholesale sales in the county reached a total of \$4.3 million in 1948 as compared with \$1.3 million in 1939. The service trades included in the Census of Business recorded receipts totaling \$584,000 in 1948 compared with \$195,000 in 1939.

Employment in the county also rose over the 9-year period between 1939 and 1948 for the above trades. Establishments in these trades reported a combined total of 823 paid employees for the workweek ended nearest November 15, 1948. This compared with a total of 566 employees reported for the week of November 15, 1939.

These preliminary figures have been derived from a Census report on Park County, Montana, which also includes data for the city of Livingston. Final figures, superseding the preliminary data for Park County, will be included in a Bulletin for the State of Montana to be issued in several months. Similar data will be made available this year in preliminary and final form for each of the counties and States. A single copy of the preliminary release for Park County as well as an order blank for other area releases may be obtained by writing to the Bureau of the Census, Washington 25, D. C.

Table 1.—CENSUS OF BUSINESS PRELIMINARY RESULTS FOR 1948, BY TRADE GROUP
PARK COUNTY, MONT.

| Trade group and kind of business | Number of establishments | 1948 sales and receipts (Thousand dollars) | Active proprietors of unincorporated businesses Nov. 1948 | Paid employees, workweek ended nearest Nov. 15, 1948 | |
|---|--------------------------|---|--|--|-------------------------|
| | | | | Total employees ¹ | Full workweek employees |
| RETAIL TRADE, total..... | 252 | 13,916 | 275 | 678 | 572 |
| Food group..... | 40 | 2,957 | 45 | 85 | 67 |
| Eating and drinking places..... | 73 | 1,917 | 92 | 193 | 173 |
| General merchandise group, general stores | 11 | 1,034 | 6 | 72 | 59 |
| Apparel group..... | 13 | 843 | 14 | 38 | 30 |
| Furniture-home furnishings-appliance grp | 8 | 319 | 8 | 13 | 13 |
| Automotive group..... | 12 | 2,287 | 9 | 90 | 85 |
| Gasoline service stations..... | 40 | 1,289 | 41 | 44 | 32 |
| Lumber-building-hardware group..... | 12 | 1,730 | 10 | 64 | 57 |
| Drug and proprietary stores..... | 8 | 409 | 12 | 35 | 30 |
| All other retail stores ² | 35 | 1,131 | 38 | 44 | 26 |
| WHOLESALE TRADE, total..... | 25 | 4,259 | 19 | 66 | x |
| Merchant wholesalers..... | 9 | 1,649 | 7 | 43 | x |
| Other wholesale..... | 16 | 2,610 | 12 | 23 | x |
| SELECTED SERVICE TRADES, ^{2/} total..... | 46 | 584 | 45 | 79 | 66 |
| Personal services..... | 29 | 392 | 28 | 66 | 55 |
| All other service trades..... | 17 | 192 | 17 | 13 | 11 |
| HOTELS..... | 15 | 478 | 17 | 71 | 67 |
| TOURIST COURTS AND CAMPS..... | 29 | 221 | 30 | 15 | 11 |
| AMUSEMENTS..... | 10 | 245 | 5 | 41 | x |

x Not available.

1/ Includes employees paid for less than the full workweek.

2/ See General Description on last page for changes from the 1939 Census of Business in the coverage of Service Trades.

Table 2.—CENSUS OF BUSINESS PRELIMINARY RESULTS FOR 1948 FOR CITIES OF 2,500 INHABITANTS OR MORE

PARK COUNTY, MONT.

(Data omitted for trade groups where necessary to avoid disclosure)

| City and trade group | Number of establishments | 1948 sales and receipts (Thousand dollars) | Active proprietors of unincorporated businesses Nov. 1948 | Paid employees, workweek ended nearest Nov. 15, 1948 | |
|------------------------------------|--------------------------|---|--|--|-------------------------|
| | | | | Total employees ^{1/} | Full workweek employees |
| Livingston: | | | | | |
| Retail trade..... | 166 | 11,785 | 184 | 568 | 479 |
| Wholesale trade..... | 16 | 3,322 | 13 | 53 | x |
| Remainder of county: ^{2/} | | | | | |
| Retail trade..... | 86 | 2,131 | 91 | 110 | 93 |
| Wholesale trade..... | 9 | 937 | 6 | 13 | x |

x Not available.

^{1/} Includes employees paid for less than the full workweek.^{2/} Includes figures for establishments, other than wholesale, not located in cities of 2,500 inhabitants or more, and wholesale establishments not located in cities of 5,000 inhabitants or more.

GENERAL DESCRIPTION OF PRELIMINARY RELEASES FOR THE 1948 CENSUS OF BUSINESS

This series of releases, of which one is planned for each county in the United States, presents preliminary results of the 1948 Census of Business. The information is based on reports submitted by business establishments for that Census. The figures shown are preliminary, and are subject to revision in the final Census publications, but the changes are expected to be relatively minor with respect to coverage. The final Census figures will be issued in a series of Business Census bulletins which will show additional detailed kind-of-business information for all places where there are a sufficient number of establishments.

The 1948 Census of Business was taken under the provision of the Act of June 19, 1948, which provides that the Business Census be taken for 1948 and for each fifth year thereafter. Previous Business Censuses were taken for the years 1929, 1933, 1935, and 1939.

Scope of the Census.—The 1948 Census of Business covered all establishments in the following trades, as defined by the Standard Industrial Classification Manual, May 1949 issue, of the Executive Office of the President: all retail trades; all wholesale trades; all service trades in the following four groups—personal services, business services, automobile repairs and services, and miscellaneous repair services; hotels; tourist courts and camps; and amusements, including motion picture theaters. Some important services not covered are radio broadcasting and television, medical and health, legal, educational, nonprofit, accounting, and domestic services.

This coverage is similar to that of the 1939 Business Census. However, "custom trades" and "services incidental to transportation," which are no longer included in the standard classification of the service trades, are not covered by the 1948 Census. In a number of localities, these exclusions as well as other changes in the standard classification may have

a considerable effect in comparing 1948 with 1939 data, particularly with respect to establishment count.


Establishment definition.—For Census purposes, a business establishment is defined to include only enterprises conducted from a recognizable place of business, provided that the annual sales were in excess of \$5,000 for a wholesale trade establishment and \$500 for establishments in other trades. A detailed analysis of coverage will be provided in future Census of Business publications.

"Number of establishments" is the number of separate business locations, rather than the number of business companies or organizations, since the Census figures represent information reported separately for each business location or establishment. The establishment count reflects the number of places in business at the end of 1948 excluding administrative and executive offices of multiunit organizations, and "chain store" warehouses.

Sales and receipts.—"1948 sales and receipts" represents sales of merchandise and receipts from repairs and other services to customers. The figures reflect deductions for returned goods and allowances, but not for trade-in allowances; they exclude sales and excise taxes collected from customers and paid directly to any taxing agency.

Proprietors.—"Active proprietors..." represents owners and partners of unincorporated businesses who devoted the major portion of their time to the business in November 1948.

Employment.—"Number of paid employees..." represents all employees on the pay roll for the pay period ending nearest November 15, 1948. "Full workweek" employees, whether regular or seasonal, are those who in the November 15 pay period were paid for working at least the number of hours typically worked in a week by employees of the reporting establishment.



1948 CENSUS OF BUSINESS

RETAIL, WHOLESALE, SERVICE TRADES

U. S. DEPARTMENT OF COMMERCE
BUREAU OF THE CENSUS

PRELIMINARY

For Release March 22, 1950

Release Series BC-1P-25-035

PETROLEUM COUNTY, MONT.

Retail establishments located in Petroleum County Montana, showed a substantial expansion in dollar volume of trade from 1939 to 1948 according to preliminary figures from the 1948 Census of Business released today by the Bureau of the Census, U. S. Department of Commerce.

Retail sales in the county during 1948 aggregated \$557,000, an increase of 156 percent over the \$218,000 in 1939, when the preceding Census of Business was taken.

Employment in the county also rose over the 9-year period between 1939 and 1948 for the above trade. Retail establishments reported 29 paid employees for the workweek ended nearest November 15, 1948. This compared with a total of 21 employees reported for the week of November 15, 1939.

These preliminary figures have been derived from a Census report on Petroleum County, Montana. Final figures, superseding the preliminary data for Petroleum County, will be included in a Bulletin for the State of Montana to be issued in several months. Similar data will be made available this year in preliminary and final form for each of the counties and States. A single copy of the preliminary release for Petroleum County as well as an order blank for other area releases may be obtained by writing to the Bureau of the Census, Washington 25, D. C.

Table 1.—CENSUS OF BUSINESS PRELIMINARY RESULTS FOR 1948, BY TRADE GROUP

PETROLEUM COUNTY, MONT.

| Trade group and kind of business | Number of establishments | 1948 sales and receipts (Thousand dollars) | Active proprietors of unincorporated businesses Nov. 1948 | Paid employees, workweek ended nearest Nov. 15, 1948 | |
|----------------------------------|--------------------------|---|--|--|-------------------------|
| | | | | Total employees ¹ | Full workweek employees |
| RETAIL TRADE, total | 16 | 557 | 12 | 29 | 21 |
| Food group..... | | Included in "All other retail stores" | | | |
| Eating and drinking places..... | 5 | 88 | 4 | 9 | 5 |
| Gasoline service stations..... | | Included in "All other retail stores" | | | |
| All other retail stores..... | 11 | 469 | 8 | 20 | 16 |

¹/ Includes employees paid for less than the full workweek.

GENERAL DESCRIPTION OF PRELIMINARY RELEASES FOR THE 1948 CENSUS OF BUSINESS

This series of releases, of which one is planned for each county in the United States, presents preliminary results of the 1948 Census of Business. The information is based on reports submitted by business establishments for that Census. The figures shown are preliminary, and are subject to revision in the final Census publications, but the changes are expected to be relatively minor with respect to coverage. The final Census figures will be issued in a series of Business Census bulletins which will show additional detailed kind-of-business information for all places where there are a sufficient number of establishments.

The 1948 Census of Business was taken under the provision of the Act of June 19, 1948, which provides that the Business Census be taken for 1948 and for each fifth year thereafter. Previous Business Censuses were taken for the years 1929, 1933, 1935, and 1939.

Scope of the Census.—The 1948 Census of Business covered all establishments in the following trades, as defined by the Standard Industrial Classification Manual, May 1949 issue, of the Executive Office of the President: all retail trades; all wholesale trades; all service trades in the following four groups—personal services, business services, automobile repairs and services, and miscellaneous repair services; hotels; tourist courts and camps; and amusements, including motion picture theaters. Some important services not covered are radio broadcasting and television, medical and health, legal, educational, nonprofit, accounting, and domestic services.

This coverage is similar to that of the 1939 Business Census. However, "custom trades" and "services incidental to transportation," which are no longer included in the standard classification of the service trades, are not covered by the 1948 Census. In a number of localities, these exclusions as well as other changes in the standard classification may have a considerable effect in comparing

1948 with 1939 data, particularly with respect to establishment count.

Establishment definition.—For Census purposes, a business establishment is defined to include only enterprises conducted from a recognizable place of business, provided that the annual sales were in excess of \$5,000 for a wholesale trade establishment and \$500 for establishments in other trades. A detailed analysis of coverage will be provided in future Census of Business publications.

"Number of establishments" is the number of separate business locations, rather than the number of business companies or organizations, since the Census figures represent information reported separately for each business location or establishment. The establishment count reflects the number of places in business at the end of 1948 excluding administrative and executive offices of multiunit organizations, and "chain store" warehouses.

Sales and receipts.—"1948 sales and receipts" represents sales of merchandise and receipts from repairs and other services to customers. The figures reflect deductions for returned goods and allowances, but not for trade-in allowances; they exclude sales and excise taxes collected from customers and paid directly to any taxing agency.

Proprietors.—"Active proprietors..." represents owners and partners of unincorporated businesses who devoted the major portion of their time to the business in November 1948.

Employment.—"Number of paid employees..." represents all employees on the pay roll for the pay period ending nearest November 15, 1948. "Full workweek" employees, whether regular or seasonal, are those who in the November 15 pay period were paid for working at least the number of hours typically worked in a week by employees of the reporting establishment.

1948 CENSUS OF BUSINESS

RETAIL, WHOLESALE, SERVICE TRADES

U. S. DEPARTMENT OF COMMERCE
BUREAU OF THE CENSUS

PRELIMINARY

For Release April 6, 1950

Release Series BC-1P-25-036

PHILLIPS COUNTY, MONT.

Retail, wholesale, and service establishments located in Phillips County, Montana, showed a substantial expansion in dollar volume of trade from 1939 to 1948 according to preliminary figures from the 1948 Census of Business released today by the Bureau of the Census, U. S. Department of Commerce.

Retail sales in the county during 1948 aggregated \$5.9 million, an increase of 146 percent over the \$2.4 million in 1939, when the preceding Census of Business was taken. Wholesale sales in the county reached a total of \$3.6 million in 1948 as compared with \$0.8 million in 1939. The service trades included in the Census of Business recorded receipts totaling \$154,000 in 1948 compared with \$80,000 in 1939.

Employment in the county also rose over the 9-year period between 1939 and 1948 for the above trades. Establishments in these trades reported a combined total of 312 paid employees for the workweek ended nearest November 15, 1948. This compared with a total of 298 employees reported for the week of November 15, 1939.

These preliminary figures have been derived from a Census report on Phillips County, Montana. Final figures, superseding the preliminary data for Phillips County, will be included in a Bulletin for the State of Montana to be issued in several months. Similar data will be made available this year in preliminary and final form for each of the counties and States. A single copy of the preliminary release for Phillips County as well as an order blank for other area releases may be obtained by writing to the Bureau of the Census, Washington 25, D. C.

Table 1.—CENSUS OF BUSINESS PRELIMINARY RESULTS FOR 1948, BY TRADE GROUP
PHILLIPS COUNTY, MONT.

| Trade group and kind of business | Number of establishments | 1948 sales and receipts (Thousand dollars) | Active proprietors of unincorporated businesses Nov. 1948 | Paid employees, workweek ended nearest Nov. 15, 1948 | |
|---|--------------------------|---|--|--|-------------------------|
| | | | | Total employees ¹ | Full workweek employees |
| RETAIL TRADE, total..... | 98 | 5,911 | 101 | 266 | 232 |
| Food group..... | 12 | 1,155 | 10 | 37 | 28 |
| Eating and drinking places..... | 29 | 805 | 45 | 72 | 65 |
| Gasoline service stations..... | 8 | 205 | 8 | 9 | 8 |
| All other retail stores..... | 49 | 3,746 | 38 | 148 | 131 |
| WHOLESALE TRADE..... | 23 | 3,629 | 9 | 33 | x |
| SELECTED SERVICE TRADES ^{2/} | 15 | 154 | 16 | 13 | 11 |

x Not available.

^{1/} Includes employees paid for less than the full workweek.

^{2/} See General Description on last page for changes from the 1939 Census of Business in the coverage of Service Trades.

GENERAL DESCRIPTION OF PRELIMINARY RELEASES FOR THE 1948 CENSUS OF BUSINESS

This series of releases, of which one is planned for each county in the United States, presents preliminary results of the 1948 Census of Business. The information is based on reports submitted by business establishments for that Census. The figures shown are preliminary, and are subject to revision in the final Census publications, but the changes are expected to be relatively minor with respect to coverage. The final Census figures will be issued in a series of Business Census bulletins which will show additional detailed kind-of-business information for all places where there are a sufficient number of establishments.

The 1948 Census of Business was taken under the provision of the Act of June 19, 1948, which provides that the Business Census be taken for 1948 and for each fifth year thereafter. Previous Business Censuses were taken for the years 1929, 1933, 1935, and 1939.

Scope of the Census.—The 1948 Census of Business covered all establishments in the following trades, as defined by the Standard Industrial Classification Manual, May 1949 issue, of the Executive Office of the President: all retail trades; all wholesale trades; all service trades in the following four groups—personal services, business services, automobile repairs and services, and miscellaneous repair services; hotels; tourist courts and camps; and amusements, including motion picture theaters. Some important services not covered are radio broadcasting and television, medical and health, legal, educational, nonprofit, accounting, and domestic services.

This coverage is similar to that of the 1939 Business Census. However, "custom trades" and "services incidental to transportation," which are no longer included in the standard classification of the service trades, are not covered by the 1948 Census. In a number of localities, these exclusions as well as other changes in the standard classification may have a considerable effect in comparing

1948 with 1939 data, particularly with respect to establishment count.

Establishment definition.—For Census purposes, a business establishment is defined to include only enterprises conducted from a recognizable place of business, provided that the annual sales were in excess of \$5,000 for a wholesale trade establishment and \$500 for establishments in other trades. A detailed analysis of coverage will be provided in future Census of Business publications.

"Number of establishments" is the number of separate business locations, rather than the number of business companies or organizations, since the Census figures represent information reported separately for each business location or establishment. The establishment count reflects the number of places in business at the end of 1948 excluding administrative and executive offices of multiunit organizations, and "chain store" warehouses.

Sales and receipts.—"1948 sales and receipts" represents sales of merchandise and receipts from repairs and other services to customers. The figures reflect deductions for returned goods and allowances, but not for trade-in allowances; they exclude sales and excise taxes collected from customers and paid directly to any taxing agency.

Proprietors.—"Active proprietors..." represents owners and partners of unincorporated businesses who devoted the major portion of their time to the business in November 1948.

Employment.—"Number of paid employees..." represents all employees on the pay roll for the pay period ending nearest November 15, 1948. "Full workweek" employees, whether regular or seasonal, are those who in the November 15 pay period were paid for working at least the number of hours typically worked in a week by employees of the reporting establishment.

1948 CENSUS OF BUSINESS

RETAIL, WHOLESALE, SERVICE TRADES

U. S. DEPARTMENT OF COMMERCE
BUREAU OF THE CENSUS

PRELIMINARY

For Release March 23, 1950

Release Series BC-1P-25-037

PONDERA COUNTY, MONT.

Retail, wholesale, and service establishments located in Pondera County, Montana, showed a substantial expansion in dollar volume of trade from 1939 to 1948 according to preliminary figures from the 1948 Census of Business released today by the Bureau of the Census, U. S. Department of Commerce.

Retail sales in the county during 1948 aggregated \$7.7 million, an increase of 203 percent over the \$2.5 million in 1939, when the preceding Census of Business was taken. Wholesale sales in the county reached a total of \$11.9 million in 1948 as compared with \$2.8 million in 1939. The service trades included in the Census of Business recorded receipts totaling \$141,000 in 1948 compared with \$65,000 in 1939.

Employment in the county also rose over the 9-year period between 1939 and 1948 for the above trades. Establishments in these trades reported a combined total of 364 paid employees for the workweek ended nearest November 15, 1948. This compared with a total of 262 employees reported for the week of November 15, 1939.

These preliminary figures have been derived from a Census report on Pondera County, Montana. Final figures, superseding the preliminary data for Pondera County, will be included in a Bulletin for the State of Montana to be issued in several months. Similar data will be made available this year in preliminary and final form for each of the counties and States. A single copy of the preliminary release for Pondera County as well as an order blank for other releases may be obtained by writing to the Bureau of the Census, Washington 25, D. C.

Table 1.—CENSUS OF BUSINESS PRELIMINARY RESULTS FOR 1948, BY TRADE GROUP

PONDERA COUNTY, MONT.

| Trade group and kind of business | Number of establishments | 1948 sales and receipts (Thousand dollars) | Active proprietors of unincorporated businesses Nov. 1948 | Paid employees, workweek ended nearest Nov. 15, 1948 | |
|--|--------------------------|---|--|--|-------------------------|
| | | | | Total employees ¹ | Full workweek employees |
| RETAIL TRADE, total | 101 | 7,738 | 89 | 284 | 216 |
| Food group | 14 | 1,059 | 10 | 25 | 27 |
| Eating and drinking places | 27 | 584 | 31 | 46 | 28 |
| Gasoline service stations | 11 | 691 | 10 | 13 | 16 |
| All other retail stores | 49 | 5,404 | 38 | 185 | 145 |
| WHOLESALE TRADE | 25 | 11,867 | 13 | 61 | x |
| SELECTED SERVICE TRADES ^{2/} | 19 | 141 | 19 | 19 | 15 |
| HOTELS | 5 | 62 | 5 | 7 | 3 |

x Not available.

1/ Includes employees paid for less than the full workweek.

2/ See General Description on last page for changes from the 1939 Census of Business in the coverage of Service Trades.

GENERAL DESCRIPTION OF PRELIMINARY RELEASES FOR THE 1948 CENSUS OF BUSINESS

This series of releases, of which one is planned for each county in the United States, presents preliminary results of the 1948 Census of Business. The information is based on reports submitted by business establishments for that Census. The figures shown are preliminary, and are subject to revision in the final Census publications, but the changes are expected to be relatively minor with respect to coverage. The final Census figures will be issued in a series of Business Census bulletins which will show additional detailed kind-of-business information for all places where there are a sufficient number of establishments.

The 1948 Census of Business was taken under the provision of the Act of June 19, 1948, which provides that the Business Census be taken for 1948 and for each fifth year thereafter. Previous Business Censuses were taken for the years 1929, 1933, 1935, and 1939.

Scope of the Census.—The 1948 Census of Business covered all establishments in the following trades, as defined by the Standard Industrial Classification Manual, May 1949 issue, of the Executive Office of the President: all retail trades; all wholesale trades; all service trades in the following four groups—personal services, business services, automobile repairs and services, and miscellaneous repair services; hotels; tourist courts and camps; and amusements, including motion picture theaters. Some important services not covered are radio broadcasting and television, medical and health, legal, educational, nonprofit, accounting, and domestic services.

This coverage is similar to that of the 1939 Business Census. However, "custom trades" and "services incidental to transportation," which are no longer included in the standard classification of the service trades, are not covered by the 1948 Census. In a number of localities, these exclusions as well as other changes in the standard classification may have a considerable effect in comparing

1948 with 1939 data, particularly with respect to establishment count.

Establishment definition.—For Census purposes, a business establishment is defined to include only enterprises conducted from a recognizable place of business, provided that the annual sales were in excess of \$5,000 for a wholesale trade establishment and \$500 for establishments in other trades. A detailed analysis of coverage will be provided in future Census of Business publications.

"Number of establishments" is the number of separate business locations, rather than the number of business companies or organizations, since the Census figures represent information reported separately for each business location or establishment. The establishment count reflects the number of places in business at the end of 1948 excluding administrative and executive offices of multiunit organizations, and "chain store" warehouses.

Sales and receipts.—"1948 sales and receipts" represents sales of merchandise and receipts from repairs and other services to customers. The figures reflect deductions for returned goods and allowances, but not for trade-in allowances; they exclude sales and excise taxes collected from customers and paid directly to any taxing agency.

Proprietors.—"Active proprietors..." represents owners and partners of unincorporated businesses who devoted the major portion of their time to the business in November 1948.

Employment.—"Number of paid employees..." represents all employees on the pay roll for the pay period ending nearest November 15, 1948. "Full workweek" employees, whether regular or seasonal, are those who in the November 15 pay period were paid for working at least the number of hours typically worked in a week by employees of the reporting establishment.

1948 CENSUS OF BUSINESS

RETAIL, WHOLESALE, SERVICE TRADES

U. S. DEPARTMENT OF COMMERCE
BUREAU OF THE CENSUS

PRELIMINARY

For Release March 20, 1950

Release Series BC-1P-25-038

POWDER RIVER COUNTY, MONT.

Retail establishments located in Powder River County, Montana, showed a substantial expansion in dollar volume of trade from 1939 to 1948 according to preliminary figures from the 1948 Census of Business released today by the Bureau of the Census, U. S. Department of Commerce.

Retail sales in the county during 1948 aggregated \$1.1 million, an increase of 175 percent over the \$0.4 million in 1939, when the preceding Census of Business was taken.

Employment in the county also rose over the 9-year period between 1939 and 1948 for the above trade. Retail establishments reported 43 paid employees for the workweek ended nearest November 15, 1948. This compared with a total of 23 employees reported for the week of November 15, 1939.

These preliminary figures have been derived from a Census report on Powder River County, Montana. Final figures, superseding the preliminary data for Powder River County, will be included in a Bulletin for the State of Montana to be issued in several months. Similar data will be made available this year in preliminary and final form for each of the counties and States. A single copy of the preliminary release for Powder River County as well as an order blank for other area releases may be obtained by writing to the Bureau of the Census, Washington 25, D. C.

Table 1.—CENSUS OF BUSINESS PRELIMINARY RESULTS FOR 1948, BY TRADE GROUP
POWDER RIVER COUNTY, MONT.

| Trade group and kind of business | Number of establishments | 1948 sales and receipts (Thousand dollars) | Active proprietors of unincorporated businesses Nov. 1948 | Paid employees, workweek ended nearest Nov. 15, 1948 | |
|----------------------------------|---|---|--|--|-------------------------|
| | | | | Total employees ¹ | Full workweek employees |
| RETAIL TRADE, total..... | 26 | 1,084 | 25 | 43 | 39 |
| Food group..... | 8 | 277 | 9 | 6 | 6 |
| Eating and drinking places..... | Included with "All other retail stores" | | | | |
| Gasoline service stations..... | Included with "All other retail stores" | | | | |
| All other retail stores..... | 18 | 807 | 16 | 37 | 33 |

¹/ Includes employees paid for less than the full workweek.

GENERAL DESCRIPTION OF PRELIMINARY RELEASES FOR THE 1948 CENSUS OF BUSINESS

This series of releases, of which one is planned for each county in the United States, presents preliminary results of the 1948 Census of Business. The information is based on reports submitted by business establishments for that Census. The figures shown are preliminary, and are subject to revision in the final Census publications, but the changes are expected to be relatively minor with respect to coverage. The final Census figures will be issued in a series of Business Census bulletins which will show additional detailed kind-of-business information for all places where there are a sufficient number of establishments.

The 1948 Census of Business was taken under the provision of the Act of June 19, 1948, which provides that the Business Census be taken for 1948 and for each fifth year thereafter. Previous Business Censuses were taken for the years 1929, 1933, 1935, and 1939.

Scope of the Census.—The 1948 Census of Business covered all establishments in the following trades, as defined by the Standard Industrial Classification Manual, May 1949 issue, of the Executive Office of the President: all retail trades; all wholesale trades; all service trades in the following four groups—personal services, business services, automobile repairs and services, and miscellaneous repair services; hotels; tourist courts and camps; and amusements, including motion picture theaters. Some important services not covered are radio broadcasting and television, medical and health, legal, educational, nonprofit, accounting, and domestic services.

This coverage is similar to that of the 1939 Business Census. However, "custom trades" and "services incidental to transportation," which are no longer included in the standard classification of the service trades, are not covered by the 1948 Census. In a number of localities, these exclusions as well as other changes in the standard classification may have a considerable effect in comparing

1948 with 1939 data, particularly with respect to establishment count.

Establishment definition.—For Census purposes, a business establishment is defined to include only enterprises conducted from a recognizable place of business, provided that the annual sales were in excess of \$5,000 for a wholesale trade establishment and \$500 for establishments in other trades. A detailed analysis of coverage will be provided in future Census of Business publications.

"Number of establishments" is the number of separate business locations, rather than the number of business companies or organizations, since the Census figures represent information reported separately for each business location or establishment. The establishment count reflects the number of places in business at the end of 1948 excluding administrative and executive offices of multiunit organizations, and "chain store" warehouses.

Sales and receipts.—"1948 sales and receipts" represents sales of merchandise and receipts from repairs and other services to customers. The figures reflect deductions for returned goods and allowances, but not for trade-in allowances; they exclude sales and excise taxes collected from customers and paid directly to any taxing agency.

Proprietors.—"Active proprietors..." represents owners and partners of unincorporated businesses who devoted the major portion of their time to the business in November 1948.

Employment.—"Number of paid employees..." represents all employees on the pay roll for the pay period ending nearest November 15, 1948. "Full workweek" employees, whether regular or seasonal, are those who in the November 15 pay period were paid for working at least the number of hours typically worked in a week by employees of the reporting establishment.

1948 CENSUS OF BUSINESS

RETAIL, WHOLESALE, SERVICE TRADES

U. S. DEPARTMENT OF COMMERCE
BUREAU OF THE CENSUS

PRELIMINARY

For Release March 6, 1950

Release Series BC-1P-25-039

POWELL COUNTY, MONT.

Retail, wholesale, and service establishments located in Powell County, Montana, showed a substantial expansion in dollar volume of trade from 1939 to 1948 according to preliminary figures from the 1948 Census of Business released today by the Bureau of the Census, U. S. Department of Commerce.

Retail sales in the county during 1948 aggregated \$4.7 million, an increase of 124 percent over the \$2.1 million in 1939, when the preceding Census of Business was taken. Wholesale sales in the county reached a total of \$669,000 in 1948 as compared with \$295,000 in 1939. The service trades included in the Census of Business recorded receipts totaling \$166,000 in 1948 compared with \$59,000 in 1939.

Employment in the county also rose over the nine-year period between 1939 and 1948 for the above trades. Establishments in these trades reported 231 paid employees for the workweek ended nearest November 15, 1948. This compared with a total of 188 employees reported for the week of November 15, 1939.

These preliminary figures have been derived from a Census report on Powell County, Montana, which also includes data for Deer Lodge city. Final figures, superseding the preliminary data, for Powell County will be included in a Bulletin for the State of Montana to be issued in several months. Similar data will be made available this year in preliminary and final form for each of the counties and States. A single copy of the preliminary release for Powell County as well as an order blank for other area releases may be obtained by writing to the Bureau of the Census, Washington 25, D. C.

Table 1.—CENSUS OF BUSINESS PRELIMINARY RESULTS FOR 1948, BY TRADE GROUP

| Trade group and kind of business | Number of establishments | 1948 sales and receipts (Thousand dollars) | Active proprietors of unincorporated businesses Nov. 1948 | Paid employees, workweek ended nearest Nov. 15, 1948 | |
|--|--------------------------|---|--|--|-------------------------|
| | | | | Total employees ¹ | Full workweek employees |
| RETAIL TRADE, total..... | 89 | 4,747 | 93 | 204 | 184 |
| Food group..... | 20 | 1,419 | 25 | 36 | 30 |
| Eating and drinking places..... | 28 | 697 | 34 | 52 | 50 |
| Gasoline service stations..... | 10 | 254 | 9 | 8 | 5 |
| All other retail stores ^{2/} | 31 | 2,377 | 25 | 108 | 99 |
| WHOLESALE TRADE..... | 8 | 669 | 2 | 6 | x |
| SELECTED SERVICE TRADES,^{2/} total.. | 20 | 166 | 23 | 21 | 19 |
| Personal services..... | 14 | 137 | 17 | 18 | 16 |
| All other service trades..... | 6 | 29 | 6 | 3 | 3 |

x Not available.

^{1/} Includes employees paid for less than the full workweek.

^{2/} See General Description on last page for changes from the 1939 Census of Business in the coverage of Service Trades.

Table 2.—CENSUS OF BUSINESS PRELIMINARY RESULTS FOR 1948 FOR CITIES OF 2,500 INHABITANTS OR MORE

POWELL COUNTY, MONT.

(Data omitted for trade groups where necessary to avoid disclosure)

| City and trade group | Number of establishments | 1948 sales and receipts (Thousand dollars) | Active proprietors of unincorporated businesses Nov. 1948 | Paid employees, workweek ended nearest Nov. 15, 1948 | |
|------------------------------------|--------------------------|---|--|--|-------------------------|
| | | | | Total ^{1/} employees | Full workweek employees |
| Deer Lodge: | | | | | |
| Retail trade..... | 54 | 3,931 | 54 | 186 | 168 |
| Remainder of county: ^{2/} | | | | | |
| Retail trade..... | 35 | 816 | 39 | 18 | 16 |

^{1/} Includes employees paid for less than the full workweek.^{2/} Includes figures for establishments not located in cities of 2,500 inhabitants or more.

GENERAL DESCRIPTION OF PRELIMINARY RELEASES FOR THE 1948 CENSUS OF BUSINESS

This series of releases, of which one is planned for each county in the United States, presents preliminary results of the 1948 Census of Business. The information is based on reports submitted by business establishments for that Census. The figures shown are preliminary, and are subject to revision in the final Census publications, but the changes are expected to be relatively minor with respect to coverage. The final Census figures will be issued in a series of Business Census bulletins which will show additional detailed kind-of-business information for all places where there are a sufficient number of establishments.

The 1948 Census of Business was taken under the provision of the Act of June 19, 1948, which provides that the Business Census be taken for 1948 and for each fifth year thereafter. Previous Business Censuses were taken for the years 1929, 1933, 1935, and 1939.

Scope of the Census.—The 1948 Census of Business covered all establishments in the following trades, as defined by the Standard Industrial Classification Manual, May 1949 issue, of the Executive Office of the President: all retail trades; all wholesale trades; all service trades in the following four groups—personal services, business services, automobile repairs and services, and miscellaneous repair services; hotels; tourist courts and camps; and amusements, including motion picture theaters. Some important services not covered are radio broadcasting and television, medical and health, legal, educational, nonprofit, accounting, and domestic services.

This coverage is similar to that of the 1939 Business Census. However, "custom trades" and "services incidental to transportation," which are no longer included in the standard classification of the service trades, are not covered by the 1948 Census. In a number of localities, these exclusions as well as other changes in the standard classification may have

a considerable effect in comparing 1948 with 1939 data, particularly with respect to establishment count.

Establishment definition.—For Census purposes, a business establishment is defined to include only enterprises conducted from a recognizable place of business, provided that the annual sales were in excess of \$5,000 for a wholesale trade establishment and \$500 for establishments in other trades. A detailed analysis of coverage will be provided in future Census of Business publications.

"Number of establishments" is the number of separate business locations, rather than the number of business companies or organizations, since the Census figures represent information reported separately for each business location or establishment. The establishment count reflects the number of places in business at the end of 1948 excluding administrative and executive offices of multiunit organizations, and "chain store" warehouses.

Sales and receipts.—"1948 sales and receipts" represents sales of merchandise and receipts from repairs and other services to customers. The figures reflect deductions for returned goods and allowances, but not for trade-in allowances; they exclude sales and excise taxes collected from customers and paid directly to any taxing agency.

Proprietors.—"Active proprietors..." represents owners and partners of unincorporated businesses who devoted the major portion of their time to the business in November 1948.

Employment.—"Number of paid employees..." represents all employees on the pay roll for the pay period ending nearest November 15, 1948. "Full workweek" employees, whether regular or seasonal, are those who in the November 15 pay period were paid for working at least the number of hours typically worked in a week by employees of the reporting establishment.

1948 CENSUS OF BUSINESS

RETAIL, WHOLESALE, SERVICE TRADES

U. S. DEPARTMENT OF COMMERCE
BUREAU OF THE CENSUS

PRELIMINARY

For Release March 16, 1950

Release Series BC-1P-25-040

PRAIRIE COUNTY, MONT.

Retail and wholesale establishments located in Prairie County, Montana, showed a substantial expansion in dollar volume of trade from 1939 to 1948 according to preliminary figures from the 1948 Census of Business released today by the Bureau of the Census, U. S. Department of Commerce.

Retail sales in the county during 1948 aggregated \$1.9 million, an increase of 217 percent over the \$0.6 million in 1939, when the preceding Census of Business was taken. Wholesale sales in the county reached a total of \$1.8 million in 1948 as compared with \$0.2 million in 1939.

Employment in the county also rose over the 9-year period between 1939 and 1948 for the above trades. Establishments in these trades reported a combined total of 95 paid employees for the workweek ended nearest November 15, 1948. This compared with a total of 62 employees reported for the week of November 15, 1939.

These preliminary figures have been derived from a Census report on Prairie County, Montana. Final figures, superseding the preliminary data for Prairie County, will be included in a Bulletin for the State of Montana to be issued in several months. Similar data will be made available this year in preliminary and final form for each of the counties and States. A single copy of the preliminary release for Prairie County as well as an order blank for other area releases may be obtained by writing to the Bureau of the Census, Washington 25, D.C.

Table 1.—CENSUS OF BUSINESS PRELIMINARY RESULTS FOR 1948, BY TRADE GROUP
PRAIRIE COUNTY, MONT.

| Trade group and kind of business | Number of establishments | 1948 sales and receipts (Thousand dollars) | Active proprietors of unincorporated businesses Nov. 1948 | Paid employees, workweek ended nearest Nov. 15, 1948 | |
|----------------------------------|--------------------------|---|--|--|-------------------------|
| | | | | Total employees ¹ | Full workweek employees |
| RETAIL TRADE, total..... | 34 | 1,919 | 33 | 85 | 77 |
| Food group..... | 6 | 439 | 6 | 17 | 16 |
| Eating and drinking places..... | 8 | 251 | 9 | 21 | 20 |
| Gasoline service stations..... | 6 | 187 | 7 | 7 | 5 |
| All other retail stores..... | 14 | 1,042 | 11 | 40 | 36 |
| WHOLESALE TRADE..... | 9 | 1,837 | 4 | 10 | x |

x Not available.

¹/ Includes employees paid for less than the full workweek.

GENERAL DESCRIPTION OF PRELIMINARY RELEASES FOR THE 1948 CENSUS OF BUSINESS

This series of releases, of which one is planned for each county in the United States, presents preliminary results of the 1948 Census of Business. The information is based on reports submitted by business establishments for that Census. The figures shown are preliminary, and are subject to revision in the final Census publications, but the changes are expected to be relatively minor with respect to coverage. The final Census figures will be issued in a series of Business Census bulletins which will show additional detailed kind-of-business information for all places where there are a sufficient number of establishments.

The 1948 Census of Business was taken under the provision of the Act of June 19, 1948, which provides that the Business Census be taken for 1948 and for each fifth year thereafter. Previous Business Censuses were taken for the years 1929, 1933, 1935, and 1939.

Scope of the Census.--The 1948 Census of Business covered all establishments in the following trades, as defined by the Standard Industrial Classification Manual, May 1949 issue, of the Executive Office of the President: all retail trades, all wholesale trades; all service trades in the following four groups--personal services, business services, automobile repairs and services, and miscellaneous repair services; hotels; tourist courts and camps; and amusements, including motion picture theaters. Some important services not covered are radio broadcasting and television, medical and health, legal, educational, nonprofit, accounting, and domestic services.

This coverage is similar to that of the 1939 Business Census. However, "custom trades" and "services incidental to transportation," which are no longer included in the standard classification of the service trades, are not covered by the 1948 Census. In a number of localities, these exclusions as well as other changes in the standard classification may have a considerable effect in comparing

1948 with 1939 data, particularly with respect to establishment count.

Establishment definition.--For Census purposes, a business establishment is defined to include only enterprises conducted from a recognizable place of business, provided that the annual sales were in excess of \$5,000 for a wholesale trade establishment and \$500 for establishments in other trades. A detailed analysis of coverage will be provided in future Census of Business publications.

"Number of establishments" is the number of separate business locations, rather than the number of business companies or organizations, since the Census figures represent information reported separately for each business location or establishment. The establishment count reflects the number of places in business at the end of 1948 excluding administrative and executive offices of multiunit organizations, and "chain store" warehouses.

Sales and receipts.--"1948 sales and receipts" represents sales of merchandise and receipts from repairs and other services to customers. The figures reflect deductions for returned goods and allowances, but not for trade-in allowances; they exclude sales and excise taxes collected from customers and paid directly to any taxing agency.

Proprietors.--"Active proprietors..." represents owners and partners of unincorporated businesses who devoted the major portion of their time to the business in November 1948.

Employment.--"Number of paid employees..." represents all employees on the pay roll for the pay period ending nearest November 15, 1948. "Full workweek" employees, whether regular or seasonal, are those who in the November 15 pay period were paid for working at least the number of hours typically worked in a week by employees of the reporting establishment.

1948 CENSUS OF BUSINESS

RETAIL, WHOLESALE, SERVICE TRADES

U. S. DEPARTMENT OF COMMERCE
BUREAU OF THE CENSUS

PRELIMINARY

For Release March 6, 1950

Release Series BC-1P-25-041

RAVALLI COUNTY, MONT.

Retail, wholesale, and service establishments located in Ravalli County, Montana, showed a substantial expansion in volume of trade from 1939 to 1948 according to preliminary figures from the 1948 Census of Business released today by the Bureau of the Census, U. S. Department of Commerce.

Retail sales in the county during 1948 aggregated \$9.4 million, an increase of 169 percent over the \$3.5 million in 1939, when the preceding Census of Business was taken. Wholesale sales in the county reached a total of \$1.4 million in 1948 as compared with \$0.3 million in 1939. The service trades included in the Census of Business recorded receipts totaling \$376,000 in 1948 compared with \$145,000 in 1939.

Employment in the county also rose over the nine-year period between 1939 and 1948 for the above trades. Establishments in these trades reported 463 paid employees for the workweek ended nearest November 15, 1948. This compared with a total of 346 employees reported for the week of November 15, 1939.

These preliminary figures have been derived from a Census report on Ravalli County, Montana. Final figures, superseding the preliminary data, for Ravalli County will be included in a Bulletin for the State of Montana to be issued in several months. Similar data will be made available this year in preliminary and final form for each of the counties and States. A single copy of the preliminary release for Ravalli County as well as an order blank for other area releases may be obtained by writing to the Bureau of the Census, Washington 25, D. C.

Table 1.—CENSUS OF BUSINESS PRELIMINARY RESULTS FOR 1948, BY TRADE GROUP
RAVALLI COUNTY, MONT.

| Trade group and kind of business | Number of establishments | 1948 sales and receipts (Thousand dollars) | Active proprietors of unincorporated businesses Nov. 1948 | Paid employees, workweek ended nearest Nov. 15, 1948 | |
|--|--------------------------|---|--|--|-------------------------|
| | | | | Total employees ¹ | Full workweek employees |
| RETAIL TRADE, total..... | 191 | 9,383 | 202 | 397 | 336 |
| Food group..... | 35 | 2,177 | 34 | 56 | 49 |
| Eating and drinking places..... | 43 | 814 | 49 | 82 | 64 |
| General merchandise grp, general stores | 20 | 1,110 | 16 | 54 | 44 |
| Apparel group..... | 6 | 205 | 9 | 6 | 5 |
| Furniture-home furnishings-appliance grp. | 11 | 468 | 14 | 18 | 14 |
| Automotive group..... | 15 | 1,997 | 15 | 53 | 49 |
| Gasoline service stations..... | 21 | 436 | 25 | 5 | 1 |
| Lumber-building-hardware group..... | 17 | 1,229 | 17 | 81 | 80 |
| Drug and proprietary stores..... | 8 | 243 | 9 | 12 | 9 |
| All other retail stores..... | 15 | 704 | 14 | 30 | 21 |
| WHOLESALE TRADE..... | 13 | 1,363 | 6 | 27 | x |
| SELECTED SERVICE TRADES ^{2/} , total..... | 43 | 376 | 46 | 39 | 37 |
| Personal services..... | 23 | 167 | 24 | 30 | 30 |
| All other service trades..... | 20 | 209 | 22 | 9 | 7 |
| HOTELS..... | 7 | 79 | 9 | 4 | 4 |
| AMUSEMENTS..... | 6 | 129 | 9 | 20 | x |

x Not available.

^{1/} Includes employees paid for less than the full workweek.

^{2/} See General Description on last page for changes from the 1939 Census of 'Business in the coverage of Service Trades.

GENERAL DESCRIPTION OF PRELIMINARY RELEASES FOR THE 1948 CENSUS OF BUSINESS

This series of releases, of which one is planned for each county in the United States, presents preliminary results of the 1948 Census of Business. The information is based on reports submitted by business establishments for that Census. The figures shown are preliminary, and are subject to revision in the final Census publications, but the changes are expected to be relatively minor with respect to coverage. The final Census figures will be issued in a series of Business Census bulletins which will show additional detailed kind-of-business information for all places where there are a sufficient number of establishments.

The 1948 Census of Business was taken under the provision of the Act of June 19, 1948, which provides that the Business Census be taken for 1948 and for each fifth year thereafter. Previous Business Censuses were taken for the years 1929, 1933, 1935, and 1939.

Scope of the Census.—The 1948 Census of Business covered all establishments in the following trades, as defined by the Standard Industrial Classification Manual, May 1949 issue, of the Executive Office of the President: all retail trades; all wholesale trades; all service trades in the following four groups—personal services, business services, automobile repairs and services, and miscellaneous repair services; hotels; tourist courts and camps; and amusements, including motion picture theaters. Some important services not covered are radio broadcasting and television, medical and health, legal, educational, nonprofit, accounting, and domestic services.

This coverage is similar to that of the 1939 Business Census. However, "custom trades" and "services incidental to transportation," which are no longer included in the standard classification of the service trades, are not covered by the 1948 Census. In a number of localities, these exclusions as well as

other changes in the standard classification may have a considerable effect in comparing 1948 with 1939 data, particularly with respect to establishment count.

Establishment definition.—For Census purposes, a business establishment is defined to include only enterprises conducted from a recognizable place of business, provided that the annual sales were in excess of \$5,000 for a wholesale trade establishment and \$500 for establishments in other trades. A detailed analysis of coverage will be provided in future Census of Business publications.

"Number of establishments" is the number of separate business locations, rather than the number of business companies or organizations, since the Census figures represent information reported separately for each business location or establishment. The establishment count reflects the number of places in business at the end of 1948 excluding administrative and executive offices of multiunit organizations, and "chain store" warehouses.

Sales and receipts.—"1948 sales and receipts" represents sales of merchandise and receipts from repairs and other services to customers. The figures reflect deductions for returned goods and allowances, but not for trade-in allowances; they exclude sales and excise taxes collected from customers and paid directly to any taxing agency.

Proprietors.—"Active proprietors..." represents owners and partners of unincorporated businesses who devoted the major portion of their time to the business in November 1948.

Employment.—"Number of paid employees..." represents all employees on the pay roll for the pay period ending nearest November 15, 1948. "Full workweek" employees, whether regular or seasonal, are those who in the November 15 pay period were paid for working at least the number of hours typically worked in a week by employees of the reporting establishment.

1948 CENSUS OF BUSINESS

RETAIL, WHOLESALE, SERVICE TRADES

U. S. DEPARTMENT OF COMMERCE
BUREAU OF THE CENSUS

PRELIMINARY

For Release March 23, 1950

Release Series BC-1P-25-042

RICHLAND COUNTY, MONT.

Retail, wholesale, and service establishments located in Richland County, Montana, showed a substantial expansion in dollar volume of trade from 1939 to 1948 according to preliminary figures from the 1948 Census of Business released today by the Bureau of the Census, U. S. Department of Commerce.

Retail sales in the county during 1948 aggregated \$11.7 million, an increase of 266 percent over the \$3.2 million in 1939, when the preceding Census of Business was taken. Wholesale sales in the county reached a total of \$21.2 million in 1948 as compared with \$1.2 million in 1939. The service trades included in the Census of Business recorded receipts totaling \$293,000 in 1948 compared with \$98,000 in 1939.

Employment in the county also rose over the 9-year period between 1939 and 1948 for the above trades. Establishments in these trades reported a combined total of 680 paid employees for the workweek ended nearest November 15, 1948. This compared with a total of 343 employees reported for the week of November 15, 1939.

These preliminary figures have been derived from a Census report on Richland County, Montana, which also includes data for the city of Sidney. Final figures, superseding the preliminary data for Richland County, will be included in a Bulletin for the State of Montana to be issued in several months. Similar data will be made available this year in preliminary and final form for each of the counties and States. A single copy of the preliminary release for Richland County as well as an order blank for other area releases may be obtained by writing to the Bureau of the Census, Washington 25, D. C.

Table 1.—CENSUS OF BUSINESS PRELIMINARY RESULTS FOR 1948, BY TRADE GROUP
RICHLAND COUNTY, MONT.

| Trade group and kind of business | Number of establishments | 1948 sales and receipts (Thousand dollars) | Active proprietors of unincorporated businesses Nov. 1948 | Paid employees, workweek ended nearest Nov. 15, 1948 | |
|--|--------------------------|---|--|--|-------------------------|
| | | | | Total employees ¹ | Full workweek employees |
| RETAIL TRADE, total..... | 130 | 11,707 | 132 | 494 | 408 |
| Food group..... | 21 | 2,265 | 20 | 69 | 64 |
| Eating and drinking places..... | 23 | 362 | 33 | 71 | 60 |
| Gasoline service stations..... | 11 | 695 | 12 | 31 | 18 |
| All other retail stores..... | 70 | 7,835 | 67 | 323 | 266 |
| WHOLESALE TRADE..... | 28 | 21,204 | 10 | 147 | x |
| SELECTED SERVICE TRADES,^{2/} total.. | 26 | 293 | 33 | 39 | 31 |
| Personal services..... | 14 | 170 | 19 | 34 | 26 |
| All other service trades..... | 12 | 123 | 14 | 5 | 5 |

x Not available.

^{1/} Includes employees paid for less than the full workweek.

^{2/} See General Description on last page for changes from the 1939 Census of Business in the coverage of Service Trades.

Table 2.—CENSUS OF BUSINESS PRELIMINARY RESULTS FOR 1948 FOR CITIES OF 2,500 INHABITANTS OR MORE

RICHLAND COUNTY, MONT.

(Data omitted for trade groups where necessary to avoid disclosure)

| City and trade group ¹ | Number of establishments | 1948 sales and receipts (Thousand dollars) | Active proprietors of unincorporated businesses Nov. 1948 | Paid employees, workweek ended nearest Nov. 15, 1948 | |
|------------------------------------|--------------------------|---|--|--|-------------------------|
| | | | | Total employees ² | Full workweek employees |
| Sidney: | | | | | |
| Retail trade..... | 78 | 8,688 | 80 | 384 | 317 |
| Selected service trades.. | 14 | 236 | 19 | 34 | 27 |
| Remainder of county: ^{3/} | | | | | |
| Retail trade..... | 52 | 3,019 | 52 | 110 | 91 |
| Selected service trades.. | 12 | 57 | 14 | 5 | 4 |

- ^{1/} See General Description on this page for changes from the 1939 Census of Business in the coverage of Service Trades.
- ^{2/} Includes employees paid for less than the full workweek.
- ^{3/} Includes figures for establishments not located in cities of 2,500 inhabitants or more.

GENERAL DESCRIPTION OF PRELIMINARY RELEASES FOR THE 1948 CENSUS OF BUSINESS

This series of releases, of which one is planned for each county in the United States, presents preliminary results of the 1948 Census of Business. The information is based on reports submitted by business establishments for that Census. The figures shown are preliminary, and are subject to revision in the final Census publications, but the changes are expected to be relatively minor with respect to coverage. The final Census figures will be issued in a series of Business Census bulletins which will show additional detailed kind-of-business information for all places where there are a sufficient number of establishments.

The 1948 Census of Business was taken under the provision of the Act of June 19, 1948, which provides that the Business Census be taken for 1948 and for each fifth year thereafter. Previous Business Censuses were taken for the years 1929, 1933, 1935, and 1939.

Scope of the Census.—The 1948 Census of Business covered all establishments in the following trades, as defined by the Standard Industrial Classification Manual, May 1949 issue, of the Executive Office of the President: all retail trades; all wholesale trades; all service trades in the following four groups—personal services, business services, automobile repairs and services, and miscellaneous repair services; hotels; tourist courts and camps; and amusements, including motion picture theaters. Some important services not covered are radio broadcasting and television, medical and health, legal, educational, nonprofit, accounting, and domestic services.

This coverage is similar to that of the 1939 Business Census. However, "custom trades" and "services incidental to transportation," which are no longer included in the standard classification of the service trades, are not covered by the 1948 Census. In a number of localities, these exclusions as well as

other changes in the standard classification may have a considerable effect in comparing 1948 with 1939 data, particularly with respect to establishment count.

Establishment definition.—For Census purposes, a business establishment is defined to include only enterprises conducted from a recognizable place of business, provided that the annual sales were in excess of \$5,000 for a wholesale trade establishment and \$500 for establishments in other trades. A detailed analysis of coverage will be provided in future Census of Business publications.

"Number of establishments" is the number of separate business locations, rather than the number of business companies or organizations, since the Census figures represent information reported separately for each business location or establishment. The establishment count reflects the number of places in business at the end of 1948 excluding administrative and executive offices of multiunit organizations, and "chain store" warehouses.

Sales and receipts.—"1948 sales and receipts" represents sales of merchandise and receipts from repairs and other services to customers. The figures reflect deductions for returned goods and allowances, but not for trade-in allowances; they exclude sales and excise taxes collected from customers and paid directly to any taxing agency.

Proprietors.—"Active proprietors..." represents owners and partners of unincorporated businesses who devoted the major portion of their time to the business in November 1948.

Employment.—"Number of paid employees..." represents all employees on the pay roll for the pay period ending nearest November 15, 1948. "Full workweek" employees, whether regular or seasonal, are those who in the November 15 pay period were paid for working at least the number of hours typically worked in a week by employees of the reporting establishment.

1948 CENSUS OF BUSINESS

RETAIL, WHOLESALE, SERVICE TRADES

U. S. DEPARTMENT OF COMMERCE
BUREAU OF THE CENSUS

PRELIMINARY

For Release March 23, 1950

Release Series BC-1P-25-043

ROOSEVELT COUNTY, MONT.

Retail, wholesale, and service establishments located in Roosevelt County, Montana, showed a substantial expansion in dollar volume of trade from 1939 to 1948 according to preliminary figures from the 1948 Census of Business released today by the Bureau of the Census, U. S. Department of Commerce.

Retail sales in the county during 1948 aggregated \$12.2 million, an increase of 270 percent over the \$3.3 million in 1939, when the preceding Census of Business was taken. Wholesale sales in the county reached a total of \$14.4 million in 1948 as compared with \$1.2 million in 1939. The service trades included in the Census of Business recorded receipts totaling \$271,000 in 1948 compared with \$86,000 in 1939.

Employment in the county also rose over the 9-year period between 1939 and 1948 for the above trades. Establishments in these trades reported a combined total of 564 paid employees for the workweek ended nearest November 15, 1948. This compared with a total of 340 employees reported for the week of November 15, 1939.

These preliminary figures have been derived from a Census report on Roosevelt County, Montana. Final figures, superseding the preliminary data for Roosevelt County, will be included in a Bulletin for the State of Montana to be issued in several months. Similar data will be made available this year in preliminary and final form for each of the counties and States. A single copy of the preliminary release for Roosevelt County as well as an order blank for other area releases may be obtained by writing to the Bureau of the Census, Washington 25, D. C.

Table 1.—CENSUS OF BUSINESS PRELIMINARY RESULTS FOR 1948, BY TRADE GROUP

ROOSEVELT COUNTY, MONT.

| Trade group and kind of business | Number of establishments | 1948 sales and receipts (Thousand dollars) | Active proprietors of unincorporated businesses Nov. 1948 | Paid employees, workweek ended nearest Nov. 15, 1948 | |
|---|--------------------------|---|--|--|-------------------------|
| | | | | Total employees ¹ | Full workweek employees |
| RETAIL TRADE, total..... | 163 | 12,184 | 165 | 475 | 400 |
| Food group..... | 26 | 2,098 | 27 | 54 | 47 |
| Eating and drinking places..... | 42 | 1,491 | 49 | 143 | 125 |
| General merchandise grp, general stores.. | 10 | 1,149 | 8 | 52 | 40 |
| Apparel group..... | 7 | 278 | 8 | 9 | 8 |
| Furniture-home furnishgs-appliance grp.. | 8 | 327 | 8 | 20 | 2 |
| Automotive group..... | 10 | 1,736 | 11 | 46 | 44 |
| Gasoline service stations..... | 13 | 561 | 13 | 21 | 17 |
| Lumber-building-hardware group..... | 33 | 3,844 | 32 | 106 | 98 |
| Drug and proprietary stores..... | 6 | 329 | 6 | 16 | 12 |
| All other retail stores..... | 8 | 371 | 3 | 8 | 7 |
| WHOLESALE TRADE..... | 36 | 14,356 | 11 | 66 | x |
| SELECTED SERVICE TRADES, ^{2/} total..... | 36 | 271 | 36 | 23 | 21 |
| Personal services..... | 21 | 137 | 21 | 12 | 12 |
| All other service trades..... | 15 | 134 | 15 | 11 | 9 |
| AMUSEMENTS..... | 6 | 129 | 6 | 17 | x |

x Not available.

^{1/} Includes employees paid for less than the full workweek.

^{2/} See General Description on this page for changes from the 1939 Census of Business in the coverage of Service Trades.

GENERAL DESCRIPTION OF PRELIMINARY RELEASES FOR THE 1948 CENSUS OF BUSINESS

This series of releases, of which one is planned for each county in the United States, presents preliminary results of the 1948 Census of Business. The information is based on reports submitted by business establishments for that Census. The figures shown are preliminary, and are subject to revision in the final Census publications, but the changes are expected to be relatively minor with respect to coverage. The final Census figures will be issued in a series of Business Census bulletins which will show additional detailed kind-of-business information for all places where there are a sufficient number of establishments.

The 1948 Census of Business was taken under the provision of the Act of June 19, 1948, which provides that the Business Census be taken for 1948 and for each fifth year thereafter. Previous Business Censuses were taken for the years 1929, 1933, 1935, and 1939.

Scope of the Census.—The 1948 Census of Business covered all establishments in the following trades, as defined by the Standard Industrial Classification Manual, May 1949 issue, of the Executive Office of the President: all retail trades; all wholesale trades; all service trades in the following four groups—personal services, business services, automobile repairs and services, and miscellaneous repair services; hotels; tourist courts and camps; and amusements, including motion picture theaters. Some important services not covered are radio broadcasting and television, medical and health, legal, educational, nonprofit, accounting, and domestic services.

This coverage is similar to that of the 1939 Business Census. However, "custom trades" and "services incidental to transportation," which are no longer included in the standard classification of the service trades, are not covered by the 1948 Census. In a number of localities, these exclusions as well as

other changes in the standard classification may have a considerable effect in comparing 1948 with 1939 data, particularly with respect to establishment count.

Establishment definition.—For Census purposes, a business establishment is defined to include only enterprises conducted from a recognizable place of business, provided that the annual sales were in excess of \$5,000 for a wholesale trade establishment and \$500 for establishments in other trades. A detailed analysis of coverage will be provided in future Census of Business publications.

"Number of establishments" is the number of separate business locations, rather than the number of business companies or organizations, since the Census figures represent information reported separately for each business location or establishment. The establishment count reflects the number of places in business at the end of 1948 excluding administrative and executive offices of multinational organizations, and "chain store" warehouses.

Sales and receipts.—"1948 sales and receipts" represents sales of merchandise and receipts from repairs and other services to customers. The figures reflect deductions for returned goods and allowances, but not for trade-in allowances; they exclude sales and excise taxes collected from customers and paid directly to any taxing agency.

Proprietors.—"Active proprietors..." represents owners and partners of unincorporated businesses who devoted the major portion of their time to the business in November 1948.

Employment.—"Number of paid employees..." represents all employees on the pay roll for the pay period ending nearest November 15, 1948. "Full workweek" employees, whether regular or seasonal, are those who in the November 15 pay period were paid for working at least the number of hours typically worked in a week by employees of the reporting establishment.

1948 CENSUS OF BUSINESS

RETAIL, WHOLESALE, SERVICE TRADES

U. S. DEPARTMENT OF COMMERCE
BUREAU OF THE CENSUS

PRELIMINARY

For Release March 23, 1950

Release Series BC-1P-25-044

ROSEBUD COUNTY, MONT.

Retail, wholesale, and service establishments located in Rosebud County, Montana, showed a substantial expansion in dollar volume of trade from 1939 to 1948 according to preliminary figures from the 1948 Census of Business released today by the Bureau of the Census, U. S. Department of Commerce.

Retail sales in the county during 1948 aggregated \$4.9 million, an increase of 158 percent over the \$1.9 million in 1939, when the preceding Census of Business was taken. Wholesale sales in the county reached a total of \$1.2 million in 1948 as compared with \$0.7 million in 1939. The service trades included in the Census of Business recorded receipts totaling \$67,000 in 1948 compared with \$42,000 in 1939.

Employment in the county also rose over the 9-year period between 1939 and 1948 for the above trades. Establishments in these trades reported a combined total of 237 paid employees for the workweek ended nearest November 15, 1948. This compared with a total of 195 employees reported for the week of November 15, 1939.

These preliminary figures have been derived from a Census report on Rosebud County, Montana. Final figures, superseding the preliminary data for Rosebud County, will be included in a Bulletin for the State of Montana to be issued in several months. Similar data will be made available this year in preliminary and final form for each of the counties and States. A single copy of the preliminary release for Rosebud County as well as an order blank for other area releases may be obtained by writing to the Bureau of the Census, Washington 25, D. C.

Table 1.—CENSUS OF BUSINESS PRELIMINARY RESULTS FOR 1948, BY TRADE GROUP
ROSEBUD COUNTY, MONT.

| Trade group and kind of business | Number of establishments | 1948 sales and receipts (Thousand dollars) | Active proprietors of unincorporated businesses Nov. 1948 | Paid employees, workweek ended nearest Nov. 15, 1948 | |
|---|--------------------------|---|--|--|-------------------------|
| | | | | Total employees ¹ | Full workweek employees |
| RETAIL TRADE, total..... | 93 | 4,878 | 87 | 217 | 174 |
| Food group..... | 16 | 1,118 | 12 | 28 | 23 |
| Eating and drinking places.... | 27 | 527 | 25 | 72 | 57 |
| Gasoline service stations..... | 14 | 393 | 16 | 9 | 6 |
| All other retail stores..... | 36 | 2,840 | 34 | 108 | 88 |
| WHOLESALE TRADE..... | 9 | 1,168 | 6 | 11 | x |
| SELECTED SERVICE TRADES ^{2/} | 13 | 67 | 14 | 9 | 7 |

x Not available.

^{1/} Includes employees paid for less than the full workweek.

^{2/} See General Description on last page for changes from the 1939 Census of Business in the coverage of Service Trades.

GENERAL DESCRIPTION OF PRELIMINARY RELEASES FOR THE 1948 CENSUS OF BUSINESS

This series of releases, of which one is planned for each county in the United States, presents preliminary results of the 1948 Census of Business. The information is based on reports submitted by business establishments for that Census. The figures shown are preliminary, and are subject to revision in the final Census publications, but the changes are expected to be relatively minor with respect to coverage. The final Census figures will be issued in a series of Business Census bulletins which will show additional detailed kind-of-business information for all places where there are a sufficient number of establishments.

The 1948 Census of Business was taken under the provision of the Act of June 19, 1948, which provides that the Business Census be taken for 1948 and for each fifth year thereafter. Previous Business Censuses were taken for the years 1929, 1933, 1935, and 1939.

Scope of the Census.—The 1948 Census of Business covered all establishments in the following trades, as defined by the Standard Industrial Classification Manual, May 1949 issue, of the Executive Office of the President: all retail trades; all wholesale trades; all service trades in the following four groups—personal services, business services, automobile repairs and services, and miscellaneous repair services; hotels; tourist courts and camps; and amusements, including motion picture theaters. Some important services not covered are radio broadcasting and television, medical and health, legal, educational, nonprofit, accounting, and domestic services.

This coverage is similar to that of the 1939 Business Census. However, "custom trades" and "services incidental to transportation," which are no longer included in the standard classification of the service trades, are not covered by the 1948 Census. In a number of localities, these exclusions as well as other changes in the standard classification may have a considerable effect in comparing

1948 with 1939 data, particularly with respect to establishment count.

Establishment definition.—For Census purposes, a business establishment is defined to include only enterprises conducted from a recognizable place of business, provided that the annual sales were in excess of \$5,000 for a wholesale trade establishment and \$500 for establishments in other trades. A detailed analysis of coverage will be provided in future Census of Business publications.

"Number of establishments" is the number of separate business locations, rather than the number of business companies or organizations, since the Census figures represent information reported separately for each business location or establishment. The establishment count reflects the number of places in business at the end of 1948 excluding administrative and executive offices of multiunit organizations, and "chain store" warehouses.

Sales and receipts.—"1948 sales and receipts" represents sales of merchandise and receipts from repairs and other services to customers. The figures reflect deductions for returned goods and allowances, but not for trade-in allowances; they exclude sales and excise taxes collected from customers and paid directly to any taxing agency.

Proprietors.—"Active proprietors..." represents owners and partners of unincorporated businesses who devoted the major portion of their time to the business in November 1948.

Employment.—"Number of paid employees..." represents all employees on the pay roll for the pay period ending nearest November 15, 1948. "Full workweek" employees, whether regular or seasonal, are those who in the November 15 pay period were paid for working at least the number of hours typically worked in a week by employees of the reporting establishment.

1948 CENSUS OF BUSINESS

RETAIL, WHOLESALE, SERVICE TRADES

U. S. DEPARTMENT OF COMMERCE
BUREAU OF THE CENSUS

PRELIMINARY

For Release March 6, 1950

Release Series BC-1P-25-045

SANDERS COUNTY, MONT.

Retail, wholesale, and service establishments located in Sanders County, Montana, showed a substantial expansion in volume of trade from 1939 to 1948 according to preliminary figures for the 1948 Census of Business released today by the Bureau of the Census, U. S. Department of Commerce.

Retail sales in the county during 1948 aggregated \$3.8 million, an increase of 171 percent over the \$1.4 million in 1939, when the preceding Census of Business was taken. Wholesale sales in the county reached a total of \$687,000 in 1948 as compared with \$199,000 in 1939. The service trades included in the Census of Business recorded receipts totaling \$164,000 in 1948 compared with \$34,000 in 1939.

Employment in the county also rose over the nine-year period between 1939 and 1948 for the above trades. Establishments in these trades reported 167 paid employees for the workweek ended nearest November 15, 1948. This compared with a total of 122 employees reported for the week of November 15, 1939.

These preliminary figures have been derived from a Census report on Sanders County, Montana. Final figures, superseding the preliminary data, for Sanders County will be included in a Bulletin for the State of Montana to be issued in several months. Similar data will be made available this year in preliminary and final form for each of the counties and States. A single copy of the preliminary release for Sanders County as well as an order blank for other area releases may be obtained by writing to the Bureau of the Census, Washington 25, D. C.

Table 1.—CENSUS OF BUSINESS PRELIMINARY RESULTS FOR 1948, BY TRADE GROUP

SANDERS COUNTY, MONT.

| Trade group and kind of business | Number of establishments | 1948 sales and receipts (Thousand dollars) | Active proprietors of unincorporated businesses Nov. 1948 | Paid employees, workweek ended nearest Nov. 15, 1948 | |
|---|--------------------------|---|--|--|-------------------------|
| | | | | Total employees ¹ | Full workweek employees |
| RETAIL TRADE, total..... | 111 | 3,796 | 127 | 150 | 124 |
| Food group..... | 26 | 887 | 32 | 20 | 12 |
| Eating and drinking places..... | 30 | 601 | 37 | 53 | 50 |
| Gasoline service stations..... | 14 | 187 | 16 | - | - |
| All other retail stores..... | 41 | 2,121 | 42 | 77 | 62 |
| WHOLESALE TRADE..... | 10 | 687 | 1 | 11 | x |
| SELECTED SERVICE TRADES, ^{2/} total. | 26 | 164 | 28 | 6 | 3 |
| Personal services..... | 16 | 82 | 16 | 4 | 1 |
| All other service trades..... | 10 | 82 | 12 | 2 | 2 |
| HOTELS..... | 8 | 154 | 9 | 17 | 17 |
| TOURIST COURTS AND CAMPS..... | 18 | 62 | 15 | 1 | 1 |

x Not available.

^{1/} Includes employees paid for less than the full workweek.

^{2/} See General Description on last page for changes from the 1939 Census of Business in the coverage of Service Trades.

GENERAL DESCRIPTION OF PRELIMINARY RELEASES FOR THE 1948 CENSUS OF BUSINESS

This series of releases, of which one is planned for each county in the United States, presents preliminary results of the 1948 Census of Business. The information is based on reports submitted by business establishments for that Census. The figures shown are preliminary, and are subject to revision in the final Census publications, but the changes are expected to be relatively minor with respect to coverage. The final Census figures will be issued in a series of Business Census bulletins which will show additional detailed kind-of-business information for all places where there are a sufficient number of establishments.

The 1948 Census of Business was taken under the provision of the Act of June 19, 1948, which provides that the Business Census be taken for 1948 and for each fifth year thereafter. Previous Business Censuses were taken for the years 1929, 1933, 1935, and 1939.

Scope of the Census.—The 1948 Census of Business covered all establishments in the following trades, as defined by the Standard Industrial Classification Manual, May 1949 issue, of the Executive Office of the President: all retail trades; all wholesale trades; all service trades in the following four groups—personal services, business services, automobile repairs and services, and miscellaneous repair services; hotels; tourist courts and camps; and amusements, including motion picture theaters. Some important services not covered are radio broadcasting and television, medical and health, legal, educational, nonprofit, accounting, and domestic services.

This coverage is similar to that of the 1939 Business Census. However, "custom trades" and "services incidental to transportation," which are no longer included in the standard classification of the service trades, are not covered by the 1948 Census. In a number of localities, these exclusions as well as other changes in the standard classification may have a considerable effect in comparing

1948 with 1939 data, particularly with respect to establishment count.

Establishment definition.—For Census purposes, a business establishment is defined to include only enterprises conducted from a recognizable place of business, provided that the annual sales were in excess of \$5,000 for a wholesale trade establishment and \$500 for establishments in other trades. A detailed analysis of coverage will be provided in future Census of Business publications.

"Number of establishments" is the number of separate business locations, rather than the number of business companies or organizations, since the Census figures represent information reported separately for each business location or establishment. The establishment count reflects the number of places in business at the end of 1948 excluding administrative and executive offices of multiunit organizations, and "chain store" warehouses.

Sales and receipts.—"1948 sales and receipts" represents sales of merchandise and receipts from repairs and other services to customers. The figures reflect deductions for returned goods and allowances, but not for trade-in allowances; they exclude sales and excise taxes collected from customers and paid directly to any taxing agency.

Proprietors.—"Active proprietors..." represents owners and partners of unincorporated businesses who devoted the major portion of their time to the business in November 1948.

Employment.—"Number of paid employees..." represents all employees on the pay roll for the pay period ending nearest November 15, 1948. "Full workweek" employees, whether regular or seasonal, are those who in the November 15 pay period were paid for working at least the number of hours typically worked in a week by employees of the reporting establishment.

1948 CENSUS OF BUSINESS

RETAIL, WHOLESALE, SERVICE TRADES

U. S. DEPARTMENT OF COMMERCE
BUREAU OF THE CENSUS

PRELIMINARY

For Release March 16, 1950

Release Series BC-1P-25-046

SHERIDAN COUNTY, MONT.

Retail, wholesale, and service establishments located in Sheridan County, Montana, showed a substantial expansion in dollar volume of trade from 1939 to 1948 according to preliminary figures from the 1948 Census of Business released today by the Bureau of the Census, U. S. Department of Commerce.

Retail sales in the county during 1948 aggregated \$6.8 million, an increase of 325 percent over the \$1.6 million in 1939, when the preceding Census of Business was taken. Wholesale sales in the county reached a total of \$7.0 million in 1948 as compared with \$0.8 million in 1939. The service trades included in the Census of business recorded receipts totaling \$175,000 in 1948 compared with \$53,000 in 1939.

Employment in the county also rose over the 9-year period between 1939 and 1948 for the above trades. Establishments in these trades reported a combined total of 310 paid employees for the workweek ended nearest November 15, 1948. This compared with a total of 204 employees reported for the week of November 15, 1939.

These preliminary figures have been derived from a Census report on Sheridan County, Montana. Final figures, superseding the preliminary data for Sheridan County, will be included in a Bulletin for the State of Montana to be issued in several months. Similar data will be made available this year in preliminary and final form for each of the counties and States. A single copy of the preliminary release for Sheridan County as well as an order blank for other area releases may be obtained by writing to the Bureau of the Census, Washington 25, D. C.

Table 1.—CENSUS OF BUSINESS PRELIMINARY RESULTS FOR 1948, BY TRADE GROUP
SHERIDAN COUNTY, MONT.

| Trade group and kind of business | Number of establishments | 1948 sales and receipts (Thousand dollars) | Active proprietors of unincorporated businesses Nov. 1948 | Paid employees, workweek ended nearest Nov. 15, 1948 | |
|---|--------------------------|---|--|--|-------------------------|
| | | | | Total employees ¹ | Full workweek employees |
| RETAIL TRADE, total..... | 117 | 6,817 | 124 | 252 | 220 |
| Food group..... | 19 | 1,335 | 17 | 31 | 26 |
| Eating and drinking places..... | 34 | 850 | 43 | 84 | 72 |
| Gasoline service stations..... | 9 | 410 | 9 | 11 | 10 |
| All other retail stores | 55 | 4,222 | 55 | 126 | 112 |
| WHOLESALE TRADE..... | 29 | 7,013 | 9 | 41 | x |
| SELECTED SERVICE TRADES,²/total.. | 18 | 175 | 20 | 17 | 16 |
| Personal services..... | 10 | 65 | 10 | 10 | 10 |
| All other service trades..... | 8 | 110 | 10 | 7 | 6 |

x Not available.

¹ Includes employees paid for less than the full workweek.

² See General Description on last page for changes from the 1939 Census of Business in the coverage of Service Trades.

GENERAL DESCRIPTION OF PRELIMINARY RELEASES FOR THE 1948 CENSUS OF BUSINESS

This series of releases, of which one is planned for each county in the United States, presents preliminary results of the 1948 Census of Business. The information is based on reports submitted by business establishments for that Census. The figures shown are preliminary, and are subject to revision in the final Census publications, but the changes are expected to be relatively minor with respect to coverage. The final Census figures will be issued in a series of Business Census bulletins which will show additional detailed kind-of-business information for all places where there are a sufficient number of establishments.

The 1948 Census of Business was taken under the provision of the Act of June 19, 1948, which provides that the Business Census be taken for 1948 and for each fifth year thereafter. Previous Business Censuses were taken for the years 1920, 1933, 1935, and 1939.

Scope of the Census.—The 1948 Census of Business covered all establishments in the following trades, as defined by the Standard Industrial Classification Manual, May 1949 issue, of the Executive Office of the President: all retail trades; all wholesale trades; all service trades in the following four groups—personal services, business services, automobile repairs and services, and miscellaneous repair services; hotels; tourist courts and camps; and amusements, including motion picture theaters. Some important services not covered are radio broadcasting and television, medical and health, legal, educational, nonprofit, accounting, and domestic services.

This coverage is similar to that of the 1939 Business Census. However, "custom trades" and "services incidental to transportation," which are no longer included in the standard classification of the service trades, are not covered by the 1948 Census. In a number of localities, these exclusions as well as other changes in the standard classification may have a considerable effect in comparing

1948 with 1939 data, particularly with respect to establishment count.

Establishment definition.—For Census purposes, a business establishment is defined to include only enterprises conducted from a recognizable place of business, provided that the annual sales were in excess of \$5,000 for a wholesale trade establishment and \$500 for establishments in other trades. A detailed analysis of coverage will be provided in future Census of Business publications.

"Number of establishments" is the number of separate business locations, rather than the number of business companies or organizations, since the Census figures represent information reported separately for each business location or establishment. The establishment count reflects the number of places in business at the end of 1948 excluding administrative and executive offices of multiunit organizations, and "chain store" warehouses.

Sales and receipts.—"1948 sales and receipts" represents sales of merchandise and receipts from repairs and other services to customers. The figures reflect deductions for returned goods and allowances, but not for trade-in allowances; they exclude sales and excise taxes collected from customers and paid directly to any taxing agency.

Proprietors.—"Active proprietors..." represents owners and partners of unincorporated businesses who devoted the major portion of their time to the business in November 1948.

Employment.—"Number of paid employees..." represents all employees on the pay roll for the pay period ending nearest November 15, 1948. "Full workweek" employees, whether regular or seasonal, are those who in the November 15 pay period were paid for working at least the number of hours typically worked in a week by employees of the reporting establishment.

1948 CENSUS OF BUSINESS

RETAIL, WHOLESALE, SERVICE TRADES

U. S. DEPARTMENT OF COMMERCE
BUREAU OF THE CENSUS

PRELIMINARY

For Release May 8, 1950

Release Series BC-1P-25-047

SILVER BOW COUNTY, MONT.

Retail, wholesale, and service establishments located in Silver Bow County, Montana, showed a substantial expansion in dollar volume of trade from 1939 to 1948 according to preliminary figures from the 1948 Census of Business released today by the Bureau of the Census, U. S. Department of Commerce.

Retail sales in the county during 1948 aggregated \$53.3 million, an increase of 96 percent over the \$27.2 million in 1939, when the preceding Census of Business was taken. Wholesale sales in the county reached a total of \$79.1 million in 1948 as compared with \$28.1 million in 1939. The service trades included in the Census of Business recorded receipts totaling \$2.5 million in 1948 compared with \$1.5 million in 1939.

Employment in the county also rose over the 9-year period between 1939 and 1948 for the above trades. Establishments in these trades reported a combined total of 4,270 paid employees for the workweek ended nearest November 15, 1948. This compared with a total of 3,737 employees reported for the week of November 15, 1939.

These preliminary figures have been derived from a Census report on Silver Bow County, Montana, which also includes data for the city of Butte. Final figures, superseding the preliminary data for Silver Bow County, will be included in a Bulletin for the State of Montana to be issued in several months. Similar data will be made available this year in preliminary and final form for each of the counties and States. A single copy of the preliminary release for Silver Bow County as well as an order blank for other area releases may be obtained by writing to the Bureau of the Census, Washington 25, D. C.

Table 1.—CENSUS OF BUSINESS PRELIMINARY RESULTS FOR 1948, BY TRADE GROUP

SILVER BOW COUNTY, MONT.

| Trade group and kind of business | Number of establishments | 1948 sales and receipts (Thousand dollars) | Active proprietors of unincorporated businesses Nov. 1948 | Paid employees, workweek ended nearest Nov. 15, 1948 | |
|---|--------------------------|---|--|--|-------------------------|
| | | | | Total employees ¹ | Full workweek employees |
| RETAIL TRADE, total..... | 644 | 53,285 | 682 | 2,825 | 2,197 |
| Food group..... | 182 | 14,202 | 194 | 417 | 324 |
| Eating and drinking places..... | 213 | 7,814 | 277 | 855 | 641 |
| General merchandise grp, general stores..... | 10 | 5,857 | 5 | 431 | 319 |
| Apparel group..... | 41 | 3,257 | 36 | 163 | 143 |
| Furniture-home furnishings-appliance group.. | 24 | 2,869 | 20 | 194 | 191 |
| Automotive group..... | 27 | 2,574 | 15 | 297 | 258 |
| Gasoline service stations..... | 42 | 2,045 | 45 | 72 | 49 |
| Lumber-building-hardware group..... | 12 | 2,063 | 6 | 90 | 81 |
| Drug and proprietary stores..... | 20 | 1,190 | 16 | 68 | 51 |
| All other retail stores..... | 73 | 4,414 | 68 | 238 | 140 |
| WHOLESALE TRADE, total..... | 98 | 79,143 | 35 | 1,029 | x |
| Merchant wholesalers..... | 55 | 31,788 | 25 | 727 | x |
| Manufacturers' sales branches, offices..... | 21 | 17,561 | - | 209 | x |
| Petroleum bulk plants, terminals..... | 10 | 2,407 | 7 | 34 | x |
| Agents, brokers (merchandise)..... | 12 | 27,387 | 3 | 59 | x |
| SELECTED SERVICE TRADES, ² /total..... | 184 | 2,487 | 194 | 416 | 340 |
| Personal services..... | 121 | 1,598 | 133 | 313 | 245 |
| Business services..... | 7 | 279 | 3 | 49 | 43 |
| Automotive repairs and services..... | 34 | 473 | 35 | 44 | 42 |
| Other repair services..... | 22 | 137 | 23 | 10 | 10 |
| TOURIST COURTS AND CAMPS..... | 7 | 87 | 9 | 10 | 7 |

x Not available.

¹/ Includes employees paid for less than the full workweek.

²/ See General Description on last page for changes from the 1939 Census of Business in the coverage of Service Trades.

Table 2.—CENSUS OF BUSINESS PRELIMINARY RESULTS FOR 1948 FOR CITIES OF 2,500 INHABITANTS OR MORE
SILVER BOW COUNTY, MONT.

(Data omitted for trade groups where necessary to avoid disclosure)

| City and trade group ¹ | Number of establishments | 1948 sales and receipts (Thousand dollars) | Active proprietors of unincorporated businesses Nov. 1948 | Paid employees, workweek ended nearest Nov. 15, 1948 | |
|-----------------------------------|--------------------------|---|--|--|-------------------------|
| | | | | Total employees ² | Full workweek employees |
| Butte: | | | | | |
| Retail trade..... | 522 | 48,665 | 537 | 2,569 | 2,032 |
| Wholesale trade..... | 90 | 74,101 | 33 | 852 | x |
| Selected service trades..... | 179 | 2,478 | 189 | 416 | 340 |
| Remainder of county: | | | | | |
| Retail trade..... | 122 | 4,620 | 145 | 256 | 165 |
| Wholesale trade..... | 8 | 5,042 | 2 | 177 | x |
| Selected service trades..... | 5 | 9 | 5 | - | - |

x Not available.

^{1/} See General Description on this page for changes from the 1939 Census of Business in the coverage of Service Trades.

^{2/} Includes employees paid for less than the full workweek.

GENERAL DESCRIPTION OF PRELIMINARY RELEASES FOR THE 1948 CENSUS OF BUSINESS

This series of releases, of which one is planned for each county in the United States, presents preliminary results of the 1948 Census of Business. The information is based on reports submitted by business establishments for that Census. The figures shown are preliminary, and are subject to revision in the final Census publications, but the changes are expected to be relatively minor with respect to coverage. The final Census figures will be issued in a series of Business Census bulletins which will show additional detailed kind-of-business information for all places where there are a sufficient number of establishments.

The 1948 Census of Business was taken under the provision of the Act of June 19, 1948, which provides that the Business Census be taken for 1948 and for each fifth year thereafter. Previous Business Censuses were taken for the years 1929, 1933, 1935, and 1939.

Scope of the Census.—The 1948 Census of Business covered all establishments in the following trades, as defined by the Standard Industrial Classification Manual, May 1949 issue, of the Executive Office of the President: all retail trades; all wholesale trades; all service trades in the following four groups—personal services, business services, automobile repairs and services, and miscellaneous repair services; hotels; tourist courts and camps; and amusements, including motion picture theaters. Some important services not covered are radio broadcasting and television, medical and health, legal, educational, nonprofit, accounting, and domestic services.

This coverage is similar to that of the 1939 Business Census. However, "custom trade" and "services incidental to transportation," which are no longer included in the standard classification of the service trade, are not covered by the 1948 Census. In a number of localities, these exclusions as well as other changes in the standard classification may have

a considerable effect in comparing 1948 with 1939 data, particularly with respect to establishment count.

Establishment definition.—For Census purposes, a business establishment is defined to include only enterprises conducted from a recognizable place of business, provided that the annual sales were in excess of \$5,000 for a wholesale trade establishment and \$500 for establishments in other trades. A detailed analysis of coverage will be provided in future Census of Business publications.

"Number of establishments" is the number of separate business locations, rather than the number of business companies or organizations, since the Census figures represent information reported separately for each business location or establishment. The establishment count reflects the number of places in business at the end of 1948 excluding administrative and executive offices of multiunit organizations, and "chain store" warehouses.

Sales and receipts.—"1948 sales and receipts" represents sales of merchandise and receipts from repairs and other services to customers. The figures reflect deductions for returned goods and allowances, but not for trade-in allowances; they exclude sales and excise taxes collected from customers and paid directly to any taxing agency.

Proprietors.—"Active proprietors..." represents owners and partners of unincorporated businesses who devoted the major portion of their time to the business in November 1948.

Employment.—"Number of paid employees..." represents all employees on the pay roll for the pay period ending nearest November 15, 1948. "Full workweek" employees, whether regular or seasonal, are those who in the November 15 pay period were paid for working at least the number of hours typically worked in a week by employees of the reporting establishment.

1948 CENSUS OF BUSINESS

RETAIL, WHOLESALE, SERVICE TRADES

U. S. DEPARTMENT OF COMMERCE
BUREAU OF THE CENSUS

PRELIMINARY

For Release March 20, 1950

Release Series BC-1P-25-048

STILLWATER COUNTY, MONT.

Retail, wholesale, and service establishments located in Stillwater County, Montana, showed a substantial expansion in dollar volume of trade from 1939 to 1948 according to preliminary figures from the 1948 Census of Business released today by the Bureau of the Census, U. S. Department of Commerce.

Retail sales in the county during 1948 aggregated \$4.2 million, an increase of 180 percent over the \$1.5 million in 1939, when the preceding Census of Business was taken. Wholesale sales in the county reached a total of \$2.1 million in 1948 as compared with \$0.8 million in 1939. The service trades included in the Census of Business recorded receipts totaling \$119,000 in 1948 compared with \$40,000 in 1939.

Employment in the county also rose over the 9-year period between 1939 and 1948 for the above trades. Establishments in these trades reported a combined total of 160 paid employees for the workweek ended nearest November 15, 1948. This compared with a total of 135 employees reported for the week of November 15, 1939.

These preliminary figures have been derived from a Census report on Stillwater County, Montana. Final figures, superseding the preliminary data for Stillwater County, will be included in a Bulletin for the State of Montana to be issued in several months. Similar data will be made available this year in preliminary and final form for each of the counties and States. A single copy of the preliminary release for Stillwater County as well as an order blank for other area releases may be obtained by writing to the Bureau of the Census, Washington 25, D. C.

Table 1.—CENSUS OF BUSINESS PRELIMINARY RESULTS FOR 1948, BY TRADE GROUP
STILLWATER COUNTY, MONT.

| Trade group and kind of business | Number of establishments | 1948 sales and receipts (Thousand dollars) | Active proprietors of unincorporated businesses Nov. 1948 | Paid employees, workweek ended nearest Nov. 15, 1948 | |
|--|--------------------------|---|--|--|-------------------------|
| | | | | Total employees ¹ | Full workweek employees |
| RETAIL TRADE, total..... | 98 | 4,236 | 105 | 136 | 113 |
| Food group..... | 17 | 767 | 18 | 19 | 15 |
| Eating and drinking places..... | 22 | 402 | 26 | 38 | 28 |
| Gasoline service stations..... | 16 | 560 | 18 | 15 | 11 |
| All other retail stores..... | 43 | 2,507 | 43 | 64 | 50 |
| WHOLESALE TRADE..... | 15 | 2,056 | 9 | 19 | 15 |
| SELECTED SERVICE TRADES, ² total... | 22 | 119 | 22 | 5 | 4 |
| Personal services..... | 11 | 32 | 11 | 3 | 3 |
| All other service trades..... | 11 | 87 | 11 | 2 | 1 |

x Not available.

¹/ Includes employees paid for less than the full workweek.

²/ See General Description on last page for changes from the 1939 Census of Business in the coverage of Service Trades.

GENERAL DESCRIPTION OF PRELIMINARY RELEASES FOR THE 1948 CENSUS OF BUSINESS

This series of releases, of which one is planned for each county in the United States, presents preliminary results of the 1948 Census of Business. The information is based on reports submitted by business establishments for that Census. The figures shown are preliminary, and are subject to revision in the final Census publications, but the changes are expected to be relatively minor with respect to coverage. The final Census figures will be issued in a series of Business Census bulletins which will show additional detailed kind-of-business information for all places where there are a sufficient number of establishments.

The 1948 Census of Business was taken under the provision of the Act of June 19, 1948, which provides that the Business Census be taken for 1948 and for each fifth year thereafter. Previous Business Censuses were taken for the years 1929, 1933, 1935, and 1939.

Scope of the Census.—The 1948 Census of Business covered all establishments in the following trades, as defined by the Standard Industrial Classification Manual, May 1949 issue, of the Executive Office of the President: all retail trades; all wholesale trades; all service trades in the following four groups—personal services, business services, automobile repairs and services, and miscellaneous repair services; hotels; tourist courts and camps; and amusements, including motion picture theaters. Some important services not covered are radio broadcasting and television, medical and health, legal, educational, nonprofit, accounting, and domestic services.

This coverage is similar to that of the 1939 Business Census. However, "custom trades" and "services incidental to transportation," which are no longer included in the standard classification of the service trades, are not covered by the 1948 Census. In a number of localities, these exclusions as well as other changes in the standard classification may have a considerable effect in comparing

1948 with 1939 data, particularly with respect to establishment count.

Establishment definition.—For Census purposes, a business establishment is defined to include only enterprises conducted from a recognizable place of business, provided that the annual sales were in excess of \$5,000 for a wholesale trade establishment and \$500 for establishments in other trades. A detailed analysis of coverage will be provided in future Census of Business publications.

"Number of establishments" is the number of separate business locations, rather than the number of business companies or organizations, since the Census figures represent information reported separately for each business location or establishment. The establishment count reflects the number of places in business at the end of 1948 excluding administrative and executive offices of multiunit organizations, and "chain store" warehouses.

Sales and receipts.—"1948 sales and receipts" represents sales of merchandise and receipts from repairs and other services to customers. The figures reflect deductions for returned goods and allowances, but not for trade-in allowances; they exclude sales and excise taxes collected from customers and paid directly to any taxing agency.

Proprietors.—"Active proprietors..." represents owners and partners of unincorporated businesses who devoted the major portion of their time to the business in November 1948.

Employment.—"Number of paid employees..." represents all employees on the pay roll for the pay period ending nearest November 15, 1948. "Full workweek" employees, whether regular or seasonal, are those who in the November 15 pay period were paid for working at least the number of hours typically worked in a week by employees of the reporting establishment.

1948 CENSUS OF BUSINESS

RETAIL, WHOLESALE, SERVICE TRADES

U. S. DEPARTMENT OF COMMERCE
BUREAU OF THE CENSUS

PRELIMINARY

For Release March 20, 1950

Release Series BC-1P-25-049

SWEET GRASS COUNTY, MONT.

Retail, wholesale, and service establishments located in Sweet Grass County, Montana, showed a substantial expansion in dollar volume of trade from 1939 to 1948 according to preliminary figures from the 1948 Census of Business released today by the Bureau of the Census, U. S. Department of Commerce.

Retail sales in the county during 1948 aggregated \$3.8 million, an increase of 245 percent over the \$1.1 million in 1939, when the preceding Census of Business was taken. Wholesale sales in the county reached a total of \$839,000 in 1948 as compared with \$222,000 in 1939. The service trades included in the Census of Business recorded receipts totaling \$80,000 in 1948 compared with \$23,000 in 1939.

Employment in the county also rose over the 9-year period between 1939 and 1948 for the above trades. Establishments in these trades reported a combined total of 196 paid employees for the workweek ended nearest November 15, 1948. This compared with a total of 100 employees reported for the week of November 15, 1939.

These preliminary figures have been derived from a Census report on Sweet Grass County, Montana. Final figures, superseding the preliminary data for Sweet Grass County, will be included in a Bulletin for the State of Montana to be issued in several months. Similar data will be made available this year in preliminary and final form for each of the counties and States. A single copy of the preliminary release for Sweet Grass County as well as an order blank for other area releases may be obtained by writing to the Bureau of the Census, Washington 25, D. C.

Table 1.—CENSUS OF BUSINESS PRELIMINARY RESULTS FOR 1948, BY TRADE GROUP

SWEET GRASS COUNTY, MONT.

| Trade group and kind of business | Number of establishments | 1948 sales and receipts (Thousand dollars) | Active proprietors of unincorporated businesses Nov. 1948 | Paid employees, workweek ended nearest Nov. 15, 1948 | |
|---|--------------------------|---|--|--|-------------------------|
| | | | | Total employees ¹ | Full workweek employees |
| RETAIL TRADE, total..... | 64 | 3,777 | 64 | 179 | 157 |
| Food group..... | 10 | 635 | 12 | 22 | 18 |
| Eating and drinking places..... | 16 | 533 | 19 | 57 | 54 |
| Gasoline service stations..... | 13 | 550 | 14 | 15 | 14 |
| All other retail stores..... | 25 | 2,059 | 19 | 85 | 73 |
| WHOLESALE TRADE..... | 7 | 839 | 4 | 11 | |
| SELECTED SERVICE TRADES,^{2/}..... | 16 | 80 | 17 | 6 | 5 |

x Not available.

^{1/} Includes employees paid for less than the full workweek.

^{2/} See General Description on last page for changes from the 1939 Census of Business in the coverage of Service Trades.

GENERAL DESCRIPTION OF PRELIMINARY RELEASES FOR THE 1948 CENSUS OF BUSINESS

This series of releases, of which one is planned for each county in the United States, presents preliminary results of the 1948 Census of Business. The information is based on reports submitted by business establishments for that Census. The figures shown are preliminary, and are subject to revision in the final Census publications, but the changes are expected to be relatively minor with respect to coverage. The final Census figures will be issued in a series of Business Census bulletins which will show additional detailed kind-of-business information for all places where there are a sufficient number of establishments.

The 1948 Census of Business was taken under the provision of the Act of June 19, 1948, which provides that the Business Census be taken for 1948 and for each fifth year thereafter. Previous Business Censuses were taken for the years 1929, 1933, 1935, and 1939.

Scope of the Census.—The 1948 Census of Business covered all establishments in the following trades, as defined by the Standard Industrial Classification Manual, May 1949 issue, of the Executive Office of the President: all retail trades; all wholesale trades; all service trades in the following four groups—personal services, business services, automobile repairs and services, and miscellaneous repair services; hotels; tourist courts and camps; and amusements, including motion picture theaters. Some important services not covered are radio broadcasting and television, medical and health, legal, educational, nonprofit, accounting, and domestic services.

This coverage is similar to that of the 1939 Business Census. However, "custom trades" and "services incidental to transportation," which are no longer included in the standard classification of the service trades, are not covered by the 1948 Census. In a number of localities, these exclusions as well as other changes in the standard classification may have a considerable effect in comparing

1948 with 1939 data, particularly with respect to establishment count.

Establishment definition.—For Census purposes, a business establishment is defined to include only enterprises conducted from a recognizable place of business, provided that the annual sales were in excess of \$5,000 for a wholesale trade establishment and \$500 for establishments in other trades. A detailed analysis of coverage will be provided in future Census of Business publications.

"Number of establishments" is the number of separate business locations, rather than the number of business companies or organizations, since the Census figures represent information reported separately for each business location or establishment. The establishment count reflects the number of places in business at the end of 1948 excluding administrative and executive offices of multiunit organizations, and "chain store" warehouses.

Sales and receipts.—"1948 sales and receipts" represents sales of merchandise and receipts from repairs and other services to customers. The figures reflect deductions for returned goods and allowances, but not for trade-in allowances; they exclude sales and excise taxes collected from customers and paid directly to any taxing agency.

Proprietors.—"Active proprietors..." represents owners and partners of unincorporated businesses who devoted the major portion of their time to the business in November 1948.

Employment.—"Number of paid employees..." represents all employees on the pay roll for the pay period ending nearest November 15, 1948. "Full workweek" employees, whether regular or seasonal, are those who in the November 15 pay period were paid for working at least the number of hours typically worked in a week by employees of the reporting establishment.

1948 CENSUS OF BUSINESS

RETAIL, WHOLESALE, SERVICE TRADES

U. S. DEPARTMENT OF COMMERCE
BUREAU OF THE CENSUS

PRELIMINARY

For Release March 20, 1950

Release Series BC-1P-25-050

TETON COUNTY, MONT.

Retail, wholesale, and service establishments located in Teton County, Montana, showed a substantial expansion in dollar volume of trade from 1939 to 1948 according to preliminary figures from the 1948 Census of Business released today by the Bureau of the Census, U. S. Department of Commerce.

Retail sales in the county during 1948 aggregated \$7.6 million, an increase of 262 percent over the \$2.1 million in 1939, when the preceding Census of Business was taken. Wholesale sales in the county reached a total of \$10.5 million in 1948 as compared with \$1.8 million in 1939. The service trades included in the Census of Business recorded receipts totaling \$130,000 in 1948 compared with \$38,000 in 1939.

Employment in the county also rose over the 9-year period between 1939 and 1948 for the above trades. Establishments in these trades reported a combined total of 330 paid employees for the workweek ended nearest November 15, 1948. This compared with a total of 181 employees reported for the week of November 15, 1939.

These preliminary figures have been derived from a Census report on Teton County, Montana. Final figures, superseding the preliminary data for Teton County, will be included in a Bulletin for the State of Montana to be issued in several months. Similar data will be made available this year in preliminary and final form for each of the counties and States. A single copy of the preliminary release for Teton County as well as an order blank for other area releases may be obtained by writing to the Bureau of the Census, Washington 25, D. C.

Table 1.—CENSUS OF BUSINESS PRELIMINARY RESULTS FOR 1948, BY TRADE GROUP
TETON COUNTY, MONT.

| Trade group and kind of business | Number of establishments | 1948 sales and receipts (Thousand dollars) | Active proprietors of unincorporated businesses Nov. 1948 | Paid employees, workweek ended nearest Nov. 15, 1948 | |
|---|--------------------------|---|--|--|-------------------------|
| | | | | Total employees ¹ | Full workweek employees |
| RETAIL TRADE, total..... | 118 | 7,607 | 125 | 264 | 217 |
| Food group..... | 20 | 1,199 | 22 | 26 | 20 |
| Eating and drinking places..... | 27 | 552 | 31 | 59 | 45 |
| Gasoline service stations..... | 13 | 601 | 11 | 19 | 15 |
| All other retail stores..... | 58 | 5,255 | 61 | 160 | 137 |
| WHOLESALE TRADE..... | 35 | 10,549 | 12 | 45 | x |
| SELECTED SERVICE TRADES ^{2/} | 20 | 130 | 23 | 21 | 12 |

x Not available.

^{1/} Includes employees paid for less than the full workweek.

^{2/} See General Description on last page for changes from the 1939 Census of Business in the coverage of Service Trades.

GENERAL DESCRIPTION OF PRELIMINARY RELEASES FOR THE 1948 CENSUS OF BUSINESS

This series of releases, of which one is planned for each county in the United States, presents preliminary results of the 1948 Census of Business. The information is based on reports submitted by business establishments for that Census. The figures shown are preliminary, and are subject to revision in the final Census publications, but the changes are expected to be relatively minor with respect to coverage. The final Census figures will be issued in a series of Business Census bulletins which will show additional detailed kind-of-business information for all places where there are a sufficient number of establishments.

The 1948 Census of Business was taken under the provision of the Act of June 19, 1948, which provides that the Business Census be taken for 1948 and for each fifth year thereafter. Previous Business Censuses were taken for the years 1929, 1933, 1935, and 1939.

Scope of the Census.—The 1948 Census of Business covered all establishments in the following trades, as defined by the Standard Industrial Classification Manual, May 1949 issue, of the Executive Office of the President: all retail trades; all wholesale trades; all service trades in the following four groups—personal services, business services, automobile repairs and services, and miscellaneous repair services; hotels; tourist courts and camps; and amusements, including motion picture theaters. Some important services not covered are radio broadcasting and television, medical and health, legal, educational, nonprofit, accounting, and domestic services.

This coverage is similar to that of the 1939 Business Census. However, "custom trades" and "services incidental to transportation," which are no longer included in the standard classification of the service trades, are not covered by the 1948 Census. In a number of localities, these exclusions as well as other changes in the standard classification may have a considerable effect in comparing

1948 with 1939 data, particularly with respect to establishment count.

Establishment definition.—For Census purposes, a business establishment is defined to include only enterprises conducted from a recognizable place of business, provided that the annual sales were in excess of \$5,000 for a wholesale trade establishment and \$500 for establishments in other trades. A detailed analysis of coverage will be provided in future Census of Business publications.

"Number of establishments" is the number of separate business locations, rather than the number of business companies or organizations, since the Census figures represent information reported separately for each business location or establishment. The establishment count reflects the number of places in business at the end of 1948 excluding administrative and executive offices of multiunit organizations, and "chain store" warehouses.

Sales and receipts.—"1948 sales and receipts" represents sales of merchandise and receipts from repairs and other services to customers. The figures reflect deductions for returned goods and allowances, but not for trade-in allowances; they exclude sales and excise taxes collected from customers and paid directly to any taxing agency.

Proprietors.—"Active proprietors..." represents owners and partners of unincorporated businesses who devoted the major portion of their time to the business in November 1948.

Employment.—"Number of paid employees..." represents all employees on the pay roll for the pay period ending nearest November 15, 1948. "Full workweek" employees, whether regular or seasonal, are those who in the November 15 pay period were paid for working at least the number of hours typically worked in a week by employees of the reporting establishment.

1948 CENSUS OF BUSINESS

RETAIL, WHOLESALE, SERVICE TRADES

U. S. DEPARTMENT OF COMMERCE
BUREAU OF THE CENSUS

PRELIMINARY

For Release May 8, 1950

Release Series BC-1P-25-051

TOOLE COUNTY, MONT.

Retail, wholesale, and service establishments located in Toole County, Montana, showed a substantial expansion in dollar volume of trade from 1939 to 1948 according to preliminary figures from the 1948 Census of Business released today by the Bureau of the Census, U. S. Department of Commerce.

Retail sales in the county during 1948 aggregated \$7.8 million, an increase of 160 percent over the \$3.0 million in 1939, when the preceding Census of Business was taken. Wholesale sales in the county reached a total of \$10.0 million in 1948 as compared with \$1.7 million in 1939. The service trades included in the Census of Business recorded receipts totaling \$278,000 in 1948 compared with \$161,000 in 1939.

Employment in the county also rose over the 9-year period between 1939 and 1948 for the above trades. Establishments in these trades reported a combined total of 461 paid employees for the workweek ended nearest November 15, 1948. This compared with a total of 345 employees reported for the week of November 15, 1939.

These preliminary figures have been derived from a Census report on Toole County, Montana, which also includes data for the city of Shelby. Final figures, superseding the preliminary data for Toole County, will be included in a Bulletin for the State of Montana to be issued in several months. Similar data will be made available this year in preliminary and final form for each of the counties and States. A single copy of the preliminary release for Toole County as well as an order blank for other area releases may be obtained by writing to the Bureau of the Census, Washington 25, D. C.

Table 1.—CENSUS OF BUSINESS PRELIMINARY RESULTS FOR 1948, BY TRADE GROUP

TOOLE COUNTY, MONT.

| Trade group and kind of business | Number of establishments | 1948 sales and receipts (Thousand dollars) | Active proprietors of unincorporated businesses Nov. 1948 | Paid employees, workweek ended nearest Nov. 15, 1948 | |
|--|--------------------------|---|--|--|-------------------------|
| | | | | Total employees ¹ | Full workweek employees |
| RETAIL TRADE, total..... | 130 | 7,846 | 129 | 362 | 285 |
| Food group..... | 13 | 1,380 | 10 | 44 | 33 |
| Eating and drinking places..... | 44 | 1,021 | 53 | 116 | 83 |
| Gasoline service stations..... | 15 | 795 | 15 | 33 | 22 |
| All other retail stores..... | 58 | 4,650 | 51 | 169 | 147 |
| WHOLESALE TRADE, total..... | 25 | 9,999 | 14 | 61 | x |
| Merchant wholesalers..... | 6 | 1,608 | 3 | 19 | x |
| Other wholesale..... | 19 | 8,391 | 11 | 42 | x |
| SELECTED SERVICE TRADES, ^{2/} total.. | 18 | 278 | 21 | 38 | 37 |
| Personal services..... | 12 | 152 | 14 | 32 | 31 |
| All other service trades..... | 6 | 126 | 7 | 6 | 6 |

x Not available.

^{1/} Includes employees paid for less than the full workweek.

^{2/} See General Description on last page for changes from the 1939 Census of Business in the coverage of Service Trades.

Table 2.—CENSUS OF BUSINESS PRELIMINARY RESULTS FOR 1948 FOR CITIES OF 2,500 INHABITANTS OR MORE

(Data omitted for trade groups where necessary to avoid disclosure)

| City and trade group ¹ | Number of establishments | 1948 sales and receipts (Thousand dollars) | Active proprietors of unincorporated businesses Nov. 1948 | Paid employees, workweek ended nearest Nov. 15, 1948 | |
|-----------------------------------|--------------------------|---|--|--|-------------------------|
| | | | | Total employees ² | Full workweek employees |
| Wholesale: | | | | | |
| Retail trade | 70 | 5,416 | 73 | 260 | 207 |
| Selected service trades..... | 12 | 190 | 15 | 33 | 22 |
| Manufacturing: | | | | | |
| Retail | 6 | 1,400 | 56 | 132 | 78 |
| Selected service trades..... | 3 | 100 | 7 | 5 | 5 |

1/ See General Description on this page for changes from the 1939 Census of Business in the coverage of service trades.

2/ Includes employees paid for less than the full workweek.

GENERAL DESCRIPTION OF PRELIMINARY RELEASES FOR THE 1948 CENSUS OF BUSINESS

This series of releases, of which one is planned for each county in the United States, presents preliminary results of the 1948 Census of Business. The information is based on reports submitted by business establishments for that Census. The figures shown are preliminary, and are subject to revision in the final Census publications, but the changes are expected to be relatively minor with respect to coverage. The final Census figures will be issued in a series of Business Census bulletins which will show additional detailed kind-of-business information for all places where there are a sufficient number of establishments.

The 1948 Census of Business was taken under the provision of the Act of June 19, 1948, which provides that the Business Census be taken for 1948 and for each fifth year thereafter. Previous Business Censuses were taken for the years 1929, 1933, 1935, and 1939.

Scope of the Census.—The 1948 Census of Business covered all establishments in the following trades, as defined by the Standard Industrial Classification Manual, May 1949 issue, of the Executive Office of the President: all retail trades; all wholesale trades; all service trades in the following four groups—personal services, business services, automobile repairs and services, and miscellaneous repair services; hotels; tourist courts and camps; and amusements, including motion picture theaters. Some important services not covered are radio broadcasting and television, medical and health, legal, educational, nonprofit, accounting, and domestic services.

This coverage is similar to that of the 1939 Business Census. However, "custom trades" and "services incidental to transportation," which are no longer included in the standard classification of the service trades, are not covered by the 1948 Census. In a number of localities, these exclusions as well as other changes in the standard classification may have

a considerable effect in comparing 1948 with 1939 data, particularly with respect to establishment count.

Establishment definition.—For Census purposes, a business establishment is defined to include only enterprises conducted from a recognizable place of business, provided that the annual sales were in excess of \$5,000 for a wholesale trade establishment and \$500 for establishments in other trades. A detailed analysis of coverage will be provided in future Censuses of Business publications.

"Number of establishments" is the number of separate business locations, rather than the number of business companies or organizations, since the Census figures represent information reported separately for each business location or establishment. The establishment count reflects the number of places in business at the end of 1948 excluding administrative and executive offices of multiunit organizations, and "chain store" warehouses.

Sales and receipts.—"1948 sales and receipts" represents sales of merchandise and receipts from repairs and other services to customers. The figures reflect deductions for returned goods and allowances, but not for trade-in allowances; they exclude sales and excise taxes collected from customers and paid directly to any taxing agency.

Proprietors.—"Active proprietors..." represents owners and partners of unincorporated businesses who devoted the major portion of their time to the business in November 1948.

Employment.—"Number of paid employees..." represents all employees on the pay roll for the pay period ending nearest November 15, 1948. "Full workweek" employees, whether regular or seasonal, are those who in the November 15 pay period were paid for working at least the number of hours typically worked in a week by employees of the reporting establishment.

1948 CENSUS OF BUSINESS

RETAIL, WHOLESALE, SERVICE TRADES

U. S. DEPARTMENT OF COMMERCE
BUREAU OF THE CENSUS

PRELIMINARY

For Release March 20, 1950

Release Series BC-1P-25-052

TREASURE COUNTY, MONT.

Retail establishments located in Treasure County Montana, showed a substantial expansion in dollar volume of trade from 1939 to 1948 according to preliminary figures from the 1948 Census of Business released today by the Bureau of the Census, U. S. Department of Commerce.

Retail sales in the county during 1948 aggregated \$1.2 million, an increase of 200 percent over the \$0.4 million in 1939, when the preceding Census of Business was taken.

Employment in the county also rose over the 9-year period between 1939 and 1948 for the above trade. Retail establishments reported 41 paid employees for the workweek ended nearest November 15, 1948. This compared with a total of 33 employees reported for the week of November 15, 1939.

These preliminary figures have been derived from a Census report on Treasure County, Montana. Final figures, superseding the preliminary data for Treasure County, will be included in a Bulletin for the State of Montana to be issued in several months. Similar data will be made available this year in preliminary and final form for each of counties and States. A single copy of the preliminary release for Treasure County as well as an order blank for other area releases may be obtained by writing to the Bureau of the Census, Washington 25, D. C.

Table 1.—CENSUS OF BUSINESS PRELIMINARY RESULTS FOR 1948, BY TRADE GROUP

TREASURE COUNTY, MONT.

| Trade group and kind of business | Number of establishments | 1948 sales and receipts (Thousand dollars) | Active proprietors of unincorporated businesses Nov. 1948 | Paid employees, workweek ended nearest Nov. 15, 1948 | |
|----------------------------------|---------------------------------------|---|--|--|-------------------------|
| | | | | Total employees ¹ | Full workweek employees |
| RETAIL TRADE, total..... | 22 | 1,200 | 27 | 41 | 36 |
| Food group..... | Included in "All other retail stores" | | | | |
| Eating and drinking places..... | 5 | 77 | 4 | 10 | 7 |
| Gasoline service stations..... | Included in "All other retail stores" | | | | |
| All other retail stores..... | 17 | 1,123 | 23 | 31 | 29 |

¹/ Includes employees paid for less than the full workweek.

GENERAL DESCRIPTION OF PRELIMINARY RELEASES FOR THE 1948 CENSUS OF BUSINESS

This series of releases, of which one is planned for each county in the United States, presents preliminary results of the 1948 Census of Business. The information is based on reports submitted by business establishments for that Census. The figures shown are preliminary, and are subject to revision in the final Census publications, but the changes are expected to be relatively minor with respect to coverage. The final Census figures will be issued in a series of Business Census bulletins which will show additional detailed kind-of-business information for all places where there are a sufficient number of establishments.

The 1948 Census of Business was taken under the provision of the Act of June 19, 1948, which provides that the Business Census be taken for 1948 and for each fifth year thereafter. Previous Business Censuses were taken for the years 1929, 1933, 1935, and 1939.

Scope of the Census.—The 1948 Census of Business covered all establishments in the following trades, as defined by the Standard Industrial Classification Manual, May 1949 issue, of the Executive Office of the President: all retail trades; all wholesale trades; all service trades in the following four groups—personal services, business services, automobile repairs and services, and miscellaneous repair services; hotels; tourist courts and camps; and amusements, including motion picture theaters. Some important services not covered are radio broadcasting and television, medical and health, legal, educational, nonprofit, accounting, and domestic services.

This coverage is similar to that of the 1939 Business Census. However, "custom trades" and "services incidental to transportation," which are no longer included in the standard classification of the service trades, are not covered by the 1948 Census. In a number of localities, these exclusions as well as other changes in the standard classification may have a considerable effect in comparing

1948 with 1939 data, particularly with respect to establishment count.

Establishment definition.—For Census purposes, a business establishment is defined to include only enterprises conducted from a recognizable place of business, provided that the annual sales were in excess of \$5,000 for a wholesale trade establishment and \$500 for establishments in other trades. A detailed analysis of coverage will be provided in future Census of Business publications.

"Number of establishments" is the number of separate business locations, rather than the number of business companies or organizations, since the Census figures represent information reported separately for each business location or establishment. The establishment count reflects the number of places in business at the end of 1948 excluding administrative and executive offices of multiunit organizations, and "chain store" warehouses.

Sales and receipts.—"1948 sales and receipts" represents sales of merchandise and receipts from repairs and other services to customers. The figures reflect deductions for returned goods and allowances, but not for trade-in allowances; they exclude sales and excise taxes collected from customers and paid directly to any taxing agency.

Proprietors.—"Active proprietors..." represents owners and partners of unincorporated businesses who devoted the major portion of their time to the business in November 1948.

Employment.—"Number of paid employees..." represents all employees on the pay roll for the pay period ending nearest November 15, 1948. "Full workweek" employees, whether regular or seasonal, are those who in the November 15 pay period were paid for working at least the number of hours typically worked in a week by employees of the reporting establishment.

1948 CENSUS OF BUSINESS

RETAIL, WHOLESALE, SERVICE TRADES

U. S. DEPARTMENT OF COMMERCE
BUREAU OF THE CENSUS

PRELIMINARY

For Release May 8, 1950

Release Series BC-1P-25-053

VALLEY COUNTY, MONT.

Retail, wholesale, and service establishments located in Valley County, Montana, showed an expansion in dollar volume of trade from 1939 to 1948 according to preliminary figures from the 1948 Census of Business released today by the Bureau of the Census, U. S. Department of Commerce.

Retail sales in the county during 1948 aggregated \$11.0 million, an increase of 77 percent over the \$6.2 million in 1939, when the preceding Census of Business was taken. Wholesale sales in the county reached a total of \$12.3 million in 1948 as compared with \$2.7 million in 1939. The service trades included in the Census of Business recorded receipts totaling \$234,000 in 1948 compared with \$201,000 in 1939.

Employment in the county decreased over the 9-year period between 1939 and 1948 for the above trades. Establishments in these trades reported a combined total of 624 paid employees for the workweek ended nearest November 15, 1948. This compared with a total of 771 employees reported for the week of November 15, 1939.

These preliminary figures have been derived from a Census report on Valley County, Montana, which also includes data for the city of Glasgow. Final figures, superseding the preliminary data for Valley County, will be included in a Bulletin for the State of Montana to be issued in several months. Similar data will be made available this year in preliminary and final form for each of the counties and States. A single copy of the preliminary release for Valley County as well as an order blank for other area releases may be obtained by writing to the Bureau of the Census, Washington 25, D. C.

Table 1.—CENSUS OF BUSINESS PRELIMINARY RESULTS FOR 1948, BY TRADE GROUP
VALLEY COUNTY, MONT.

| Trade group and kind of business | Number of establishments | 1948 sales and receipts (Thousand dollars) | Active proprietors of unincorporated businesses Nov. 1948 | Paid employees, workweek ended nearest Nov. 15, 1948 | |
|---|--------------------------|---|--|--|-------------------------|
| | | | | Total employees ¹ | Full workweek employees |
| RETAIL TRADE, total..... | 161 | 11,043 | 159 | 457 | 371 |
| Food group..... | 37 | 2,124 | 30 | 78 | 62 |
| Eating and drinking places..... | 37 | 1,045 | 44 | 122 | 102 |
| General merchandise grp, general stores. | 7 | 918 | 5 | 46 | 44 |
| Apparel group..... | 6 | 405 | 7 | 12 | 12 |
| Furniture-home furnishings-appliance grp. | 5 | 225 | 6 | 17 | 2 |
| Automotive group..... | 11 | 2,523 | 9 | 83 | 76 |
| Gasoline service stations..... | 21 | 516 | 21 | 15 | 10 |
| Lumber-building-hardware group..... | 17 | 2,503 | 18 | 53 | 39 |
| Drug and proprietary stores..... | 6 | 320 | 8 | 11 | 9 |
| All other retail stores..... | 14 | 464 | 11 | 20 | 15 |
| WHOLESALE TRADE, total..... | 42 | 12,334 | 10 | 134 | x |
| Merchant wholesalers..... | 5 | 1,668 | 2 | 28 | x |
| Other wholesale..... | 37 | 10,666 | 8 | 106 | x |
| SELECTED SERVICE TRADES, ² /total..... | 29 | 234 | 30 | 33 | 27 |
| Personal services..... | 20 | 181 | 21 | 30 | 24 |
| All other service trades..... | 9 | 53 | 9 | 3 | 3 |
| HOTELS..... | 11 | 210 | 13 | 31 | 28 |
| TOURIST COURTS AND CAMPS..... | 7 | 43 | 9 | 3 | 1 |

x Not available.

1/ Includes employees paid for less than the full workweek.

2/ See General Description on last page for changes from the 1939 Census of Business in the coverage of Service Trades.

Table 2.—CENSUS OF BUSINESS PRELIMINARY RESULTS FOR 1948 FOR CITIES OF 2,500 INHABITANTS OR MORE
VALLEY COUNTY, MONT.

(Data omitted for trade groups where necessary to avoid disclosure)

| City and trade group ¹ | Number of establishments | 1948 sales and receipts (Thousand dollars) | Active proprietors of unincorporated businesses Nov. 1948 | Paid employees, workweek ended nearest Nov. 15, 1948 | |
|-----------------------------------|--------------------------|---|--|--|-------------------------|
| | | | | Total employees ² | Full workweek employees |
| Glasgow: | | | | | |
| Retail trade..... | 88 | 8,307 | 92 | 357 | 281 |
| Selected service trades.... | 16 | 183 | 16 | 32 | 27 |
| Remainder of county: | | | | | |
| Retail trade..... | 73 | 2,736 | 67 | 100 | 90 |
| Selected service trades.... | 13 | 51 | 14 | 1 | - |

1/ See General Description on this page for changes from the 1939 Census of Business in the coverage of Service Trades.

2/ Includes employees paid for less than the full workweek.

GENERAL DESCRIPTION OF PRELIMINARY RELEASES FOR THE 1948 CENSUS OF BUSINESS

This series of releases, of which one is planned for each county in the United States, presents preliminary results of the 1948 Census of Business. The information is based on reports submitted by business establishments for that Census. The figures shown are preliminary, and are subject to revision in the final Census publications, but the changes are expected to be relatively minor with respect to coverage. The final Census figures will be issued in a series of Business Census bulletins which will show additional detailed kind-of-business information for all places where there are a sufficient number of establishments.

The 1948 Census of Business was taken under the provision of the Act of June 19, 1948, which provides that the Business Census be taken for 1948 and for each fifth year thereafter. Previous Business Censuses were taken for the years 1929, 1933, 1935, and 1939.

Scope of the Census.—The 1948 Census of Business covered all establishments in the following trades, as defined by the Standard Industrial Classification Manual, May 1949 issue, of the Executive Office of the President: all retail trades; all wholesale trades; all service trades in the following four groups—personal services, business services, automobile repairs and services, and miscellaneous repair services; hotels; tourist courts and camps; and amusements, including motion picture theaters. Some important services not covered are radio broadcasting and television, medical and health, legal, educational, nonprofit, accounting, and domestic services.

This coverage is similar to that of the 1939 Business Census. However, "custom trades" and "services incidental to transportation," which are no longer included in the standard classification of the service trades, are not covered by the 1948 Census. In a number of localities, these exclusions as well as other changes in the standard classification may have

a considerable effect in comparing 1948 with 1939 data, particularly with respect to establishment count.

Establishment definition.—For Census purposes, a business establishment is defined to include only enterprises conducted from a recognizable place of business, provided that the annual sales were in excess of \$5,000 for a wholesale trade establishment and \$500 for establishments in other trades. A detailed analysis of coverage will be provided in future Census of Business publications.

"Number of establishments" is the number of separate business locations, rather than the number of business companies or organizations, since the Census figures represent information reported separately for each business location or establishment. The establishment count reflects the number of places in business at the end of 1948 excluding administrative and executive offices of multiunit organizations, and "chain store" warehouses.

Sales and receipts.—"1948 sales and receipts" represents sales of merchandise and receipts from repairs and other services to customers. The figures reflect deductions for returned goods and allowances, but not for trade-in allowances; they exclude sales and excise taxes collected from customers and paid directly to any taxing agency.

Proprietors.—"Active proprietors..." represents owners and partners of unincorporated businesses who devoted the major portion of their time to the business in November 1948.

Employment.—"Number of paid employees..." represents all employees on the pay roll for the pay period ending nearest November 15, 1948. "Full workweek" employees, whether regular or seasonal, are those who in the November 15 pay period were paid for working at least the number of hours typically worked in a week by employees of the reporting establishment.

1948 CENSUS OF BUSINESS

RETAIL, WHOLESALE, SERVICE TRADES

U. S. DEPARTMENT OF COMMERCE
BUREAU OF THE CENSUS

PRELIMINARY

For Release March 20, 1950

Release Series BC-1P-25-054

WHEATLAND COUNTY, MONT.

Retail, wholesale, and service establishments located in Wheatland County, Montana, showed a substantial expansion in dollar volume of trade from 1939 to 1948 according to preliminary figures from the 1948 Census of Business released today by the Bureau of the Census, U. S. Department of Commerce.

Retail sales in the county during 1948 aggregated \$3.4 million, an increase of 143 percent over the \$1.4 million in 1939, when the preceding Census of Business was taken. Wholesale sales in the county reached a total of \$636,000 in 1948 as compared with \$245,000 in 1939. The service trades included in the Census of Business recorded receipts totaling \$99,000 in 1948 as compared with \$36,000 in 1939.

Employment in the county also rose over the 9-year period between 1939 and 1948 for the above trades. Establishments in these trades reported a combined total of 166 paid employees for the workweek ended nearest November 15, 1948. This compared with a total of 126 employees reported for the week of November 15, 1939.

These preliminary figures have been derived from a Census report on Wheatland County, Montana. Final figures, superseding the preliminary data for Wheatland County, will be included in a Bulletin for the State of Montana to be issued in several months. Similar data will be made available this year in preliminary and final form for each of the counties and States. A single copy of the preliminary release for Wheatland County as well as an order blank for other area releases may be obtained by writing to the Bureau of the Census, Washington 25, D. C.

Table 1.—CENSUS OF BUSINESS PRELIMINARY RESULTS FOR 1948, BY TRADE GROUP
WHEATLAND COUNTY, MONT.

| Trade group and kind of business | Number of establishments | 1948 sales and receipts (Thousand dollars) | Active proprietors of unincorporated businesses Nov. 1948 | Paid employees, workweek ended nearest Nov. 15, 1948 | |
|--|--------------------------|---|--|--|-------------------------|
| | | | | Total employees ¹ | Full workweek employees |
| RETAIL TRADE, total..... | 70 | 3,427 | 63 | 147 | 15 |
| Food group..... | 13 | 667 | 12 | 22 | 1 |
| Eating and drinking places..... | 20 | 434 | 18 | 52 | 4 |
| Gasoline service stations..... | 9 | 170 | 9 | 6 | |
| All other retail stores..... | 28 | 2,156 | 24 | 67 | |
| WHOLESALE TRADE..... | 11 | 636 | 11 | 3 | |
| SELECTED SERVICE TRADES,^{2/} total.. | 16 | 99 | 17 | 16 | |
| Personal services..... | 9 | 60 | 10 | 10 | |
| All other service trades..... | 7 | 39 | 7 | 6 | |

x Not available.

^{1/} Includes employees paid for less than the full workweek.

^{2/} See General Description on last page for changes from the 1939 Census of Business in the coverage of Service Trades.

GENERAL DESCRIPTION OF PRELIMINARY RELEASES FOR THE 1948 CENSUS OF BUSINESS

This series of releases, of which one is planned for each county in the United States, presents preliminary results of the 1948 Census of Business. The information is based on reports submitted by business establishments for that Census. The figures shown are preliminary, and are subject to revision in the final Census publications, but the changes are expected to be relatively minor with respect to coverage. The final Census figures will be issued in a series of Business Census bulletins which will show additional detailed kind-of-business information for all places where there are a sufficient number of establishments.

The 1948 Census of Business was taken under the provision of the Act of June 19, 1948, which provides that the Business Census be taken for 1948 and for each fifth year thereafter. Previous Business Censuses were taken for the years 1929, 1933, 1935, and 1939.

Scope of the Census.—The 1948 Census of Business covered all establishments in the following trades, as defined by the Standard Industrial Classification Manual, May 1949 issue, of the Executive Office of the President: all retail trades; all wholesale trades; all service trades in the following four groups—personal services, business services, automobile repairs and services, and miscellaneous repair services; hotels; tourist courts and camps; and amusements, including motion picture theaters. Some important services not covered are radio broadcasting and television, medical and health, legal, educational, nonprofit, accounting, and domestic services.

This coverage is similar to that of the 1939 Business Census. However, "custom trades" and "services incidental to transportation," which are no longer included in the standard classification of the service trades, are not covered by the 1948 Census. In a number of localities, these exclusions as well as other changes in the standard classification may have a considerable effect in comparing

1948 with 1939 data, particularly with respect to establishment count.

Establishment definition.—For Census purposes, a business establishment is defined to include only enterprises conducted from a recognizable place of business, provided that the annual sales were in excess of \$5,000 for a wholesale trade establishment and \$500 for establishments in other trades. A detailed analysis of coverage will be provided in future Census of Business publications.

"Number of establishments" is the number of separate business locations, rather than the number of business companies or organizations, since the Census figures represent information reported separately for each business location or establishment. The establishment count reflects the number of places in business at the end of 1948 excluding administrative and executive offices of multiunit organizations, and "chain store" warehouses.

Sales and receipts.—"1948 sales and receipts" represents sales of merchandise and receipts from repairs and other services to customers. The figures reflect deductions for returned goods and allowances, but not for trade-in allowances; they exclude sales and excise taxes collected from customers and paid directly to any taxing agency.

Proprietors.—"Active proprietors..." represents owners and partners of unincorporated businesses who devoted the major portion of their time to the business in November 1948.

Employment.—"Number of paid employees..." represents all employees on the pay roll for the pay period ending nearest November 15, 1948. "Full workweek" employees, whether regular or seasonal, are those who in the November 15 pay period were paid for working at least the number of hours typically worked in a week by employees of the reporting establishment.

1948 CENSUS OF BUSINESS

RETAIL, WHOLESALE, SERVICE TRADES

U. S. DEPARTMENT OF COMMERCE
BUREAU OF THE CENSUS

PRELIMINARY

For Release March 22, 1950

Release Series BC-1P-25-055

WIBAUX COUNTY, MONT.

Retail establishments located in Wibaux County, Montana, showed a substantial expansion in dollar volume of trade from 1939 to 1948 according to preliminary figures from the 1948 Census of Business released today by the Bureau of the Census, U. S. Department of Commerce.

Retail sales in the county during 1948 aggregated \$1.4 million, an increase of 250 percent over the \$0.4 million in 1939, when the preceding Census of Business was taken.

Employment in the county also rose over the 9-year period between 1939 and 1948 for the above trade. Retail establishments reported 62 paid employees for the workweek ended nearest November 15, 1948. This compared with a total of 34 employees reported for the week of November 15, 1939.

These preliminary figures have been derived from a Census report on Wibaux County, Montana. Final figures, superseding the preliminary data for Wibaux County, will be included in a Bulletin for the State of Montana to be issued in several months. Similar data will be made available this year in preliminary and final form for each of the counties and States. A single copy of the preliminary release for Wibaux County as well as an order blank for other area releases may be obtained by writing to the Bureau of the Census, Washington 25, D. C.

Table 1.—CENSUS OF BUSINESS PRELIMINARY RESULTS FOR 1948, BY TRADE GROUP
WIBAUX COUNTY, MONT.

| Trade group and kind of business | Number of establishments | 1948 sales and receipts (Thousand dollars) | Active proprietors of unincorporated businesses Nov. 1948 | Paid employees, workweek ended nearest Nov. 15, 1948 | |
|----------------------------------|--|---|--|--|-------------------------|
| | | | | Total employees ¹ | Full workweek employees |
| RETAIL TRADE, total..... | 28 | 1,371 | 30 | 62 | 52 |
| Food group..... | Included with "All other retail stores" | | | | |
| Eating and drinking places..... | 9 | 175 | 12 | 24 | 18 |
| Gasoline service stations..... | Included with "All other retail stores" ¹ | | | | |
| All other retail stores..... | 19 | 1,196 | 18 | 38 | 34 |

¹/ Includes employees paid for less than the full workweek.

GENERAL DESCRIPTION OF PRELIMINARY RELEASES FOR THE 1948 CENSUS OF BUSINESS

This series of releases, of which one is planned for each county in the United States, presents preliminary results of the 1948 Census of Business. The information is based on reports submitted by business establishments for that Census. The figures shown are preliminary, and are subject to revision in the final Census publications, but the changes are expected to be relatively minor with respect to coverage. The final Census figures will be issued in a series of Business Census bulletins which will show additional detailed kind-of-business information for all places where there are a sufficient number of establishments.

The 1948 Census of Business was taken under the provision of the Act of June 19, 1948, which provides that the Business Census be taken for 1948 and for each fifth year thereafter. Previous Business Censuses were taken for the years 1929, 1933, 1935, and 1939.

Scope of the Census.—The 1948 Census of Business covered all establishments in the following trades, as defined by the Standard Industrial Classification Manual, May 1949 issue, of the Executive Office of the President: all retail trades; all wholesale trades; all service trades in the following four groups—personal services, business services, automobile repairs and services, and miscellaneous repair services; hotels; tourist courts and camps; and amusements, including motion picture theaters. Some important services not covered are radio broadcasting and television, medical and health, legal, educational, nonprofit, accounting, and domestic services.

This coverage is similar to that of the 1939 Business Census. However, "custom trades" and "services incidental to transportation," which are no longer included in the standard classification of the service trades, are not covered by the 1948 Census. In a number of localities, these exclusions as well as other changes in the standard classification may have a considerable effect in comparing

1948 with 1939 data, particularly with respect to establishment count.

Establishment definition.—For Census purposes, a business establishment is defined to include only enterprises conducted from a recognizable place of business, provided that the annual sales were in excess of \$5,000 for a wholesale trade establishment and \$500 for establishments in other trades. A detailed analysis of coverage will be provided in future Census of Business publications.

"Number of establishments" is the number of separate business locations, rather than the number of business companies or organizations, since the Census figures represent information reported separately for each business location or establishment. The establishment count reflects the number of places in business at the end of 1948 excluding administrative and executive offices of multiunit organizations, and "chain store" warehouses.

Sales and receipts.—"1948 sales and receipts" represents sales of merchandise and receipts from repairs and other services to customers. The figures reflect deductions for returned goods and allowances, but not for trade-in allowances; they exclude sales and excise taxes collected from customers and paid directly to any taxing agency.

Proprietors.—"Active proprietors..." represents owners and partners of unincorporated businesses who devoted the major portion of their time to the business in November 1948.

Employment.—"Number of paid employees..." represents all employees on the pay roll for the pay period ending nearest November 15, 1948. "Full workweek" employees, whether regular or seasonal, are those who in the November 15 pay period were paid for working at least the number of hours typically worked in a week by employees of the reporting establishment.

1948 CENSUS OF BUSINESS

RETAIL, WHOLESALE, SERVICE TRADES

U. S. DEPARTMENT OF COMMERCE
BUREAU OF THE CENSUS

PRELIMINARY

For Release April 3, 1950

Release Series BC-1P-25-056

YELLOWSTONE COUNTY, MONT.

Retail, wholesale, and service establishments located in Yellowstone County, Montana, showed a substantial expansion in dollar volume of trade from 1939 to 1948 according to preliminary figures from the 1948 Census of Business released today by the Bureau of the Census, U. S. Department of Commerce.

Retail sales in the county during 1948 aggregated \$66.4 million, an increase of 212 percent over the \$21.3 million in 1939, when the preceding Census of Business was taken. Wholesale sales in the county reached a total of \$152.5 million in 1948 as compared with \$24.4 million in 1939. The service trades included in the Census of Business recorded receipts totaling \$3.3 million in 1948 compared with \$1.0 million in 1939.

Employment in the county also rose over the 9-year period between 1939 and 1948 for the above trades. Establishments in these trades reported a combined total of 6,031 paid employees for the workweek ended nearest November 15, 1948. This compared with a total of 3,487 employees reported for the week of November 15, 1939.

These preliminary figures have been derived from a Census report on Yellowstone County, Montana, which also includes data for the cities of Billings and Laurel. Final figures, superseding the preliminary data for Yellowstone County, will be included in a Bulletin for the State of Montana to be issued in several months. Similar data will be made available this year in preliminary and final form for each of the counties and States. A single copy of the preliminary release for Yellowstone County as well as an order blank for other area releases may be obtained by writing to the Bureau of the Census, Washington 25, D. C.

Table 1.—CENSUS OF BUSINESS PRELIMINARY RESULTS FOR 1948, BY TRADE GROUP
YELLOWSTONE COUNTY, MONT.

| Trade group and kind of business | Number of establishments | 1948 sales and receipts (Thousand dollars) | Active proprietors of unincorporated businesses Nov. 1948 | Paid employees, workweek ended nearest Nov. 15, 1948 | |
|---|--------------------------|---|--|--|-------------------------|
| | | | | Total employees ¹ | Full workweek employees |
| RETAIL TRADE, total..... | 614 | 66,394 | 623 | 3,404 | 2,852 |
| Food group..... | 135 | 11,976 | 136 | 338 | 243 |
| Eating and drinking places..... | 140 | 7,126 | 178 | 887 | 726 |
| General merchandise group, general stores | 20 | 5,800 | 13 | 469 | 323 |
| Apparel group..... | 46 | 6,734 | 32 | 461 | 422 |
| Furniture-home furnishings-appliance grp | 30 | 3,845 | 31 | 198 | 188 |
| Automotive group..... | 36 | 12,735 | 23 | 392 | 379 |
| Gasoline service stations..... | 81 | 3,885 | 87 | 150 | 129 |
| Lumber-building-hardware group..... | 43 | 7,935 | 32 | 270 | 231 |
| Drug and proprietary stores..... | 19 | 2,002 | 22 | 107 | 98 |
| All other retail stores..... | 64 | 4,356 | 69 | 132 | 113 |
| WHOLESALE TRADE, total..... | 185 | 152,482 | 78 | 2,066 | x |
| Merchant wholesalers..... | 112 | 66,301 | 47 | 1,602 | x |
| Groceries, foods..... | 14 | 10,817 | 9 | 231 | x |
| Hardware, elec'l, plum'g and heat'g... | 19 | 17,599 | 1 | 341 | x |
| Machy, equip't, industrial supplies... | 25 | 11,950 | 9 | 321 | x |
| Automotive parts, accessories..... | 17 | 4,455 | 6 | 195 | x |
| All other merchant wholesalers..... | 37 | 21,480 | 22 | 514 | x |
| Manufact'rs' sales branches, offices.... | 19 | 20,696 | 2 | 236 | x |
| Petroleum bulk plants, terminals..... | 20 | 7,280 | 15 | 62 | x |
| Agents, brokers (merchandise)..... | 13 | 36,515 | 4 | 81 | x |
| Assemblers of farm products..... | 21 | 21,690 | 10 | 85 | x |
| SELECTED SERVICE TRADES, ^{2/} total..... | 200 | 3,273 | 213 | 561 | 523 |
| Personal services..... | 103 | 1,751 | 107 | 397 | 377 |
| Business services..... | 17 | 314 | 16 | 50 | 43 |
| Automotive repairs and services..... | 44 | 831 | 49 | 74 | 65 |
| Other repair services..... | 36 | 377 | 41 | 40 | 38 |
| TOURIST COURTS AND CAMPS..... | 31 | 364 | 34 | 24 | 16 |
| AMUSEMENTS..... | 23 | 1,162 | 16 | 176 | x |

x Not available.

1/ Includes employees paid for less than the full workweek.

2/ See General Description on last page for changes from the 1939 Census of Business in the coverage of Service Trades.

Table 2.—CENSUS OF BUSINESS PRELIMINARY RESULTS FOR 1948 FOR CITIES OF 2,500 INHABITANTS OR MORE

YELLOWSTONE COUNTY, MONT.

(Data omitted for trade groups where necessary to avoid disclosure)

| City and trade group ¹ | Number of establishments | 1948 sales and receipts (Thousand dollars) | Active proprietors of unincorporated businesses Nov. 1948 | Paid employees, workweek ended nearest Nov. 15, 1948 | |
|--|--------------------------|---|--|--|-------------------------|
| | | | | Total employees ² | Full workweek employees |
| Billings: | | | | | |
| Retail trade..... | 420 | 56,509 | 405 | 2,959 | 2,483 |
| Wholesale trade..... | 146 | 125,524 | 58 | 1,868 | x |
| Selected service trades..... | 149 | 2,852 | 156 | 519 | 482 |
| Tourist courts and camps.... | 13 | 134 | 20 | 7 | 5 |
| Laurel: | | | | | |
| Retail trade..... | 72 | 4,286 | 76 | 184 | 158 |
| Selected service trades..... | 20 | 198 | 21 | 30 | 30 |
| Tourist courts and camps.... | 5 | 35 | 3 | 3 | 1 |
| Remainder of county:^{3/} | | | | | |
| Retail trade..... | 122 | 5,599 | 142 | 261 | 211 |
| Wholesale trade..... | 39 | 26,958 | 20 | 198 | x |
| Selected service trades..... | 31 | 223 | 36 | 12 | 11 |
| Tourist courts and camps.... | 13 | 195 | 11 | 14 | 10 |

x Not available.

1/ See General Description on this page for changes from the 1939 Census of Business in the coverage of Service Trades.

2/ Includes employees paid for less than the full workweek.

3/ Includes figures for establishments, other than wholesale, not located in cities of 2,500 inhabitants or more, and wholesale establishments not located in cities of 5,000 inhabitants or more.

GENERAL DESCRIPTION OF PRELIMINARY RELEASES FOR THE 1948 CENSUS OF BUSINESS

This series of releases, of which one is planned for each county in the United States, presents preliminary results of the 1948 Census of Business. The information is based on reports submitted by business establishments for that Census. The figures shown are preliminary, and are subject to revision in the final Census publications, but the changes are expected to be relatively minor with respect to coverage. The final Census figures will be issued in a series of Business Census bulletins which will show additional detailed kind-of-business information for all places where there are a sufficient number of establishments.

The 1948 Census of Business was taken under the provision of the Act of June 19, 1948, which provides that the Business Censuses be taken for 1948 and for each fifth year thereafter. Previous Business Censuses were taken for the years 1929, 1933, 1936, and 1939.

Scope of the Census.—The 1948 Census of Business covered all establishments in the following trades, as defined by the Standard Industrial Classification Manual, May 1949 issue, of the Executive Office of the President: all retail trades; all wholesale trades; all service trades in the following four groups—personal services, business services, automobile repairs and services, and miscellaneous repair services; hotels; tourist courts and camps; and amusements, including motion picture theaters. Some important services not covered are radio broadcasting and television, medical and health, legal, educational, nonprofit, accounting, and domestic services.

This coverage is similar to that of the 1939 Business Censuses. However, "custom trades" and "services incidental to transportation," which are no longer included in the standard classification of the service trades, are not covered by the 1948 Censuses. In a number of localities, these exclusions as well as

other changes in the standard classification may have a considerable effect in comparing 1948 with 1939 data, particularly with respect to establishment count.

Establishment definition.—For Census purposes, a business establishment is defined to include only enterprises conducted from a recognizable place of business, provided that the annual sales were in excess of \$5,000 for a wholesale trade establishment and \$500 for establishments in other trades. A detailed analysis of coverage will be provided in future Censuses of Business publications.

"Number of establishments" is the number of separate business locations, rather than the number of business companies or organizations, since the Census figures represent information reported separately for each business location or establishment. The establishment count reflects the number of places in business at the end of 1948 excluding administrative and executive offices of multiunit organizations, and "chain store" warehouses.

Sales and receipts.—"1948 sales and receipts" represents sales of merchandise and receipts from repairs and other services to customers. The figures reflect deductions for returned goods and allowances, but not for trade-in allowances; they exclude sales and excise taxes collected from customers and paid directly to any taxing agency.

Proprietors.—"Active proprietors..." represents owners and partners of unincorporated businesses who devoted the major portion of their time to the business in November 1948.

Employment.—"Number of paid employees..." represents all employees on the pay roll for the pay period ending nearest November 15, 1948. "Full workweek" employees, whether regular or seasonal, are those who in the November 15 pay period were paid for working at least the number of hours typically worked in a week by employees of the reporting establishment.





1875
1876
1877
1878
1879
1880
1881
1882
1883
1884
1885
1886
1887
1888
1889
1890
1891
1892
1893
1894
1895
1896
1897
1898
1899
1900

NEBRASKA

counties

NEBRASKA

- | | |
|--------------|------------------|
| 1. Adams | 42. Harlan |
| 2. Antelope | 43. Hayes |
| 3. Arthur | 44. Hitchcock |
| 4. Banner | 45. Holt |
| 5. Blaine | 46. Hooker |
| 6. Boone | 47. Howard |
| 7. Box Butte | 48. Jefferson |
| 8. Boyd | 49. Johnson |
| 9. Brown | 50. Kearney |
| 10. Buffalo | 51. Keith |
| 11. Burt | 52. Keya Paha |
| 12. Butler | 53. Kimball |
| 13. Cass | 54. Knox |
| 14. Cedar | 55. Lancaster |
| 15. Chase | 56. Lincoln |
| 16. Cherry | 57. Logan |
| 17. Cheyenne | 58. Loup |
| 18. Clay | 59. McPherson |
| 19. Colfax | 60. Madison |
| 20. Cuming | 61. Merrick |
| 21. Custer | 62. Morrill |
| 22. Dakota | 63. Nance |
| 23. Dawes | 64. Nemaha |
| 24. Dawson | 65. Nuckolls |
| 25. Deuel | 66. Otoe |
| 26. Dixon | 67. Pawnee |
| 27. Dodge | 68. Perkins |
| 28. Douglas | 69. Phelps |
| 29. Dundy | 70. Pierce |
| 30. Fillmore | 71. Platte |
| 31. Franklin | 72. Polk |
| 32. Frontier | 73. Red Willow |
| 33. Furnas | 74. Richardson |
| 34. Gage | 75. Rock |
| 35. Garden | 76. Saline |
| 36. Garfield | 77. Sarpy |
| 37. Gosper | 78. Saunders |
| 38. Grant | 79. Scotts Bluff |
| 39. Greeley | 80. Seward |
| 40. Hall | |
| 41. Hamilton | |

NEBRASKA -----cont'd

- 81. Sheridan
- 82. Sherman
- 83. Sioux
- 84. Stanton
- 85. Thayer
- 86. Thomas
- 87. Thurston
- 88. Valley
- 89. Washington
- 90. Wayne
- 91. Webster
- 92. Wheeler
- 93. York

1875

1948 CENSUS OF BUSINESS

RETAIL, WHOLESALE, SERVICE TRADES

U. S. DEPARTMENT OF COMMERCE
BUREAU OF THE CENSUS

PRELIMINARY

For Release May 29, 1950

Release Series BC-1P-26-000

NEBRASKA

Retail, wholesale, and service establishments located in Nebraska showed a substantial expansion in dollar volume of trade from 1939 to 1948 according to preliminary figures from the 1948 Census of Business released today by the Bureau of the Census, U. S. Department of Commerce.

Retail sales in the State during 1948 aggregated \$1,313,900,000, an increase of 231 percent over the \$397,200,000 sales in 1939, when the preceding Census of Business was taken. Wholesale sales volume in the State showed a 322 percent rise over the same period, reaching a total of \$2,392,000,000 in 1948 as compared with \$567,000,000 in 1939. The service trades included in the Census of Business reported receipts totaling \$63,000,000 in 1948 compared with \$23,600,000 in 1939. Hotel receipts moved from \$7,800,000 in 1939 to \$17,800,000 in 1948. Amusement businesses in the State recorded receipts of \$15,700,000 in 1948. No comparable figure for 1939 is available.

Employment in the State also rose over the 9-year period between 1939 and 1948 for the above trades. Retail trade establishments reported 64,230 paid employees for the workweek ended nearest November 15, 1948. Of these, 51,105 worked the full week, and the remainder part of the week. The comparable figures for 1939 were 45,818 and 35,623. Wholesale trade establishments reported a total of 23,948 full- and part-week employees for the week of November 15, 1948, compared with 15,635 for the same week in 1939. For the selected service trades, November 15, 1948, paid employees numbered 8,934; the comparable figure for 1939, adjusted for change in scope between the two Censuses, was 7,815.

These preliminary figures have been compiled from similar releases being made available for each county in Nebraska. Final figures, superseding the preliminary data for Nebraska, will be included in a State Bulletin to be issued in several months. Similar data will be made available in preliminary and final form for each of the States.

A single copy of the preliminary release for Nebraska as well as an order blank for other area releases may be obtained by writing to the Bureau of the Census, Washington 25, D. C.

Table 1.—CENSUS OF BUSINESS PRELIMINARY RESULTS FOR 1948, BY TRADE GROUP

NEBRASKA

| Trade group and kind of business | Number of establishments | 1948 sales and receipts (Thousand dollars) | Active proprietors of unincorporated businesses Nov. 1948 | Paid employees, workweek ended nearest Nov. 15, 1948 | |
|---|--------------------------|---|--|--|-------------------------|
| | | | | Total employees ¹ | Full workweek employees |
| RETAIL TRADE, total..... | 16,827 | 1,313,883 | 17,111 | 64,230 | 51,105 |
| Food group..... | 3,135 | 245,338 | 3,268 | 8,089 | 5,766 |
| Eating and drinking places..... | 3,185 | 91,010 | 3,564 | 10,946 | 8,470 |
| General merchandise grp; general stores | 700 | 149,297 | 550 | 11,970 | 8,853 |
| Apparel group..... | 742 | 67,315 | 737 | 4,137 | 3,173 |
| Furniture-home furnishgs-appliance grp | 895 | 66,344 | 840 | 3,627 | 3,220 |
| Automotive group..... | 1,135 | 227,912 | 1,215 | 6,993 | 6,612 |
| Gasoline service stations..... | 2,292 | 99,432 | 2,304 | 3,791 | 3,053 |
| Lumber-building-hardware group..... | 2,252 | 229,921 | 2,119 | 7,878 | 6,864 |
| Drug and proprietary stores..... | 661 | 38,419 | 683 | 2,806 | 1,916 |
| All other retail stores..... | 1,830 | 98,895 | 1,831 | 3,993 | 3,178 |
| WHOLESALE TRADE, total..... | 3,165 | 2,392,023 | 2,068 | 23,948 | x |
| Merchant wholesalers, total..... | 1,098 | 758,853 | 782 | 13,890 | x |
| Groceries, Confectionery, meat..... | 95 | 104,513 | 70 | 1,974 | x |
| Farm products, edible..... | 101 | 80,030 | 100 | 2,151 | x |
| Tobacco..... | 34 | 21,730 | 26 | 278 | x |
| Furniture, home furnishings..... | 16 | 10,949 | 7 | 322 | x |
| Automotive supplies..... | 150 | 30,356 | 93 | 1,467 | x |
| Electrical merchandise..... | 45 | 46,058 | 29 | 987 | x |
| Hardware, plumbing, heating..... | 33 | 29,188 | 11 | 808 | x |
| Lumber, construction materials..... | 33 | 30,380 | 14 | 503 | x |
| Mach'y, equip't, industrial supplies | 155 | 62,801 | 88 | 1,774 | x |
| All other merchant wholesalers..... | 436 | 342,848 | 344 | 3,626 | x |
| Manufact'rs' sales branches, offices.. | 174 | 286,679 | - | 3,681 | x |
| Petroleum bulk plants, terminals..... | 652 | 99,439 | 529 | 1,238 | x |
| Agents, brokers (merchandise)..... | 217 | 806,620 | 216 | 1,707 | x |
| Assemblers of farm products..... | 1,024 | 440,432 | 541 | 3,432 | x |
| SELECTED SERVICE TRADES, total..... | 5,317 | 63,013 | 5,622 | 8,934 | 7,797 |
| Personal services..... | 2,913 | 30,091 | 3,049 | 5,642 | 5,014 |
| Business services..... | 193 | 8,195 | 177 | 1,329 | 1,035 |
| Automotive repairs and services..... | 1,160 | 15,508 | 1,278 | 1,271 | 1,147 |
| Other repairs and services..... | 1,051 | 9,219 | 1,118 | 692 | 601 |
| HOTELS..... | 345 | 17,764 | 327 | 3,989 | 3,320 |
| TOURIST COURTS AND CAMPS..... | 216 | 1,986 | 235 | 178 | 116 |
| AMUSEMENTS..... | 607 | 15,692 | 525 | 3,147 | x |

x Not available.

1/ Includes employees paid for less than the full workweek.

1948 CENSUS OF BUSINESS

RETAIL, WHOLESALE, SERVICE TRADES

U. S. DEPARTMENT OF COMMERCE
BUREAU OF THE CENSUS

PRELIMINARY

For Release April 10, 1950

Release Series BC-1P26-001

ADAMS COUNTY, NEBR.

Retail, wholesale, and service establishments located in Adams County, Nebraska, showed a substantial expansion in dollar volume of trade from 1939 to 1948 according to preliminary figures from the 1948 Census of Business released today by the Bureau of the Census, U. S. Department of Commerce.

Retail sales in the county during 1948 aggregated \$32.9 million, an increase of 311 percent over the \$8.0 million in 1939, when the preceding Census of Business was taken. Wholesale sales in the county reached a total of \$21.9 million in 1948 as compared with \$7.7 million in 1939. The service trades included in the Census of Business recorded receipts totaling \$1.3 million in 1948 compared with \$0.5 million in 1939.

Employment in the county also rose over the 9-year period between 1939 and 1948 for the above trades. Establishments in these trades reported a combined total of 2,536 paid employees for the workweek ended nearest November 15, 1948. This compared with a total of 1,631 employees reported for the week of November 15, 1939.

These preliminary figures have been derived from a Census report on Adams County, Nebraska, which also includes data for the city of Hastings. Final figures, superseding the preliminary data for Adams County, will be included in a Bulletin for the State of Nebraska to be issued in several months. Similar data will be made available this year in preliminary and final form for each of the counties and States. A single copy of the preliminary release for Adams County as well as an order blank for other area releases may be obtained by writing to the Bureau of the Census, Washington 25, D. C.

44345

Table 1.—CENSUS OF BUSINESS PRELIMINARY RESULTS FOR 1948, BY TRADE GROUP
ADAMS COUNTY, NEBR.

| Trade group and kind of business | Number of establishments | 1948 sales and receipts (Thousand dollars) | Active proprietors of unincorporated businesses Nov. 1948 | Paid employees, workweek ended nearest Nov. 15, 1948 | |
|---|--------------------------|---|--|--|-------------------------|
| | | | | Total employees ¹ | Full workweek employees |
| RETAIL TRADE, total..... | 332 | 32,943 | 305 | 1,755 | 1,368 |
| Food group..... | 58 | 4,855 | 51 | 181 | 136 |
| Eating and drinking places..... | 59 | 1,433 | 67 | 251 | 181 |
| General merchandise grp, general stores..... | 11 | 4,397 | 5 | 359 | 243 |
| Apparel group..... | 19 | 2,164 | 18 | 125 | 103 |
| Furniture-home furnishings-appliance grp..... | 15 | 1,301 | 11 | 59 | 53 |
| Automotive group..... | 31 | 9,811 | 31 | 235 | 229 |
| Gasoline service stations..... | 44 | 2,402 | 38 | 108 | 85 |
| Lumber-building-hardware group..... | 32 | 3,512 | 22 | 188 | 154 |
| Drug and proprietary stores..... | 17 | 1,070 | 18 | 116 | 84 |
| All other retail stores..... | 46 | 1,998 | 44 | 133 | 100 |
| WHOLESALE TRADE, total..... | 62 | 21,918 | 38 | 542 | x |
| Merchant wholesalers..... | 32 | 14,741 | 21 | 476 | x |
| Assemblers of farm products..... | 21 | 4,638 | 10 | 30 | x |
| Other types of wholesalers | 9 | 2,539 | 7 | 36 | x |
| SELECTED SERVICE TRADES, ^{2/} total..... | 116 | 1,296 | 135 | 239 | 186 |
| Personal services..... | 59 | 714 | 69 | 179 | 134 |
| Business services..... | 5 | 57 | 5 | 10 | 7 |
| Automotive repairs and services..... | 32 | 390 | 40 | 40 | 37 |
| Other repair services..... | 20 | 135 | 21 | 10 | 8 |
| TOURIST COURTS AND CAMPS..... | 7 | 73 | 10 | 6 | 4 |

x Not available.

^{1/} Includes employees paid for less than the full workweek.

^{2/} See General Description on last page for changes from the 1939 Census of Business in the coverage of Service Trades.

44345

Table 2.—CENSUS OF BUSINESS PRELIMINARY RESULTS FOR 1948 FOR CITIES OF 2,500 INHABITANTS OR MORE

ADAMS COUNTY, NEBR.

(Data omitted for trade groups where necessary to avoid disclosure)

| City and trade group ¹ | Number of establishments | 1948 sales and receipts (Thousand dollars) | Active proprietors of unincorporated businesses Nov. 1948 | Paid employees, workweek ended nearest Nov. 15, 1948 | |
|-----------------------------------|--------------------------|---|--|--|-------------------------|
| | | | | Total employees ² | Full workweek employees |
| Hastings: | | | | | |
| Retail trade..... | 277 | 29,946 | 253 | 1,666 | 1,302 |
| Wholesale trade..... | 43 | 17,465 | 25 | 511 | x |
| Selected service trades.... | 103 | 1,195 | 120 | 235 | 183 |
| Remainder of county: | | | | | |
| Retail trade..... | 55 | 2,997 | 52 | 89 | 66 |
| Wholesale trade..... | 19 | 4,453 | 13 | 31 | x |
| Selected service trades.... | 13 | 101 | 15 | 4 | 3 |

x Not available.

1/ See General Description on this page for changes from the 1939 Census of Business in the coverage of Service Trades.

2/ Includes employees paid for less than the full workweek.

GENERAL DESCRIPTION OF PRELIMINARY RELEASES FOR THE 1948 CENSUS OF BUSINESS

This series of releases, of which one is planned for each county in the United States, presents preliminary results of the 1948 Census of Business. The information is based on reports submitted by business establishments for that Census. The figures shown are preliminary, and are subject to revision in the final Census publications, but the changes are expected to be relatively minor with respect to coverage. The final Census figures will be issued in a series of Business Census bulletins which will show additional detailed kind-of-business information for all places where there are a sufficient number of establishments.

The 1948 Census of Business was taken under the provision of the Act of June 19, 1948, which provides that the Business Census be taken for 1948 and for each fifth year thereafter. Previous Business Censuses were taken for the years 1929, 1933, 1936, and 1939.

Scope of the Census.—The 1948 Census of Business covered all establishments in the following trades, as defined by the Standard Industrial Classification Manual, May 1949 issue, of the Executive Office of the President: all retail trades; all wholesale trades; all service trades in the following four groups—personal services, business services, automobile repairs and services, and miscellaneous repair services; hotels; tourist courts and camps; and amusements, including motion picture theaters. Some important services not covered are radio broadcasting and television, medical and health, legal, educational, nonprofit, accounting, and domestic services.

This coverage is similar to that of the 1939 Business Census. However, "custom trades" and "services incidental to transportation," which are no longer included in the standard classification of the service trades, are not covered by the 1948 Census. In a number of localities, these exclusions as well as

other changes in the standard classification may have a considerable effect in comparing 1948 with 1939 data, particularly with respect to establishment count.

Establishment definition.—For Census purposes, a business establishment is defined to include only enterprises conducted from a recognizable place of business, provided that the annual sales were in excess of \$5,000 for a wholesale trade establishment and \$500 for establishments in other trades. A detailed analysis of coverage will be provided in future Census of Business publications.

"Number of establishments" is the number of separate business locations, rather than the number of business companies or organizations, since the Census figures represent information reported separately for each business location or establishment. The establishment count reflects the number of places in business at the end of 1948 excluding administrative and executive offices of multinit organizations, and "chain store" warehouses.

Sales and receipts.—"1948 sales and receipts" represents sales of merchandise and receipts from repairs and other services to customers. The figures reflect deductions for returned goods and allowances, but not for trade-in allowances; they exclude sales and excise taxes collected from customers and paid directly to any taxing agency.

Proprietors.—"Active proprietors..." represents owners and partners of unincorporated businesses who devoted the major portion of their time to the business in November 1948.

Employment.—"Number of paid employees..." represents all employees on the pay roll for the pay period ending nearest November 15, 1948. "Full workweek" employees, whether regular or seasonal, are those who in the November 15 pay period were paid for working at least the number of hours typically worked in a week by employees of the reporting establishment.

1948 CENSUS OF BUSINESS

RETAIL, WHOLESALE, SERVICE TRADES

U. S. DEPARTMENT OF COMMERCE
BUREAU OF THE CENSUS

PRELIMINARY

For Release April 6, 1950

Release Series BC-1P-26-002

ANTELOPE COUNTY, NEBR.

Retail, wholesale, and service establishments located in Antelope County, Nebraska, showed a substantial expansion in dollar volume of trade from 1939 to 1948 according to preliminary figures from the 1948 Census of Business released today by the Bureau of the Census, U. S. Department of Commerce.

Retail sales in the county during 1948 aggregated \$10.1 million, an increase of 288 percent over the \$2.6 million in 1939, when the preceding Census of Business was taken. Wholesale sales in the county reached a total of \$3.4 million in 1948 as compared with \$0.6 million in 1939. The service trades included in the Census of Business recorded receipts totaling \$266,000 in 1948 compared with \$84,000 in 1939.

Employment in the county also rose over the 9-year period between 1939 and 1948 for the above trades. Establishments in these trades reported a combined total of 439 paid employees for the workweek ended nearest November 15, 1948. This compared with a total of 278 employees reported for the week of November 15, 1939.

These preliminary figures have been derived from a Census report on Antelope County, Nebraska. Final figures, superseding the preliminary data for Antelope County, will be included in a Bulletin for the State of Nebraska to be issued in several months. Similar data will be made available this year in preliminary and final form for each of the counties and States. A single copy of the preliminary release for Antelope County as well as an order blank for other area releases may be obtained by writing to the Bureau of the Census, Washington 25, D. C.

Table 1.—CENSUS OF BUSINESS PRELIMINARY RESULTS FOR 1948, BY TRADE GROUP

ANTELOPE COUNTY, NEBR.

| Trade group and kind of business | Number of establishments | 1948 sales and receipts (Thousand dollars) | Active proprietors of unincorporated businesses Nov. 1948 | Paid employees, workweek ended nearest Nov. 15, 1948 | |
|---|--------------------------|---|---|--|-------------------------|
| | | | | Total employees ¹ | Full workweek employees |
| RETAIL TRADE, total..... | 183 | 10,050 | 181 | 377 | 288 |
| Food group..... | 23 | 1,708 | 17 | 53 | 37 |
| Eating and drinking places..... | 31 | 469 | 40 | 57 | 33 |
| General merchandise grp, general stores | 12 | 786 | 10 | 46 | 32 |
| Apparel group..... | 8 | 168 | 8 | 9 | 5 |
| Furniture-home furnishgs-appliance grp | 11 | 373 | 9 | 16 | 13 |
| Automotive group..... | 11 | 1,730 | 12 | 46 | 46 |
| Gasoline service stations..... | 33 | 1,117 | 31 | 44 | 36 |
| Lumber-building-hardware group..... | 31 | 2,775 | 33 | 80 | 69 |
| Drug and proprietary stores..... | 6 | 198 | 6 | 15 | 9 |
| All other retail stores..... | 17 | 726 | 15 | 11 | 8 |
| WHOLESALE TRADE..... | 23 | 3,360 | 21 | 42 | x |
| SELECTED SERVICE TRADES, ^{2/} total..... | 44 | 266 | 42 | 20 | 17 |
| Personal services..... | 27 | 100 | 25 | 9 | 8 |
| All other service trades..... | 17 | 166 | 17 | 11 | 9 |
| AMUSEMENTS..... | 10 | 123 | 12 | 16 | x |

x Not available.

^{1/} Includes employees paid for less than the full workweek.

^{2/} See General Description on this page for changes from the 1939 Census of Business in the coverage of Service Trades.

GENERAL DESCRIPTION OF PRELIMINARY RELEASES FOR THE 1948 CENSUS OF BUSINESS

This series of releases, of which one is planned for each county in the United States, presents preliminary results of the 1948 Census of Business. The information is based on reports submitted by business establishments for that Census. The figures shown are preliminary, and are subject to revision in the final Census publications, but the changes are expected to be relatively minor with respect to coverage. The final Census figures will be issued in a series of Business Census bulletins which will show additional detailed kind-of-business information for all places where there are a sufficient number of establishments.

The 1948 Census of Business was taken under the provision of the Act of June 19, 1948, which provides that the Business Censuses be taken for 1948 and for each fifth year thereafter. Previous Business Censuses were taken for the years 1929, 1933, 1935, and 1939.

Scope of the Census.—The 1948 Census of Business covered all establishments in the following trades, as defined by the Standard Industrial Classification Manual, May 1949 issue, of the Executive Office of the President: all retail trades; all wholesale trades; all service trades in the following four groups—personal services, business services, automobile repairs and services, and miscellaneous repair services; hotels; tourist courts and camps; and amusements, including motion picture theaters. Some important services not covered are radio broadcasting and television, medical and health, legal, educational, nonprofit, accounting, and domestic services.

This coverage is similar to that of the 1939 Business Census. However, "custom trades" and "services incidental to transportation," which are no longer included in the standard classification of the service trades, are not covered by the 1948 Census. In a number of localities, these exclusions as well as

other changes in the standard classification may have a considerable effect in comparing 1948 with 1939 data, particularly with respect to establishment count.

Establishment definition.—For Census purposes, a business establishment is defined to include only enterprises conducted from a recognizable place of business, provided that the annual sales were in excess of \$5,000 for a wholesale trade establishment and \$500 for establishments in other trades. A detailed analysis of coverage will be provided in future Census of Business publications.

"Number of establishments" is the number of separate business locations, rather than the number of business companies or organizations, since the Census figures represent information reported separately for each business location or establishment. The establishment count reflects the number of places in business at the end of 1948 excluding administrative and executive offices of multiunit organizations, and "chain store" warehouses.

Sales and receipts.—"1948 sales and receipts" represents sales of merchandise and receipts from repairs and other services to customers. The figures reflect deductions for returned goods and allowances, but not for trade-in allowances; they exclude sales and excise taxes collected from customers and paid directly to any taxing agency.

Proprietors.—"Active proprietors..." represents owners and partners of unincorporated businesses who devoted the major portion of their time to the business in November 1948.

Employment.—"Number of paid employees..." represents all employees on the pay roll for the pay period ending nearest November 15, 1948. "Full workweek" employees, whether regular or seasonal, are those who in the November 15 pay period were paid for working at least the number of hours typically worked in a week by employees of the reporting establishment.

1948 CENSUS OF BUSINESS

RETAIL, WHOLESALE, SERVICE TRADES

U. S. DEPARTMENT OF COMMERCE
BUREAU OF THE CENSUS

PRELIMINARY

For Release April 6, 1950

Release Series BC-1P-26-003

ARTHUR COUNTY, NEBR.

Retail establishments located in Arthur County, Nebraska, showed an expansion in dollar volume of trade from 1939 to 1948 according to preliminary figures released today by the Bureau of the Census, U. S. Department of Commerce.

Nine retail establishments reported 1948 sales aggregating \$230,000, an increase of 177 percent over the \$83,000 reported by sixteen establishments in 1939, when the preceding Census of Business was taken.

Retail establishments reported ten active proprietors of unincorporated businesses in 1948 as compared with fifteen proprietors in 1939. Twelve paid employees were reported for the workweek ended nearest November 15, 1948. Of these, three worked the full workweek, and the remainder part of the week. The comparable figures for 1939 were seven and five.

These preliminary figures have been derived from a Census report on Arthur County, Nebraska. Final figures, superseding the preliminary data for Arthur County, will be included in a Bulletin for the State of Nebraska to be issued in several months. Similar data will be made available this year in preliminary and final form for each of the counties and States. A single copy of the preliminary release for Arthur County as well as an order blank for other area releases may be obtained by writing to the Bureau of the Census, Washington 25, D. C.

1948 CENSUS OF BUSINESS

RETAIL, WHOLESALE, SERVICE TRADES

U. S. DEPARTMENT OF COMMERCE
BUREAU OF THE CENSUS

PRELIMINARY

For Release May 15, 1950

Release Series BC-1P-26-004

BANNER COUNTY, NEBR.

Retail establishments located in Banner County, Nebraska, showed a decrease in dollar volume of trade from 1939 to 1948 according to preliminary figures released today by the Bureau of the Census, U. S. Department of Commerce.

Three retail establishments reported 1948 sales aggregating \$36,000, a decrease of 31 percent from the \$52,000 reported by nine establishments in 1939, when the preceding Census of Business was taken.

Retail establishments reported three active proprietors of unincorporated businesses in 1948 as compared with nine proprietors in 1939. No employees were reported for the workweek ended nearest November 15, 1948; only one employee was reported for the same week in 1939.

These preliminary figures have been derived from a Census report on Banner County, Nebraska. Final figures, superseding the preliminary data for Banner County, will be included in a Bulletin for the State of Nebraska to be issued in several months. Similar data will be made available this year in preliminary and final form for each of the counties and States. A single copy of the preliminary release for Banner County as well as an order blank for other area releases may be obtained by writing to the Bureau of the Census, Washington 25, D. C.

91213

GENERAL DESCRIPTION OF PRELIMINARY RELEASES FOR THE 1948 CENSUS OF BUSINESS

This series of releases, of which one is planned for each county in the United States, presents preliminary results of the 1948 Census of Business. The information is based on reports submitted by business establishments for that Census. The figures shown are preliminary, and are subject to revision in the final Census publications, but the changes are expected to be relatively minor with respect to coverage. The final Census figures will be issued in a series of Business Census bulletins which will show additional detailed kind-of-business information for all places where there are a sufficient number of establishments.

The 1948 Census of Business was taken under the provision of the Act of June 19, 1948, which provides that the Business Census be taken for 1948 and for each fifth year thereafter. Previous Business Censuses were taken for the years 1929, 1933, 1935, and 1939.

Scope of the Census.—The 1948 Census of Business covered all establishments in the following trades, as defined by the Standard Industrial Classification Manual, May 1949 issue, of the Executive Office of the President: all retail trades; all wholesale trades; all service trades in the following four groups—personal services, business services, automobile repairs and services, and miscellaneous repair services; hotels; tourist courts and camps; and amusements, including motion picture theaters. Some important services not covered are radio broadcasting and television, medical and health, legal, educational, nonprofit, accounting, and domestic services.

This coverage is similar to that of the 1939 Business Census. However, "custom trades" and "services incidental to transportation," which are no longer included in the standard classification of the service trades, are not covered by the 1948 Census. In a number of localities, these exclusions as well as other changes in the standard classification may have a considerable effect in comparing

1948 with 1939 data, particularly with respect to establishment count.

Establishment definition.—For Census purposes, a business establishment is defined to include only enterprises conducted from a recognizable place of business, provided that the annual sales were in excess of \$5,000 for a wholesale trade establishment and \$500 for establishments in other trades. A detailed analysis of coverage will be provided in future Census of Business publications.

"Number of establishments" is the number of separate business locations, rather than the number of business companies or organizations, since the Census figures represent information reported separately for each business location or establishment. The establishment count reflects the number of places in business at the end of 1948 excluding administrative and executive offices of multiunit organizations, and "chain store" warehouses.

Sales and receipts.—"1948 sales and receipts" represents sales of merchandise and receipts from repairs and other services to customers. The figures reflect deductions for returned goods and allowances, but not for trade-in allowances; they exclude sales and excise taxes collected from customers and paid directly to any taxing agency.

Proprietors.—"Active proprietors..." represents owners and partners of unincorporated businesses who devoted the major portion of their time to the business in November 1948.

Employment.—"Number of paid employees..." represents all employees on the pay roll for the pay period ending nearest November 15, 1948. "Full workweek" employees, whether regular or seasonal, are those who in the November 15 pay period were paid for working at least the number of hours typically worked in a week by employees of the reporting establishment.

1948 CENSUS OF BUSINESS

RETAIL, WHOLESALE, SERVICE TRADES

U. S. DEPARTMENT OF COMMERCE
BUREAU OF THE CENSUS

PRELIMINARY

For Release April 3, 1950

Release Series BC-1P-26-005

BLAINE COUNTY, NEBR.

Retail establishments located in Blaine County, Nebraska, showed an expansion in dollar volume of trade from 1939 to 1948 according to preliminary figures released today by the Bureau of the Census, U. S. Department of Commerce.

Fifteen retail establishments reported 1948 sales aggregating \$670,000, an increase of 209 percent over the 217,000 reported by twenty-four establishments in 1939, when the preceding Census of Business was taken.

Retail establishments reported twelve active proprietors of unincorporated businesses in 1948 as compared with twenty-two proprietors in 1939. Eighteen paid employees were reported for the workweek ended nearest November 15, 1948. Of these, twelve worked the full workweek, and the remainder part of the week. The comparable figures for 1939 were thirteen and twelve.

These preliminary figures have been derived from a Census report on Blaine County, Nebraska. Final figures, superseding the preliminary data for Blaine County, will be included in a Bulletin for the State of Nebraska to be issued in several months. Similar data will be made available this year in preliminary and final form for each of the counties and States. A single copy of the preliminary release for Blaine County as well as an order blank for other area releases may be obtained by writing to the Bureau of the Census, Washington 25, D. C.

1948 CENSUS OF BUSINESS

RETAIL, WHOLESALE, SERVICE TRADES

U. S. DEPARTMENT OF COMMERCE
BUREAU OF THE CENSUS

PRELIMINARY

For Release April 24, 1950

Release Series BC-1P-26-006

BOONE COUNTY, NEBR.

Retail, wholesale, and service establishments located in Boone County, Nebraska, showed a substantial expansion in dollar volume of trade from 1939 to 1948 according to preliminary figures from the 1948 Census of Business released today by the Bureau of the Census, U. S. Department of Commerce.

Retail sales in the county during 1948 aggregated \$8.3 million, an increase of 246 percent over the \$2.4 million in 1939, when the preceding Census of Business was taken. Wholesale sales in the county reached a total of \$5.0 million in 1948 as compared with \$0.8 million in 1939. The service trades included in the Census of Business recorded receipts totaling \$179,000 in 1948 compared with \$93,000 in 1939.

Employment in the county also rose over the 9-year period between 1939 and 1948 for the above trades. Establishments in these trades reported a combined total of 407 paid employees for the workweek ended nearest November 15, 1948. This compared with a total of 293 employees reported for the week of November 15, 1939.

These preliminary figures have been derived from a Census report on Boone County, Nebraska. Final figures, superseding the preliminary data for Boone County, will be included in a Bulletin for the State of Nebraska to be issued in several months. Similar data will be made available this year in preliminary and final form for each of the counties and States. A single copy of the preliminary release for Boone County as well as an order blank for other area releases may be obtained by writing to the Bureau of the Census, Washington 25, D. C.

Table 1.—CENSUS OF BUSINESS PRELIMINARY RESULTS FOR 1948, BY TRADE GROUP

BOONE COUNTY, NEBR.

| Trade group and kind of business | Number of establishments | 1948 sales and receipts (Thousand dollars) | Active proprietors of unincorporated businesses Nov. 1948 | Paid employees, workweek ended nearest Nov. 15, 1948 | |
|---|--------------------------|---|--|--|-------------------------|
| | | | | Total employees ¹ | Full workweek employees |
| RETAIL TRADE, total..... | 141 | 8,317 | 137 | 348 | 308 |
| Food group..... | 21 | 1,297 | 17 | 39 | 32 |
| Eating and drinking places..... | 25 | 496 | 26 | 50 | 38 |
| Gasoline service stations..... | 24 | 1,008 | 27 | 32 | 31 |
| All other retail stores..... | 71 | 5,516 | 67 | 227 | 207 |
| WHOLESALE TRADE..... | 21 | 4,977 | 11 | 45 | x |
| SELECTED SERVICE TRADES, ^{2/} total..... | 35 | 179 | 38 | 14 | 13 |
| Personal services..... | 17 | 62 | 18 | 7 | 7 |
| All other service trades..... | 18 | 117 | 20 | 7 | 6 |

x Not available.

^{1/} Includes employees paid for less than the full workweek.

^{2/} See General Description on last page for changes from the 1939 Census of Business in the coverage of Service Trades.

GENERAL DESCRIPTION OF PRELIMINARY RELEASES FOR THE 1948 CENSUS OF BUSINESS

This series of releases, of which one is planned for each county in the United States, presents preliminary results of the 1948 Census of Business. The information is based on reports submitted by business establishments for that Census. The figures shown are preliminary, and are subject to revision in the final Census publications, but the changes are expected to be relatively minor with respect to coverage. The final Census figures will be issued in a series of Business Census bulletins which will show additional detailed kind-of-business information for all places where there are a sufficient number of establishments.

The 1948 Census of Business was taken under the provision of the Act of June 19, 1948, which provides that the Business Census be taken for 1948 and for each fifth year thereafter. Previous Business Censuses were taken for the years 1929, 1933, 1935, and 1939.

Scope of the Census.—The 1948 Census of Business covered all establishments in the following trades, as defined by the Standard Industrial Classification Manual, May 1949 issue, of the Executive Office of the President: all retail trades; all wholesale trades; all service trades in the following four groups—personal services, business services, automobile repairs and services, and miscellaneous repair services; hotels; tourist courts and camps; and amusements, including motion picture theaters. Some important services not covered are radio broadcasting and television, medical and health, legal, educational, nonprofit, accounting, and domestic services.

This coverage is similar to that of the 1939 Business Census. However, "custom trades" and "services incidental to transportation," which are no longer included in the standard classification of the service trades, are not covered by the 1948 Census. In a number of localities, these exclusions as well as other changes in the standard classification may have a considerable effect in comparing

1948 with 1939 data, particularly with respect to establishment count.

Establishment definition.—For Census purposes, a business establishment is defined to include only enterprises conducted from a recognizable place of business, provided that the annual sales were in excess of \$5,000 for a wholesale trade establishment and \$500 for establishments in other trades. A detailed analysis of coverage will be provided in future Census of Business publications.

"Number of establishments" is the number of separate business locations, rather than the number of business companies or organizations, since the Census figures represent information reported separately for each business location or establishment. The establishment count reflects the number of places in business at the end of 1948 excluding administrative and executive offices of multiunit organizations, and "chain store" warehouses.

Sales and receipts.—"1948 sales and receipts" represents sales of merchandise and receipts from repairs and other services to customers. The figures reflect deductions for returned goods and allowances, but not for trade-in allowances; they exclude sales and excise taxes collected from customers and paid directly to any taxing agency.

Proprietors.—"Active proprietors..." represents owners and partners of unincorporated businesses who devoted the major portion of their time to the business in November 1948.

Employment.—"Number of paid employees..." represents all employees on the pay roll for the pay period ending nearest November 15, 1948. "Full workweek" employees, whether regular or seasonal, are those who in the November 15 pay period were paid for working at least the number of hours typically worked in a week by employees of the reporting establishment.

1948 CENSUS OF BUSINESS

RETAIL, WHOLESALE, SERVICE TRADES

U. S. DEPARTMENT OF COMMERCE
BUREAU OF THE CENSUS

PRELIMINARY

For Release April 12, 1950

Release Series BC-1P-26-007

BOX BUTTE COUNTY, NEBR.

Retail, wholesale, and service establishments located in Box Butte County, Nebraska, showed a substantial expansion in dollar volume of trade from 1939 to 1948 according to preliminary figures from the 1948 Census of Business released today by the Bureau of the Census, U. S. Department of Commerce.

Retail sales in the county during 1948 aggregated \$15.1 million, an increase of 236 percent over the \$4.5 million in 1939, when the preceding Census of Business was taken. Wholesale sales in the county reached a total of \$12.4 million in 1948 as compared with \$4.1 million in 1939. The service trades included in the Census of Business recorded receipts totaling \$603,000 in 1948 compared with \$249,000 in 1939.

Employment in the county also rose over the 9-year period between 1939 and 1948 for the above trades. Establishments in these trades reported a combined total of 1,067 paid employees for the workweek ended nearest November 15, 1948. This compared with a total of 666 employees reported for the week of November 15, 1939.

These preliminary figures have been derived from a Census report on Box Butte County, Nebraska, which also includes data for the city of Alliance. Final figures, superseding the preliminary data for Box Butte County, will be included in a Bulletin for the State of Nebraska to be issued in several months. Similar data will be made available this year in preliminary and final form for each of the counties and States. A single copy of the preliminary release for Box Butte County as well as an order blank for other area releases may be obtained by writing to the Bureau of the Census, Washington 25, D. C.

Table 1.—CENSUS OF BUSINESS PRELIMINARY RESULTS FOR 1948, BY TRADE GROUP

BOX BUTTE COUNTY, NEBR.

| Trade group and kind of business | Number of establishments | 1948 sales and receipts (Thousand dollars) | Active proprietors of unincorporated businesses Nov. 1948 | Paid employees, workweek ended nearest Nov. 15, 1948 | |
|---|--------------------------|---|--|--|-------------------------|
| | | | | Total employees ¹ | Full workweek employees |
| RETAIL TRADE, total..... | 157 | 15,132 | 160 | 728 | 594 |
| Food group..... | 35 | 2,912 | 37 | 93 | 71 |
| Eating and drinking places..... | 27 | 686 | 33 | 98 | 81 |
| General merchandise grp, general stores..... | 6 | 1,674 | 2 | 137 | 105 |
| Apparel group..... | 8 | 737 | 9 | 28 | 24 |
| Furniture-home furnishings-appliance grp..... | 7 | 574 | 12 | 30 | 25 |
| Automotive group..... | 11 | 2,683 | 10 | 90 | 88 |
| Gasoline service stations..... | 15 | 787 | 17 | 30 | 25 |
| Lumber-building-hardware group..... | 23 | 3,936 | 16 | 149 | 119 |
| All other retail stores..... | 25 | 1,143 | 24 | 73 | 56 |
| WHOLESALE TRADE, total..... | 31 | 12,442 | 24 | 251 | x |
| Merchant wholesalers..... | 9 | 1,072 | 7 | 41 | x |
| Other types of wholesalers..... | 22 | 11,370 | 17 | 210 | x |
| SELECTED SERVICE TRADES, ² /total..... | 47 | 603 | 51 | 88 | 78 |
| Personal services..... | 28 | 384 | 31 | 74 | 68 |
| All other service trades..... | 19 | 219 | 20 | 14 | 10 |

x Not available.

¹/ Includes employees paid for less than the full workweek.

²/ See General Description on last page for changes from the 1939 Census of Business in the coverage of Service Trades.

Table 2.—CENSUS OF BUSINESS PRELIMINARY RESULTS FOR 1948 FOR CITIES OF 2,500 INHABITANTS OR MORE

BOX BUTTE COUNTY, NEBR.

(Data omitted for trade groups where necessary to avoid disclosure)

| City and trade group ¹ | Number of establishments | 1948 sales and receipts (Thousand dollars) | Active proprietors of unincorporated businesses Nov. 1948 | Paid employees, workweek ended nearest Nov. 15, 1948 | |
|-----------------------------------|--------------------------|---|--|--|-------------------------|
| | | | | Total employees ² | Full workweek employees |
| Alliance: | | | | | |
| Retail trade..... | 117 | 12,724 | 122 | 641 | 529 |
| Wholesale trade..... | 21 | 7,605 | 15 | 199 | x |
| Selected service trades.... | 38 | 525 | 42 | 86 | 76 |
| Remainder of county: | | | | | |
| Retail trade..... | 40 | 2,408 | 38 | 87 | 65 |
| Wholesale trade..... | 10 | 4,837 | 9 | 52 | x |
| Selected service trades.... | 9 | 78 | 9 | 2 | 2 |

x Not available.

1/ See General Description on this page for changes from the 1939 Census of Business in the coverage of Service Trades.

2/ Includes employees paid for less than the full workweek.

GENERAL DESCRIPTION OF PRELIMINARY RELEASES FOR THE 1948 CENSUS OF BUSINESS

This series of releases, of which one is planned for each county in the United States, presents preliminary results of the 1948 Census of Business. The information is based on reports submitted by business establishments for that Census. The figures shown are preliminary, and are subject to revision in the final Census publications, but the changes are expected to be relatively minor with respect to coverage. The final Census figures will be issued in a series of Business Census bulletins which will show additional detailed kind-of-business information for all places where there are a sufficient number of establishments.

The 1948 Census of Business was taken under the provision of the Act of June 19, 1948, which provides that the Business Censuses be taken for 1948 and for each fifth year thereafter. Previous Business Censuses were taken for the years 1929, 1933, 1935, and 1939.

Scope of the Census.—The 1948 Census of Business covered all establishments in the following trades, as defined by the Standard Industrial Classification Manual, May 1949 issue, of the Executive Office of the President: all retail trades; all wholesale trades; all service trades in the following four groups—personal services, business services, automobile repairs and services, and miscellaneous repair services; hotels; tourist courts and camps; and amusements, including motion picture theaters. Some important services not covered are radio broadcasting and television, medical and health, legal, educational, nonprofit, accounting, and domestic services.

This coverage is similar to that of the 1939 Business Censuses. However, "custom trades" and "services incidental to transportation," which are no longer included in the standard classification of the service trades, are not covered by the 1948 Censuses. In a number of localities, these exclusions as well as

other changes in the standard classification may have a considerable effect in comparing 1948 with 1939 data, particularly with respect to establishment count.

Establishment definition.—For Census purposes, a business establishment is defined to include only enterprises conducted from a recognizable place of business, provided that the annual sales were in excess of \$5,000 for a wholesale trade establishment and \$500 for establishments in other trades. A detailed analysis of coverage will be provided in future Census of Business publications.

"Number of establishments" is the number of separate business locations, rather than the number of business companies or organizations, since the Census figures represent information reported separately for each business location or establishment. The establishment count reflects the number of places in business at the end of 1948 excluding administrative and executive offices of multunit organizations, and "chain store" warehouses.

Sales and receipts.—"1948 sales and receipts" represents sales of merchandise and receipts from repairs and other services to customers. The figures reflect deductions for returned goods and allowances, but not for trade-in allowances; they exclude sales and excise taxes collected from customers and paid directly to any taxing agency.

Proprietors.—"Active proprietors..." represents owners and partners of unincorporated businesses who devoted the major portion of their time to the business in November 1948.

Employment.—"Number of paid employees..." represents all employees on the pay roll for the pay period ending nearest November 15, 1948. "Full workweek" employees, whether regular or seasonal, are those who in the November 15 pay period were paid for working at least the number of hours typically worked in a week by employees of the reporting establishment.

1948 CENSUS OF BUSINESS

RETAIL, WHOLESALE, SERVICE TRADES

U. S. DEPARTMENT OF COMMERCE
BUREAU OF THE CENSUS

PRELIMINARY

For Release May 1, 1950

Release Series BC-1P-26-008

BOYD COUNTY, NEBR.

Retail, wholesale, and service establishments located in Boyd County, Nebraska, showed a substantial expansion in dollar volume of trade from 1939 to 1948 according to preliminary figures from the 1948 Census of Business released today by the Bureau of the Census, U. S. Department of Commerce.

Retail sales in the county during 1948 aggregated \$4.2 million, an increase of 223 percent over the \$1.3 million in 1939, when the preceding Census of Business was taken. Wholesale sales in the county reached a total of \$3.1 million in 1948 as compared with \$0.3 million in 1939. The service trades included in the Census of Business recorded receipts totaling \$144,000 in 1948 compared with \$37,000 in 1939.

Employment in the county also rose over the 9-year period between 1939 and 1948 for the above trades. Establishments in these trades reported a combined total of 167 paid employees for the workweek ended nearest November 15, 1948. This compared with a total of 113 employees reported for the week of November 15, 1939.

These preliminary figures have been derived from a Census report on Boyd County, Nebraska. Final figures, superseding the preliminary data for Boyd County, will be included in a Bulletin for the State of Nebraska to be issued in several months. Similar data will be made available this year in preliminary and final form for each of the counties and States. A single copy of the preliminary release for Boyd County as well as an order blank for other area releases may be obtained by writing to the Bureau of the Census, Washington 25, D. C.

Table 1.—CENSUS OF BUSINESS PRELIMINARY RESULTS FOR 1948, BY TRADE GROUP

BOYD COUNTY, NEBR.

| Trade group and kind of business | Number of establishments | 1948 sales and receipts (Thousand dollars) | Active proprietors of unincorporated businesses Nov. 1948 | Paid employees, workweek ended nearest Nov. 15, 1948 | |
|---|--------------------------|---|--|--|-------------------------|
| | | | | Total employees ¹ | Full workweek employees |
| RETAIL TRADE, total..... | 88 | 4,170 | 91 | 139 | 101 |
| Food group..... | 21 | 842 | 25 | 32 | 18 |
| Eating and drinking places..... | 20 | 294 | 21 | 23 | 16 |
| Gasoline service stations..... | 11 | 319 | 11 | 11 | 8 |
| All other retail stores..... | 36 | 2,715 | 34 | 73 | 59 |
| WHOLESALE TRADE..... | 11 | 3,130 | 6 | 25 | x |
| SELECTED SERVICE TRADES ^{2/} | 18 | 144 | 17 | 3 | 3 |
| AMUSEMENTS..... | 5 | 26 | 6 | 7 | x |

x Not available.

^{1/} Includes employees paid for less than the full workweek.

^{2/} See General Description on last page for changes from the 1939 Census of Business in the coverage of Service Trades.

GENERAL DESCRIPTION OF PRELIMINARY RELEASES FOR THE
1948 CENSUS OF BUSINESS

This series of releases, of which one is planned for each county in the United States, presents preliminary results of the 1948 Census of Business. The information is based on reports submitted by business establishments for that Census. The figures shown are preliminary, and are subject to revision in the final Census publications, but the changes are expected to be relatively minor with respect to coverage. The final Census figures will be issued in a series of Business Census bulletins which will show additional detailed kind-of-business information for all places where there are a sufficient number of establishments.

The 1948 Census of Business was taken under the provision of the Act of June 19, 1948, which provides that the Business Census be taken for 1948 and for each fifth year thereafter. Previous Business Censuses were taken for the years 1929, 1933, 1935, and 1939.

Scope of the Census.—The 1948 Census of Business covered all establishments in the following trades, as defined by the Standard Industrial Classification Manual, May 1949 issue, of the Executive Office of the President: all retail trades; all wholesale trades; all service trades in the following four groups—personal services, business services, automobile repairs and services, and miscellaneous repair services; hotels; tourist courts and camps; and amusements, including motion picture theaters. Some important services not covered are radio broadcasting and television, medical and health, legal, educational, nonprofit, accounting, and domestic services.

This coverage is similar to that of the 1939 Business Census. However, "custom trades" and "services incidental to transportation," which are no longer included in the standard classification of the service trades, are not covered by the 1948 Census. In a number of localities, these exclusions as well as other changes in the standard classification may have a considerable effect in comparing

1948 with 1939 data, particularly with respect to establishment count.

Establishment definition.—For Census purposes, a business establishment is defined to include only enterprises conducted from a recognizable place of business, provided that the annual sales were in excess of \$5,000 for a wholesale trade establishment and \$500 for establishments in other trades. A detailed analysis of coverage will be provided in future Census of Business publications.

"Number of establishments" is the number of separate business locations, rather than the number of business companies or organizations, since the Census figures represent information reported separately for each business location or establishment. The establishment count reflects the number of places in business at the end of 1948 excluding administrative and executive offices of multiunit organizations, and "chain store" warehouses.

Sales and receipts.—"1948 sales and receipts" represents sales of merchandise and receipts from repairs and other services to customers. The figures reflect deductions for returned goods and allowances, but not for trade-in allowances; they exclude sales and excise taxes collected from customers and paid directly to any taxing agency.

Proprietors.—"Active proprietors..." represents owners and partners of unincorporated businesses who devoted the major portion of their time to the business in November 1948.

Employment.—"Number of paid employees..." represents all employees on the pay roll for the pay period ending nearest November 15, 1948. "Full workweek" employees, whether regular or seasonal, are those who in the November 15 pay period were paid for working at least the number of hours typically worked in a week by employees of the reporting establishment.

1948 CENSUS OF BUSINESS

RETAIL, WHOLESALE, SERVICE TRADES

U. S. DEPARTMENT OF COMMERCE
BUREAU OF THE CENSUS

PRELIMINARY

For Release April 24, 1950

Release Series BC-1P-26-009

BROWN COUNTY, NEBR.

Retail, wholesale, and service establishments located in Brown County, Nebraska, showed a substantial expansion in dollar volume of trade from 1939 to 1948 according to preliminary figures from the 1948 Census of Business released today by the Bureau of the Census, U. S. Department of Commerce.

Retail sales in the county during 1948 aggregated \$7.1 million, an increase of 344 percent over the \$1.6 million in 1939, when the preceding Census of Business was taken. Wholesale sales in the county reached a total of \$1.6 million in 1948 as compared with \$0.5 million in 1939. The service trades included in the Census of Business recorded receipts totaling \$153,000 in 1948 compared with \$93,000 in 1939.

Employment in the county also rose over the 9-year period between 1939 and 1948 for the above trades. Establishments in these trades reported a combined total of 335 paid employees for the workweek ended nearest November 15, 1948. This compared with a total of 168 employees reported for the week of November 15, 1939.

These preliminary figures have been derived from a Census report on Brown County, Nebraska. Final figures, superseding the preliminary data for Brown County, will be included in a Bulletin for the State of Nebraska to be issued in several months. Similar data will be made available this year in preliminary and final form for each of the counties and States. A single copy of the preliminary release for Brown County as well as an order blank for other area releases may be obtained by writing to the Bureau of the Census, Washington 25, D. C.

Table 1.—CENSUS OF BUSINESS PRELIMINARY RESULTS FOR 1948, BY TRADE GROUP

BROWN COUNTY, NEBR.

| Trade group and kind of business | Number of establishments | 1948 sales and receipts (Thousand dollars) | Active proprietors of unincorporated businesses Nov. 1948 | Paid employees, workweek ended nearest Nov. 15, 1948 | |
|---|--------------------------|---|--|--|-------------------------|
| | | | | Total employees ¹ | Full workweek employees |
| RETAIL TRADE, total..... | 87 | 7,064 | 80 | 291 | 228 |
| Food group..... | 17 | 1,058 | 16 | 45 | 34 |
| Eating and drinking places..... | 14 | 348 | 15 | 55 | 37 |
| Gasoline service stations..... | 12 | 896 | 10 | 30 | 29 |
| All other retail stores..... | 44 | 4,762 | 39 | 161 | 128 |
| WHOLESALE TRADE..... | 8 | 1,646 | 8 | 24 | x |
| SELECTED SERVICE TRADES, ^{2/} total..... | 22 | 153 | 20 | 20 | 17 |
| Personal services..... | 16 | 100 | 15 | 15 | 13 |
| All other service trades..... | 6 | 53 | 5 | 5 | 4 |
| AMUSEMENTS..... | 7 | 144 | 6 | 25 | x |

x Not available.

^{1/} Includes employees paid for less than the full workweek.

^{2/} See General Description on last page for changes from the 1939 Census of Business in the coverage of Service Trades.

GENERAL DESCRIPTION OF PRELIMINARY RELEASES FOR THE 1948 CENSUS OF BUSINESS

This series of releases, of which one is planned for each county in the United States, presents preliminary results of the 1948 Census of Business. The information is based on reports submitted by business establishments for that Census. The figures shown are preliminary, and are subject to revision in the final Census publications, but the changes are expected to be relatively minor with respect to coverage. The final Census figures will be issued in a series of Business Census bulletins which will show additional detailed kind-of-business information for all places where there are a sufficient number of establishments.

The 1948 Census of Business was taken under the provision of the Act of June 19, 1948, which provides that the Business Census be taken for 1948 and for each fifth year thereafter. Previous Business Censuses were taken for the years 1929, 1933, 1935, and 1939.

Scope of the Census.--The 1948 Census of Business covered all establishments in the following trades, as defined by the Standard Industrial Classification Manual, May 1949 issue, of the Executive Office of the President: all retail trades; all wholesale trades; all service trades in the following four groups--personal services, business services, automobile repairs and services, and miscellaneous repair services; hotels; tourist courts and camps; and amusements, including motion picture theaters. Some important services not covered are radio broadcasting and television, medical and health, legal, educational, nonprofit, accounting, and domestic services.

This coverage is similar to that of the 1939 Business Census. However, "custom trades" and "services incidental to transportation," which are no longer included in the standard classification of the service trades, are not covered by the 1948 Census. In a number of localities, these exclusions as well as other changes in the standard classification may have a considerable effect in comparing

1948 with 1939 data, particularly with respect to establishment count.

Establishment definition.--For Census purposes, a business establishment is defined to include only enterprises conducted from a recognizable place of business, provided that the annual sales were in excess of \$5,000 for a wholesale trade establishment and \$500 for establishments in other trades. A detailed analysis of coverage will be provided in future Census of Business publications.

"Number of establishments" is the number of separate business locations, rather than the number of business companies or organizations, since the Census figures represent information reported separately for each business location or establishment. The establishment count reflects the number of places in business at the end of 1948 excluding administrative and executive offices of multiunit organizations, and "chain store" warehouses.

Sales and receipts.--"1948 sales and receipts" represents sales of merchandise and receipts from repairs and other services to customers. The figures reflect deductions for returned goods and allowances, but not for trade-in allowances; they exclude sales and excise taxes collected from customers and paid directly to any taxing agency.

Proprietors.--"Active proprietors..." represents owners and partners of unincorporated businesses who devoted the major portion of their time to the business in November 1948.

Employment.--"Number of paid employees..." represents all employees on the pay roll for the pay period ending nearest November 15, 1948. "Full workweek" employees, whether regular or seasonal, are those who in the November 15 pay period were paid for working at least the number of hours typically worked in a week by employees of the reporting establishment.

1948 CENSUS OF BUSINESS

RETAIL, WHOLESALE, SERVICE TRADES

U. S. DEPARTMENT OF COMMERCE
BUREAU OF THE CENSUS

PRELIMINARY

For Release April 3, 1950

Release Series BC-1P-26-010

BUFFALO COUNTY, NEBR.

Retail, wholesale, and service establishments located in Buffalo County, Nebraska, showed a substantial expansion in dollar volume of trade from 1939 to 1948 according to preliminary figures from the 1948 Census of Business released today by the Bureau of the Census, U. S. Department of Commerce.

Retail sales in the county during 1948 aggregated \$27.7 million, an increase of 274 percent over the \$7.4 million in 1939, when the preceding Census of Business was taken. Wholesale sales in the county reached a total of \$21.2 million in 1948 as compared with \$3.9 million in 1939. The service trades included in the Census of Business recorded receipts totaling \$1.3 million in 1948 compared with \$0.3 million in 1939.

Employment in the county also rose over the 9-year period between 1939 and 1948 for the above trades. Establishments in these trades reported a combined total of 1,752 paid employees for the workweek ended nearest November 15, 1948. This compared with a total of 1,202 employees reported for the week of November 15, 1939.

These preliminary figures have been derived from a Census report on Buffalo County, Nebraska, which also includes data for the city of Kearney. Final figures, superseding the preliminary data for Buffalo County, will be included in a Bulletin for the State of Nebraska to be issued in several months. Similar data will be made available this year in preliminary and final form for each of the counties and States. A single copy of the preliminary release for Buffalo County as well as an order blank for other area releases may be obtained by writing to the Bureau of the Census, Washington 25, D.C.

Table 1.—CENSUS OF BUSINESS PRELIMINARY RESULTS FOR 1948, BY TRADE GROUP
BUFFALO COUNTY, NEBR.

| Trade group and kind of business | Number of establishments | 1948 sales and receipts (Thousand dollars) | Active proprietors of unincorporated businesses Nov. 1948 | Paid employees, workweek ended nearest Nov. 15, 1948 | |
|---|--------------------------|---|--|--|-------------------------|
| | | | | Total employees ¹ | Full workweek employees |
| RETAIL TRADE, total..... | 391 | 27,661 | 416 | 1,359 | 1,049 |
| Food group..... | 72 | 4,888 | 79 | 161 | 114 |
| Eating and drinking places..... | 76 | 2,017 | 86 | 268 | 208 |
| General merchandise grp, general stores..... | 14 | 3,433 | 9 | 249 | 187 |
| Apparel group..... | 21 | 1,470 | 16 | 98 | 64 |
| Furniture-home furnishgs-appliance grp..... | 20 | 1,875 | 20 | 63 | 59 |
| Automotive group..... | 33 | 5,088 | 40 | 153 | 142 |
| Gasoline service stations..... | 54 | 2,401 | 56 | 90 | 62 |
| Lumber-building-hardware group..... | 48 | 4,299 | 46 | 176 | 143 |
| Drug and proprietary stores..... | 14 | 781 | 20 | 44 | 29 |
| All other retail stores..... | 39 | 1,409 | 44 | 57 | 41 |
| WHOLESALE TRADE, total..... | 56 | 21,241 | 45 | 197 | x |
| Merchant wholesalers..... | 22 | 9,419 | 19 | 122 | x |
| Petroleum bulk plants, terminals..... | 16 | 1,997 | 11 | 14 | x |
| Other wholesale..... | 18 | 9,825 | 15 | 61 | x |
| SELECTED SERVICE TRADES, ^{2/} total..... | 130 | 1,335 | 135 | 196 | 168 |
| Personal services..... | 63 | 642 | 67 | 141 | 122 |
| All other service trades..... | 67 | 693 | 68 | 55 | 46 |
| TOURIST COURTS AND CAMPS..... | 14 | 246 | 21 | 19 | 7 |
| AMUSEMENTS..... | 17 | 386 | 16 | 74 | x |

x Not available.

^{1/} Includes employees paid for less than the full workweek.

^{2/} See General Description on last page for changes from the 1939 Census of Business in the coverage of Service Trades.

Table 2.—CENSUS OF BUSINESS PRELIMINARY RESULTS FOR 1948 FOR CITIES OF 2,500 INHABITANTS OR MORE

BUFFALO COUNTY, NEBR.

(Data omitted for trade groups where necessary to avoid disclosure)

| City and trade group ¹ | Number of establishments | 1948 sales and receipts (Thousand dollars) | Active proprietors of unincorporated businesses Nov. 1948 | Paid employees, workweek ended nearest Nov. 15, 1948 | |
|-----------------------------------|--------------------------|---|--|--|-------------------------|
| | | | | Total employees ² | Full workweek employees |
| Kearney: | | | | | |
| Retail trade..... | 217 | 20,173 | 234 | 1,013 | 801 |
| Wholesale trade..... | 32 | 14,765 | 28 | 155 | x |
| Selected service trades.... | 80 | 1,029 | 86 | 173 | 150 |
| Amusements..... | 9 | 322 | 9 | 55 | x |
| Remainder of County: | | | | | |
| Retail trade..... | 174 | 7,488 | 182 | 346 | 248 |
| Wholesale trade..... | 24 | 6,476 | 17 | 42 | x |
| Selected service trades.... | 50 | 306 | 49 | 23 | 18 |
| Amusements..... | 8 | 64 | 7 | 19 | x |

x Not available.

¹/ See General Description on this page for changes from the 1939 Census of Business in the coverage of Service Trades.²/ Includes employees paid for less than the full workweek.

GENERAL DESCRIPTION OF PRELIMINARY RELEASES FOR THE 1948 CENSUS OF BUSINESS

This series of releases, of which one is planned for each county in the United States, presents preliminary results of the 1948 Census of Business. The information is based on reports submitted by business establishments for that Census. The figures shown are preliminary, and are subject to revision in the final Census publications, but the changes are expected to be relatively minor with respect to coverage. The final Census figures will be issued in a series of Business Census bulletins which will show additional detailed kind-of-business information for all places where there are a sufficient number of establishments.

The 1948 Census of Business was taken under the provision of the Act of June 19, 1943, which provides that the Business Census be taken for 1948 and for each fifth year thereafter. Previous Business Censuses were taken for the years 1929, 1933, 1936, and 1939.

Scope of the Census.—The 1948 Census of Business covered all establishments in the following trades, as defined by the Standard Industrial Classification Manual, May 1949 issue, of the Executive Office of the President: all retail trades; all wholesale trades; all service trades in the following four groups—personal services, business services, automobile repairs and services, and miscellaneous repair services; hotels; tourist courts and camps; and amusements, including motion picture theaters. Some important services not covered are radio broadcasting and television, medical and health, legal, educational, nonprofit, accounting, and domestic services.

This coverage is similar to that of the 1939 Business Census. However, "custom trades" and "services incidental to transportation," which are no longer included in the standard classification of the service trades, are not covered by the 1948 Census. In a number of localities, these exclusions as well as

other changes in the standard classification may have a considerable effect in comparing 1948 with 1939 data, particularly with respect to establishment count.


Establishment definition.—For Census purposes, a business establishment is defined to include only enterprises conducted from a recognizable place of business, provided that the annual sales were in excess of \$5,000 for a wholesale trade establishment and \$500 for establishments in other trades. A detailed analysis of coverage will be provided in future Censuses of Business publications.

"Number of establishments" is the number of separate business locations, rather than the number of business companies or organizations, since the Census figures represent information reported separately for each business location or establishment. The establishment count reflects the number of places in business at the end of 1948 excluding administrative and executive offices of multinit organizations, and "chain store" warehouses.

Sales and receipts.—"1948 sales and receipts" represents sales of merchandise and receipts from repairs and other services to customers. The figures reflect deductions for returned goods and allowances, but not for trade-in allowances; they exclude sales and excise taxes collected from customers and paid directly to any taxing agency.

Proprietors.—"Active proprietors..." represents owners and partners of unincorporated businesses who devoted the major portion of their time to the business in November 1948.

Employment.—"Number of paid employees..." represents all employees on the pay roll for the pay period ending nearest November 15, 1948. "Full workweek" employees, whether regular or seasonal, are those who in the November 15 pay period were paid for working at least the number of hours typically worked in a week by employees of the reporting establishment.



1948 CENSUS OF BUSINESS

RETAIL, WHOLESALE, SERVICE TRADES

U. S. DEPARTMENT OF COMMERCE
BUREAU OF THE CENSUS

PRELIMINARY

For Release April 3, 1950

Release Series BC-1P-26-011

BURT COUNTY, NEBR.

Retail, wholesale, and service establishments located in Burt County, Nebraska, showed a substantial expansion in dollar volume of trade from 1939 to 1948 according to preliminary figures from the 1948 Census of Business released today by the Bureau of the Census, U. S. Department of Commerce.

Retail sales in the county during 1948 aggregated \$10.4 million, an increase of 247 percent over the \$3.0 million in 1939, when the preceding Census of Business was taken. Wholesale sales in the county reached a total of \$3.8 million in 1948 as compared with \$1.0 million in 1939. The service trades included in the Census of Business recorded receipts totaling \$306,000 in 1948 compared with \$118,000 in 1939.

Employment in the county also rose over the 9-year period between 1939 and 1948 for the above trades. Establishments in these trades reported a combined total of 477 paid employees for the workweek ended nearest November 15, 1948. This compared with a total of 300 employees reported for the week of November 15, 1939.

These preliminary figures have been derived from a Census report on Burt County, Nebraska. Final figures, superseding the preliminary data for Burt County, will be included in a Bulletin for the State of Nebraska to be issued in several months. Similar data will be made available this year in preliminary and final form for each of the counties and States. A single copy of the preliminary release for Burt County as well as an order blank for other area releases may be obtained by writing to the Bureau of the Census, Washington 25, D. C.

Table 1.—CENSUS OF BUSINESS PRELIMINARY RESULTS FOR 1948, BY TRADE GROUP
BURT COUNTY, NEBR.

| Trade group and kind of business | Number of establishments | 1948 sales and receipts (Thousand dollars) | Active proprietors of unincorporated businesses Nov. 1948 | Paid employees, workweek ended nearest Nov. 15, 1948 | |
|---|--------------------------|---|--|--|-------------------------|
| | | | | Total employees ¹ | Full workweek employees |
| RETAIL TRADE, total..... | 166 | 10,426 | 169 | 404 | 304 |
| Food group..... | 24 | 2,224 | 26 | 72 | 54 |
| Eating and drinking places..... | 24 | 506 | 23 | 53 | 42 |
| General merchandise grp, general stores | 7 | 361 | 8 | 30 | 17 |
| Apparel group..... | 6 | 316 | 7 | 14 | 10 |
| Furniture-home furnishgs-appliance grp. | 16 | 614 | 12 | 30 | 13 |
| Automotive group..... | 14 | 1,305 | 16 | 52 | 44 |
| Gasoline service stations..... | 21 | 1,061 | 17 | 37 | 32 |
| Lumber-building-hardware group..... | 24 | 2,193 | 26 | 67 | 60 |
| Drug and proprietary stores..... | 8 | 299 | 8 | 11 | 5 |
| All other retail stores..... | 22 | 1,547 | 26 | 38 | 27 |
| WHOLESALE TRADE, total..... | 22 | 3,802 | 16 | 46 | x |
| Merchant wholesalers..... | 9 | 913 | 9 | 21 | x |
| Other wholesale..... | 13 | 2,889 | 7 | 25 | x |
| SELECTED SERVICE TRADES, ^{2/} total..... | 53 | 306 | 52 | 27 | 22 |
| Personal services..... | 23 | 124 | 23 | 15 | 11 |
| All other service trades..... | 30 | 182 | 29 | 12 | 11 |
| AMUSEMENTS..... | 12 | 120 | 12 | 20 | x |

x Not available.

^{1/} Includes employees paid for less than the full workweek.

^{2/} See General Description on this page for changes from the 1939 Census of Business in the coverage of Service Trades.

GENERAL DESCRIPTION OF PRELIMINARY RELEASES FOR THE 1948 CENSUS OF BUSINESS

This series of releases, of which one is planned for each county in the United States, presents preliminary results of the 1948 Census of Business. The information is based on reports submitted by business establishments for that Census. The figures shown are preliminary, and are subject to revision in the final Census publications, but the changes are expected to be relatively minor with respect to coverage. The final Census figures will be issued in a series of Business Census bulletins which will show additional detailed kind-of-business information for all places where there are a sufficient number of establishments.

The 1948 Census of Business was taken under the provision of the Act of June 19, 1948, which provides that the Business Census be taken for 1948 and for each fifth year thereafter. Previous Business Censuses were taken for the years 1929, 1933, 1935, and 1939.

Scope of the Census.—The 1948 Census of Business covered all establishments in the following trades, as defined by the Standard Industrial Classification Manual, May 1949 issue, of the Executive Office of the President: all retail trades; all wholesale trades; all service trades in the following four groups—personal services, business services, automobile repairs and services, and miscellaneous repair services; hotels; tourist courts and camps; and amusements, including motion picture theaters. Some important services not covered are radio broadcasting and television, medical and health, legal, educational, nonprofit, accounting, and domestic services.

This coverage is similar to that of the 1939 Business Census. However, "custom trades" and "services incidental to transportation," which are no longer included in the standard classification of the service trades, are not covered by the 1948 Census. In a number of localities, these exclusions as well as

other changes in the standard classification may have a considerable effect in comparing 1948 with 1939 data, particularly with respect to establishment count.

Establishment definition.—For Census purposes, a business establishment is defined to include only enterprises conducted from a recognizable place of business, provided that the annual sales were in excess of \$5,000 for a wholesale trade establishment and \$500 for establishments in other trades. A detailed analysis of coverage will be provided in future Census of Business publications.

"Number of establishments" is the number of separate business locations, rather than the number of business companies or organizations, since the Census figures represent information reported separately for each business location or establishment. The establishment count reflects the number of places in business at the end of 1948 excluding administrative and executive offices of multiunit organizations, and "chain store" warehouses.

Sales and receipts.—"1948 sales and receipts" represents sales of merchandise and receipts from repairs and other services to customers. The figures reflect deductions for returned goods and allowances, but not for trade-in allowances; they exclude sales and excise taxes collected from customers and paid directly to any taxing agency.

Proprietors.—"Active proprietors..." represents owners and partners of unincorporated businesses who devoted the major portion of their time to the business in November 1948.

Employment.—"Number of paid employees..." represents all employees on the pay roll for the pay period ending nearest November 15, 1948. "Full workweek" employees, whether regular or seasonal, are those who in the November 15 pay period were paid for working at least the number of hours typically worked in a week by employees of the reporting establishment.

1948 CENSUS OF BUSINESS

RETAIL, WHOLESALE, SERVICE TRADES

U. S. DEPARTMENT OF COMMERCE
BUREAU OF THE CENSUS

PRELIMINARY

For Release May 22, 1950

Release Series BC-1P- 26-012

BUTLER COUNTY, NEBR.

Retail, wholesale, and service establishments located in Butler County, Nebraska, showed a substantial expansion in dollar volume of trade from 1939 to 1948 according to preliminary figures from the 1948 Census of Business released today by the Bureau of the Census, U. S. Department of Commerce.

Retail sales in the county during 1948 aggregated \$7.5 million, an increase of 275 percent over the \$2.0 million in 1939, when the preceding Census of Business was taken. Wholesale sales in the county reached a total of \$10.8 million in 1948 as compared with \$1.0 million in 1939. The service trades included in the Census of Business recorded receipts totaling \$263,000 in 1948 compared with \$86,000 in 1939.

Employment in the county also rose over the 9-year period between 1939 and 1948 for the above trades. Establishments in these trades reported a combined total of 431 paid employees for the workweek ended nearest November 15, 1948. This compared with a total of 222 employees reported for the week of November 15, 1939.

These preliminary figures have been derived from a Census report on Butler County, Nebraska. Final figures, superseding the preliminary data for Butler County, will be included in a Bulletin for the State of Nebraska to be issued in several months. Similar data will be made available this year in preliminary and final form for each of the counties and States. A single copy of the preliminary release for Butler County as well as an order blank for other area releases may be obtained by writing to the Bureau of the Census, Washington 25, D. C.

91674

Table 1.—CENSUS OF BUSINESS PRELIMINARY RESULTS FOR 1948, BY TRADE GROUP

BUTLER COUNTY, NEBR.

| Trade group and kind of business | Number of establishments | 1948 sales and receipts (Thousand dollars) | Active proprietors of unincorporated businesses Nov. 1948 | Paid employees, workweek ended nearest Nov. 15, 1948 | |
|---|--------------------------|---|--|--|-------------------------|
| | | | | Total employees ¹ | Full workweek employees |
| RETAIL TRADE, total..... | 164 | 7,467 | 184 | 280 | 217 |
| Food group..... | 30 | 1,426 | 32 | 40 | 25 |
| Eating and drinking places..... | 33 | 742 | 41 | 38 | 30 |
| General merchandise grp, general stores..... | 8 | 699 | 5 | 50 | 34 |
| Furniture-home furnishings-appliance grp..... | 7 | 205 | 9 | 5 | 2 |
| Automotive group..... | 10 | 788 | 12 | 32 | 27 |
| Gasoline service stations..... | 22 | 492 | 24 | 15 | 12 |
| Lumber-building-hardware group..... | 39 | 2,681 | 43 | 82 | 73 |
| Drug and proprietary stores..... | 6 | 221 | 7 | 10 | 7 |
| All other retail stores..... | 9 | 213 | 11 | 8 | 7 |
| WHOLESALE TRADE..... | 40 | 10,767 | 26 | 128 | x |
| SELECTED SERVICE TRADES, ² /total..... | 46 | 263 | 49 | 23 | 18 |
| Personal services..... | 22 | 119 | 24 | 12 | 10 |
| All other service trades..... | 24 | 144 | 25 | 11 | 8 |

x Not available.

¹/ Includes employees paid for less than the full workweek.

²/ See General Description on this page for changes from the 1939 Census of Business in the coverage of Service Trades.

GENERAL DESCRIPTION OF PRELIMINARY RELEASES FOR THE 1948 CENSUS OF BUSINESS

This series of releases, of which one is planned for each county in the United States, presents preliminary results of the 1948 Census of Business. The information is based on reports submitted by business establishments for that Census. The figures shown are preliminary, and are subject to revision in the final Census publications, but the changes are expected to be relatively minor with respect to coverage. The final Census figures will be issued in a series of Business Census bulletins which will show additional detailed kind-of-business information for all places where there are a sufficient number of establishments.

The 1948 Census of Business was taken under the provision of the Act of June 19, 1948, which provides that the Business Census be taken for 1948 and for each fifth year thereafter. Previous Business Censuses were taken for the years 1929, 1933, 1935, and 1939.

Scope of the Census.—The 1948 Census of Business covered all establishments in the following trades, as defined by the Standard Industrial Classification Manual, May 1949 issue, of the Executive Office of the President: all retail trades; all wholesale trades; all service trades in the following four groups—personal services, business services, automobile repairs and services, and miscellaneous repair services; hotels; tourist courts and camps; and amusements, including motion picture theaters. Some important services not covered are radio broadcasting and television, medical and health, legal, educational, nonprofit, accounting, and domestic services.

This coverage is similar to that of the 1939 Business Census. However, "custom trades" and "services incidental to transportation," which are no longer included in the standard classification of the service trades, are not covered by the 1948 Census. In a number of localities, these exclusions as well as

other changes in the standard classification may have a considerable effect in comparing 1948 with 1939 data, particularly with respect to establishment count.

Establishment definition.—For Census purposes, a business establishment is defined to include only enterprises conducted from a recognizable place of business, provided that the annual sales were in excess of \$5,000 for a wholesale trade establishment and \$500 for establishments in other trades. A detailed analysis of coverage will be provided in future Censuses of Business publications.

"Number of establishments" is the number of separate business locations, rather than the number of business companies or organizations, since the Census figures represent information reported separately for each business location or establishment. The establishment count reflects the number of places in business at the end of 1948 excluding administrative and executive offices of multiunit organizations, and "chain store" warehouses.

Sales and receipts.—"1948 sales and receipts" represents sales of merchandise and receipts from repairs and other services to customers. The figures reflect deductions for returned goods and allowances, but not for trade-in allowances; they exclude sales and excise taxes collected from customers and paid directly to any taxing agency.

Proprietors.—"Active proprietors..." represents owners and partners of unincorporated businesses who devoted the major portion of their time to the business in November 1948.

Employment.—"Number of paid employees..." represents all employees on the pay roll for the pay period ending nearest November 15, 1948. "Full workweek" employees, whether regular or seasonal, are those who in the November 15 pay period were paid for working at least the number of hours typically worked in a week by employees of the reporting establishment.

1948 CENSUS OF BUSINESS

RETAIL, WHOLESALE, SERVICE TRADES

U. S. DEPARTMENT OF COMMERCE
BUREAU OF THE CENSUS

PRELIMINARY

For Release April 5, 1950

Release Series BC-1P-26-013

CASS COUNTY, NEBR.

Retail, wholesale, and service establishments located in Cass County, Nebraska, showed a substantial expansion in dollar volume of trade from 1939 to 1948 according to preliminary figures from the 1948 Census of Business released today by the Bureau of the Census, U. S. Department of Commerce.

Retail sales in the county during 1948 aggregated \$10.8 million, an increase of 272 percent over the \$2.9 million in 1939, when the preceding Census of Business was taken. Wholesale sales in the county reached a total of \$5.9 million in 1948 as compared with \$1.3 million in 1939. The service trades included in the Census of Business recorded receipts totaling \$396,000 in 1948 compared with \$131,000 in 1939.

Employment in the county also rose over the 9-year period between 1939 and 1948 for the above trades. Establishments in these trades reported a combined total of 520 paid employees for the workweek ended nearest November 15, 1948. This compared with a total of 300 employees reported for the week of November 15, 1939.

These preliminary figures have been derived from a Census report on Cass County, Nebraska, which also includes data for the city of Plattsmouth. Final figures, superseding the preliminary data for Cass County, will be included in a Bulletin for the State of Nebraska to be issued in several months. Similar data will be made available this year in preliminary and final form for each of the counties and States. A single copy of the preliminary release for Cass County as well as an order blank for other area releases may be obtained by writing to the Bureau of the Census, Washington 25, D. C.

Table 1.—CENSUS OF BUSINESS PRELIMINARY RESULTS FOR 1948, BY TRADE GROUP

CASS COUNTY, NEBR.

| Trade group and kind of business | Number of establishments | 1948 sales and receipts (Thousand dollars) | Active proprietors of unincorporated businesses Nov. 1948 | Paid employees, workweek ended nearest Nov. 15, 1948 | |
|---|--------------------------|---|--|--|-------------------------|
| | | | | Total employees ¹ | Full workweek employees |
| RETAIL TRADE, total..... | 225 | 10,777 | 229 | 440 | 328 |
| Food group..... | 39 | 2,310 | 35 | 66 | 49 |
| Eating and drinking places..... | 47 | 1,008 | 53 | 90 | 62 |
| General merchandise grp, general stores | 7 | 232 | 7 | 20 | 14 |
| Furniture-home furnishgs-appliance grp | 10 | 208 | 10 | 10 | 5 |
| Automotive group..... | 18 | 1,573 | 22 | 50 | 45 |
| Gasoline service stations..... | 28 | 830 | 27 | 39 | 25 |
| Lumber-building-hardware group..... | 40 | 2,305 | 36 | 86 | 68 |
| Drug and proprietary stores..... | 11 | 364 | 13 | 22 | 12 |
| All other retail stores..... | 25 | 1,947 | 26 | 57 | 48 |
| WHOLESALE TRADE..... | 30 | 5,924 | 14 | 43 | x |
| SELECTED SERVICE TRADES, ^{2/} total..... | 52 | 396 | 56 | 37 | 29 |
| Personal services..... | 33 | 214 | 35 | 28 | 25 |
| All other service trades..... | 19 | 182 | 21 | 9 | 4 |
| AMUSEMENTS..... | 8 | 90 | 5 | 19 | x |

x Not available.

^{1/} Includes employees paid for less than the full workweek.

^{2/} See General Description on last page for changes from the 1939 Census of Business in the coverage of Service Trades.

Table 2.—CENSUS OF BUSINESS PRELIMINARY RESULTS FOR 1948 FOR CITIES OF 2,500 INHABITANTS OR MORE

CASS COUNTY, NEBR.

(Data omitted for trade groups where necessary to avoid disclosure)

| City and trade group ¹ | Number of establishments | 1948 sales and receipts (Thousand dollars) | Active proprietors of unincorporated businesses Nov. 1948 | Paid employees, workweek ended nearest Nov. 15, 1948 | |
|-----------------------------------|--------------------------|---|--|--|-------------------------|
| | | | | Total employees ² | Full workweek employees |
| Plattsmouth: | | | | | |
| Retail trade..... | 75 | 5,041 | 81 | 240 | 185 |
| Selected service trades.... | 19 | 213 | 23 | 28 | 28 |
| Remainder of county: | | | | | |
| Retail trade..... | 150 | 5,736 | 148 | 200 | 143 |
| Selected service trades.... | 33 | 183 | 33 | 9 | 1 |

1/ See General Description on this page for changes from the 1939 Census of Business in the coverage of Service Trades.

2/ Includes employees paid for less than the full workweek.

GENERAL DESCRIPTION OF PRELIMINARY RELEASES FOR THE 1948 CENSUS OF BUSINESS

This series of releases, of which one is planned for each county in the United States, presents preliminary results of the 1948 Census of Business. The information is based on reports submitted by business establishments for that Census. The figures shown are preliminary, and are subject to revision in the final Census publications, but the changes are expected to be relatively minor with respect to coverage. The final Census figures will be issued in a series of Business Census bulletins which will show additional detailed kind-of-business information for all places where there are a sufficient number of establishments.

The 1948 Census of Business was taken under the provision of the Act of June 19, 1948, which provides that the Business Census be taken for 1948 and for each fifth year thereafter. Previous Business Censuses were taken for the years 1929, 1933, 1935, and 1939.

Scope of the Census.—The 1948 Census of Business covered all establishments in the following trades, as defined by the Standard Industrial Classification Manual, May 1949 issue, of the Executive Office of the President: all retail trades; all wholesale trades; all service trades in the following four groups—personal services, business services, automobile repairs and services, and miscellaneous repair services; hotels; tourist courts and camps; and amusements, including motion picture theaters. Some important services not covered are radio broadcasting and television, medical and health, legal, educational, nonprofit, accounting, and domestic services.

This coverage is similar to that of the 1939 Business Census. However, "custom trades" and "services incidental to transportation," which are no longer included in the standard classification of the service trades, are not covered by the 1948 Census. In a number of localities, these exclusions as well as

other changes in the standard classification may have a considerable effect in comparing 1948 with 1939 data, particularly with respect to establishment count.

Establishment definition.—For Census purposes, a business establishment is defined to include only enterprises conducted from a recognizable place of business, provided that the annual sales were in excess of \$5,000 for a wholesale trade establishment and \$500 for establishments in other trades. A detailed analysis of coverage will be provided in future Census of Business publications.

"Number of establishments" is the number of separate business locations, rather than the number of business companies or organizations, since the Census figures represent information reported separately for each business location or establishment. The establishment count reflects the number of places in business at the end of 1948 excluding administrative and executive offices of multiunit organizations, and "chain store" warehouses.

Sales and receipts.—"1948 sales and receipts" represents sales of merchandise and receipts from repairs and other services to customers. The figures reflect deductions for returned goods and allowances, but not for trade-in allowances; they exclude sales and excise taxes collected from customers and paid directly to any taxing agency.

Proprietors.—"Active proprietors..." represents owners and partners of unincorporated businesses who devoted the major portion of their time to the business in November 1948.

Employment.—"Number of paid employees..." represents all employees on the pay roll for the pay period ending nearest November 15, 1948. "Full workweek" employees, whether regular or seasonal, are those who in the November 15 pay period were paid for working at least the number of hours typically worked in a week by employees of the reporting establishment.

1948 CENSUS OF BUSINESS

RETAIL, WHOLESALE, SERVICE TRADES

U. S. DEPARTMENT OF COMMERCE
BUREAU OF THE CENSUS

PRELIMINARY

For Release April 5, 1950

Release Series BC-1P-26-014

CEDAR COUNTY, NEBR.

Retail, wholesale, and service establishments located in Cedar County, Nebraska, showed a substantial expansion in dollar volume of trade from 1939 to 1948 according to preliminary figures from the 1948 Census of Business released today by the Bureau of the Census, U. S. Department of Commerce.

Retail sales in the county during 1948 aggregated \$10.4 million, an increase of 247 percent over the \$3.0 million in 1939, when the preceding Census of Business was taken. Wholesale sales in the county reached a total of \$3.4 million in 1948 as compared with \$1.0 million in 1939. The service trades included in the Census of Business recorded receipts totaling \$491,000 in 1948 compared with \$98,000 in 1939.

Employment in the county also rose over the 9-year period between 1939 and 1948 for the above trades. Establishments in these trades reported a combined total of 547 paid employees for the workweek ended nearest November 15, 1948. This compared with a total of 334 employees reported for the week of November 15, 1939.

These preliminary figures have been derived from a Census report on Cedar County, Nebraska. Final figures, superseding the preliminary data for Cedar County, will be included in a Bulletin for the State of Nebraska to be issued in several months. Similar data will be made available this year in preliminary and final form for each of the counties and States. A single copy of the preliminary release for Cedar County as well as an order blank for other area releases may be obtained by writing to the Bureau of the Census, Washington 25, D. C.

Table 1.—CENSUS OF BUSINESS PRELIMINARY RESULTS FOR 1948, BY TRADE GROUP
CEDAR COUNTY, NEBR.

| Trade group and kind of business | Number of establishments | 1948 sales and receipts (Thousand dollars) | Active proprietors of unincorporated businesses Nov. 1948 | Paid employees, workweek ended nearest Nov. 15, 1948 | |
|---|--------------------------|---|--|--|-------------------------|
| | | | | Total employees ¹ | Full workweek employees |
| RETAIL TRADE, total..... | 199 | 10,393 | 192 | 470 | 345 |
| Food group..... | 30 | 1,814 | 28 | 77 | 47 |
| Eating and drinking places..... | 29 | 671 | 31 | 86 | 62 |
| General merchandise grp, general stores | 11 | 1,040 | 10 | 69 | 41 |
| Apparel group..... | 8 | 276 | 9 | 10 | 6 |
| Furniture-home furnishgs-appliance grp. | 9 | 109 | 7 | 10 | 7 |
| Automotive group..... | 10 | 1,301 | 13 | 44 | 42 |
| Gasoline service stations..... | 38 | 1,395 | 37 | 45 | 36 |
| Lumber-building-hardware group..... | 35 | 2,855 | 29 | 93 | 83 |
| Drug and proprietary stores..... | 9 | 349 | 9 | 15 | 10 |
| All other retail stores..... | 20 | 583 | 19 | 21 | 11 |
| WHOLESALE TRADE..... | 28 | 3,396 | 23 | 43 | x |
| SELECTED SERVICE TRADES, ^{2/} total..... | 49 | 491 | 51 | 34 | 28 |
| Personal services..... | 24 | 164 | 26 | 14 | 8 |
| All other service trades..... | 25 | 327 | 25 | 20 | 20 |
| AMUSEMENTS..... | 6 | 83 | 6 | 11 | x |

x Not available.

1/ Includes employees paid for less than the full workweek.

2/ See General Description on this page for changes from the 1939 Census of Business in the coverage of Service Trades.

GENERAL DESCRIPTION OF PRELIMINARY RELEASES FOR THE 1948 CENSUS OF BUSINESS

This series of releases, of which one is planned for each county in the United States, presents preliminary results of the 1948 Census of Business. The information is based on reports submitted by business establishments for that Census. The figures shown are preliminary, and are subject to revision in the final Census publications, but the changes are expected to be relatively minor with respect to coverage. The final Census figures will be issued in a series of Business Census bulletins which will show additional detailed kind-of-business information for all places where there are a sufficient number of establishments.

The 1948 Census of Business was taken under the provision of the Act of June 19, 1948, which provides that the Business Census be taken for 1948 and for each fifth year thereafter. Previous Business Censuses were taken for the years 1929, 1933, 1935, and 1939.

Scope of the Census.—The 1948 Census of Business covered all establishments in the following trades, as defined by the Standard Industrial Classification Manual, May 1949 issue, of the Executive Office of the President: all retail trades; all wholesale trades; all service trades in the following four groups—personal services, business services, automobile repairs and services, and miscellaneous repair services; hotels; tourist courts and camps; and amusements, including motion picture theaters. Some important services not covered are radio broadcasting and television, medical and health, legal, educational, nonprofit, accounting, and domestic services.

This coverage is similar to that of the 1939 Business Census. However, "custom trades" and "services incidental to transportation," which are no longer included in the standard classification of the service trades, are not covered by the 1948 Census. In a number of localities, these exclusions as well as

other changes in the standard classification may have a considerable effect in comparing 1948 with 1939 data, particularly with respect to establishment count.

Establishment definition.—For Census purposes, a business establishment is defined to include only enterprises conducted from a recognizable place of business, provided that the annual sales were in excess of \$3,000 for a wholesale trade establishment and \$500 for establishments in other trades. A detailed analysis of coverage will be provided in future Census of Business publications.

"Number of establishments" is the number of separate business locations, rather than the number of business companies or organizations, since the Census figures represent information reported separately for each business location or establishment. The establishment count reflects the number of places in business at the end of 1948 excluding administrative and executive offices of multiunit organizations, and "chain store" warehouses.

Sales and receipts.—"1948 sales and receipts" represents sales of merchandise and receipts from repairs and other services to customers. The figures reflect deductions for returned goods and allowances, but not for trade-in allowances; they exclude sales and excise taxes collected from customers and paid directly to any taxing agency.

Proprietors.—"Active proprietors..." represents owners and partners of unincorporated businesses who devoted the major portion of their time to the business in November 1948.

Employment.—"Number of paid employees..." represents all employees on the pay roll for the pay period ending nearest November 15, 1948. "Full workweek" employees, whether regular or seasonal, are those who in the November 15 pay period were paid for working at least the number of hours typically worked in a week by employees of the reporting establishment.

1948 CENSUS OF BUSINESS

RETAIL, WHOLESALE, SERVICE TRADES

U. S. DEPARTMENT OF COMMERCE
BUREAU OF THE CENSUS

PRELIMINARY

For Release April 6, 1950

Release Series BC-1P-26-015

CHASE COUNTY, NEBR.

Retail, wholesale, and service establishments located in Chase County, Nebraska, showed a substantial expansion in dollar volume of trade from 1939 to 1948 according to preliminary figures from the 1948 Census of Business released today by the Bureau of the Census, U. S. Department of Commerce.

Retail sales in the county during 1948 aggregated \$6.3 million, an increase of 250 percent over the \$1.8 million in 1939, when the preceding Census of Business was taken. Wholesale sales in the county reached a total of \$6.7 million in 1948 as compared with \$0.7 million in 1939. The service trades included in the Census of Business recorded receipts totaling \$123,000 in 1948 compared with \$50,000 in 1939.

Employment in the county also rose over the 9-year period between 1939 and 1948 for the above trades. Establishments in these trades reported a combined total of 307 paid employees for the workweek ended nearest November 15, 1948. This compared with a total of 219 employees reported for the week of November 15, 1939.

These preliminary figures have been derived from a Census report of Chase County, Nebraska. Final figures, superseding the preliminary data for Chase County, will be included in a Bulletin for the State of Nebraska to be issued in several months. Similar data will be made available this year in preliminary and final form for each of the counties and States. A single copy of the preliminary release for Chase County as well as an order blank for other area releases may be obtained by writing to the Bureau of the Census, Washington 25, D. C.

Table 1.—CENSUS OF BUSINESS PRELIMINARY RESULTS FOR 1948, BY TRADE GROUP

CHASE COUNTY, NEBR.

| Trade group and kind of business | Number of establishments | 1948 sales and receipts (Thousand dollars) | Active proprietors of unincorporated businesses Nov. 1948 | Paid employees, workweek ended nearest Nov. 15, 1948 | |
|--|--------------------------|---|--|--|-------------------------|
| | | | | Total employees ¹ | Full workweek employees |
| RETAIL TRADE, total..... | 77 | 6,334 | 81 | 256 | 202 |
| Food group..... | 16 | 1,125 | 19 | 31 | 18 |
| Eating and drinking places..... | 8 | 313 | 10 | 33 | 30 |
| Gasoline service stations..... | 11 | 721 | 9 | 33 | 32 |
| All other retail stores..... | 42 | 4,175 | 43 | 159 | 122 |
| WHOLESALE TRADE..... | 14 | 6,672 | 11 | 41 | x |
| SELECTED SERVICE TRADES, ^{2/} total.. | 21 | 123 | 26 | 10 | 9 |
| Personal services..... | 13 | 56 | 13 | 7 | 6 |
| All other service trades..... | 8 | 67 | 13 | 3 | 3 |

x Not available.

^{1/} Includes employees paid for less than the full workweek.

^{2/} See General Description or last page for changes from the 1939 Census of Business in the coverage of Service Trades.

GENERAL DESCRIPTION OF PRELIMINARY RELEASES FOR THE 1948 CENSUS OF BUSINESS

This series of releases, of which one is planned for each county in the United States, presents preliminary results of the 1948 Census of Business. The information is based on reports submitted by business establishments for that Census. The figures shown are preliminary, and are subject to revision in the final Census publications, but the changes are expected to be relatively minor with respect to coverage. The final Census figures will be issued in a series of Business Census bulletins which will show additional detailed kind-of-business information for all places where there are a sufficient number of establishments.

The 1948 Census of Business was taken under the provision of the Act of June 19, 1948, which provides that the Business Census be taken for 1948 and for each fifth year thereafter. Previous Business Censuses were taken for the years 1929, 1933, 1935, and 1939.

Scope of the Census.--The 1948 Census of Business covered all establishments in the following trades, as defined by the Standard Industrial Classification Manual, May 1949 issue, of the Executive Office of the President: all retail trades; all wholesale trades; all service trades in the following four groups--personal services, business services, automobile repairs and services, and miscellaneous repair services; hotels; tourist courts and camps; and amusements, including motion picture theaters. Some important services not covered are radio broadcasting and television, medical and health, legal, educational, nonprofit, accounting, and domestic services.

This coverage is similar to that of the 1939 Business Census. However, "custom trades" and "services incidental to transportation," which are no longer included in the standard classification of the service trades, are not covered by the 1948 Census. In a number of localities, these exclusions as well as other changes in the standard classification may have a considerable effect in comparing

1948 with 1939 data, particularly with respect to establishment count.

Establishment definition.--For Census purposes, a business establishment is defined to include only enterprises conducted from a recognizable place of business, provided that the annual sales were in excess of \$5,000 for a wholesale trade establishment and \$500 for establishments in other trades. A detailed analysis of coverage will be provided in future Census of Business publications.

"Number of establishments" is the number of separate business locations, rather than the number of business companies or organizations, since the Census figures represent information reported separately for each business location or establishment. The establishment count reflects the number of places in business at the end of 1948 excluding administrative and executive offices of multiunit organizations, and "chain store" warehouses.

Sales and receipts.--"1948 sales and receipts" represents sales of merchandise and receipts from repairs and other services to customers. The figures reflect deductions for returned goods and allowances, but not for trade-in allowances; they exclude sales and excise taxes collected from customers and paid directly to any taxing agency.

Proprietors.--"Active proprietors..." represents owners and partners of unincorporated businesses who devoted the major portion of their time to the business in November 1948.

Employment.--"Number of paid employees..." represents all employees on the pay roll for the pay period ending nearest November 15, 1948. "Full workweek" employees, whether regular or seasonal, are those who in the November 15 pay period were paid for working at least the number of hours typically worked in a week by employees of the reporting establishment.

1948 CENSUS OF BUSINESS

RETAIL, WHOLESALE, SERVICE TRADES

U. S. DEPARTMENT OF COMMERCE
BUREAU OF THE CENSUS

PRELIMINARY

For Release April 6, 1950

Release Series BC-1P-26-016

CHERRY COUNTY, NEBR.

Retail and service establishments located in Cherry County, Nebraska, showed a substantial expansion in dollar volume of trade from 1939 to 1948 according to preliminary figures from the 1948 Census of Business released today by the Bureau of the Census, U. S. Department of Commerce.

Retail sales in the county during 1948 aggregated \$9.5 million, an increase of 280 percent over the \$2.5 million in 1939, when the preceding Census of Business was taken. The service trades included in the Census of Business recorded receipts totaling \$245,000 in 1948 compared with \$77,000 in 1939.

Employment in the county also rose over the 9-year period between 1939 and 1948 for the above trades. Establishments in these trades reported a combined total of 347 paid employees for the workweek ended nearest November 15, 1948. This compared with a total of 239 employees reported for the week of November 15, 1939.

These preliminary figures have been derived from a Census report on Cherry County, Nebraska. Final figures, superseding the preliminary data for Cherry County, will be included in a Bulletin for the State of Nebraska to be issued in several months. Similar data will be made available this year in preliminary and final form for each of the counties and States. A single copy of the preliminary release for Cherry County as well as an order blank for other area releases may be obtained by writing to the Bureau of the Census, Washington 25, D. C.

Table 1.—CENSUS OF BUSINESS PRELIMINARY RESULTS FOR 1948, BY TRADE GROUP
CHERRY COUNTY, NEBR.

| Trade group and kind of business | Number of establishments | 1948 sales and receipts (Thousand dollars) | Active proprietors of unincorporated businesses Nov. 1948 | Paid employees, workweek ended nearest Nov. 15, 1948 | |
|---|--------------------------|---|--|--|-------------------------|
| | | | | Total employees ¹ | Full workweek employees |
| RETAIL TRADE, total..... | 121 | 9,505 | 124 | 330 | 278 |
| Food group..... | 22 | 1,336 | 23 | 32 | 27 |
| Eating and drinking places.... | 19 | 333 | 22 | 62 | 51 |
| Gasoline service stations..... | 17 | 1,025 | 17 | 33 | 27 |
| All other retail stores..... | 63 | 6,811 | 62 | 203 | 173 |
| SELECTED SERVICE TRADES, ² /total. | 31 | 245 | 33 | 17 | 16 |
| Personal services..... | 18 | 88 | 18 | 10 | 10 |
| All other service trades..... | 13 | 157 | 15 | 7 | 6 |

¹/ Includes employees paid for less than the full workweek.

²/ See General Description on last page for changes from the 1939 Census of Business in the coverage of Service Trades.

GENERAL DESCRIPTION OF PRELIMINARY RELEASES FOR THE 1948 CENSUS OF BUSINESS

This series of releases, of which one is planned for each county in the United States, presents preliminary results of the 1948 Census of Business. The information is based on reports submitted by business establishments for that Census. The figures shown are preliminary, and are subject to revision in the final Census publications, but the changes are expected to be relatively minor with respect to coverage. The final Census figures will be issued in a series of Business Census bulletins which will show additional detailed kind-of-business information for all places where there are a sufficient number of establishments.

The 1948 Census of Business was taken under the provision of the Act of June 19, 1948, which provides that the Business Census be taken for 1948 and for each fifth year thereafter. Previous Business Censuses were taken for the years 1929, 1933, 1935, and 1939.

Scope of the Census.—The 1948 Census of Business covered all establishments in the following trades, as defined by the Standard Industrial Classification Manual, May 1949 issue, of the Executive Office of the President: all retail trades; all wholesale trades; all service trades in the following four groups—personal services, business services, automobile repairs and services, and miscellaneous repair services; hotels; tourist courts and camps; and amusements, including motion picture theaters. Some important services not covered are radio broadcasting and television, medical and health, legal, educational, nonprofit, accounting, and domestic services.

This coverage is similar to that of the 1939 Business Census. However, "custom trades" and "services incidental to transportation," which are no longer included in the standard classification of the service trades, are not covered by the 1948 Census. In a number of localities, these exclusions as well as other changes in the standard classification may have a considerable effect in comparing

1948 with 1939 data, particularly with respect to establishment count.

Establishment definition.—For Census purposes, a business establishment is defined to include only enterprises conducted from a recognizable place of business, provided that the annual sales were in excess of \$5,000 for a wholesale trade establishment and \$500 for establishments in other trades. A detailed analysis of coverage will be provided in future Census of Business publications.

"Number of establishments" is the number of separate business locations, rather than the number of business companies or organizations, since the Census figures represent information reported separately for each business location or establishment. The establishment count reflects the number of places in business at the end of 1948 excluding administrative and executive offices of multiunit organizations, and "chain store" warehouses.

Sales and receipts.—"1948 sales and receipts" represents sales of merchandise and receipts from repairs and other services to customers. The figures reflect deductions for returned goods and allowances, but not for trade-in allowances; they exclude sales and excise taxes collected from customers and paid directly to any taxing agency.

Proprietors.—"Active proprietors..." represents owners and partners of unincorporated businesses who devoted the major portion of their time to the business in November 1948.

Employment.—"Number of paid employees..." represents all employees on the pay roll for the pay period ending nearest November 15, 1948. "Full workweek" employees, whether regular or seasonal, are those who in the November 15 pay period were paid for working at least the number of hours typically worked in a week by employees of the reporting establishment.

1948 CENSUS OF BUSINESS

RETAIL, WHOLESALE, SERVICE TRADES

U. S. DEPARTMENT OF COMMERCE
BUREAU OF THE CENSUS

PRELIMINARY

For Release April 5, 1950

Release Series BC-1P-26-017

CHEYENNE COUNTY, NEBR.

Retail, wholesale, and service establishments located in Cheyenne County, Nebraska, showed a substantial expansion in dollar volume of trade from 1939 to 1948 according to preliminary figures from the 1948 Census of Business released today by the Bureau of the Census, U. S. Department of Commerce.

Retail sales in the county during 1948 aggregated \$13.6 million, an increase of 289 percent over the \$3.5 million in 1939, when the preceding Census of Business was taken. Wholesale sales in the county reached a total of \$20.1 million in 1948 as compared with \$2.9 million in 1939. The service trades included in the Census of Business recorded receipts totaling \$627,000 in 1948 compared with \$124,000 in 1939.

Employment in the county also rose over the 9-year period between 1939 and 1948 for the above trades. Establishments in these trades reported a combined total of 768 paid employees for the workweek ended nearest November 15, 1948. This compared with a total of 467 employees reported for the week of November 15, 1939.

These preliminary figures have been derived from a Census report on Cheyenne County, Nebraska, which also includes data for the city of Sidney. Final figures, superseding the preliminary data for Cheyenne County, will be included in a Bulletin for the State of Nebraska to be issued in several months. Similar data will be made available this year in preliminary and final form for each of the counties and States. A single copy of the preliminary release for Cheyenne County as well as an order blank for other area releases may be obtained by writing to the Bureau of the Census, Washington 25, D. C.

Table 1.—CENSUS OF BUSINESS PRELIMINARY RESULTS FOR 1948, BY TRADE GROUP

CHEYENNE COUNTY, NEBR.

| Trade group and kind of business | Number of establishments | 1948 sales and receipts (Thousand dollars) | Active proprietors of unincorporated businesses Nov. 1948 | Paid employees, workweek ended nearest Nov. 15, 1948 | |
|---|--------------------------|---|--|--|-------------------------|
| | | | | Total employees ¹ | Full workweek employees |
| RETAIL TRADE, total..... | 166 | 13,604 | 164 | 580 | 459 |
| Food group..... | 29 | 2,500 | 29 | 68 | 49 |
| Eating and drinking places..... | 28 | 1,003 | 29 | 140 | 117 |
| General merchandise grp, general stores..... | 6 | 1,097 | 3 | 88 | 59 |
| Apparel group..... | 7 | 394 | 11 | 19 | 12 |
| Furniture-home furnishings-appliance grp..... | 9 | 634 | 6 | 16 | 15 |
| Automotive group..... | 12 | 2,790 | 13 | 78 | 73 |
| Gasoline service stations..... | 28 | 1,101 | 21 | 40 | 30 |
| Lumber-building-hardware group..... | 25 | 3,066 | 24 | 94 | 78 |
| Drug and proprietary stores..... | 6 | 371 | 8 | 23 | 17 |
| All other retail stores..... | 16 | 648 | 20 | 14 | 9 |
| WHOLESALE TRADE, total..... | 51 | 20,141 | 25 | 124 | x |
| Merchant wholesalers..... | 11 | 934 | 6 | 41 | x |
| Assemblers of farm products..... | 21 | 16,980 | 9 | 46 | x |
| Other wholesale..... | 19 | 2,227 | 10 | 37 | x |
| SELECTED SERVICE TRADES, ^{2/} total..... | 57 | 627 | 63 | 64 | 53 |
| Personal services..... | 28 | 263 | 31 | 37 | 34 |
| All other service trades..... | 29 | 364 | 32 | 27 | 19 |
| TOURIST COURTS AND CAMPS..... | 6 | 49 | 9 | 3 | 1 |

x Not available.

^{1/} Includes employees paid for less than the full workweek.

^{2/} See General Description on last page for changes from the 1939 Census of Business in the coverage of Service Trades.

Table 2.—CENSUS OF BUSINESS PRELIMINARY RESULTS FOR 1948 FOR CITIES OF 2,500 INHABITANTS OR MORE

CHEYENNE COUNTY, NEBR.

(Data omitted for trade groups where necessary to avoid disclosure)

| City and trade group ¹ | Number of establishments | 1948 sales and receipts (Thousand dollars) | Active proprietors of unincorporated businesses Nov. 1948 | Paid employees, workweek ended nearest Nov. 15, 1948 | |
|-----------------------------------|--------------------------|---|--|--|-------------------------|
| | | | | Total employees ² | Full workweek employees |
| Sidney: | | | | | |
| Retail trade..... | 99 | 10,465 | 98 | 474 | 376 |
| Selected service trades..... | 37 | 494 | 43 | 58 | 47 |
| Hotels..... | 6 | 84 | 7 | 16 | 14 |
| Remainder of county: | | | | | |
| Retail trade..... | 67 | 3,139 | 66 | 106 | 83 |
| Selected service trades..... | 20 | 133 | 20 | 6 | 6 |

1/ See General Description on this page for changes from the 1939 Census of Business in the coverage of Service Trades.

2/ Includes employees paid for less than the full workweek.

GENERAL DESCRIPTION OF PRELIMINARY RELEASES FOR THE 1948 CENSUS OF BUSINESS

This series of releases, of which one is planned for each county in the United States, presents preliminary results of the 1948 Census of Business. The information is based on reports submitted by business establishments for that Census. The figures shown are preliminary, and are subject to revision in the final Census publications, but the changes are expected to be relatively minor with respect to coverage. The final Census figures will be issued in a series of Business Census bulletins which will show additional detailed kind-of-business information for all places where there are a sufficient number of establishments.

The 1948 Census of Business was taken under the provision of the Act of June 19, 1948, which provides that the Business Census be taken for 1948 and for each fifth year thereafter. Previous Business Censuses were taken for the years 1929, 1933, 1936, and 1939.

Scope of the Census.—The 1948 Census of Business covered all establishments in the following trades, as defined by the Standard Industrial Classification Manual, May 1949 issue, of the Executive Office of the President: all retail trades; all wholesale trades; all service trades in the following four groups—personal services, business services, automobile repairs and services, and miscellaneous repair services; hotels; tourist courts and camps; and amusements, including motion picture theaters. Some important services not covered are radio broadcasting and television, medical and health, legal, educational, nonprofit, accounting, and domestic services.

This coverage is similar to that of the 1939 Business Census. However, "custom trades" and "services incidental to transportation," which are no longer included in the standard classification of the service trades, are not covered by the 1948 Census. In a number of localities, these exclusions as well as

other changes in the standard classification may have a considerable effect in comparing 1948 with 1939 data, particularly with respect to establishment count.

Establishment definition.—For Census purposes, a business establishment is defined to include only enterprises conducted from a recognizable place of business, provided that the annual sales were in excess of \$5,000 for a wholesale trade establishment and \$500 for establishments in other trades. A detailed analysis of coverage will be provided in future Census of Business publications.

"Number of establishments" is the number of separate business locations, rather than the number of business companies or organizations, since the Census figures represent information reported separately for each business location or establishment. The establishment count reflects the number of places in business at the end of 1948 excluding administrative and executive offices of multinational organizations, and "chain store" warehouses.

Sales and receipts.—"1948 sales and receipts" represents sales of merchandise and receipts from repairs and other services to customers. The figures reflect deductions for returned goods and allowances, but not for trade-in allowances; they exclude sales and excise taxes collected from customers and paid directly to any taxing agency.

Proprietors.—"Active proprietors..." represents owners and partners of unincorporated businesses who devoted the major portion of their time to the business in November 1948.

Employment.—"Number of paid employees..." represents all employees on the pay roll for the pay period ending nearest November 15, 1948. "Full workweek" employees, whether regular or seasonal, are those who in the November 15 pay period were paid for working at least the number of hours typically worked in a week by employees of the reporting establishment.

1948 CENSUS OF BUSINESS

RETAIL, WHOLESALE, SERVICE TRADES

U. S. DEPARTMENT OF COMMERCE
BUREAU OF THE CENSUS

PRELIMINARY

For Release April 6, 1950 .

Release Series BC-1P-26-018

CLAY COUNTY, NEBR.

Retail, wholesale, and service establishments located in Clay County, Nebraska, showed a substantial expansion in dollar volume of trade from 1939 to 1948 according to preliminary figures from the 1948 Census of Business released today by the Bureau of the Census, U. S. Department of Commerce.

Retail sales in the county during 1948 aggregated \$5.4 million, an increase of 238 percent over the \$1.6 million in 1939, when the preceding Census of Business was taken. Wholesale sales in the county reached a total of \$8.0 million in 1948 as compared with \$1.1 million in 1939. The service trades included in the Census of Business recorded receipts totaling \$240,000 in 1948, compared with \$88,000 in 1939.

Employment in the county also rose over the 9-year period between 1939 and 1948 for the above trades. Establishments in these trades reported a combined total of 358 paid employees for the workweek ended nearest November 15, 1948. This compared with a total of 261 employees reported for the week of November 15, 1939.

These preliminary figures have been derived from a Census report on Clay County, Nebraska. Final figures, superseding the preliminary data for Clay County, will be included in a Bulletin for the State of Nebraska to be issued in several months. Similar data will be made available this year in preliminary and final form for each of the counties and States. A single copy of the preliminary release for Clay County as well as an order blank for other area releases may be obtained by writing to the Bureau of the Census, Washington 25, D. C.

Table 1.—CENSUS OF BUSINESS PRELIMINARY RESULTS FOR 1948, BY TRADE GROUP

CLAY COUNTY, NEBR.

| Trade group and kind of business | Number of establishments | 1948 sales and receipts (Thousand dollars) | Active proprietors of unincorporated businesses Nov. 1948 | Paid employees, workweek ended nearest Nov. 15, 1948 | |
|---|--------------------------|---|--|--|-------------------------|
| | | | | Total employees ¹ | Full workweek employees |
| RETAIL TRADE, total..... | 141 | 5,379 | 150 | 265 | 196 |
| Food group..... | 37 | 1,306 | 40 | 46 | 27 |
| Eating and drinking places..... | 18 | 299 | 19 | 35 | 22 |
| Gasoline service stations..... | 19 | 744 | 24 | 38 | 36 |
| All other retail stores..... | 67 | 3,030 | 67 | 146 | 111 |
| WHOLESALE TRADE..... | 28 | 7,971 | 11 | 77 | x |
| SELECTED SERVICE TRADES, ² /total... | 49 | 240 | 52 | 16 | 15 |
| Personal services..... | 21 | 71 | 22 | 5 | 5 |
| All other service trades..... | 28 | 169 | 30 | 11 | 10 |
| AMUSEMENTS..... | 7 | 42 | 7 | 9 | x |

x Not available.

¹/ Includes employees paid for less than the full workweek.

²/ See General Description on last page for changes from the 1939 Census of Business in the coverage of Service Trades.

GENERAL DESCRIPTION OF PRELIMINARY RELEASES FOR THE 1948 CENSUS OF BUSINESS

This series of releases, of which one is planned for each county in the United States, presents preliminary results of the 1948 Census of Business. The information is based on reports submitted by business establishments for that Census. The figures shown are preliminary, and are subject to revision in the final Census publications, but the changes are expected to be relatively minor with respect to coverage. The final Census figures will be issued in a series of Business Census bulletins which will show additional detailed kind-of-business information for all places where there are a sufficient number of establishments.

The 1948 Census of Business was taken under the provision of the Act of June 19, 1948, which provides that the Business Census be taken for 1948 and for each fifth year thereafter. Previous Business Censuses were taken for the years 1929, 1933, 1935, and 1939.

Scope of the Census.—The 1948 Census of Business covered all establishments in the following trades, as defined by the Standard Industrial Classification Manual, May 1949 issue, of the Executive Office of the President: all retail trades; all wholesale trades; all service trades in the following four groups—personal services, business services, automobile repairs and services, and miscellaneous repair services; hotels; tourist courts and camps; and amusements, including motion picture theaters. Some important services not covered are radio broadcasting and television, medical and health, legal, educational, nonprofit, accounting, and domestic services.

This coverage is similar to that of the 1939 Business Census. However, "custom trades" and "services incidental to transportation," which are no longer included in the standard classification of the service trades, are not covered by the 1948 Census. In a number of localities, these exclusions as well as other changes in the standard classification may have a considerable effect in comparing

1948 with 1939 data, particularly with respect to establishment count.

Establishment definition.—For Census purposes, a business establishment is defined to include only enterprises conducted from a recognizable place of business, provided that the annual sales were in excess of \$5,000 for a wholesale trade establishment and \$500 for establishments in other trades. A detailed analysis of coverage will be provided in future Census of Business publications.

"Number of establishments" is the number of separate business locations, rather than the number of business companies or organizations, since the Census figures represent information reported separately for each business location or establishment. The establishment count reflects the number of places in business at the end of 1948 excluding administrative and executive offices of multiunit organizations, and "chain store" warehouses.

Sales and receipts.—"1948 sales and receipts" represents sales of merchandise and receipts from repairs and other services to customers. The figures reflect deductions for returned goods and allowances, but not for trade-in allowances; they exclude sales and excise taxes collected from customers and paid directly to any taxing agency.

Proprietors.—"Active proprietors..." represents owners and partners of unincorporated businesses who devoted the major portion of their time to the business in November 1948.

Employment.—"Number of paid employees..." represents all employees on the pay roll for the pay period ending nearest November 15, 1948. "Full workweek" employees, whether regular or seasonal, are those who in the November 15 pay period were paid for working at least the number of hours typically worked in a week by employees of the reporting establishment.

1948 CENSUS OF BUSINESS

RETAIL, WHOLESALE, SERVICE TRADES

U. S. DEPARTMENT OF COMMERCE
BUREAU OF THE CENSUS

PRELIMINARY

For Release March 30, 1950

Release Series BC-1P-26-019

COLFAX COUNTY, NEBR.

Retail, wholesale, and service establishments located in Colfax County, Nebraska, showed a substantial expansion in dollar volume of trade from 1939 to 1948 according to preliminary figures from the 1948 Census of Business released today by the Bureau of the Census, U. S. Department of Commerce.

Retail sales in the county during 1948 aggregated \$12.2 million, an increase of 336 percent over the \$2.8 million in 1939, when the preceding Census of Business was taken. Wholesale sales in the county reached a total of \$6.7 million in 1948 as compared with \$1.9 million in 1939. The service trades included in the Census of Business recorded receipts totaling \$326,000 in 1948 compared with \$90,000 in 1939.

Employment in the county also rose over the 9-year period between 1939 and 1948 for the above trades. Establishments in these trades reported a combined total of 538 paid employees for the workweek ended nearest November 15, 1948. This compared with a total of 380 employees reported for the week of November 15, 1939.

These preliminary figures have been derived from a Census report on Colfax County, Nebraska, which also includes data for the city of Schuyler. Final figures, superseding the preliminary data for Colfax County, will be included in a Bulletin for the State of Nebraska to be issued in several months. Similar data will be made available this year in preliminary and final form for each of the counties and States. A single copy of the preliminary release for Colfax County as well as an order blank for other area releases may be obtained by writing to the Bureau of the Census, Washington 25, D. C.

Table 1.—CENSUS OF BUSINESS PRELIMINARY RESULTS FOR 1948, BY TRADE GROUP
COLFAX COUNTY, NEBR.

| Trade group and kind of business | Number of establishments | 1948 sales and receipts (Thousand dollars) | Active proprietors of unincorporated businesses Nov. 1948 | Paid employees, workweek ended nearest Nov. 15, 1948 | |
|---|---|---|--|--|-------------------------|
| | | | | Total employees ¹ | Full workweek employees |
| RETAIL TRADE, total..... | 177 | 12,223 | 200 | 429 | 355 |
| Food group..... | 27 | 1,905 | 36 | 47 | 38 |
| Eating and drinking places..... | 35 | 971 | 39 | 63 | 45 |
| General merchandise grp, general stores. | 11 | 1,106 | 17 | 50 | 36 |
| Apparel group..... | Included with "All other retail stores" | | | | |
| Furniture-home furnishings-appliance grp. | 8 | 307 | 8 | 8 | 6 |
| Automotive group..... | 10 | 1,864 | 11 | 77 | 71 |
| Gasoline service stations..... | 28 | 2,291 | 26 | 72 | 68 |
| Lumber-building-hardware group..... | 31 | 3,010 | 35 | 84 | 70 |
| Drug and proprietary stores..... | 7 | 214 | 8 | 12 | 8 |
| All other retail stores..... | 20 | 555 | 20 | 16 | 13 |
| WHOLESALE TRADE, total..... | 21 | 6,662 | 12 | 88 | x |
| Merchant wholesalers..... | 7 | 1,048 | 7 | 34 | x |
| Other wholesale..... | 14 | 5,614 | 5 | 54 | x |
| SELECTED SERVICE TRADES, ^{2/} total..... | 46 | 326 | 47 | 21 | 12 |
| Personal services..... | 27 | 128 | 26 | 12 | 4 |
| All other service trades..... | 19 | 198 | 21 | 9 | 8 |
| AMUSEMENTS..... | 10 | 121 | 11 | 39 | x |

x Not available.

^{1/} Includes employees paid for less than the full workweek.

^{2/} See General Description on last page for changes from the 1939 Census of Business in the coverage of Service Trades.

Table 2.—CENSUS OF BUSINESS PRELIMINARY RESULTS FOR 1948 FOR CITIES OF 2,500 INHABITANTS OR MORE
COLFAX COUNTY, NEBR.

(Data omitted for trade groups where necessary to avoid disclosure)

| City and trade group ¹ | Number of establishments | 1948 sales and receipts (Thousand dollars) | Active proprietors of unincorporated businesses Nov. 1948 | Paid employees, workweek ended nearest Nov. 15, 1948 | |
|-----------------------------------|--------------------------|---|--|--|-------------------------|
| | | | | Total employees ² | Full workweek employees |
| Schuyler: | | | | | |
| Retail trade..... | 83 | 6,637 | 94 | 237 | 197 |
| Selected service trades.... | 25 | 161 | 25 | 10 | 5 |
| Amusements..... | 5 | 67 | 6 | 21 | x |
| Remainder of county: | | | | | |
| Retail trade..... | 94 | 5,586 | 106 | 192 | 158 |
| Selected service trades.... | 21 | 165 | 22 | 11 | 7 |
| Amusements..... | 5 | 54 | 5 | 18 | x |

x Not available.

¹/ See General Description on this page for changes from the 1939 Census of Business in the coverage of Service Trades.

²/ Includes employees paid for less than the full workweek.

GENERAL DESCRIPTION OF PRELIMINARY RELEASES FOR THE 1948 CENSUS OF BUSINESS

This series of releases, of which one is planned for each county in the United States, presents preliminary results of the 1948 Census of Business. The information is based on reports submitted by business establishments for that Census. The figures shown are preliminary, and are subject to revision in the final Census publications, but the changes are expected to be relatively minor with respect to coverage. The final Census figures will be issued in a series of Business Census bulletins which will show additional detailed kind-of-business information for all places where there are a sufficient number of establishments.

The 1948 Census of Business was taken under the provision of the Act of June 19, 1948, which provides that the Business Census be taken for 1948 and for each fifth year thereafter. Previous Business Censuses were taken for the years 1929, 1933, 1935, and 1939.

Scope of the Census.—The 1948 Census of Business covered all establishments in the following trades, as defined by the Standard Industrial Classification Manual, May 1949 issue, of the Executive Office of the President: all retail trades; all wholesale trades; all service trades in the following four groups—personal services, business services, automobile repairs and services, and miscellaneous repair services; hotels; tourist courts and camps; and amusements, including motion picture theaters. Some important services not covered are radio broadcasting and television, medical and health, legal, educational, nonprofit, accounting, and domestic services.

This coverage is similar to that of the 1939 Business Census. However, "custom trades" and "services incidental to transportation," which are no longer included in the standard classification of the service trades, are not covered by the 1948 Census. In a number of localities, these exclusions as well as

other changes in the standard classification may have a considerable effect in comparing 1948 with 1939 data, particularly with respect to establishment count.


Establishment definition.—For Census purposes, a business establishment is defined to include only enterprises conducted from a recognizable place of business, provided that the annual sales were in excess of \$5,000 for a wholesale trade establishment and \$500 for establishments in other trades. A detailed analysis of coverage will be provided in future Census of Business publications.

"Number of establishments" is the number of separate business locations, rather than the number of business companies or organizations, since the Census figures represent information reported separately for each business location or establishment. The establishment count reflects the number of places in business at the end of 1948 excluding administrative and executive offices of multiunit organizations, and "chain store" warehouses.

Sales and receipts.—"1948 sales and receipts" represents sales of merchandise and receipts from repairs and other services to customers. The figures reflect deductions for returned goods and allowances, but not for trade-in allowances; they exclude sales and excise taxes collected from customers and paid directly to any taxing agency.

Proprietors.—"Active proprietors..." represents owners and partners of unincorporated businesses who devoted the major portion of their time to the business in November 1948.

Employment.—"Number of paid employees..." represents all employees on the pay roll for the pay period ending nearest November 15, 1948. "Full workweek" employees, whether regular or seasonal, are those who in the November 15 pay period were paid for working at least the number of hours typically worked in a week by employees of the reporting establishment.



1948 CENSUS OF BUSINESS

RETAIL, WHOLESALE, SERVICE TRADES

U. S. DEPARTMENT OF COMMERCE
BUREAU OF THE CENSUS

PRELIMINARY

For Release April 6, 1950

Release Series BC-1P-26-020

CUMING COUNTY, NEBR.

Retail, wholesale, and service establishments located in Cuming County, Nebraska, showed a substantial expansion in dollar volume of trade from 1939 to 1948 according to preliminary figures from the 1948 Census of Business released today by the Bureau of the Census, U. S. Department of Commerce.

Retail sales in the county during 1948 aggregated \$13.0 million, an increase of 282 percent over the \$3.4 million in 1939, when the preceding Census of Business was taken. Wholesale sales in the county reached a total of \$5.5 million in 1948 as compared with \$1.2 million in 1939. The service trades included in the Census of Business recorded receipts totaling \$489,000 in 1948 compared with \$163,000 in 1939.

Employment in the county also rose over the 9-year period between 1939 and 1948 for the above trades. Establishments in these trades reported a combined total of 637 paid employees for the workweek ended nearest November 15, 1948. This compared with a total of 442 employees reported for the week of November 15, 1939.

These preliminary figures have been derived from a Census report on Cuming County, Nebraska, which also includes data for the city of West Point. Final figures, superseding the preliminary data for Cuming County, will be included in a Bulletin for the State of Nebraska to be issued in several months. Similar data will be made available this year in preliminary and final form for each of the counties and States. A single copy of the preliminary release for Cuming County as well as an order blank for other area releases may be obtained by writing to the Bureau of the Census, Washington 25, D. C.

Table 1.—CENSUS OF BUSINESS PRELIMINARY RESULTS FOR 1948, BY TRADE GROUP
CUMING COUNTY, NEBR.

| Trade group and kind of business | Number of establishments | 1948 sales and receipts (Thousand dollars) | Active proprietors of unincorporated businesses Nov. 1948 | Paid employees, workweek ended nearest Nov. 15, 1948 | |
|---|--------------------------|---|--|--|-------------------------|
| | | | | Total employees ¹ | Full workweek employees |
| RETAIL TRADE, total..... | 181 | 12,979 | 192 | 543 | 432 |
| Food group..... | 29 | 1,886 | 28 | 71 | 50 |
| Eating and drinking places..... | 31 | 742 | 36 | 83 | 67 |
| General merchandise grp, general stores | 9 | 1,591 | 8 | 93 | 59 |
| Apparel group..... | 12 | 387 | 14 | 19 | 11 |
| Furniture-home furnishgs-appliance grp | 8 | 478 | 9 | 22 | 15 |
| Automotive group..... | 16 | 1,514 | 19 | 52 | 51 |
| Gasoline service stations..... | 25 | 1,827 | 29 | 52 | 48 |
| Lumber-building-hardware group..... | 28 | 3,108 | 26 | 111 | 98 |
| Drug and proprietary stores..... | 7 | 311 | 7 | 15 | 10 |
| All other retail stores..... | 16 | 1,135 | 16 | 25 | 23 |
| WHOLESALE TRADE..... | 20 | 5,509 | 14 | 36 | x |
| SELECTED SERVICE TRADES, ² /total..... | 54 | 489 | 62 | 58 | 49 |
| Personal services..... | 26 | 252 | 28 | 42 | 36 |
| All other service trades..... | 28 | 237 | 34 | 16 | 13 |
| AMUSEMENTS..... | 5 | 82 | 4 | 17 | x |

x Not available.

¹/ Includes employees paid for less than the full workweek.

²/ See General Description on last page for changes from the 1939 Census of Business in the coverage of Service Trades.

Table 2.—CENSUS OF BUSINESS PRELIMINARY RESULTS FOR 1948 FOR CITIES OF 2,500 INHABITANTS OR MORE

CUMING COUNTY, NEBR.

(Data omitted for trade groups where necessary to avoid disclosure)

| City and trade group ¹ | Number of establishments | 1948 sales and receipts (Thousand dollars) | Active proprietors of unincorporated businesses Nov. 1948 | Paid employees, workweek ended nearest Nov. 15, 1948 | |
|-----------------------------------|--------------------------|---|--|--|-------------------------|
| | | | | Total employees ² | Full workweek employees |
| West Point: | | | | | |
| Retail trade..... | 79 | 6,911 | 85 | 290 | 226 |
| Selected service trades.... | 28 | 313 | 32 | 44 | 36 |
| Remainder of county: | | | | | |
| Retail trade..... | 102 | 6,068 | 107 | 253 | 206 |
| Selected service trades.... | 26 | 176 | 30 | 14 | 13 |

1/ See General Description on this page for changes from the 1939 Census of Business in the coverage of Service Trades.

2/ Includes employees paid for less than the full workweek.

GENERAL DESCRIPTION OF PRELIMINARY RELEASES FOR THE 1948 CENSUS OF BUSINESS

This series of releases, of which one is planned for each county in the United States, presents preliminary results of the 1948 Census of Business. The information is based on reports submitted by business establishments for that Census. The figures shown are preliminary, and are subject to revision in the final Census publications, but the changes are expected to be relatively minor with respect to coverage. The final Census figures will be issued in a series of Business Census bulletins which will show additional detailed kind-of-business information for all places where there are a sufficient number of establishments.

The 1948 Census of Business was taken under the provision of the Act of June 19, 1948, which provides that the Business Census be taken for 1948 and for each fifth year thereafter. Previous Business Censuses were taken for the years 1929, 1933, 1935, and 1939.

Scope of the Census.—The 1948 Census of Business covered all establishments in the following trades, as defined by the Standard Industrial Classification Manual, May 1949 issue, of the Executive Office of the President: all retail trades; all wholesale trades; all service trades in the following four groups—personal services, business services, automobile repairs and services, and miscellaneous repair services; hotels; tourist courts and camps; and amusements, including motion picture theaters. Some important services not covered are radio broadcasting and television, medical and health, legal, educational, nonprofit, accounting, and domestic services.

This coverage is similar to that of the 1939 Business Census. However, "custom trades" and "services incidental to transportation," which are no longer included in the standard classification of the service trades, are not covered by the 1948 Census. In a number of localities, these exclusions as well as other changes in the standard classification may have

a considerable effect in comparing 1948 with 1939 data, particularly with respect to establishment count.

Establishment definition.—For Census purposes, a business establishment is defined to include only enterprises conducted from a recognizable place of business, provided that the annual sales were in excess of \$5,000 for a wholesale trade establishment and \$500 for establishments in other trades. A detailed analysis of coverage will be provided in future Census of Business publications.

"Number of establishments" is the number of separate business locations, rather than the number of business companies or organizations, since the Census figures represent information reported separately for each business location or establishment. The establishment count reflects the number of places in business at the end of 1948 excluding administrative and executive offices of multiunit organizations, and "chain store" warehouses.

Sales and receipts.—"1948 sales and receipts" represents sales of merchandise and receipts from repairs and other services to customers. The figures reflect deductions for returned goods and allowances, but not for trade-in allowances; they exclude sales and excise taxes collected from customers and paid directly to any taxing agency.

Proprietors.—"Active proprietors..." represents owners and partners of unincorporated businesses who devoted the major portion of their time to the business in November 1948.

Employment.—"Number of paid employees..." represents all employees on the pay roll for the pay period ending nearest November 15, 1948. "Full workweek" employees, whether regular or seasonal, are those who in the November 15 pay period were paid for working at least the number of hours typically worked in a week by employees of the reporting establishment.

1948 CENSUS OF BUSINESS

RETAIL, WHOLESALE, SERVICE TRADES

U. S. DEPARTMENT OF COMMERCE
BUREAU OF THE CENSUS

PRELIMINARY

For Release April 10, 1950

Release Series BC-1P-26-021

CUSTER COUNTY, NEBR.

Retail, wholesale, and service establishments located in Custer County, Nebraska, showed a substantial expansion in dollar volume of trade from 1939 to 1948 according to preliminary figures from the 1948 Census of Business released today by the Bureau of the Census, U. S. Department of Commerce.

Retail sales in the county during 1948 aggregated \$16.0 million, an increase of 208 percent over the \$5.2 million in 1939, when the preceding Census of Business was taken. Wholesale sales in the county reached a total of \$16.6 million in 1948 as compared with \$2.9 million in 1939. The service trades included in the Census of Business recorded receipts totaling \$551,000 in 1948 compared with \$187,000 in 1939.

Employment in the county also rose over the 9-year period between 1939 and 1948 for the above trades. Establishments in these trades reported a combined total of 904 paid employees for the workweek ended nearest November 15, 1948. This compared with a total of 686 employees reported for the week of November 15, 1939.

These preliminary figures have been derived from a Census report on Custer County, Nebraska, which also includes data for the city of Broken Bow. Final figures, superseding the preliminary data for Custer County, will be included in a Bulletin for the State of Nebraska to be issued in several months. Similar data will be made available this year in preliminary and final form for each of the counties and States. A single copy of the preliminary release for Custer County as well as an order blank for other area releases may be obtained by writing to the Bureau of the Census, Washington 25, D. C.

Table 1.—CENSUS OF BUSINESS PRELIMINARY RESULTS FOR 1948, BY TRADE GROUP

CUSTER COUNTY, NEBR.

| Trade group and kind of business | Number of establishments | 1948 sales and receipts (Thousand dollars) | Active proprietors of unincorporated businesses Nov. 1948 | Paid employees, workweek ended nearest Nov. 15, 1948 | |
|--|--------------------------|---|--|--|-------------------------|
| | | | | Total employees ¹ | Full workweek employees |
| RETAIL TRADE, total | 279 | 15,975 | 304 | 705 | 512 |
| Food group..... | 48 | 3,317 | 49 | 103 | 72 |
| Eating and drinking places..... | 35 | 626 | 40 | 68 | 38 |
| General merchandise group, general stores.... | 26 | 1,776 | 25 | 129 | 80 |
| Apparel group..... | 11 | 470 | 14 | 20 | 12 |
| Furniture-home furnishings appliance-group.. | 20 | 1,004 | 20 | 42 | 35 |
| Automotive group..... | 15 | 2,072 | 19 | 69 | 66 |
| Gasoline service stations..... | 40 | 1,616 | 47 | 47 | 32 |
| Lumber-building-hardware group..... | 49 | 3,851 | 47 | 152 | 126 |
| Drug and proprietary stores..... | 15 | 543 | 19 | 40 | 25 |
| All other retail stores..... | 20 | 700 | 24 | 35 | 26 |
| WHOLESALE TRADE, total | 44 | 16,574 | 24 | 140 | x |
| Merchant wholesalers..... | 6 | 1,493 | 2 | 26 | x |
| All other types of wholesalers..... | 38 | 15,081 | 22 | 114 | x |
| SELECTED SERVICE TRADES,^{2/} total | 79 | 551 | 85 | 59 | 49 |
| Personal services..... | 37 | 252 | 38 | 36 | 31 |
| All other service trades..... | 42 | 299 | 47 | 23 | 18 |
| AMUSEMENTS | 12 | 151 | 10 | 29 | x |

x Not available.

^{1/} Includes employees paid for less than the full workweek.

^{2/} See General Description on last page for changes from the 1939 Census of Business in the coverage of Service Trades.

Table 2.—CENSUS OF BUSINESS PRELIMINARY RESULTS FOR 1948 FOR CITIES OF 2,500 INHABITANTS OR MORE

CUSTER COUNTY, NEBR.

(Data omitted for trade groups where necessary to avoid disclosure)

| City and trade group ¹ | Number of establishments | 1948 sales and receipts (Thousand dollars) | Active proprietors of unincorporated businesses Nov. 1948 | Paid employees, workweek ended nearest Nov. 15, 1948 | |
|-----------------------------------|--------------------------|---|--|--|-------------------------|
| | | | | Total employees ² | Full workweek employees |
| Broken Bow: | | | | | |
| Retail trade..... | 88 | 7,875 | 106 | 400 | 295 |
| Selected service trades..... | 24 | 332 | 25 | 41 | 36 |
| Remainder of county: | | | | | |
| Retail trade..... | 191 | 8,100 | 198 | 305 | 217 |
| Selected service trades..... | 55 | 219 | 60 | 18 | 13 |

1/ See General Description on this page for changes from the 1939 Census of Business in the coverage of Service Trades.

2/ Includes employees paid for less than the full workweek.

GENERAL DESCRIPTION OF PRELIMINARY RELEASES FOR THE 1948 CENSUS OF BUSINESS

This series of releases, of which one is planned for each county in the United States, presents preliminary results of the 1948 Census of Business. The information is based on reports submitted by business establishments for that Census. The figures shown are preliminary, and are subject to revision in the final Census publications, but the changes are expected to be relatively minor with respect to coverage. The final Census figures will be issued in a series of Business Census bulletins which will show additional detailed kind-of-business information for all places where there are a sufficient number of establishments.

The 1948 Census of Business was taken under the provision of the Act of June 19, 1948, which provides that the Business Census be taken for 1948 and for each fifth year thereafter. Previous Business Censuses were taken for the years 1929, 1933, 1935, and 1939.

Scope of the Census.—The 1948 Census of Business covered all establishments in the following trades, as defined by the Standard Industrial Classification Manual, May 1949 issue, of the Executive Office of the President: all retail trades; all wholesale trades; all service trades in the following four groups—personal services, business services, automobile repairs and services, and miscellaneous repair services; hotels; tourist courts and camps; and amusements, including motion picture theaters. Some important services not covered are radio broadcasting and television, medical and health, legal, educational, nonprofit, accounting, and domestic services.

This coverage is similar to that of the 1939 Business Census. However, "custom trades" and "services incidental to transportation," which are no longer included in the standard classification of the service trades, are not covered by the 1948 Census. In a number of localities, these exclusions as well as other changes in the standard classification may have

a considerable effect in comparing 1948 with 1939 data, particularly with respect to establishment count.

Establishment definition.—For Census purposes, a business establishment is defined to include only enterprises conducted from a recognizable place of business, provided that the annual sales were in excess of \$5,000 for a wholesale trade establishment and \$500 for establishments in other trades. A detailed analysis of coverage will be provided in future Census of Business publications.

"Number of establishments" is the number of separate business locations, rather than the number of business companies or organizations, since the Census figures represent information reported separately for each business location or establishment. The establishment count reflects the number of places in business at the end of 1948 excluding administrative and executive offices of multiunit organizations, and "chain store" warehouses.

Sales and receipts.—"1948 sales and receipts" represents sales of merchandise and receipts from repairs and other services to customers. The figures reflect deductions for returned goods and allowances, but not for trade-in allowances; they exclude sales and excise taxes collected from customers and paid directly to any taxing agency.

Proprietors.—"Active proprietors..." represents owners and partners of unincorporated businesses who devoted the major portion of their time to the business in November 1948.

Employment.—"Number of paid employees..." represents all employees on the pay roll for the pay period ending nearest November 15, 1948. "Full workweek" employees, whether regular or seasonal, are those who in the November 15 pay period were paid for working at least the number of hours typically worked in a week by employees of the reporting establishment.

1948 CENSUS OF BUSINESS

RETAIL, WHOLESALE, SERVICE TRADES

U. S. DEPARTMENT OF COMMERCE
BUREAU OF THE CENSUS

PRELIMINARY

For Release March 30, 1950

Release Series BC-1P-26-022

DAKOTA COUNTY, NEBR.

Retail, wholesale, and service establishments located in Dakota County, Nebraska, showed a substantial expansion in dollar volume of trade from 1939 to 1948 according to preliminary figures from the 1948 Census of Business released today by the Bureau of the Census, U. S. Department of Commerce.

Retail sales in the county during 1948 aggregated \$7.7 million, an increase of 353 percent over the \$1.7 million in 1939, when the preceding Census of Business was taken. Wholesale sales in the county reached a total of \$4.5 million in 1948 as compared with \$0.7 million in 1939. The service trades included in the Census of Business recorded receipts totaling \$329,000 in 1948 compared with \$87,000 in 1939.

Employment in the county also rose over the 9-year period between 1939 and 1948 for the above trades. Establishments in these trades reported a combined total of 364 paid employees for the workweek ended nearest November 15, 1948. This compared with a total of 167 employees reported for the week of November 15, 1939.

These preliminary figures have been derived from a Census report on Dakota County, Nebraska, which also includes data for South Sioux City. Final figures, superseding the preliminary data for Dakota County, will be included in a Bulletin for the State of Nebraska to be issued in several months. Similar data will be made available this year in preliminary and final form for each of the counties and States. A single copy of the preliminary release for Dakota County as well as an order blank for other area releases may be obtained by writing to the Bureau of the Census, Washington 25, D. C.

Table 1.—CENSUS OF BUSINESS PRELIMINARY RESULTS FOR 1948, BY TRADE GROUP
DAKOTA COUNTY, NEBR.

| Trade group and kind of business | Number of establishments | 1948 sales and receipts (Thousand dollars) | Active proprietors of unincorporated businesses Nov. 1948 | Paid employees, workweek ended nearest Nov. 15, 1948 | |
|---|--------------------------|---|--|--|-------------------------|
| | | | | Total employees ¹ | Full workweek employees |
| RETAIL TRADE, total..... | 133 | 7,733 | 134 | 262 | 216 |
| Food group..... | 24 | 1,795 | 25 | 54 | 42 |
| Eating and drinking places..... | 36 | 978 | 36 | 71 | 59 |
| Gasoline service stations..... | 24 | 784 | 25 | 15 | 12 |
| All other retail stores..... | 49 | 4,176 | 47 | 122 | 103 |
| WHOLESALE TRADE..... | 12 | 4,490 | 8 | 74 | x |
| SELECTED SERVICE TRADES, ^{2/} total. | 50 | 329 | 54 | 28 | 23 |
| Personal services..... | 27 | 160 | 28 | 16 | 13 |
| All other service trades..... | 23 | 169 | 26 | 12 | 10 |

x Not available.

^{1/} Includes employees paid for less than the full workweek.

^{2/} See General Description on last page for changes from the 1939 Census of Business in the coverage of Service Trades.

Table 2.—CENSUS OF BUSINESS PRELIMINARY RESULTS FOR 1948 FOR CITIES OF 2,500 INHABITANTS OR MORE
DAKOTA COUNTY, NEBR.

(Data omitted for trade groups where necessary to avoid disclosure)

| City and trade group ¹ | Number of establishments | 1948 sales and receipts (Thousand dollars) | Active proprietors of unincorporated businesses Nov. 1948 | Paid employees, workweek ended nearest Nov. 15, 1948 | |
|-----------------------------------|--------------------------|---|--|--|-------------------------|
| | | | | Total employees ² | Full workweek employees |
| South Sioux City: | | | | | |
| Retail trade..... | 78 | 5,895 | 79 | 194 | 164 |
| Selected service trades.... | 32 | 253 | 35 | 27 | 23 |
| Remainder of county: | | | | | |
| Retail trade..... | 55 | 1,838 | 55 | 68 | 52 |
| Selected service trades.... | 18 | 76 | 19 | 1 | - |

1/ See General Description on this page for changes from the 1939 Census of Business in the coverage of Service Trades.

2/ Includes employees paid for less than the full workweek.

GENERAL DESCRIPTION OF PRELIMINARY RELEASES FOR THE 1948 CENSUS OF BUSINESS

This series of releases, of which one is planned for each county in the United States, presents preliminary results of the 1948 Census of Business. The information is based on reports submitted by business establishments for that Census. The figures shown are preliminary, and are subject to revision in the final Census publications, but the changes are expected to be relatively minor with respect to coverage. The final Census figures will be issued in a series of Business Census bulletins which will show additional detailed kind-of-business information for all places where there are a sufficient number of establishments.

The 1948 Census of Business was taken under the provision of the Act of June 19, 1948, which provides that the Business Census be taken for 1948 and for each fifth year thereafter. Previous Business Censuses were taken for the years 1929, 1933, 1935, and 1939.

Scope of the Census.—The 1948 Census of Business covered all establishments in the following trades, as defined by the Standard Industrial Classification Manual, May 1949 issue, of the Executive Office of the President: all retail trades; all wholesale trades; all service trades in the following four groups—personal services, business services, automobile repairs and services, and miscellaneous repair services; hotels; tourist courts and camps; and amusements, including motion picture theaters. Some important services not covered are radio broadcasting and television, medical and health, legal, educational, nonprofit, accounting, and domestic services.

This coverage is similar to that of the 1939 Business Census. However, "custom trades" and "services incidental to transportation," which are no longer included in the standard classification of the service trades, are not covered by the 1948 Census. In a number of localities, these exclusions as well as

other changes in the standard classification may have a considerable effect in comparing 1948 with 1939 data, particularly with respect to establishment count.

Establishment definition.—For Census purposes, a business establishment is defined to include only enterprises conducted from a recognizable place of business, provided that the annual sales were in excess of \$5,000 for a wholesale trade establishment and \$500 for establishments in other trades. A detailed analysis of coverage will be provided in future Census of Business publications.

"Number of establishments" is the number of separate business locations, rather than the number of business companies or organizations, since the Census figures represent information reported separately for each business location or establishment. The establishment count reflects the number of places in business at the end of 1948 excluding administrative and executive offices of multiunit organizations, and "chain store" warehouses.

Sales and receipts.—"1948 sales and receipts" represents sales of merchandise and receipts from repairs and other services to customers. The figures reflect deductions for returned goods and allowances, but not for trade-in allowances; they exclude sales and excise taxes collected from customers and paid directly to any taxing agency.

Proprietors.—"Active proprietors..." represents owners and partners of unincorporated businesses who devoted the major portion of their time to the business in November 1948.

Employment.—"Number of paid employees..." represents all employees on the pay roll for the pay period ending nearest November 15, 1948. "Full workweek" employees, whether regular or seasonal, are those who in the November 15 pay period were paid for working at least the number of hours typically worked in a week by employees of the reporting establishment.

1948 CENSUS OF BUSINESS

RETAIL, WHOLESALE, SERVICE TRADES

U. S. DEPARTMENT OF COMMERCE
BUREAU OF THE CENSUS

PRELIMINARY

For Release April 13, 1950

Release Series BC-1P-26-023

DAWES COUNTY, NEBR.

Retail, wholesale, and service establishments located in Dawes County, Nebraska, showed a substantial expansion in dollar volume of trade from 1939 to 1948 according to preliminary figures from the 1948 Census of Business released today by the Bureau of the Census, U. S. Department of Commerce.

Retail sales in the county during 1948 aggregated \$10.8 million, an increase of 200 percent over the \$3.6 million in 1939, when the preceding Census of Business was taken. Wholesale sales in the county reached a total of \$10.3 million in 1948 as compared with \$2.3 million in 1939. The service trades included in the Census of Business recorded receipts totaling \$374,000 in 1948 compared with \$159,000 in 1939.

Employment in the county also rose over the 9-year period between 1939 and 1948 for the above trades. Establishments in these trades reported a combined total of 752 paid employees for the workweek ended nearest November 15, 1948. This compared with a total of 494 employees reported for the week of November 15, 1939.

These preliminary figures have been derived from a Census report on Dawes County, Nebraska, which also includes data for the city of Chadron. Final figures, superseding the preliminary data for Dawes County, will be included in a Bulletin for the State of Nebraska to be issued in several months. Similar data will be made available this year in preliminary and final form for each of the counties and States. A single copy of the preliminary release for Dawes County as well as an order blank for other area releases may be obtained by writing to the Bureau of the Census, Washington 25, D. C.

Table 1.—CENSUS OF BUSINESS PRELIMINARY RESULTS FOR 1948, BY TRADE GROUP

DAWES COUNTY, NEBR.

| Trade group and kind of business | Number of establishments | 1948 sales and receipts (Thousand dollars) | Active proprietors of unincorporated businesses Nov. 1948 | Paid employees, workweek ended nearest Nov. 15, 1948 | |
|---|--------------------------|---|--|--|-------------------------|
| | | | | Total employees ¹ | Full workweek employees |
| RETAIL TRADE, total..... | 162 | 10,839 | 168 | 530 | 423 |
| Food group..... | 25 | 2,248 | 36 | 75 | 53 |
| Eating and drinking places..... | 28 | 740 | 31 | 112 | 70 |
| General merchandise grp, general stores..... | 7 | 643 | 3 | 49 | 30 |
| Apparel group..... | 15 | 492 | 14 | 31 | 26 |
| Automotive group..... | 16 | 2,190 | 17 | 74 | 72 |
| Gasoline service stations..... | 21 | 869 | 20 | 27 | 22 |
| Lumber-building-hardware group..... | 22 | 2,187 | 15 | 85 | 80 |
| Drug and proprietary stores..... | 5 | 247 | 5 | 20 | 17 |
| All other retail stores..... | 23 | 1,223 | 27 | 57 | 53 |
| WHOLESALE TRADE..... | 27 | 10,253 | 24 | 157 | x |
| SELECTED SERVICE TRADES, ² /total..... | 49 | 374 | 54 | 65 | 53 |
| Personal services..... | 31 | 284 | 35 | 61 | 50 |
| All other service trades..... | 18 | 90 | 19 | 4 | 3 |
| HOTELS..... | 5 | 70 | 6 | 12 | 11 |

x Not available.

¹/ Includes employees paid for less than the full workweek.

²/ See General Description on last page for changes from the 1939 Census of Business in the coverage of Service Trades.

Table 2.—CENSUS OF BUSINESS PRELIMINARY RESULTS FOR 1948 FOR CITIES OF 2,500 INHABITANTS OR MORE
DAWES COUNTY, NEBR.

(Data omitted for trade groups where necessary to avoid disclosure)

| City and trade group ¹ | Number of establishments | 1948 sales and receipts (Thousand dollars) | Active proprietors of unincorporated businesses Nov. 1948 | Paid employees, workweek ended nearest Nov. 15, 1948 | |
|-----------------------------------|--------------------------|---|--|--|-------------------------|
| | | | | Total employees ² | Full workweek employees |
| Chadron: | | | | | |
| Retail trade..... | 86 | 6,724 | 90 | 315 | 251 |
| Selected service trades.... | 31 | 262 | 34 | 44 | 41 |
| Remainder of County: | | | | | |
| Retail trade..... | 76 | 4,115 | 78 | 215 | 172 |
| Selected service trades.... | 18 | 112 | 20 | 21 | 12 |

1/ See General Description on this page for changes from the 1939 Census of Business in the coverage of Service Trades.

2/ Includes employees paid for less than the full workweek.

GENERAL DESCRIPTION OF PRELIMINARY RELEASES FOR THE 1948 CENSUS OF BUSINESS

This series of releases, of which one is planned for each county in the United States, presents preliminary results of the 1948 Census of Business. The information is based on reports submitted by business establishments for that Census. The figures shown are preliminary, and are subject to revision in the final Census publications, but the changes are expected to be relatively minor with respect to coverage. The final Census figures will be issued in a series of Business Census bulletins which will show additional detailed kind-of-business information for all places where there are a sufficient number of establishments.

The 1948 Census of Business was taken under the provision of the Act of June 19, 1948, which provides that the Business Census be taken for 1948 and for each fifth year thereafter. Previous Business Censuses were taken for the years 1929, 1933, 1935, and 1939.

Scope of the Census.—The 1948 Census of Business covered all establishments in the following trades, as defined by the Standard Industrial Classification Manual, May 1949 issue, of the Executive Office of the President: all retail trades; all wholesale trades; all service trades in the following four groups—personal services, business services, automobile repairs and services, and miscellaneous repair services; hotels; tourist courts and camps; and amusements, including motion picture theaters. Some important services not covered are radio broadcasting and television, medical and health, legal, educational, nonprofit, accounting, and domestic services.

This coverage is similar to that of the 1939 Business Census. However, "custom trades" and "services incidental to transportation," which are no longer included in the standard classification of the service trades, are not covered by the 1948 Census. In a number of localities, these exclusions as well as other changes in the standard classification may have

a considerable effect in comparing 1948 with 1939 data, particularly with respect to establishment count.

Establishment definition.—For Census purposes, a business establishment is defined to include only enterprises conducted from a recognizable place of business, provided that the annual sales were in excess of \$5,000 for a wholesale trade establishment and \$500 for establishments in other trades. A detailed analysis of coverage will be provided in future Census of Business publications.

"Number of establishments" is the number of separate business locations, rather than the number of business companies or organizations, since the Census figures represent information reported separately for each business location or establishment. The establishment count reflects the number of places in business at the end of 1948 excluding administrative and executive offices of multiunit organizations, and "chain store" warehouses.

Sales and receipts.—"1948 sales and receipts" represents sales of merchandise and receipts from repairs and other services to customers. The figures reflect deductions for returned goods and allowances, but not for trade-in allowances; they exclude sales and excise taxes collected from customers and paid directly to any taxing agency.

Proprietors.—"Active proprietors..." represents owners and partners of unincorporated businesses who devoted the major portion of their time to the business in November 1948.

Employment.—"Number of paid employees..." represents all employees on the pay roll for the pay period ending nearest November 15, 1948. "Full workweek" employees, whether regular or seasonal, are those who in the November 15 pay period were paid for working at least the number of hours typically worked in a week by employees of the reporting establishment.

1948 CENSUS OF BUSINESS

RETAIL, WHOLESALE, SERVICE TRADES

U. S. DEPARTMENT OF COMMERCE
BUREAU OF THE CENSUS

PRELIMINARY

For Release April 10, 1950

Release Series BC-1P-26-024

DAWSON COUNTY, NEBR.

Retail, wholesale, and service establishments located in Dawson County, Nebraska, showed a substantial expansion in dollar volume of trade from 1939 to 1948 according to preliminary figures from the 1948 Census of Business released today by the Bureau of the Census, U. S. Department of Commerce.

Retail sales in the county during 1948 aggregated \$27.6 million, an increase of 312 percent over the \$6.7 million in 1939, when the preceding Census of Business was taken. Wholesale sales in the county reached a total of \$12.2 million in 1948 as compared with \$2.1 million in 1939. The service trades included in the Census of Business recorded receipts totaling \$854,000 in 1948 compared with \$218,000 in 1939.

Employment in the county also rose over the 9-year period between 1939 and 1948 for the above trades. Establishments in these trades reported a combined total of 1,277 paid employees for the workweek ended nearest November 15, 1948. This compared with a total of 782 employees reported for the week of November 15, 1939.

These preliminary figures have been derived from a Census report on Dawson County, Nebraska, which also includes data for the city of Lexington. Final figures, superseding the preliminary data for Dawson County, will be included in a Bulletin for the State of Nebraska to be issued in several months. Similar data will be made available this year in preliminary and final form for each of the counties and States. A single copy of the preliminary release for Dawson County as well as an order blank for other area releases may be obtained by writing to the Bureau of the Census, Washington 25, D. C.

Table 1.—CENSUS OF BUSINESS PRELIMINARY RESULTS FOR 1948, BY TRADE GROUP

DAWSON COUNTY, NEBR.

| Trade group and kind of business | Number of establishments | 1948 sales and receipts (Thousand dollars) | Active proprietors of unincorporated businesses Nov. 1948 | Paid employees, workweek ended nearest Nov. 15, 1948 | |
|---|--------------------------|---|--|--|-------------------------|
| | | | | Total employees ¹ | Full workweek employees |
| RETAIL TRADE, total..... | 280 | 27,626 | 307 | 1,076 | 870 |
| Food group..... | 44 | 4,183 | 44 | 156 | 103 |
| Eating and drinking places..... | 47 | 1,104 | 59 | 166 | 136 |
| General merchandise grp, general stores..... | 13 | 2,221 | 11 | 122 | 76 |
| Apparel group..... | 12 | 586 | 12 | 28 | 15 |
| Furniture-home furnishgs-appliance grp..... | 18 | 846 | 16 | 37 | 26 |
| Automotive group..... | 22 | 6,620 | 25 | 214 | 203 |
| Gasoline service stations..... | 44 | 3,464 | 46 | 106 | 93 |
| Lumber-building-hardware group..... | 40 | 5,306 | 49 | 167 | 157 |
| Drug and proprietary stores..... | 10 | 679 | 10 | 47 | 33 |
| All other retail stores..... | 30 | 2,617 | 35 | 33 | 28 |
| WHOLESALE TRADE..... | 35 | 12,219 | 28 | 90 | x |
| SELECTED SERVICE TRADES, ² /total..... | 81 | 854 | 91 | 111 | 83 |
| Personal services..... | 42 | 426 | 47 | 76 | 53 |
| All other service trades..... | 39 | 428 | 44 | 35 | 30 |
| TOURIST COURTS AND CAMPS..... | 11 | 138 | 9 | 19 | 8 |
| AMUSEMENTS..... | 15 | 203 | 13 | 73 | x |

x Not available.

¹/ Includes employees paid for less than the full workweek.

²/ See General Description on last page for changes from the 1939 Census of Business in the coverage of Service Trades.

Table 2.—CENSUS OF BUSINESS PRELIMINARY RESULTS FOR 1948 FOR CITIES OF 2,500 INHABITANTS OR MORE

DAWSON COUNTY, NEBR.

(Data omitted for trade groups where necessary to avoid disclosure)

| City and trade group ¹ | Number of establishments | 1948 sales and receipts (Thousand dollars) | Active proprietors of unincorporated businesses Nov. 1948 | Paid employees, workweek ended nearest Nov. 15, 1948 | |
|-----------------------------------|--------------------------|---|--|--|-------------------------|
| | | | | Total employees ² | Full workweek employees |
| Lexington: | | | | | |
| Retail trade..... | 84 | 10,563 | 105 | 382 | 314 |
| Selected service trades.... | 33 | 464 | 38 | 79 | 56 |
| Remainder of county: | | | | | |
| Retail trade..... | 196 | 17,063 | 202 | 694 | 556 |
| Selected service trades.... | 48 | 390 | 53 | 32 | 27 |

1/ See General Description on this page for changes from the 1939 Census of Business in the coverage of Service Trades.

2/ Includes employees paid for less than the full workweek.

GENERAL DESCRIPTION OF PRELIMINARY RELEASES FOR THE 1948 CENSUS OF BUSINESS

This series of releases, of which one is planned for each county in the United States, presents preliminary results of the 1948 Census of Business. The information is based on reports submitted by business establishments for that Census. The figures shown are preliminary, and are subject to revision in the final Census publications, but the changes are expected to be relatively minor with respect to coverage. The final Census figures will be issued in a series of Business Census bulletins which will show additional detailed kind-of-business information for all places where there are a sufficient number of establishments.

The 1948 Census of Business was taken under the provision of the Act of June 19, 1948, which provides that the Business Census be taken for 1948 and for each fifth year thereafter. Previous Business Censuses were taken for the years 1929, 1933, 1935, and 1939.

Scope of the Census.—The 1948 Census of Business covered all establishments in the following trades, as defined by the Standard Industrial Classification Manual, May 1949 issue, of the Executive Office of the President: all retail trades; all wholesale trades; all service trades in the following four groups—personal services, business services, automobile repairs and services, and miscellaneous repair services; hotels; tourist courts and camps; and amusements, including motion picture theaters. Some important services not covered are radio broadcasting and television, medical and health, legal, educational, nonprofit, accounting, and domestic services.

This coverage is similar to that of the 1939 Business Census. However, "custom trades" and "services incidental to transportation," which are no longer included in the standard classification of the service trades, are not covered by the 1948 Census. In a number of localities, these exclusions as well as

other changes in the standard classification may have a considerable effect in comparing 1948 with 1939 data, particularly with respect to establishment count.

Establishment definition.—For Census purposes, a business establishment is defined to include only enterprises conducted from a recognizable place of business, provided that the annual sales were in excess of \$5,000 for a wholesale trade establishment and \$500 for establishments in other trades. A detailed analysis of coverage will be provided in future Censuses of Business publications.

"Number of establishments" is the number of separate business locations, rather than the number of business companies or organizations, since the Census figures represent information reported separately for each business location or establishment. The establishment count reflects the number of places in business at the end of 1948 excluding administrative and executive offices of multiunit organizations, and "chain store" warehouses.

Sales and receipts.—"1948 sales and receipts" represents sales of merchandise and receipts from repairs and other services to customers. The figures reflect deductions for returned goods and allowances, but not for trade-in allowances; they exclude sales and excise taxes collected from customers and paid directly to any taxing agency.

Proprietors.—"Active proprietors..." represents owners and partners of unincorporated businesses who devoted the major portion of their time to the business in November 1948.

Employment.—"Number of paid employees..." represents all employees on the pay roll for the pay period ending nearest November 15, 1948. "Full workweek" employees, whether regular or seasonal, are those who in the November 15 pay period were paid for working at least the number of hours typically worked in a week by employees of the reporting establishment.

1948 CENSUS OF BUSINESS

RETAIL, WHOLESALE, SERVICE TRADES

U. S. DEPARTMENT OF COMMERCE
BUREAU OF THE CENSUS

PRELIMINARY

For Release March 30, 1950

Release Series BC-1P-26-025

DEUEL COUNTY, NEBR.

Retail, wholesale, and service establishments located in Deuel County, Nebraska, showed a substantial expansion in dollar volume of trade from 1939 to 1948 according to preliminary figures from the 1948 Census of Business released today by the Bureau of the Census, U. S. Department of Commerce.

Retail sales in the county during 1948 aggregated \$5.1 million, an increase of 325 percent over the \$1.2 million in 1939, when the preceding Census of Business was taken. Wholesale sales in the county reached a total of \$11.5 million in 1948 as compared with \$1.0 million in 1939. The service trades included in the Census of Business recorded receipts totaling \$182,000 in 1948 compared with \$47,000 in 1939.

Employment in the county also rose over the 9-year period between 1939 and 1948 for the above trades. Establishments in these trades reported a combined total of 232 paid employees for the workweek ended nearest November 15, 1948. This compared with a total of 144 employees reported for the week of November 15, 1939.

These preliminary figures have been derived from a Census report on Deuel County, Nebraska. Final figures, superseding the preliminary data for Deuel County, will be included in a Bulletin for the State of Nebraska to be issued in several months. Similar data will be made available this year in preliminary and final form for each of the counties and States. A single copy of the preliminary release for Deuel County as well as an order blank for other area releases may be obtained by writing to the Bureau of the Census, Washington 25, D. C.

Table 1.—CENSUS OF BUSINESS PRELIMINARY RESULTS FOR 1948, BY TRADE GROUP
DEUEL COUNTY, NEBR.

| Trade group and kind of business | Number of establishments | 1948 sales and receipts (Thousand dollars) | Active proprietors of unincorporated businesses Nov. 1948 | Paid employees, workweek ended nearest Nov. 15, 1948 | |
|--|--------------------------|---|--|--|-------------------------|
| | | | | Total employees ¹ | Full workweek employees |
| RETAIL TRADE, total..... | 72 | 5,124 | 67 | 176 | 142 |
| Food group..... | 9 | 600 | 9 | 25 | 15 |
| Eating and drinking places..... | 11 | 245 | 12 | 31 | 25 |
| Gasoline service stations..... | 13 | 477 | 10 | 16 | 15 |
| All other retail stores..... | 39 | 3,802 | 36 | 104 | 87 |
| WHOLESALE TRADE..... | 13 | 11,509 | 10 | 45 | x |
| SELECTED SERVICE TRADES, ^{2/} total.. | 20 | 182 | 22 | 11 | 10 |
| Personal services..... | 13 | 61 | 13 | 6 | 5 |
| All other service trades..... | 7 | 121 | 9 | 5 | 5 |

x Not available.

^{1/} Includes employees paid for less than the full workweek.

^{2/} See General Description on last page for changes from the 1939 Census of Business in the coverage of Service Trades.

GENERAL DESCRIPTION OF PRELIMINARY RELEASES FOR THE 1948 CENSUS OF BUSINESS

This series of releases, of which one is planned for each county in the United States, presents preliminary results of the 1948 Census of Business. The information is based on reports submitted by business establishments for that Census. The figures shown are preliminary, and are subject to revision in the final Census publications, but the changes are expected to be relatively minor with respect to coverage. The final Census figures will be issued in a series of Business Census bulletins which will show additional detailed kind-of-business information for all places where there are a sufficient number of establishments.

The 1948 Census of Business was taken under the provision of the Act of June 19, 1948, which provides that the Business Census be taken for 1948 and for each fifth year thereafter. Previous Business Censuses were taken for the years 1929, 1933, 1935, and 1939.

Scope of the Census.—The 1948 Census of Business covered all establishments in the following trades, as defined by the Standard Industrial Classification Manual, May 1949 issue, of the Executive Office of the President: all retail trades; all wholesale trades; all service trades in the following four groups—personal services, business services, automobile repairs and services, and miscellaneous repair services; hotels; tourist courts and camps; and amusements, including motion picture theaters. Some important services not covered are radio broadcasting and television, medical and health, legal, educational, nonprofit, accounting, and domestic services.

This coverage is similar to that of the 1939 Business Census. However, "custom trades" and "services incidental to transportation," which are no longer included in the standard classification of the service trades, are not covered by the 1948 Census. In a number of localities, these exclusions as well as other changes in the standard classification may have a considerable effect in comparing

1948 with 1939 data, particularly with respect to establishment count.

Establishment definition.—For Census purposes, a business establishment is defined to include only enterprises conducted from a recognizable place of business, provided that the annual sales were in excess of \$5,000 for a wholesale trade establishment and \$500 for establishments in other trades. A detailed analysis of coverage will be provided in future Census of Business publications.

"Number of establishments" is the number of separate business locations, rather than the number of business companies or organizations, since the Census figures represent information reported separately for each business location or establishment. The establishment count reflects the number of places in business at the end of 1948 excluding administrative and executive offices of multiunit organizations, and "chain store" warehouses.

Sales and receipts.—"1948 sales and receipts" represents sales of merchandise and receipts from repairs and other services to customers. The figures reflect deductions for returned goods and allowances, but not for trade-in allowances; they exclude sales and excise taxes collected from customers and paid directly to any taxing agency.

Proprietors.—"Active proprietors..." represents owners and partners of unincorporated businesses who devoted the major portion of their time to the business in November 1948.

Employment.—"Number of paid employees..." represents all employees on the pay roll for the pay period ending nearest November 15, 1948. "Full workweek" employees, whether regular or seasonal, are those who in the November 15 pay period were paid for working at least the number of hours typically worked in a week by employees of the reporting establishment.

1948 CENSUS OF BUSINESS

RETAIL, WHOLESALE, SERVICE TRADES

U. S. DEPARTMENT OF COMMERCE
BUREAU OF THE CENSUS

PRELIMINARY

For Release April 3, 1950

Release Series BC-1P-26-026

DIXON COUNTY, NEBR.

Retail, wholesale, and service establishments located in Dixon County, Nebraska, showed a substantial expansion in dollar volume of trade from 1939 to 1948 according to preliminary figures from the 1948 Census of Business released today by the Bureau of the Census, U. S. Department of Commerce.

Retail sales in the county during 1948 aggregated \$6.8 million, an increase of 258 percent over the \$1.9 million in 1939, when the preceding Census of Business was taken. Wholesale sales in the county reached a total of \$1.8 million in 1948 as compared with \$0.6 million in 1939. The service trades included in the Census of Business recorded receipts totaling \$246,000 in 1948 compared with \$60,000 in 1939.

Employment in the county also rose over the 9-year period between 1939 and 1948 for the above trades. Establishments in these trades reported a combined total of 303 paid employees for the workweek ended nearest November 15, 1948. This compared with a total of 218 employees reported for the week of November 15, 1939.

These preliminary figures have been derived from a Census report on Dixon County, Nebraska. Final figures, superseding the preliminary data for Dixon County, will be included in a Bulletin for the State of Nebraska to be issued in several months. Similar data will be made available this year in preliminary and final form for each of the counties and States. A single copy of the preliminary release for Dixon County as well as an order blank for other area releases may be obtained by writing to the Bureau of the Census, Washington 25, D. C.

Table 1.—CENSUS OF BUSINESS PRELIMINARY RESULTS FOR 1948, BY TRADE GROUP
DIXON COUNTY, NEBR.

| Trade group and kind of business | Number of establishments | 1948 sales and receipts (Thousand dollars) | Active proprietors of unincorporated businesses Nov. 1948 | Paid employees, workweek ended nearest Nov. 15, 1948 | |
|--|--------------------------|---|--|--|-------------------------|
| | | | | Total employees ¹ | Full workweek employees |
| RETAIL TRADE, total..... | 141 | 6,812 | 155 | 266 | 184 |
| Food group..... | 27 | 1,249 | 29 | 45 | 26 |
| Eating and drinking places..... | 28 | 566 | 35 | 65 | 33 |
| Gasoline service stations..... | 13 | 452 | 13 | 11 | 7 |
| All other retail stores..... | 73 | 4,545 | 78 | 145 | 118 |
| WHOLESALE TRADE..... | 18 | 1,833 | 13 | 19 | x |
| SELECTED SERVICE TRADES ^{2/} total... | 32 | 246 | 32 | 18 | 16 |
| Personal services..... | 17 | 67 | 17 | 8 | 6 |
| All other service trades..... | 15 | 179 | 15 | 10 | 10 |
| AMUSEMENTS..... | 10 | 54 | 10 | 16 | x |

x Not available.

^{1/} Includes employees paid for less than the full workweek.

^{2/} See General Description on last page for changes from the 1939 Census of Business in the coverage of Service Trades.

GENERAL DESCRIPTION OF PRELIMINARY RELEASES FOR THE 1948 CENSUS OF BUSINESS

This series of releases, of which one is planned for each county in the United States, presents preliminary results of the 1948 Census of Business. The information is based on reports submitted by business establishments for that Census. The figures shown are preliminary, and are subject to revision in the final Census publications, but the changes are expected to be relatively minor with respect to coverage. The final Census figures will be issued in a series of Business Census bulletins which will show additional detailed kind-of-business information for all places where there are a sufficient number of establishments.

The 1948 Census of Business was taken under the provision of the Act of June 19, 1948, which provides that the Business Census be taken for 1948 and for each fifth year thereafter. Previous Business Censuses were taken for the years 1929, 1933, 1935, and 1939.

Scope of the Census.—The 1948 Census of Business covered all establishments in the following trades, as defined by the Standard Industrial Classification Manual, May 1949 issue, of the Executive Office of the President: all retail trades; all wholesale trades; all service trades in the following four groups—personal services, business services, automobile repairs and services, and miscellaneous repair services; hotels; tourist courts and camps; and amusements, including motion picture theaters. Some important services not covered are radio broadcasting and television, medical and health, legal, educational, nonprofit, accounting, and domestic services.

This coverage is similar to that of the 1939 Business Census. However, "custom trades" and "services incidental to transportation," which are no longer included in the standard classification of the service trades, are not covered by the 1948 Census. In a number of localities, these exclusions as well as other changes in the standard classification may have a considerable effect in comparing

1948 with 1939 data, particularly with respect to establishment count.

Establishment definition.—For Census purposes, a business establishment is defined to include only enterprises conducted from a recognizable place of business, provided that the annual sales were in excess of \$5,000 for a wholesale trade establishment and \$500 for establishments in other trades. A detailed analysis of coverage will be provided in future Census of Business publications.

"Number of establishments" is the number of separate business locations, rather than the number of business companies or organizations, since the Census figures represent information reported separately for each business location or establishment. The establishment count reflects the number of places in business at the end of 1948 excluding administrative and executive offices of multiunit organizations, and "chain store" warehouses.

Sales and receipts.—"1948 sales and receipts" represents sales of merchandise and receipts from repairs and other services to customers. The figures reflect deductions for returned goods and allowances, but not for trade-in allowances; they exclude sales and excise taxes collected from customers and paid directly to any taxing agency.

Proprietors.—"Active proprietors..." represents owners and partners of unincorporated businesses who devoted the major portion of their time to the business in November 1948.

Employment.—"Number of paid employees..." represents all employees on the pay roll for the pay period ending nearest November 15, 1948. "Full workweek" employees, whether regular or seasonal, are those who in the November 15 pay period were paid for working at least the number of hours typically worked in a week by employees of the reporting establishment.

1948 CENSUS OF BUSINESS

RETAIL, WHOLESALE, SERVICE TRADES

U. S. DEPARTMENT OF COMMERCE
BUREAU OF THE CENSUS

PRELIMINARY

For Release April 3, 1950

Release Series BC-1P- 26-027

DODGE COUNTY, NEBR.

Retail, wholesale, and service establishments located in Dodge County, Nebraska, showed a substantial expansion in dollar volume of trade from 1939 to 1948 according to preliminary figures from the 1948 Census of Business released today by the Bureau of the Census, U. S. Department of Commerce.

Retail sales in the county during 1948 aggregated \$34.0 million, an increase of 282 percent over the \$8.9 million in 1939, when the preceding Census of Business was taken. Wholesale sales in the county reached a total of \$34.5 million in 1948 as compared with \$4.9 million in 1939. The service trades included in the Census of Business recorded receipts totaling \$1.4 million in 1948 compared with \$0.4 million in 1939.

Employment in the county also rose over the 9-year period between 1939 and 1948 for the above trades. Establishments in these trades reported a combined total of 2,373 paid employees for the workweek ended nearest November 15, 1948. This compared with a total of 1,326 employees reported for the week of November 15, 1939.

These preliminary figures have been derived from a Census report on Dodge County, Nebraska, which also includes data for the city of Fremont. Final figures, superseding the preliminary data for Dodge County, will be included in a Bulletin for the State of Nebraska to be issued in several months. Similar data will be made available this year in preliminary and final form for each of the counties and States. A single copy of the preliminary release for Dodge County as well as an order blank for other area releases may be obtained by writing to the Bureau of the Census, Washington 25, D. C.

Table 1.—CENSUS OF BUSINESS PRELIMINARY RESULTS FOR 1948, BY TRADE GROUP

DODGE COUNTY, NEBR.

| Trade group and kind of business | Number of establishments | 1948 sales and receipts (Thousand dollars) | Active proprietors of unincorporated businesses Nov. 1948 | Paid employees, workweek ended nearest Nov. 15, 1948 | |
|---|--------------------------|---|--|--|-------------------------|
| | | | | Total employees ¹ | Full workweek employees |
| RETAIL TRADE, total..... | 416 | 33,999 | 439 | 1,652 | 1,299 |
| Food group..... | 80 | 5,599 | 89 | 204 | 121 |
| Eating and drinking places..... | 85 | 2,407 | 99 | 304 | 247 |
| General merchandise grp, general stores..... | 18 | 3,754 | 16 | 309 | 204 |
| Apparel group..... | 25 | 2,077 | 21 | 130 | 94 |
| Furniture-home furnishgs-appliance grp..... | 23 | 1,647 | 21 | 69 | 63 |
| Automotive group..... | 28 | 5,188 | 29 | 180 | 173 |
| Gasoline service stations..... | 48 | 1,924 | 53 | 84 | 67 |
| Lumber-building-hardware group..... | 55 | 6,574 | 54 | 214 | 195 |
| Drug and proprietary stores..... | 9 | 607 | 10 | 36 | 29 |
| All other retail stores..... | 45 | 4,222 | 47 | 122 | 106 |
| WHOLESALE TRADE, total..... | 68 | 34,499 | 53 | 531 | x |
| Merchant wholesalers..... | 29 | 18,063 | 26 | 318 | x |
| Assemblers of farm products..... | 18 | 9,874 | 10 | 169 | x |
| Other wholesale..... | 21 | 6,562 | 17 | 44 | x |
| SELECTED SERVICE TRADES, ² /total..... | 135 | 1,376 | 145 | 190 | 174 |
| Personal services..... | 73 | 643 | 72 | 145 | 136 |
| Business services..... | 6 | 196 | 8 | 13 | 13 |
| Automotive repairs and services..... | 29 | 316 | 34 | 23 | 17 |
| Other repair services..... | 27 | 221 | 31 | 9 | 8 |

x Not available.

¹/ Includes employees paid for less than the full workweek.²/ See General Description on last page for changes from the 1939 Census of Business in the coverage of Service Trades.

Table 2.—CENSUS OF BUSINESS PRELIMINARY RESULTS FOR 1948 FOR CITIES OF 2,500 INHABITANTS OR MORE

DODGE COUNTY, NEBR.

(Data omitted for trade groups where necessary to avoid disclosure)

| City and trade group ¹ | Number of establishments | 1948 sales and receipts (Thousand dollars) | Active proprietors of unincorporated businesses Nov. 1948 | Paid employees, workweek ended nearest Nov. 15, 1948 | |
|-----------------------------------|--------------------------|---|--|--|-------------------------|
| | | | | Total employees ² | Full workweek employees |
| Fremont: | | | | | |
| Retail trade..... | 236 | 24,071 | 246 | 1,321 | 1,045 |
| Wholesale trade..... | 46 | 27,079 | 39 | 449 | x |
| Selected service trades..... | 78 | 1,010 | 86 | 162 | 153 |
| Remainder of county: | | | | | |
| Retail trade..... | 180 | 9,928 | 193 | 331 | 254 |
| Wholesale trade..... | 22 | 7,420 | 14 | 82 | x |
| Selected service trades..... | 57 | 366 | 59 | 28 | 21 |

1/ See General Description on this page for changes from the 1939 Census of Business in the coverage of Service Trades.

2/ Includes employees paid for less than the full workweek.

GENERAL DESCRIPTION OF PRELIMINARY RELEASES FOR THE 1948 CENSUS OF BUSINESS

This series of releases, of which one is planned for each county in the United States, presents preliminary results of the 1948 Census of Business. The information is based on reports submitted by business establishments for that Census. The figures shown are preliminary, and are subject to revision in the final Census publications, but the changes are expected to be relatively minor with respect to coverage. The final Census figures will be issued in a series of Business Census bulletins which will show additional detailed kind-of-business information for all places where there are a sufficient number of establishments.

The 1948 Census of Business was taken under the provision of the Act of June 19, 1948, which provides that the Business Censuses be taken for 1948 and for each fifth year thereafter. Previous Business Censuses were taken for the years 1929, 1933, 1935, and 1939.

Scope of the Census.—The 1948 Census of Business covered all establishments in the following trades, as defined by the Standard Industrial Classification Manual, May 1949 issue, of the Executive Office of the President: all retail trades; all wholesale trades; all service trades in the following four groups—personal services, business services, automobile repairs and services, and miscellaneous repair services; hotels; tourist courts and camps; and amusements, including motion picture theaters. Some important services not covered are radio broadcasting and television, medical and health, legal, educational, nonprofit, accounting, and domestic services.

This coverage is similar to that of the 1939 Business Census. However, "custom trades" and "services incidental to transportation," which are no longer included in the standard classification of the service trades, are not covered by the 1948 Census. In a number of localities, these exclusions as well as

other changes in the standard classification may have a considerable effect in comparing 1948 with 1939 data, particularly with respect to establishment count.


Establishment definition.—For Census purposes, a business establishment is defined to include only enterprises conducted from a recognizable place of business, provided that the annual sales were in excess of \$5,000 for a wholesale trade establishment and \$500 for establishments in other trades. A detailed analysis of coverage will be provided in future Census of Business publications.

"Number of establishments" is the number of separate business locations, rather than the number of business companies or organizations, since the Census figures represent information reported separately for each business location or establishment. The establishment count reflects the number of places in business at the end of 1948 excluding administrative and executive offices of multiunit organizations, and "chain store" warehouses.

Sales and receipts.—"1948 sales and receipts" represents sales of merchandise and receipts from repairs and other services to customers. The figures reflect deductions for returned goods and allowances, but not for trade-in allowances; they exclude sales and excise taxes collected from customers and paid directly to any taxing agency.

Proprietors.—"Active proprietors..." represents owners and partners of unincorporated businesses who devoted the major portion of their time to the business in November 1948.

Employment.—"Number of paid employees..." represents all employees on the pay roll for the pay period ending nearest November 15, 1948. "Full workweek" employees, whether regular or seasonal, are those who in the November 15 pay period were paid for working at least the number of hours typically worked in a week by employees of the reporting establishment.



1948 CENSUS OF BUSINESS

RETAIL, WHOLESALE, SERVICE TRADES

U. S. DEPARTMENT OF COMMERCE
BUREAU OF THE CENSUS

PRELIMINARY

For Release May 22, 1950

Release Series BC-1P-26-028

DOUGLAS COUNTY, NEBR.

Retail, wholesale, and service establishments located in Douglas County, Nebraska, showed a substantial expansion in dollar volume of trade from 1939 to 1948 according to preliminary figures from the 1948 Census of Business released today by the Bureau of the Census, U. S. Department of Commerce.

Retail sales in the county during 1948 aggregated \$315,900,000, an increase of 192 percent over the \$108,300,000 sales in 1939, when the preceding Census of Business was taken. Wholesale sales volume in the county showed a 285 percent rise over the same period, reaching a total of \$1,507,700,000 in 1948 as compared with \$392,100,000 in 1939. The service trades included in the Census of Business reported receipts totaling \$23,300,000 in 1948 compared with \$9,500,000 in 1939. Amusement businesses in the county recorded receipts of \$5,100,000 in 1948. No comparable figure for 1939 is available.

Employment in the county also rose over the 9-year period between 1939 and 1948 for the trades covered by the Census of Business. Retail trade establishments reported 27,837 paid employees for the workweek ended nearest November 15, 1948. Of these, 14,952 worked the full week, and the remainder part of the week. The comparable total and full workweek figures for 1939 were 14,583 and 12,049. Wholesale trade establishments reported a total of 12,888 full- and part-week employees for the week of November 15, 1948, compared with 8,245 for the same week in 1939. For the selected service trades, November 15, 1948, paid employees numbered 3,929; the comparable figure for 1939, adjusted for change in scope between the two Censuses, was 3,572.

These preliminary figures have been derived from a Census report on Douglas County, Nebraska. The report also contains data for the city of Omaha.

Final figures, superseding the preliminary data for Douglas County, will be included in a Bulletin for the State of Nebraska to be issued in several months. Similar data will be made available this year in preliminary and final form for each of the counties and States. A single copy of the preliminary release for Douglas County as well as an order blank for other area releases may be obtained by writing to the Bureau of the Census, Washington 25, D. C.

91675

Table 1.—CENSUS OF BUSINESS PRELIMINARY RESULTS FOR 1948, BY TRADE GROUP
DOUGLAS COUNTY, NEBR.

| Trade group and kind of business | Number of establishments | 1948 sales and receipts (Thousand dollars) | Active proprietors of unincorporated businesses Nov. 1948 | Paid employees, workweek ended nearest Nov. 15, 1948 | |
|---|--------------------------|---|--|--|-----------------------------------|
| | | | | Total employees ¹ | Full workweek employees |
| RETAIL TRADE, total..... | 2,604 | 315,949 | 2,511 | 17,837 | 14,952 |
| Food group..... | 624 | 62,392 | 630 | 2,078 | 1,590 |
| Eating and drinking places..... | 659 | 28,797 | 685 | 3,401 | 2,783 |
| General merchandise grp, general stores | 59 | 44,083 | 51 | 3,754 | 3,161 |
| Apparel group..... | 138 | 25,152 | 108 | 1,782 | 1,425 |
| Furniture-home furnishgs-appliance grp | 116 | 20,935 | 109 | 1,427 | 1,363 |
| Automotive group..... | 134 | 62,073 | 127 | 1,667 | 1,596 |
| Gasoline service stations..... | 272 | 10,907 | 272 | 519 | 394 |
| Lumber-building-hardware group..... | 129 | 23,219 | 118 | 966 | 871 |
| Drug and proprietary stores..... | 123 | 11,380 | 111 | 843 | 601 |
| All other retail stores..... | 350 | 27,011 | 300 | 1,400 | 1,168 |
| WHOLESALE TRADE, total..... | 807 | 1,507,654 | 487 | 12,888 | x |
| Merchant wholesalers, total..... | 514 | 530,952 | 348 | 8,773 | x |
| Groceries, foods..... | 71 | 116,363 | 64 | 2,722 | x |
| Dry goods, apparel..... | 7 | 1,610 | 8 | 36 | x |
| Hardware, elec'l, plum'g and heating | 48 | 56,541 | 14 | 1,247 | x |
| Mach'y, equip't, industrial supplies | 94 | 39,418 | 50 | 1,207 | x |
| Farm products, inedible..... | 108 | 157,178 | 103 | 347 | x |
| All other merchant wholesalers..... | 186 | 159,842 | 109 | 3,214 | x |
| Manufact'rs' sales branches, offices.. | 126 | 264,844 | - | 3,198 | x |
| Petroleum bulk plants, terminals..... | 26 | 20,836 | 18 | 280 | x |
| Agents, brokers (merchandise)..... | 125 | 606,945 | 109 | 523 | x |
| Assemblers of farm products..... | 16 | 84,077 | 12 | 114 | x |
| SELECTED SERVICE TRADES, ^{2/} total..... | 1,093 | 23,308 | 1,099 | 3,929 | 3,494 |
| Personal services..... | 682 | 10,909 | 686 | 2,270 | 2,102 |
| Business services..... | 77 | 5,966 | 62 | 996 | 771 |
| Automotive repairs and services..... | 178 | 3,842 | 189 | 403 | 373 |
| Other repair services..... | 156 | 2,591 | 162 | 260 | 248 |
| HOTELS..... | | | | | Data withheld to avoid disclosure |
| AMUSEMENTS..... | 77 | 5,125 | 54 | 861 | x |

x Not available.

^{1/} Includes employees paid for less than the full workweek.

^{2/} See General Description on last page for changes from the 1939 Census of Business in the coverage of Service Trades.

Table 2.—CENSUS OF BUSINESS PRELIMINARY RESULTS FOR 1948 FOR CITIES OF 2,500 INHABITANTS OR MORE

DOUGLAS COUNTY, NEBR.

(Data omitted for trade groups where necessary to avoid disclosure)

| City and trade group ¹ | Number of establishments | 1948 sales and receipts (Thousand dollars) | Active proprietors of unincorporated businesses Nov. 1948 | Paid employees, workweek ended nearest Nov. 15, 1948 | |
|-----------------------------------|--------------------------|---|--|--|-------------------------|
| | | | | Total employees ² | Full workweek employees |
| Omaha: | | | | | |
| Retail trade..... | 2,428 | 306,043 | 2,317 | 17,524 | 14,708 |
| Wholesale trade..... | 784 | 1,474,924 | 474 | 12,566 | x |
| Selected service trades... | 1,058 | 22,722 | 1,060 | 3,897 | 3,464 |
| Hotels..... | 70 | 8,431 | 59 | 1,936 | 1,662 |
| Remainder of county: | | | | | |
| Retail trade..... | 176 | 9,906 | 194 | 313 | 244 |
| Wholesale trade..... | 23 | 32,730 | 13 | 322 | x |
| Selected service trades... | 35 | 586 | 39 | 32 | 30 |

x Not available.

1/ See General Description on this page for changes from the 1939 Census of Business in the coverage of Service Trades.

2/ Includes employees paid for less than the full workweek.

GENERAL DESCRIPTION OF PRELIMINARY RELEASES FOR THE 1948 CENSUS OF BUSINESS

This series of releases, of which one is planned for each county in the United States, presents preliminary results of the 1948 Census of Business. The information is based on reports submitted by business establishments for that Census. The figures shown are preliminary, and are subject to revision in the final Census publications, but the changes are expected to be relatively minor with respect to coverage. The final Census figures will be issued in a series of Business Census bulletins which will show additional detailed kind-of-business information for all places where there are a sufficient number of establishments.

The 1948 Census of Business was taken under the provision of the Act of June 19, 1948, which provides that the Business Census be taken for 1948 and for each fifth year thereafter. Previous Business Censuses were taken for the years 1929, 1933, 1935, and 1939.

Scope of the Census.—The 1948 Census of Business covered all establishments in the following trades, as defined by the Standard Industrial Classification Manual, May 1949 issue, of the Executive Office of the President: all retail trades; all wholesale trades; all service trades in the following four groups—personal services, business services, automobile repairs and services, and miscellaneous repair services; hotels; tourist courts and camps; and amusements, including motion picture theaters. Some important services not covered are radio broadcasting and television, medical and health, legal, educational, nonprofit, accounting, and domestic services.

This coverage is similar to that of the 1939 Business Census. However, "custom trades" and "services incidental to transportation," which are no longer included in the standard classification of the service trades, are not covered by the 1948 Census. In a number of localities, these exclusions as well as

other changes in the standard classification may have a considerable effect in comparing 1948 with 1939 data, particularly with respect to establishment count.

Establishment definition.—For Census purposes, a business establishment is defined to include only enterprise conducted from a recognizable place of business, provided that the annual sales were in excess of \$5,000 for a wholesale trade establishment and \$500 for establishments in other trades. A detailed analysis of coverage will be provided in future Census of Business publications.

"Number of establishments" is the number of separate business locations, rather than the number of business companies or organizations, since the Census figures represent information reported separately for each business location or establishment. The establishment count reflects the number of places in business at the end of 1948 excluding administrative and executive offices of multiunit organizations, and "chain store" warehouses.

Sales and receipts.—"1948 sales and receipts" represents sales of merchandise and receipts from repairs and other services to customers. The figures reflect deductions for returned goods and allowances, but not for trade-in allowances; they exclude sales and excise taxes collected from customers and paid directly to any taxing agency.

Proprietors.—"Active proprietors..." represents owners and partners of unincorporated businesses who devoted the major portion of their time to the business in November 1948.

Employment.—"Number of paid employees..." represents all employees on the pay roll for the pay period ending nearest November 15, 1948. "Full workweek" employees, whether regular or seasonal, are those who in the November 15 pay period were paid for working at least the number of hours typically worked in a week by employees of the reporting establishment.



1948 CENSUS OF BUSINESS

RETAIL, WHOLESALE, SERVICE TRADES

U. S. DEPARTMENT OF COMMERCE
BUREAU OF THE CENSUS

PRELIMINARY

For Release April 5, 1950

Release Series BC-1P- 26-029

DUNDY COUNTY, NEBR.

Retail, wholesale, and service establishments located in Dundy County, Nebraska, showed a substantial expansion in dollar volume of trade from 1939 to 1948 according to preliminary figures from the 1948 Census of Business released today by the Bureau of the Census, U. S. Department of Commerce.

Retail sales in the county during 1948 aggregated \$5.1 million, an increase of 364 percent over the \$1.1 million in 1939, when the preceding Census of Business was taken. Wholesale sales in the county reached a total of \$3.9 million in 1948 as compared with \$0.4 million in 1939. The service trades included in the Census of Business recorded receipts totaling \$93,000 in 1948 compared with \$42,000 in 1939.

Employment in the county also rose over the 9-year period between 1939 and 1948 for the above trades. Establishments in these trades reported a combined total of 286 paid employees for the workweek ended nearest November 15, 1948. This compared with a total of 120 employees reported for the week of November 15, 1939.

These preliminary figures have been derived from a Census report on Dundy County, Nebraska. Final figures, superseding the preliminary data for Dundy County, will be included in a Bulletin for the State of Nebraska to be issued in several months. Similar data will be made available this year in preliminary and final form for each of the counties and States. A single copy of the preliminary release for Dundy County as well as an order blank for other area releases may be obtained by writing to the Bureau of the Census, Washington 25, D. C.

Table 1.—CENSUS OF BUSINESS PRELIMINARY RESULTS FOR 1948, BY TRADE GROUP
DUNDY COUNTY, NEBR.

| Trade group and kind of business | Number of establishments | 1948 sales and receipts (Thousand dollars) | Active proprietors of unincorporated businesses Nov. 1948 | Paid employees, workweek ended nearest Nov. 15, 1948 | |
|---|--------------------------|---|--|--|-------------------------|
| | | | | Total employees ¹ | Full workweek employees |
| RETAIL TRADE, total..... | 79 | 5,061 | 83 | 231 | 166 |
| Food group..... | 12 | 701 | 14 | 19 | 11 |
| Eating and drinking places.... | 11 | 275 | 11 | 53 | 32 |
| Gasoline service stations..... | 9 | 659 | 8 | 19 | 17 |
| All other retail stores..... | 47 | 3,426 | 50 | 140 | 106 |
| WHOLESALE TRADE..... | 15 | 3,874 | 12 | 51 | x |
| SELECTED SERVICE TRADES, ² /total. | 19 | 93 | 20 | 4 | 2 |
| Personal services..... | 10 | 36 | 11 | 1 | 1 |
| All other service trades..... | 9 | 57 | 9 | 3 | 1 |

x Not available.

¹/ Includes employees paid for less than the full workweek.

²/ See General Description on last page for changes from the 1939 Census of Business in the coverage of Service Trades.

GENERAL DESCRIPTION OF PRELIMINARY RELEASES FOR THE 1948 CENSUS OF BUSINESS

This series of releases, of which one is planned for each county in the United States, presents preliminary results of the 1948 Census of Business. The information is based on reports submitted by business establishments for that Census. The figures shown are preliminary, and are subject to revision in the final Census publications, but the changes are expected to be relatively minor with respect to coverage. The final Census figures will be issued in a series of Business Census bulletins which will show additional detailed kind-of-business information for all places where there are a sufficient number of establishments.

The 1948 Census of Business was taken under the provision of the Act of June 19, 1948, which provides that the Business Census be taken for 1948 and for each fifth year thereafter. Previous Business Censuses were taken for the years 1929, 1933, 1935, and 1939.

Scope of the Census.--The 1948 Census of Business covered all establishments in the following trades, as defined by the Standard Industrial Classification Manual, May 1949 issue, of the Executive Office of the President: all retail trades; all wholesale trades; all service trades in the following four groups--personal services, business services, automobile repairs and services, and miscellaneous repair services; hotels; tourist courts and camps; and amusements, including motion picture theaters. Some important services not covered are radio broadcasting and television, medical and health, legal, educational, nonprofit, accounting, and domestic services.

This coverage is similar to that of the 1939 Business Census. However, "custom trades" and "services incidental to transportation," which are no longer included in the standard classification of the service trades, are not covered by the 1948 Census. In a number of localities, these exclusions as well as other changes in the standard classification may have a considerable effect in comparing

1948 with 1939 data, particularly with respect to establishment count.

Establishment definition.--For Census purposes, a business establishment is defined to include only enterprises conducted from a recognizable place of business, provided that the annual sales were in excess of \$5,000 for a wholesale trade establishment and \$500 for establishments in other trades. A detailed analysis of coverage will be provided in future Census of Business publications.

"Number of establishments" is the number of separate business locations, rather than the number of business companies or organizations, since the Census figures represent information reported separately for each business location or establishment. The establishment count reflects the number of places in business at the end of 1948 excluding administrative and executive offices of multiunit organizations, and "chain store" warehouses.

Sales and receipts.--"1948 sales and receipts" represents sales of merchandise and receipts from repairs and other services to customers. The figures reflect deductions for returned goods and allowances, but not for trade-in allowances; they exclude sales and excise taxes collected from customers and paid directly to any taxing agency.

Proprietors.--"Active proprietors..." represents owners and partners of unincorporated businesses who devoted the major portion of their time to the business in November 1948.

Employment.--"Number of paid employees..." represents all employees on the pay roll for the pay period ending nearest November 15, 1948. "Full workweek" employees, whether regular or seasonal, are those who in the November 15 pay period were paid for working at least the number of hours typically worked in a week by employees of the reporting establishment.

1948 CENSUS OF BUSINESS

RETAIL, WHOLESALE, SERVICE TRADES

U. S. DEPARTMENT OF COMMERCE
BUREAU OF THE CENSUS

PRELIMINARY

For Release April 10, 1950

Release Series BC-1P-26-030

FILLMORE COUNTY, NEBR.

Retail, wholesale, and service establishments located in Fillmore County, Nebraska, showed a substantial expansion in dollar volume of trade from 1939 to 1948 according to preliminary figures from the 1948 Census of Business released today by the Bureau of the Census, U. S. Department of Commerce.

Retail sales in the county during 1948 aggregated \$6.1 millions, an increase of 190 percent over the \$2.1 million in 1939, when the preceding Census of Business was taken. Wholesale sales in the county reached a total of \$8.4 million in 1948 as compared with \$1.8 million in 1939. The service trades included in the Census of Business recorded receipts totaling \$260,000 in 1948 compared with \$118,000 in 1939.

Employment in the county also rose over the 9-year period between 1939 and 1948 for the above trades. Establishments in these trades reported a combined total of 382 paid employees for the workweek ended nearest November 15, 1948. This compared with a total of 327 employees reported for the week of November 15, 1939.

These preliminary figures have been derived from a Census report on Fillmore County, Nebraska. Final figures, superseding the preliminary data for Fillmore County, will be included in a Bulletin for the State of Nebraska to be issued in several months. Similar data will be made available this year in preliminary and final form for each of the counties and States. A single copy of the preliminary release for Fillmore County as well as an order blank for other area releases may be obtained by writing to the Bureau of the Census, Washington 25, D. C.

Table 1.—CENSUS OF BUSINESS PRELIMINARY RESULTS FOR 1948, BY TRADE GROUP
FILLMORE COUNTY, NEBR.

| Trade group and kind of business | Number of establishments | 1948 sales and receipts (Thousand dollars) | Active proprietors of unincorporated businesses Nov. 1948 | Paid employees, workweek ended nearest Nov. 15, 1948 | |
|--|--------------------------|---|--|--|-------------------------|
| | | | | Total employees ¹ | Full workweek employees |
| RETAIL TRADE, total..... | 144 | 6,087 | 145 | 255 | 194 |
| Food group..... | 23 | 1,566 | 27 | 46 | 34 |
| Eating and drinking places..... | 30 | 583 | 34 | 49 | 39 |
| Gasoline service stations..... | 22 | 600 | 22 | 16 | 14 |
| All other retail stores..... | 69 | 3,338 | 62 | 144 | 107 |
| WHOLESALE TRADE..... | 28 | 8,362 | 15 | 103 | x |
| SELECTED SERVICE TRADES, ² /total.. | 41 | 260 | 48 | 24 | 13 |
| Personal services..... | 22 | 116 | 27 | 13 | 6 |
| All other service trades..... | 19 | 144 | 21 | 11 | 7 |

x Not available.

¹/ Includes employees paid for less than the full workweek.

²/ See General Description on last page for changes from the 1939 Census of Business in the coverage of Service Trades.

GENERAL DESCRIPTION OF PRELIMINARY RELEASES FOR THE 1948 CENSUS OF BUSINESS

This series of releases, of which one is planned for each county in the United States, presents preliminary results of the 1948 Census of Business. The information is based on reports submitted by business establishments for that Census. The figures shown are preliminary, and are subject to revision in the final Census publications, but the changes are expected to be relatively minor with respect to coverage. The final Census figures will be issued in a series of Business Census bulletins which will show additional detailed kind-of-business information for all places where there are a sufficient number of establishments.

The 1948 Census of Business was taken under the provision of the Act of June 19, 1948, which provides that the Business Census be taken for 1948 and for each fifth year thereafter. Previous Business Censuses were taken for the years 1929, 1933, 1935, and 1939.

Scope of the Census.—The 1948 Census of Business covered all establishments in the following trades, as defined by the Standard Industrial Classification Manual, May 1949 issue, of the Executive Office of the President: all retail trades; all wholesale trades; all service trades in the following four groups—personal services, business services, automobile repairs and services, and miscellaneous repair services; hotels; tourist courts and camps; and amusements, including motion picture theaters. Some important services not covered are radio broadcasting and television, medical and health, legal, educational, nonprofit, accounting, and domestic services.

This coverage is similar to that of the 1939 Business Census. However, "custom trades" and "services incidental to transportation," which are no longer included in the standard classification of the service trades, are not covered by the 1948 Census. In a number of localities, these exclusions as well as other changes in the standard classification may have a considerable effect in comparing

1948 with 1939 data, particularly with respect to establishment count.

Establishment definition.—For Census purposes, a business establishment is defined to include only enterprises conducted from a recognizable place of business, provided that the annual sales were in excess of \$5,000 for a wholesale trade establishment and \$500 for establishments in other trades. A detailed analysis of coverage will be provided in future Census of Business publications.

"Number of establishments" is the number of separate business locations, rather than the number of business companies or organizations, since the Census figures represent information reported separately for each business location or establishment. The establishment count reflects the number of places in business at the end of 1948 excluding administrative and executive offices of multiunit organizations, and "chain store" warehouses.

Sales and receipts.—"1948 sales and receipts" represents sales of merchandise and receipts from repairs and other services to customers. The figures reflect deductions for returned goods and allowances, but not for trade-in allowances; they exclude sales and excise taxes collected from customers and paid directly to any taxing agency.

Proprietors.—"Active proprietors..." represents owners and partners of unincorporated businesses who devoted the major portion of their time to the business in November 1948.

Employment.—"Number of paid employees..." represents all employees on the pay roll for the pay period ending nearest November 15, 1948. "Full workweek" employees, whether regular or seasonal, are those who in the November 15 pay period were paid for working at least the number of hours typically worked in a week by employees of the reporting establishment.

1948 CENSUS OF BUSINESS

RETAIL, WHOLESALE, SERVICE TRADES

U. S. DEPARTMENT OF COMMERCE
BUREAU OF THE CENSUS

PRELIMINARY

For Release April 13, 1950

Release Series BC-1P-26-031

FRANKLIN COUNTY, NEBR.

Retail, wholesale, and service establishments located in Franklin County, Nebraska, showed a substantial expansion in dollar volume of trade from 1939 to 1948 according to preliminary figures from the 1948 Census of Business released today by the Bureau of the Census, U. S. Department of Commerce.

Retail sales in the county during 1948 aggregated \$6.0 million, an increase of 329 percent over the \$1.4 million in 1939, when the preceding Census of Business was taken. Wholesale sales in the county reached a total of \$3.4 million in 1948 as compared with \$0.8 million in 1939. The service trades included in the Census of Business recorded receipts totaling \$202,000 in 1948 compared with \$75,000 in 1939.

Employment in the county also rose over the 9-year period between 1939 and 1948 for the above trades. Establishments in these trades reported a combined total of 225 paid employees for the workweek ended nearest November 15, 1948. This compared with a total of 183 employees reported for the week of November 15, 1939.

These preliminary figures have been derived from a Census report on Franklin County, Nebraska. Final figures, superseding the preliminary data for Franklin County, will be included in a Bulletin for the State of Nebraska to be issued in several months. Similar data will be made available this year in preliminary and final form for each of the counties and States. A single copy of the preliminary release for Franklin County as well as an order blank for other area releases may be obtained by writing to the Bureau of the Census, Washington 25, D. C.

Table 1.—CENSUS OF BUSINESS PRELIMINARY RESULTS FOR 1948, BY TRADE GROUP

FRANKLIN COUNTY, NEBR.

| Trade group and kind of business | Number of establishments | 1948 sales and receipts (Thousand dollars) | Active proprietors of unincorporated businesses Nov. 1948 | Paid employees, workweek ended nearest Nov. 15, 1948 | |
|---|--------------------------|---|--|--|-------------------------|
| | | | | Total employees ¹ | Full workweek employees |
| RETAIL TRADE, total..... | 107 | 6,042 | 105 | 180 | 126 |
| Food group..... | 18 | 1,300 | 17 | 44 | 25 |
| Eating and drinking places..... | 18 | 369 | 20 | 23 | 15 |
| Gasoline service stations..... | 22 | 574 | 20 | 14 | 13 |
| All other retail stores..... | 49 | 3,799 | 48 | 99 | 73 |
| WHOLESALE TRADE..... | 14 | 3,388 | 11 | 30 | x |
| SELECTED SERVICE TRADES, ² /total..... | 32 | 202 | 35 | 15 | 14 |
| Personal services..... | 14 | 44 | 16 | 5 | 4 |
| All other service trades..... | 18 | 158 | 19 | 10 | 10 |

x Not available.

¹/ Includes employees paid for less than the full workweek.

²/ See General Description on last page for changes from the 1939 Census of Business in the coverage of Service Trades.

GENERAL DESCRIPTION OF PRELIMINARY RELEASES FOR THE 1948 CENSUS OF BUSINESS

This series of releases, of which one is planned for each county in the United States, presents preliminary results of the 1948 Census of Business. The information is based on reports submitted by business establishments for that Census. The figures shown are preliminary, and are subject to revision in the final Census publications, but the changes are expected to be relatively minor with respect to coverage. The final Census figures will be issued in a series of Business Census bulletins which will show additional detailed kind-of-business information for all places where there are a sufficient number of establishments.

The 1948 Census of Business was taken under the provision of the Act of June 19, 1948, which provides that the Business Census be taken for 1948 and for each fifth year thereafter. Previous Business Censuses were taken for the years 1929, 1933, 1935, and 1939.

Scope of the Census.—The 1948 Census of Business covered all establishments in the following trades, as defined by the Standard Industrial Classification Manual, May 1949 issue, of the Executive Office of the President: all retail trades; all wholesale trades; all service trades in the following four groups—personal services, business services, automobile repairs and services, and miscellaneous repair services; hotels; tourist courts and camps; and amusements, including motion picture theaters. Some important services not covered are radio broadcasting and television, medical and health, legal, educational, nonprofit, accounting, and domestic services.

This coverage is similar to that of the 1939 Business Census. However, "custom trades" and "services incidental to transportation," which are no longer included in the standard classification of the service trades, are not covered by the 1948 Census. In a number of localities, these exclusions as well as other changes in the standard classification may have a considerable effect in comparing

1948 with 1939 data, particularly with respect to establishment count.

Establishment definition.—For Census purposes, a business establishment is defined to include only enterprises conducted from a recognizable place of business, provided that the annual sales were in excess of \$5,000 for a wholesale trade establishment and \$500 for establishments in other trades. A detailed analysis of coverage will be provided in future Census of Business publications.

"Number of establishments" is the number of separate business locations, rather than the number of business companies or organizations, since the Census figures represent information reported separately for each business location or establishment. The establishment count reflects the number of places in business at the end of 1948 excluding administrative and executive offices of multiunit organizations, and "chain store" warehouses.

Sales and receipts.—"1948 sales and receipts" represents sales of merchandise and receipts from repairs and other services to customers. The figures reflect deductions for returned goods and allowances, but not for trade-in allowances; they exclude sales and excise taxes collected from customers and paid directly to any taxing agency.

Proprietors.—"Active proprietors..." represents owners and partners of unincorporated businesses who devoted the major portion of their time to the business in November 1948.

Employment.—"Number of paid employees..." represents all employees on the pay roll for the pay period ending nearest November 15, 1948. "Full workweek" employees, whether regular or seasonal, are those who in the November 15 pay period were paid for working at least the number of hours typically worked in a week by employees of the reporting establishment.

1948 CENSUS OF BUSINESS

RETAIL, WHOLESALE, SERVICE TRADES

U. S. DEPARTMENT OF COMMERCE
BUREAU OF THE CENSUS

PRELIMINARY

For Release April 10, 1950

Release Series BC-1P-26-032

FRONTIER COUNTY, NEBR.

Retail, wholesale, and service establishments located in Frontier County, Nebraska, showed a substantial expansion in dollar volume of trade from 1939 to 1948 according to preliminary figures from the 1948 Census of Business released today by the Bureau of the Census, U. S. Department of Commerce.

Retail sales in the county during 1948 aggregated \$3.0 million, an increase of 173 percent over the \$1.1 million in 1939, when the preceding Census of Business was taken. Wholesale sales in the county reached a total of \$3.4 million in 1948 as compared with \$0.3 million in 1939. The service trades included in the Census of Business recorded receipts totaling \$106,000 in 1948 compared with \$41,000 in 1939.

Employment in the county also rose over the 9-year period between 1939 and 1948 for the above trades. Establishments in these trades reported a combined total of 152 paid employees for the workweek ended nearest November 15, 1948. This compared with a total of 131 employees reported for the week of November 15, 1939.

These preliminary figures have been derived from a Census report on Frontier County, Nebraska. Final figures, superseding the preliminary data for Frontier County, will be included in a Bulletin for the State of Nebraska to be issued in several months. Similar data will be made available this year in preliminary and final form for each of the counties and States. A single copy of the preliminary release for Frontier County as well as an order blank for other area releases may be obtained by writing to the Bureau of the Census, Washington 25, D. C.

Table 1.—CENSUS OF BUSINESS PRELIMINARY RESULTS FOR 1948, BY TRADE GROUP
FRONTIER COUNTY, NEBR.

| Trade group and kind of business | Number of establishments | 1948 sales and receipts (Thousand dollars) | Active proprietors of unincorporated businesses Nov. 1948 | Paid employees, workweek ended nearest Nov. 15, 1948 | |
|---|--------------------------|---|--|--|-------------------------|
| | | | | Total employees ¹ | Full workweek employees |
| RETAIL TRADE, total..... | 67 | 2,959 | 70 | 117 | 94 |
| Food group..... | 13 | 438 | 14 | 11 | 8 |
| Eating and drinking places..... | 13 | 225 | 13 | 12 | 6 |
| Gasoline service stations..... | 9 | 486 | 9 | 16 | 13 |
| All other retail stores..... | 32 | 1,810 | 34 | 78 | 67 |
| WHOLESALE TRADE..... | 9 | 3,367 | 3 | 28 | x |
| SELECTED SERVICE TRADES, ² /total... | 20 | 106 | 21 | 7 | 7 |
| Personal services..... | 10 | 36 | 10 | - | - |
| All other service trades..... | 10 | 70 | 11 | 7 | 7 |

x Not available.

¹/ Includes employees paid for less than the full workweek.

²/ See General Description on last page for changes from the 1939 Census of Business in the coverage of Service Trades.

GENERAL DESCRIPTION OF PRELIMINARY RELEASES FOR THE 1948 CENSUS OF BUSINESS

This series of releases, of which one is planned for each county in the United States, presents preliminary results of the 1948 Census of Business. The information is based on reports submitted by business establishments for that Census. The figures shown are preliminary, and are subject to revision in the final Census publications, but the changes are expected to be relatively minor with respect to coverage. The final Census figures will be issued in a series of Business Census bulletins which will show additional detailed kind-of-business information for all places where there are a sufficient number of establishments.

The 1948 Census of Business was taken under the provision of the Act of June 19, 1948, which provides that the Business Census be taken for 1948 and for each fifth year thereafter. Previous Business Censuses were taken for the years 1929, 1933, 1935, and 1939.

Scope of the Census.—The 1948 Census of Business covered all establishments in the following trades, as defined by the Standard Industrial Classification Manual, May 1949 issue, of the Executive Office of the President: all retail trades; all wholesale trades; all service trades in the following four groups—personal services, business services, automobile repairs and services, and miscellaneous repair services; hotels; tourist courts and camps; and amusements, including motion picture theaters. Some important services not covered are radio broadcasting and television, medical and health, legal, educational, nonprofit, accounting, and domestic services.

This coverage is similar to that of the 1939 Business Census. However, "custom trades" and "services incidental to transportation," which are no longer included in the standard classification of the service trades, are not covered by the 1948 Census. In a number of localities, these exclusions as well as other changes in the standard classification may have a considerable effect in comparing

1948 with 1939 data, particularly with respect to establishment count.

Establishment definition.—For Census purposes, a business establishment is defined to include only enterprises conducted from a recognizable place of business, provided that the annual sales were in excess of \$5,000 for a wholesale trade establishment and \$500 for establishments in other trades. A detailed analysis of coverage will be provided in future Census of Business publications.

"Number of establishments" is the number of separate business locations, rather than the number of business companies or organizations, since the Census figures represent information reported separately for each business location or establishment. The establishment count reflects the number of places in business at the end of 1948 excluding administrative and executive offices of multiunit organizations, and "chain store" warehouses.

Sales and receipts.—"1948 sales and receipts" represents sales of merchandise and receipts from repairs and other services to customers. The figures reflect deductions for returned goods and allowances, but not for trade-in allowances; they exclude sales and excise taxes collected from customers and paid directly to any taxing agency.

Proprietors.—"Active proprietors..." represents owners and partners of unincorporated businesses who devoted the major portion of their time to the business in November 1948.

Employment.—"Number of paid employees..." represents all employees on the pay roll for the pay period ending nearest November 15, 1948. "Full workweek" employees, whether regular or seasonal, are those who in the November 15 pay period were paid for working at least the number of hours typically worked in a week by employees of the reporting establishment.

1948 CENSUS OF BUSINESS

RETAIL, WHOLESALE, SERVICE TRADES

U. S. DEPARTMENT OF COMMERCE
BUREAU OF THE CENSUS

PRELIMINARY

For Release April 5, 1950

Release Series BC-1P- 26-033

FURNAS COUNTY, NEBR.

Retail, wholesale, and service establishments located in Furnas County, Nebraska, showed a substantial expansion in dollar volume of trade from 1939 to 1948 according to preliminary figures from the 1948 Census of Business released today by the Bureau of the Census, U. S. Department of Commerce.

Retail sales in the county during 1948 aggregated \$9.0 million, an increase of 275 percent over the \$2.4 million in 1939, when the preceding Census of Business was taken. Wholesale sales in the county reached a total of \$5.0 million in 1948 as compared with \$0.6 million in 1939. The service trades included in the Census of Business recorded receipts totaling \$178,000 in 1948 compared with \$113,000 in 1939.

Employment in the county also rose over the 9-year period between 1939 and 1948 for the above trades. Establishments in these trades reported a combined total of 426 paid employees for the workweek ended nearest November 15, 1948. This compared with a total of 298 employees reported for the week of November 15, 1939.

These preliminary figures have been derived from a Census report on Furnas County, Nebraska. Final figures, superseding the preliminary data for Furnas County, will be included in a Bulletin for the State of Nebraska to be issued in several months. Similar data will be made available this year in preliminary and final form for each of the counties and States. A single copy of the preliminary release for Furnas County as well as an order blank for other area releases may be obtained by writing to the Bureau of the Census, Washington 25, D. C.

Table 1.—CENSUS OF BUSINESS PRELIMINARY RESULTS FOR 1948, BY TRADE GROUP

FURNAS COUNTY, NEBR.

| Trade group and kind of business | Number of establishments | 1948 sales and receipts (Thousand dollars) | Active proprietors of unincorporated businesses Nov. 1948 | Paid employees, workweek ended nearest Nov. 15, 1948 | |
|---|--------------------------|---|--|--|-------------------------|
| | | | | Total employees ¹ | Full workweek employees |
| RETAIL TRADE, total..... | 163 | 8,978 | 172 | 372 | 283 |
| Food group..... | 31 | 1,939 | 39 | 52 | 30 |
| Eating and drinking places..... | 23 | 446 | 31 | 54 | 40 |
| Apparel group..... | 6 | 164 | 6 | 7 | 1 |
| Furniture-home furnishings-appliance grp | 6 | 371 | 5 | 29 | 25 |
| Automotive group..... | 14 | 1,321 | 16 | 39 | 38 |
| Gasoline service stations..... | 24 | 1,445 | 21 | 49 | 46 |
| Lumber-building-hardware group..... | 29 | 1,937 | 29 | 57 | 46 |
| Drug and proprietary stores..... | 8 | 283 | 7 | 27 | 13 |
| All other retail stores..... | 22 | 1,072 | 18 | 58 | 44 |
| WHOLESALE TRADE..... | 26 | 5,038 | 13 | 41 | x |
| SELECTED SERVICE TRADES, ² /total..... | 38 | 178 | 44 | 13 | 12 |
| Personal services..... | 21 | 83 | 24 | 6 | 6 |
| All other service trades..... | 17 | 95 | 20 | 7 | 6 |
| HOTELS..... | 7 | 41 | 8 | 15 | 8 |
| AMUSEMENTS..... | 6 | 74 | 7 | 12 | x |

x Not available.

¹/ Includes employees paid for less than the full workweek.

²/ See General Description on last page for changes from the 1939 Census of Business in the coverage of Service Trades.

GENERAL DESCRIPTION OF PRELIMINARY RELEASES FOR THE 1948 CENSUS OF BUSINESS

This series of releases, of which one is planned for each county in the United States, presents preliminary results of the 1948 Census of Business. The information is based on reports submitted by business establishments for that Census. The figures shown are preliminary, and are subject to revision in the final Census publications, but the changes are expected to be relatively minor with respect to coverage. The final Census figures will be issued in a series of Business Census bulletins which will show additional detailed kind-of-business information for all places where there are a sufficient number of establishments.

The 1948 Census of Business was taken under the provision of the Act of June 19, 1948, which provides that the Business Census be taken for 1948 and for each fifth year thereafter. Previous Business Censuses were taken for the years 1929, 1933, 1935, and 1939.

Scope of the Census.—The 1948 Census of Business covered all establishments in the following trades, as defined by the Standard Industrial Classification Manual, May 1949 issue, of the Executive Office of the President: all retail trades; all wholesale trades; all service trades in the following four groups—personal services, business services, automobile repairs and services, and miscellaneous repair services; hotels; tourist courts and camps; and amusements, including motion picture theaters. Some important services not covered are radio broadcasting and television, medical and health, legal, educational, nonprofit, accounting, and domestic services.

This coverage is similar to that of the 1939 Business Census. However, "custom trades" and "services incidental to transportation," which are no longer included in the standard classification of the service trades, are not covered by the 1948 Census. In a number of localities, these exclusions as well as other changes in the standard classification may have a considerable effect in comparing

1948 with 1939 data, particularly with respect to establishment count.

Establishment definition.—For Census purposes, a business establishment is defined to include only enterprises conducted from a recognizable place of business, provided that the annual sales were in excess of \$5,000 for a wholesale trade establishment and \$500 for establishments in other trades. A detailed analysis of coverage will be provided in future Census of Business publications.

"Number of establishments" is the number of separate business locations, rather than the number of business companies or organizations, since the Census figures represent information reported separately for each business location or establishment. The establishment count reflects the number of places in business at the end of 1948 excluding administrative and executive offices of multiunit organizations, and "chain store" warehouses.

Sales and receipts.—"1948 sales and receipts" represents sales of merchandise and receipts from repairs and other services to customers. The figures reflect deductions for returned goods and allowances, but not for trade-in allowances; they exclude sales and excise taxes collected from customers and paid directly to any taxing agency.

Proprietors.—"Active proprietors..." represents owners and partners of unincorporated businesses who devoted the major portion of their time to the business in November 1948.

Employment.—"Number of paid employees..." represents all employees on the pay roll for the pay period ending nearest November 15, 1948. "Full workweek" employees, whether regular or seasonal, are those who in the November 15 pay period were paid for working at least the number of hours typically worked in a week by employees of the reporting establishment.

1948 CENSUS OF BUSINESS

RETAIL, WHOLESALE, SERVICE TRADES

U. S. DEPARTMENT OF COMMERCE
BUREAU OF THE CENSUS

PRELIMINARY

For Release April 6, 1950

Release Series BC-1P-26-034

GAGE COUNTY, NEBR.

Retail, wholesale, and service establishments located in Gage County, Nebraska, showed a substantial expansion in dollar volume of trade from 1939 to 1948 according to preliminary figures from the 1948 Census of Business released today by the Bureau of the Census, U. S. Department of Commerce.

Retail sales in the county during 1948 aggregated \$24.3 million, an increase of 212 percent over the \$7.8 million in 1939, when the preceding Census of Business was taken. Wholesale sales in the county reached a total of \$16.8 million in 1948 as compared with \$4.9 million in 1939. The service trades included in the Census of Business recorded receipts totaling \$766,000 in 1948 compared with \$376,000 in 1939.

Employment in the county also rose over the 9-year period between 1939 and 1948 for the above trades. Establishments in these trades reported a combined total of 1,400 paid employees for the workweek ended nearest November 15, 1948. This compared with a total of 1,170 employees reported for the week of November 15, 1939.

These preliminary figures have been derived from a Census report on Gage County, Nebraska, which also includes data for the city of Beatrice. Final figures, superseding the preliminary data for Gage County, will be included in a Bulletin for the State of Nebraska to be issued in several months. Similar data will be made available this year in preliminary and final form for each of the counties and States. A single copy of the preliminary release for Gage County as well as an order blank for other area releases may be obtained by writing to the Bureau of the Census, Washington 25, D. C.

Table 1.—CENSUS OF BUSINESS PRELIMINARY RESULTS FOR 1948, BY TRADE GROUP
GAGE COUNTY, NEBR.

| Trade group and kind of business | Number of establishments | 1948 sales and receipts (Thousand dollars) | Active proprietors of unincorporated businesses Nov. 1948 | Paid employees, workweek ended nearest Nov. 15, 1948 | |
|---|--------------------------|---|--|--|-------------------------|
| | | | | Total employees ¹ | Full workweek employees |
| RETAIL TRADE, total..... | 342 | 24,323 | 357 | 1,056 | 878 |
| Food group..... | 60 | 4,952 | 59 | 134 | 110 |
| Eating and drinking places..... | 53 | 1,109 | 69 | 133 | 95 |
| General merchandise grp, general stores. | 13 | 2,195 | 10 | 158 | 113 |
| Apparel group..... | 15 | 971 | 14 | 59 | 52 |
| Furniture-home furnishgs-appliance grp. | 20 | 1,259 | 18 | 65 | 55 |
| Automotive group..... | 25 | 5,100 | 27 | 161 | 154 |
| Gasoline service stations..... | 52 | 2,059 | 54 | 60 | 50 |
| Lumber-building-hardware group..... | 46 | 4,107 | 37 | 160 | 142 |
| Drug and proprietary stores..... | 13 | 900 | 18 | 65 | 57 |
| All other retail stores..... | 45 | 1,671 | 51 | 61 | 50 |
| WHOLESALE TRADE, total..... | 51 | 16,758 | 42 | 261 | x |
| Merchant wholesalers..... | 16 | 4,721 | 21 | 118 | x |
| Assemblers of farm products..... | 23 | 10,387 | 9 | 112 | x |
| Other wholesale..... | 12 | 1,650 | 12 | 31 | x |
| SELECTED SERVICE TRADES, ^{2/} total..... | 114 | 766 | 120 | 83 | 69 |
| Personal services..... | 61 | 430 | 65 | 61 | 48 |
| All other service trades..... | 53 | 336 | 55 | 22 | 21 |
| AMUSEMENTS..... | 9 | 233 | 10 | 46 | x |

x Not available.

1/ Includes employees paid for less than the full workweek.

2/ See General Description on last page for changes from the 1939 Census of Business in the coverage of Service Trades.

Table 2.—CENSUS OF BUSINESS PRELIMINARY RESULTS FOR 1948 FOR CITIES OF 2,500 INHABITANTS OR MORE

GAGE COUNTY, NEBR.

(Data omitted for trade groups where necessary to avoid disclosure)

| City and trade group ¹ | Number of establishments | 1948 sales and receipts (Thousand dollars) | Active proprietors of unincorporated businesses Nov. 1948 | Paid employees, workweek ended nearest Nov. 15, 1948 | |
|-----------------------------------|--------------------------|---|--|--|-------------------------|
| | | | | Total employees ² | Full workweek employees |
| Beatrice: | | | | | |
| Retail trade..... | 200 | 18,461 | 200 | 857 | 735 |
| Wholesale trade..... | 28 | 7,955 | 29 | 168 | x |
| Selected service trades.... | 72 | 588 | 76 | 66 | 56 |
| Remainder of county: | | | | | |
| Retail trade..... | 142 | 5,862 | 157 | 199 | 143 |
| Wholesale trade..... | 23 | 8,803 | 13 | 93 | x |
| Selected service trades.... | 42 | 178 | 44 | 17 | 13 |

x Not available.

1/ See General Description on this page for changes from the 1939 Census of Business in the coverage of Service Trades.

2/ Includes employees paid for less than the full workweek.

GENERAL DESCRIPTION OF PRELIMINARY RELEASES FOR THE 1948 CENSUS OF BUSINESS

This series of releases, of which one is planned for each county in the United States, presents preliminary results of the 1948 Census of Business. The information is based on reports submitted by business establishments for that Census. The figures shown are preliminary, and are subject to revision in the final Census publications, but the changes are expected to be relatively minor with respect to coverage. The final Census figures will be issued in a series of Business Census bulletins which will show additional detailed kind-of-business information for all places where there are a sufficient number of establishments.

The 1948 Census of Business was taken under the provision of the Act of June 19, 1948, which provides that the Business Census be taken for 1948 and for each fifth year thereafter. Previous Business Censuses were taken for the years 1929, 1933, 1935, and 1939.

Scope of the Census.—The 1948 Census of Business covered all establishments in the following trades, as defined by the Standard Industrial Classification Manual, May 1949 issue, of the Executive Office of the President: all retail trades; all wholesale trades; all service trades in the following four groups—personal services, business services, automobile repairs and services, and miscellaneous repair services; hotels; tourist courts and camps; and amusements, including motion picture theaters. Some important services not covered are radio broadcasting and television, medical and health, legal, educational, nonprofit, accounting, and domestic services.

This coverage is similar to that of the 1939 Business Census. However, "custom trades" and "services incidental to transportation," which are no longer included in the standard classification of the service trades, are not covered by the 1948 Census. In a number of localities, these exclusions as well as other changes in the standard classification may have

a considerable effect in comparing 1948 with 1939 data, particularly with respect to establishment count.


Establishment definition.—For Census purposes, a business establishment is defined to include only enterprises conducted from a recognizable place of business, provided that the annual sales were in excess of \$5,000 for a wholesale trade establishment and \$500 for establishments in other trades. A detailed analysis of coverage will be provided in future Census of Business publications.

"Number of establishments" is the number of separate business locations, rather than the number of business companies or organizations, since the Census figures represent information reported separately for each business location or establishment. The establishment count reflects the number of places in business at the end of 1948 excluding administrative and executive offices of multiunit organizations, and "chain store" warehouses.

Sales and receipts.—"1948 sales and receipts" represents sales of merchandise and receipts from repairs and other services to customers. The figures reflect deductions for returned goods and allowances, but not for trade-in allowances; they exclude sales and excise taxes collected from customers and paid directly to any taxing agency.

Proprietors.—"Active proprietors..." represents owners and partners of unincorporated businesses who devoted the major portion of their time to the business in November 1948.

Employment.—"Number of paid employees..." represents all employees on the pay roll for the pay period ending nearest November 15, 1948. "Full workweek" employees, whether regular or seasonal, are those who in the November 15 pay period were paid for working at least the number of hours typically worked in a week by employees of the reporting establishment.



1948 CENSUS OF BUSINESS

RETAIL, WHOLESALE, SERVICE TRADES

U. S. DEPARTMENT OF COMMERCE
BUREAU OF THE CENSUS

PRELIMINARY

For Release April 20, 1950

Release Series BC-1P-26-035

GARDEN COUNTY, NEBR.

Retail, wholesale, and service establishments located in Garden County, Nebraska, showed a substantial expansion in dollar volume of trade from 1939 to 1948 according to preliminary figures from the 1948 Census of Business released today by the Bureau of the Census, U. S. Department of Commerce.

Retail sales in the county during 1948 aggregated \$3.0 million, an increase of 275 percent over the \$0.8 million in 1939, when the preceding Census of Business was taken. Wholesale sales in the county reached a total of \$2.1 million in 1948 as compared with \$0.4 million in 1939. The service trades included in the Census of Business recorded receipts totaling \$84,000 in 1948 compared with \$29,000 in 1939.

Employment in the county also rose over the 9-year period between 1939 and 1948 for the above trades. Establishments in these trades reported a combined total of 140 paid employees for the workweek ended nearest November 15, 1948. This compared with a total of 104 employees reported for the week of November 15, 1939.

These preliminary figures have been derived from a Census report on Garden County, Nebraska. Final figures, superseding the preliminary data for Garden County, will be included in a Bulletin for the State of Nebraska to be issued in several months. Similar data will be made available this year in preliminary and final form for each of the counties and States. A single copy of the preliminary release for Garden County as well as an order blank for other area releases may be obtained by writing to the Bureau of the Census, Washington 25, D. C.

Table 1.—CENSUS OF BUSINESS PRELIMINARY RESULTS FOR 1948, BY TRADE GROUP
GARDEN COUNTY, NEBR.

| Trade group and kind of business | Number of establishments | 1948 sales and receipts (Thousand dollars) | Active proprietors of unincorporated businesses Nov. 1948 | Paid employees, workweek ended nearest Nov. 15, 1948 | |
|---|--------------------------|---|--|--|-------------------------|
| | | | | Total employees ¹ | Full workweek employees |
| RETAIL TRADE, total..... | 73 | 2,962 | 70 | 115 | 75 |
| Food group..... | 15 | 771 | 16 | 29 | 19 |
| Eating and drinking places..... | 11 | 176 | 10 | 24 | 13 |
| Gasoline service stations..... | 13 | 469 | 15 | 9 | 6 |
| All other retail stores..... | 34 | 1,546 | 29 | 53 | 37 |
| WHOLESALE TRADE..... | 9 | 2,134 | 10 | 22 | x |
| SELECTED SERVICE TRADES ^{2/} | 16 | 84 | 18 | 3 | x |

x Not available.

^{1/} Includes employees paid for less than the full workweek.

^{2/} See General Description on last page for changes from the 1939 Census of Business in the coverage of Service Trades.

GENERAL DESCRIPTION OF PRELIMINARY RELEASES FOR THE 1948 CENSUS OF BUSINESS

This series of releases, of which one is planned for each county in the United States, presents preliminary results of the 1948 Census of Business. The information is based on reports submitted by business establishments for that Census. The figures shown are preliminary, and are subject to revision in the final Census publications, but the changes are expected to be relatively minor with respect to coverage. The final Census figures will be issued in a series of Business Census bulletins which will show additional detailed kind-of-business information for all places where there are a sufficient number of establishments.

The 1948 Census of Business was taken under the provision of the Act of June 19, 1948, which provides that the Business Census be taken for 1948 and for each fifth year thereafter. Previous Business Censuses were taken for the years 1929, 1933, 1935, and 1939.

Scope of the Census.—The 1948 Census of Business covered all establishments in the following trades, as defined by the Standard Industrial Classification Manual, May 1949 issue, of the Executive Office of the President: all retail trades; all wholesale trades; all service trades in the following four groups—personal services, business services, automobile repairs and services, and miscellaneous repair services; hotels; tourist courts and camps; and amusements, including motion picture theaters. Some important services not covered are radio broadcasting and television, medical and health, legal, educational, nonprofit, accounting, and domestic services.

This coverage is similar to that of the 1939 Business Census. However, "custom trades" and "services incidental to transportation," which are no longer included in the standard classification of the service trades, are not covered by the 1948 Census. In a number of localities, these exclusions as well as other changes in the standard classification may have a considerable effect in comparing

1948 with 1939 data, particularly with respect to establishment count.

Establishment definition.—For Census purposes, a business establishment is defined to include only enterprises conducted from a recognizable place of business, provided that the annual sales were in excess of \$5,000 for a wholesale trade establishment and \$500 for establishments in other trades. A detailed analysis of coverage will be provided in future Census of Business publications.

"Number of establishments" is the number of separate business locations, rather than the number of business companies or organizations, since the Census figures represent information reported separately for each business location or establishment. The establishment count reflects the number of places in business at the end of 1948 excluding administrative and executive offices of multiunit organizations, and "chain store" warehouses.

Sales and receipts.—"1948 sales and receipts" represents sales of merchandise and receipts from repairs and other services to customers. The figures reflect deductions for returned goods and allowances, but not for trade-in allowances; they exclude sales and excise taxes collected from customers and paid directly to any taxing agency.

Proprietors.—"Active proprietors..." represents owners and partners of unincorporated businesses who devoted the major portion of their time to the business in November 1948.

Employment.—"Number of paid employees..." represents all employees on the pay roll for the pay period ending nearest November 15, 1948. "Full workweek" employees, whether regular or seasonal, are those who in the November 15 pay period were paid for working at least the number of hours typically worked in a week by employees of the reporting establishment.

1948 CENSUS OF BUSINESS

RETAIL, WHOLESALE, SERVICE TRADES

U. S. DEPARTMENT OF COMMERCE
BUREAU OF THE CENSUS

PRELIMINARY

For Release April 3, 1950

Release Series BC-1P-26-036

GARFIELD COUNTY, NEBR.

Retail establishments located in Garfield County, Nebraska, showed a substantial expansion in dollar volume of trade from 1939 to 1948 according to preliminary figures from the 1948 Census of Business released today by the Bureau of the Census, U. S. Department of Commerce.

Retail sales in the county during 1948 aggregated \$2.7 million, an increase of 238 percent over the \$0.8 million in 1939, when the preceding Census of Business was taken.

Employment in the county also rose over the 9-year period between 1939 and 1948 for the above trade. Retail establishments reported a total of 117 paid employees for the workweek ended nearest November 15, 1948. This compared with a total of 66 employees reported for the week of November 15, 1939.

These preliminary figures have been derived from a Census report on Garfield County, Nebraska. Final figures, superseding the preliminary data for Garfield County, will be included in a Bulletin for the State of Nebraska to be issued in several months. Similar data will be made available this year in preliminary and final form for each of the counties and States. A single copy of the preliminary release for Garfield County as well as an order blank for other area releases may be obtained by writing to the Bureau of the Census, Washington 25, D. C.

Table 1.—CENSUS OF BUSINESS PRELIMINARY RESULTS FOR 1948, BY TRADE GROUP

GARFIELD COUNTY, NEBR.

| Trade group and kind of business | Number of establishments | 1948 sales and receipts (Thousand dollars) | Active proprietors of unincorporated businesses Nov. 1948 | Paid employees, workweek ended nearest Nov. 15, 1948 | |
|----------------------------------|--------------------------|---|--|--|-------------------------|
| | | | | Total employees ¹ | Full workweek employees |
| RETAIL TRADE, total,..... | 48 | 2,747 | 56 | 117 | 92 |
| Eating and drinking places..... | 7 | 107 | 9 | 21 | 16 |
| Gasoline service stations..... | 7 | 523 | 7 | 15 | 15 |
| All other retail stores..... | 34 | 2,117 | 40 | 81 | 61 |

¹/ Includes employees paid for less than the full workweek.

GENERAL DESCRIPTION OF PRELIMINARY RELEASES FOR THE 1948 CENSUS OF BUSINESS

This series of releases, of which one is planned for each county in the United States, presents preliminary results of the 1948 Census of Business. The information is based on reports submitted by business establishments for that Census. The figures shown are preliminary, and are subject to revision in the final Census publications, but the changes are expected to be relatively minor with respect to coverage. The final Census figures will be issued in a series of Business Census bulletins which will show additional detailed kind-of-business information for all places where there are a sufficient number of establishments.

The 1948 Census of Business was taken under the provision of the Act of June 19, 1948, which provides that the Business Census be taken for 1948 and for each fifth year thereafter. Previous Business Censuses were taken for the years 1929, 1933, 1935, and 1939.

Scope of the Census.—The 1948 Census of Business covered all establishments in the following trades, as defined by the Standard Industrial Classification Manual, May 1949 issue, of the Executive Office of the President: all retail trades; all wholesale trades; all service trades in the following four groups—personal services, business services, automobile repairs and services, and miscellaneous repair services; hotels; tourist courts and camps; and amusements, including motion picture theaters. Some important services not covered are radio broadcasting and television, medical and health, legal, educational, nonprofit, accounting, and domestic services.

This coverage is similar to that of the 1939 Business Census. However, "custom trades" and "services incidental to transportation," which are no longer included in the standard classification of the service trades, are not covered by the 1948 Census. In a number of localities, these exclusions as well as other changes in the standard classification may have a considerable effect in comparing

1948 with 1939 data, particularly with respect to establishment count.

Establishment definition.—For Census purposes, a business establishment is defined to include only enterprises conducted from a recognizable place of business, provided that the annual sales were in excess of \$5,000 for a wholesale trade establishment and \$500 for establishments in other trades. A detailed analysis of coverage will be provided in future Census of Business publications.

"Number of establishments" is the number of separate business locations, rather than the number of business companies or organizations, since the Census figures represent information reported separately for each business location or establishment. The establishment count reflects the number of places in business at the end of 1948 excluding administrative and executive offices of multiunit organizations, and "chain store" warehouses.

Sales and receipts.—"1948 sales and receipts" represents sales of merchandise and receipts from repairs and other services to customers. The figures reflect deductions for returned goods and allowances, but not for trade-in allowances; they exclude sales and excise taxes collected from customers and paid directly to any taxing agency.

Proprietors.—"Active proprietors..." represents owners and partners of unincorporated businesses who devoted the major portion of their time to the business in November 1948.

Employment.—"Number of paid employees..." represents all employees on the pay roll for the pay period ending nearest November 15, 1948. "Full workweek" employees, whether regular or seasonal, are those who in the November 15 pay period were paid for working at least the number of hours typically worked in a week by employees of the reporting establishment.

1948 CENSUS OF BUSINESS

RETAIL, WHOLESALE, SERVICE TRADES

U. S. DEPARTMENT OF COMMERCE
BUREAU OF THE CENSUS

PRELIMINARY

For Release April 3, 1950

Release Series BC-1P-26-037

GOSPER COUNTY, NEBR.

Retail establishments located in Gosper County, Nebraska, showed a substantial expansion in dollar volume of trade from 1939 to 1948 according to preliminary figures from the 1948 Census of Business released today by the Bureau of the Census, U. S. Department of Commerce.

Retail sales in the county during 1948 aggregated \$1.7 million, an increase of 240 percent over the \$0.5 million in 1939, when the preceding Census of Business was taken.

Employment in the county also rose over the 9-year period between 1939 and 1948 for the above trade. Retail establishments reported a total of 41 paid employees for the workweek ended nearest November 15, 1948. This compared with a total of 23 employees reported for the week of November 15, 1939.

These preliminary figures have been derived from a Census report on Gosper County, Nebraska. Final figures, superseding the preliminary data for Gosper County, will be included in a Bulletin for the State of Nebraska to be issued in several months. Similar data will be made available this year in preliminary and final form for each of the counties and States. A single copy of the preliminary release for Gosper County as well as an order blank for other area releases may be obtained by writing to the Bureau of the Census, Washington 25, D. C.

Table 1.—CENSUS OF BUSINESS PRELIMINARY RESULTS FOR 1948, BY TRADE GROUP
GOSPER COUNTY, NEBR.

| Trade group and kind of business | Number of establishments | 1948 sales and receipts (Thousand dollars) | Active proprietors of unincorporated businesses Nov. 1948 | Paid employees, workweek ended nearest Nov. 15, 1948 | |
|----------------------------------|--------------------------|---|--|--|-------------------------|
| | | | | Total employees ¹ | Full workweek employees |
| RETAIL TRADE, total..... | 30 | 1,714 | 42 | 41 | 35 |
| Food group..... | 5 | 214 | 6 | 4 | 3 |
| Eating and drinking places..... | 5 | 103 | 6 | 2 | 1 |
| Gasoline service stations..... | 5 | 275 | 8 | 4 | 4 |
| All other retail stores..... | 15 | 1,122 | 22 | 31 | 27 |

¹/ Includes employees paid for less than the full workweek.

GENERAL DESCRIPTION OF PRELIMINARY RELEASES FOR THE 1948 CENSUS OF BUSINESS

This series of releases, of which one is planned for each county in the United States, presents preliminary results of the 1948 Census of Business. The information is based on reports submitted by business establishments for that Census. The figures shown are preliminary, and are subject to revision in the final Census publications, but the changes are expected to be relatively minor with respect to coverage. The final Census figures will be issued in a series of Business Census bulletins which will show additional detailed kind-of-business information for all places where there are a sufficient number of establishments.

The 1948 Census of Business was taken under the provision of the Act of June 19, 1948, which provides that the Business Census be taken for 1948 and for each fifth year thereafter. Previous Business Censuses were taken for the years 1929, 1933, 1935, and 1939.

Scope of the Census.—The 1948 Census of Business covered all establishments in the following trades, as defined by the Standard Industrial Classification Manual, May 1949 issue, of the Executive Office of the President: all retail trades; all wholesale trades; all service trades in the following four groups—personal services, business services, automobile repairs and services, and miscellaneous repair services; hotels; tourist courts and camps; and amusements, including motion picture theaters. Some important services not covered are radio broadcasting and television, medical and health, legal, educational, nonprofit, accounting, and domestic services.

This coverage is similar to that of the 1939 Business Census. However, "custom trades" and "services incidental to transportation," which are no longer included in the standard classification of the service trades, are not covered by the 1948 Census. In a number of localities, these exclusions as well as other changes in the standard classification may have a considerable effect in comparing

1948 with 1939 data, particularly with respect to establishment count.

Establishment definition.—For Census purposes, a business establishment is defined to include only enterprises conducted from a recognizable place of business, provided that the annual sales were in excess of \$5,000 for a wholesale trade establishment and \$500 for establishments in other trades. A detailed analysis of coverage will be provided in future Census of Business publications.

"Number of establishments" is the number of separate business locations, rather than the number of business companies or organizations, since the Census figures represent information reported separately for each business location or establishment. The establishment count reflects the number of places in business at the end of 1948 excluding administrative and executive offices of multiunit organizations, and "chain store" warehouses.

Sales and receipts.—"1948 sales and receipts" represents sales of merchandise and receipts from repairs and other services to customers. The figures reflect deductions for returned goods and allowances, but not for trade-in allowances; they exclude sales and excise taxes collected from customers and paid directly to any taxing agency.

Proprietors.—"Active proprietors..." represents owners and partners of unincorporated businesses who devoted the major portion of their time to the business in November 1948.

Employment.—"Number of paid employees..." represents all employees on the pay roll for the pay period ending nearest November 15, 1948. "Full workweek" employees, whether regular or seasonal, are those who in the November 15 pay period were paid for working at least the number of hours typically worked in a week by employees of the reporting establishment.

1948 CENSUS OF BUSINESS

RETAIL, WHOLESALE, SERVICE TRADES

U. S. DEPARTMENT OF COMMERCE
BUREAU OF THE CENSUS

PRELIMINARY

For Release April 3, 1950

Release Series BC-1P-26-038

GRANT COUNTY, NEBR.

Retail establishments located in Grant County, Nebraska, showed an expansion in dollar volume of trade from 1939 to 1948 according to preliminary figures from the 1948 Census of Business released today by the Bureau of the Census, U. S. Department of Commerce.

Retail sales in the county during 1948 aggregated \$986,000, an increase of 74 percent over the \$568,000 in 1939, when the preceding Census of Business was taken.

Employment in the county also rose over the 9-year period between 1939 and 1948 for the above trade. Retail establishments reported a total of 35 paid employees for the workweek ended nearest November 15, 1948. This compared with a total of 32 employees reported for the week of November 15, 1939.

These preliminary figures have been derived from a Census report on Grant County, Nebraska. Final figures, superseding the preliminary data for Grant County, will be included in a Bulletin for the State of Nebraska to be issued in several months. Similar data will be made available this year in preliminary and final form for each of the counties and States. A single copy of the preliminary release for Grant County as well as an order blank for other area releases may be obtained by writing to the Bureau of the Census, Washington 25, D. C.

Table 1.—CENSUS OF BUSINESS PRELIMINARY RESULTS FOR 1948, BY TRADE GROUP
GRANT COUNTY, NEBR.

| Trade group and kind of business | Number of establishments | 1948 sales and receipts (Thousand dollars) | Active proprietors of unincorporated businesses Nov. 1948 | Paid employees, workweek ended nearest Nov. 15, 1948 | |
|----------------------------------|--------------------------|---|--|--|-------------------------|
| | | | | Total employees ¹ | Full workweek employees |
| RETAIL TRADE, total..... | 23 | 986 | 23 | 35 | 28 |
| Food group..... | 7 | 261 | 8 | 8 | 6 |
| All other retail stores..... | 16 | 725 | 15 | 27 | 22 |

¹/ Includes employees paid for less than the full workweek.

GENERAL DESCRIPTION OF PRELIMINARY RELEASES FOR THE
1948 CENSUS OF BUSINESS

This series of releases, of which one is planned for each county in the United States, presents preliminary results of the 1948 Census of Business. The information is based on reports submitted by business establishments for that Census. The figures shown are preliminary, and are subject to revision in the final Census publications, but the changes are expected to be relatively minor with respect to coverage. The final Census figures will be issued in a series of Business Census bulletins which will show additional detailed kind-of-business information for all places where there are a sufficient number of establishments.

The 1948 Census of Business was taken under the provision of the Act of June 19, 1948, which provides that the Business Census be taken for 1948 and for each fifth year thereafter. Previous Business Censuses were taken for the years 1929, 1933, 1935, and 1939.

Scope of the Census.—The 1948 Census of Business covered all establishments in the following trades, as defined by the Standard Industrial Classification Manual, May 1949 issue, of the Executive Office of the President: all retail trades; all wholesale trades; all service trades in the following four groups—personal services, business services, automobile repairs and services, and miscellaneous repair services; hotels; tourist courts and camps; and amusements, including motion picture theaters. Some important services not covered are radio broadcasting and television, medical and health, legal, educational, nonprofit, accounting, and domestic services.

This coverage is similar to that of the 1939 Business Census. However, "custom trades" and "services incidental to transportation," which are no longer included in the standard classification of the service trades, are not covered by the 1948 Census. In a number of localities, these exclusions as well as other changes in the standard classification may have a considerable effect in comparing

1948 with 1939 data, particularly with respect to establishment count.

Establishment definition.—For Census purposes, a business establishment is defined to include only enterprises conducted from a recognizable place of business, provided that the annual sales were in excess of \$5,000 for a wholesale trade establishment and \$500 for establishments in other trades. A detailed analysis of coverage will be provided in future Census of Business publications.

"Number of establishments" is the number of separate business locations, rather than the number of business companies or organizations, since the Census figures represent information reported separately for each business location or establishment. The establishment count reflects the number of places in business at the end of 1948 excluding administrative and executive offices of multiunit organizations, and "chain store" warehouses.

Sales and receipts.—"1948 sales and receipts" represents sales of merchandise and receipts from repairs and other services to customers. The figures reflect deductions for returned goods and allowances, but not for trade-in allowances; they exclude sales and excise taxes collected from customers and paid directly to any taxing agency.

Proprietors.—"Active proprietors..." represents owners and partners of unincorporated businesses who devoted the major portion of their time to the business in November 1948.

Employment.—"Number of paid employees..." represents all employees on the pay roll for the pay period ending nearest November 15, 1948. "Full workweek" employees, whether regular or seasonal, are those who in the November 15 pay period were paid for working at least the number of hours typically worked in a week by employees of the reporting establishment.

1948 CENSUS OF BUSINESS

RETAIL, WHOLESALE, SERVICE TRADES

U. S. DEPARTMENT OF COMMERCE
BUREAU OF THE CENSUS

PRELIMINARY

For Release April 3, 1950

Release Series BC-1P-26-039

GREELEY COUNTY, NEBR.

Retail, wholesale, and service establishments located in Greeley County, Nebraska, showed a substantial expansion in dollar volume of trade from 1939 to 1948 according to preliminary figures from the 1948 Census of Business released today by the Bureau of the Census, U. S. Department of Commerce.

Retail sales in the county during 1948 aggregated \$4.2 million, an increase of 282 percent over the \$1.1 million in 1939, when the preceding Census of Business was taken. Wholesale sales in the county reached a total of \$4.4 million in 1948 as compared with \$0.1 million in 1939. The service trades included in the Census of Business recorded receipts totaling \$125,000 in 1948 compared with \$41,000 in 1939.

Employment in the county also rose over the 9-year period between 1939 and 1948 for the above trades. Establishments in these trades reported a combined total of 178 paid employees for the workweek ended nearest November 15, 1948. This compared with a total of 117 employees reported for the week of November 15, 1939.

These preliminary figures have been derived from a Census report on Greeley County, Nebraska. Final figures, superseding the preliminary data for Greeley County, will be included in a Bulletin for the State of Nebraska to be issued in several months. Similar data will be made available this year in preliminary and final form for each of the counties and States. A single copy of the preliminary release for Greeley County as well as an order blank for other area releases may be obtained by writing to the Bureau of the Census, Washington 25, D. C.

Table 1.—CENSUS OF BUSINESS PRELIMINARY RESULTS FOR 1948, BY TRADE GROUP
GREELEY COUNTY, NEBR.

| Trade group and kind of business | Number of establishments | 1948 sales and receipts (Thousand dollars) | Active proprietors of unincorporated businesses Nov. 1948 | Paid employees, workweek ended nearest Nov. 15, 1948 | |
|---|--------------------------|---|--|--|-------------------------|
| | | | | Total employees ¹ | Full workweek employees |
| RETAIL TRADE, total..... | 90 | 4,243 | 91 | 135 | 109 |
| Food group..... | 11 | 764 | 10 | 25 | 16 |
| Eating and drinking places.... | 17 | 300 | 17 | 25 | 21 |
| Gasoline service stations..... | 12 | 419 | 12 | 11 | 8 |
| All other retail stores..... | 50 | 2,760 | 52 | 74 | 64 |
| WHOLESALE TRADE..... | 18 | 4,428 | 15 | 36 | x |
| SELECTED SERVICE TRADES, ^{2/} total. | 24 | 125 | 26 | 7 | 6 |
| Personal services..... | 16 | 65 | 17 | 1 | - |
| All other service trades..... | 8 | 60 | 9 | 6 | 6 |

x Not available.

^{1/} Includes employees paid for less than the full workweek.

^{2/} See General Description on last page for changes from the 1939 Census of Business in the coverage of Service Trades.

GENERAL DESCRIPTION OF PRELIMINARY RELEASES FOR THE 1948 CENSUS OF BUSINESS

This series of releases, of which one is planned for each county in the United States, presents preliminary results of the 1948 Census of Business. The information is based on reports submitted by business establishments for that Census. The figures shown are preliminary, and are subject to revision in the final Census publications, but the changes are expected to be relatively minor with respect to coverage. The final Census figures will be issued in a series of Business Census bulletins which will show additional detailed kind-of-business information for all places where there are a sufficient number of establishments.

The 1948 Census of Business was taken under the provision of the Act of June 19, 1948, which provides that the Business Census be taken for 1948 and for each fifth year thereafter. Previous Business Censuses were taken for the years 1929, 1933, 1935, and 1939.

Scope of the Census.—The 1948 Census of Business covered all establishments in the following trades, as defined by the Standard Industrial Classification Manual, May 1949 issue, of the Executive Office of the President: all retail trades; all wholesale trades; all service trades in the following four groups—personal services, business services, automobile repairs and services, and miscellaneous repair services; hotels; tourist courts and camps; and amusements, including motion picture theaters. Some important services not covered are radio broadcasting and television, medical and health, legal, educational, nonprofit, accounting, and domestic services.

This coverage is similar to that of the 1939 Business Census. However, "custom trades" and "services incidental to transportation," which are no longer included in the standard classification of the service trades, are not covered by the 1948 Census. In a number of localities, these exclusions as well as other changes in the standard classification may have a considerable effect in comparing

1948 with 1939 data, particularly with respect to establishment count.

Establishment definition.—For Census purposes, a business establishment is defined to include only enterprises conducted from a recognizable place of business, provided that the annual sales were in excess of \$5,000 for a wholesale trade establishment and \$500 for establishments in other trades. A detailed analysis of coverage will be provided in future Census of Business publications.

"Number of establishments" is the number of separate business locations, rather than the number of business companies or organizations, since the Census figures represent information reported separately for each business location or establishment. The establishment count reflects the number of places in business at the end of 1948 excluding administrative and executive offices of multiunit organizations, and "chain store" warehouses.

Sales and receipts.—"1948 sales and receipts" represents sales of merchandise and receipts from repairs and other services to customers. The figures reflect deductions for returned goods and allowances, but not for trade-in allowances; they exclude sales and excise taxes collected from customers and paid directly to any taxing agency.

Proprietors.—"Active proprietors..." represents owners and partners of unincorporated businesses who devoted the major portion of their time to the business in November 1948.

Employment.—"Number of paid employees..." represents all employees on the pay roll for the pay period ending nearest November 15, 1948. "Full workweek" employees, whether regular or seasonal, are those who in the November 15 pay period were paid for working at least the number of hours typically worked in a week by employees of the reporting establishment.

1948 CENSUS OF BUSINESS

RETAIL, WHOLESALE, SERVICE TRADES

U. S. DEPARTMENT OF COMMERCE
BUREAU OF THE CENSUS

PRELIMINARY

For Release April 10, 1950

Release Series BC-1P-26-040

HALL COUNTY, NEBR.

Retail, wholesale, and service establishments located in Hall County, Nebraska, showed a substantial expansion in dollar volume of trade from 1939 to 1948 according to preliminary figures from the 1948 Census of Business released today by the Bureau of the Census, U. S. Department of Commerce.

Retail sales in the county during 1948 aggregated \$36.7 million, an increase of 237 percent over the \$10.9 million in 1939, when the preceding Census of Business was taken. Wholesale sales in the county reached a total of \$67.9 million in 1948 as compared with \$17.3 million in 1939. The service trades included in the Census of Business recorded receipts totaling \$2.0 million in 1948 compared with \$0.6 million in 1939.

Employment in the county also rose over the 9-year period between 1939 and 1948 for the above trades. Establishments in these trades reported a combined total of 3,215 paid employees for the workweek ended nearest November 15, 1948. This compared with a total of 2,294 employees reported for the week of November 15, 1939.

These preliminary figures have been derived from a Census report on Hall County, Nebraska, which also includes data for the city of Grand Island. Final figures, superseding the preliminary data for Hall County, will be included in a Bulletin for the State of Nebraska to be issued in several months. Similar data will be made available this year in preliminary and final form for each of the counties and States. A single copy of the preliminary release for Hall County as well as an order blank for other area releases may be obtained by writing to the Bureau of the Census, Washington 25, D. C.

Table 1.—CENSUS OF BUSINESS PRELIMINARY RESULTS FOR 1948, BY TRADE GROUP

HALL COUNTY, NEBR.

| Trade group and kind of business | Number of establishments | 1948 sales and receipts (Thousand dollars) | Active proprietors of unincorporated businesses Nov. 1948 | Paid employees, workweek ended nearest Nov. 15, 1948 | |
|---|------------------------------------|---|--|--|-------------------------|
| | | | | Total employees ¹ | Full workweek employees |
| RETAIL TRADE, total..... | 412 | 36,704 | 384 | 2,025 | 1,682 |
| Food group..... | 79 | 7,275 | 68 | 280 | 204 |
| Eating and drinking places..... | 99 | 2,693 | 101 | 379 | 302 |
| General merchandise grp, general stores..... | 9 | 4,943 | 3 | 415 | 332 |
| Apparel group..... | 21 | 2,272 | 24 | 111 | 88 |
| Furniture-home furnishgs-appliance grp..... | 22 | 1,713 | 18 | 71 | 65 |
| Automotive group..... | 38 | 7,006 | 36 | 219 | 209 |
| Gasoline service stations..... | 44 | 1,976 | 38 | 105 | 89 |
| Lumber-building-hardware group..... | 35 | 5,271 | 26 | 235 | 217 |
| Drug and proprietary stores..... | 9 | 748 | 10 | 46 | 32 |
| All other retail stores..... | 56 | 2,807 | 60 | 164 | 144 |
| WHOLESALE TRADE, total..... | 92 | 67,891 | 72 | 873 | x |
| Merchant wholesalers..... | 51 | 22,831 | 44 | 585 | x |
| Petroleum bulk plants, terminals..... | 18 | 3,009 | 13 | 34 | x |
| Other types of wholesale..... | 23 | 42,051 | 15 | 254 | x |
| SELECTED SERVICE TRADES, ² /total..... | 146 | 2,049 | 163 | 317 | 270 |
| Personal services..... | 72 | 922 | 83 | 207 | 195 |
| Business services..... | 13 | 288 | 13 | 46 | 27 |
| Automotive repairs and services..... | 36 | 593 | 40 | 45 | 37 |
| Other repair services..... | 25 | 246 | 27 | 19 | 11 |
| TOURIST COURTS AND CAMPS..... | 9 | 88 | 6 | 12 | 9 |
| HOTELS..... | Data withheld to avoid disclosure. | | | | |
| AMUSEMENTS..... | 22 | 779 | 19 | 185 | x |

x Not available.

¹/ Includes employees paid for less than the full workweek.²/ See General Description on last page for changes from the 1939 Census of Business in the coverage of Service Trades.

Table 2.—CENSUS OF BUSINESS PRELIMINARY RESULTS FOR 1948 FOR CITIES OF 2,500 INHABITANTS OR MORE
HALL COUNTY, NEBR.

(Data omitted for trade groups where necessary to avoid disclosure)

| City and trade group ¹ | Number of establishments | 1948 sales and receipts (Thousand dollars) | Active proprietors of unincorporated businesses Nov. 1948 | Paid employees, workweek ended nearest Nov. 15, 1948 | |
|-----------------------------------|--------------------------|---|--|--|-------------------------|
| | | | | Total employees ² | Full workweek employees |
| Grand Island: | | | | | |
| Retail trade..... | 326 | 33,625 | 293 | 1,882 | 1,577 |
| Selected service trades.... | 125 | 1,842 | 140 | 313 | 267 |
| Hotels..... | 11 | 811 | 8 | 176 | 169 |
| Remainder of County: | | | | | |
| Retail trade..... | 86 | 3,079 | 91 | 143 | 105 |
| Selected service trades.... | 21 | 207 | 23 | 4 | 3 |

1/ See General Description on this page for changes from the 1939 Census of Business in the coverage of Service Trades.

2/ Includes employees paid for less than the full workweek.

GENERAL DESCRIPTION OF PRELIMINARY RELEASES FOR THE 1948 CENSUS OF BUSINESS

This series of releases, of which one is planned for each county in the United States, presents preliminary results of the 1948 Census of Business. The information is based on reports submitted by business establishments for that Census. The figures shown are preliminary, and are subject to revision in the final Census publications, but the changes are expected to be relatively minor with respect to coverage. The final Census figures will be issued in a series of Business Census bulletins which will show additional detailed kind-of-business information for all places where there are a sufficient number of establishments.

The 1948 Census of Business was taken under the provision of the Act of June 19, 1948, which provides that the Business Census be taken for 1948 and for each fifth year thereafter. Previous Business Censuses were taken for the years 1929, 1933, 1935, and 1939.

Scope of the Census.—The 1948 Census of Business covered all establishments in the following trades, as defined by the Standard Industrial Classification Manual, May 1949 issue, of the Executive Office of the President: all retail trades; all wholesale trades; all service trades in the following four groups—personal services, business services, automobile repairs and services, and miscellaneous repair services; hotels; tourist courts and camps; and amusements, including motion picture theaters. Some important services not covered are radio broadcasting and television, medical and health, legal, educational, nonprofit, accounting, and domestic services.

This coverage is similar to that of the 1939 Business Census. However, "custom trades" and "services incidental to transportation," which are no longer included in the standard classification of the service trades, are not covered by the 1948 Census. In a number of localities, these exclusions as well as other changes in the standard classification may have

a considerable effect in comparing 1948 with 1939 data, particularly with respect to establishment count.


Establishment definition.—For Census purposes, a business establishment is defined to include only enterprises conducted from a recognizable place of business, provided that the annual sales were in excess of \$5,000 for a wholesale trade establishment and \$500 for establishments in other trades. A detailed analysis of coverage will be provided in future Census of Business publications.

"Number of establishments" is the number of separate business locations, rather than the number of business companies or organizations, since the Census figures represent information reported separately for each business location or establishment. The establishment count reflects the number of places in business at the end of 1948 excluding administrative and executive offices of multiunit organizations, and "chain store" warehouses.

Sales and receipts.—"1948 sales and receipts" represents sales of merchandise and receipts from repairs and other services to customers. The figures reflect deductions for returned goods and allowances, but not for trade-in allowances; they exclude sales and excise taxes collected from customers and paid directly to any taxing agency.

Proprietors.—"Active proprietors..." represents owners and partners of unincorporated businesses who devoted the major portion of their time to the business in November 1948.

Employment.—"Number of paid employees..." represents all employees on the pay roll for the pay period ending nearest November 15, 1948. "Full workweek" employees, whether regular or seasonal, are those who in the November 15 pay period were paid for working at least the number of hours typically worked in a week by employees of the reporting establishment.



1948 CENSUS OF BUSINESS

RETAIL, WHOLESALE, SERVICE TRADES

U. S. DEPARTMENT OF COMMERCE
BUREAU OF THE CENSUS

PRELIMINARY

For Release April 3, 1950

Release Series BC-1P-26-041

HAMILTON COUNTY, NEBR.

Retail, wholesale, and service establishments located in Hamilton County, Nebraska, showed a substantial expansion in dollar volume of trade from 1939 to 1948 according to preliminary figures from the 1948 Census of Business released today by the Bureau of the Census, U. S. Department of Commerce.

Retail sales in the county during 1948 aggregated \$6.2 million, an increase of 265 percent over the \$1.7 million in 1939, when the preceding Census of Business was taken. Wholesale sales in the county reached a total of \$11.4 million in 1948 as compared with \$1.0 million in 1939. The service trades included in the Census of Business recorded receipts totaling \$279,000 in 1948 compared with \$97,000 in 1939.

Employment in the county also rose over the 9-year period between 1939 and 1948 for the above trades. Establishments in these trades reported a combined total of 345 paid employees for the workweek ended nearest November 15, 1948. This compared with a total of 238 employees reported for the week of November 15, 1939.

These preliminary figures have been derived from a Census report on Hamilton County, Nebraska. Final figures, superseding the preliminary data for Hamilton County, will be included in a Bulletin for the State of Nebraska to be issued in several months. Similar data will be made available this year in preliminary and final form for each of the counties and States. A single copy of the preliminary release for Hamilton County as well as an order blank for other area releases may be obtained by writing to the Bureau of the Census, Washington 25, D. C.

Table 1.—CENSUS OF BUSINESS PRELIMINARY RESULTS FOR 1948, BY TRADE GROUP
HAMILTON COUNTY, NEBR.

| Trade group and kind of business | Number of establishments | 1948 sales and receipts (Thousand dollars) | Active proprietors of unincorporated businesses Nov. 1948 | Paid employees, workweek ended nearest Nov. 15, 1948 | |
|---|--------------------------|---|--|--|-------------------------|
| | | | | Total employees ¹ | Full workweek employees |
| RETAIL TRADE, total..... | 117 | 6,164 | 114 | 267 | 216 |
| Food group..... | 24 | 1,369 | 23 | 38 | 29 |
| Eating and drinking places.... | 14 | 316 | 14 | 34 | 21 |
| Gasoline service stations..... | 24 | 971 | 25 | 43 | 33 |
| All other retail stores..... | 55 | 3,508 | 52 | 152 | 133 |
| WHOLESALE TRADE..... | 20 | 11,401 | 11 | 51 | x |
| SELECTED SERVICE TRADES, ^{2/} total. | 45 | 279 | 48 | 27 | 20 |
| Personal services..... | 19 | 107 | 22 | 15 | 12 |
| All other service trades..... | 26 | 172 | 26 | 12 | 8 |

x Not available.

^{1/} Includes employees paid for less than the full workweek.

^{2/} See General Description on last page for changes from the 1939 Census of Business in the coverage of Service Trades.

GENERAL DESCRIPTION OF PRELIMINARY RELEASES FOR THE 1948 CENSUS OF BUSINESS

This series of releases, of which one is planned for each county in the United States, presents preliminary results of the 1948 Census of Business. The information is based on reports submitted by business establishments for that Census. The figures shown are preliminary, and are subject to revision in the final Census publications, but the changes are expected to be relatively minor with respect to coverage. The final Census figures will be issued in a series of Business Census bulletins which will show additional detailed kind-of-business information for all places where there are a sufficient number of establishments.

The 1948 Census of Business was taken under the provision of the Act of June 19, 1948, which provides that the Business Census be taken for 1948 and for each fifth year thereafter. Previous Business Censuses were taken for the years 1929, 1933, 1935, and 1939.

Scope of the Census.—The 1948 Census of Business covered all establishments in the following trades, as defined by the Standard Industrial Classification Manual, May 1949 issue, of the Executive Office of the President: all retail trades; all wholesale trades; all service trades in the following four groups—personal services, business services, automobile repairs and services, and miscellaneous repair services; hotels; tourist courts and camps; and amusements, including motion picture theaters. Some important services not covered are radio broadcasting and television, medical and health, legal, educational, nonprofit, accounting, and domestic services.

This coverage is similar to that of the 1939 Business Census. However, "custom trades" and "services incidental to transportation," which are no longer included in the standard classification of the service trades, are not covered by the 1948 Census. In a number of localities, these exclusions as well as other changes in the standard classification may have a considerable effect in comparing

1948 with 1939 data, particularly with respect to establishment count.

Establishment definition.—For Census purposes, a business establishment is defined to include only enterprises conducted from a recognizable place of business, provided that the annual sales were in excess of \$5,000 for a wholesale trade establishment and \$500 for establishments in other trades. A detailed analysis of coverage will be provided in future Census of Business publications.

"Number of establishments" is the number of separate business locations, rather than the number of business companies or organizations, since the Census figures represent information reported separately for each business location or establishment. The establishment count reflects the number of places in business at the end of 1948 excluding administrative and executive offices of multiunit organizations, and "chain store" warehouses.

Sales and receipts.—"1948 sales and receipts" represents sales of merchandise and receipts from repairs and other services to customers. The figures reflect deductions for returned goods and allowances, but not for trade-in allowances; they exclude sales and excise taxes collected from customers and paid directly to any taxing agency.

Proprietors.—"Active proprietors..." represents owners and partners of unincorporated businesses who devoted the major portion of their time to the business in November 1948.

Employment.—"Number of paid employees..." represents all employees on the pay roll for the pay period ending nearest November 15, 1948. "Full workweek" employees, whether regular or seasonal, are those who in the November 15 pay period were paid for working at least the number of hours typically worked in a week by employees of the reporting establishment.

1948 CENSUS OF BUSINESS

RETAIL, WHOLESALE, SERVICE TRADES

U. S. DEPARTMENT OF COMMERCE
BUREAU OF THE CENSUS

PRELIMINARY

For Release April 10, 1950

Release Series BC-1P-26-042

HARLAN COUNTY, NEBR.

Retail, wholesale, and service establishments located in Harlan County, Nebraska, showed a substantial expansion in dollar volume of trade from 1939 to 1948 according to preliminary figures from the 1948 Census of Business released today by the Bureau of the Census, U. S. Department of Commerce.

Retail sales in the county during 1948 aggregated \$5.3 million, an increase of 342 percent over the \$1.2 million in 1939, when the preceding Census of Business was taken. Wholesale sales in the county reached a total of \$4.3 million in 1948 as compared with \$0.9 million in 1939. The service trades included in the Census of Business recorded receipts totaling \$212,000 in 1948 compared with \$58,000 in 1939.

Employment in the county also rose over the 9-year period between 1939 and 1948 for the above trades. Establishments in these trades reported a combined total of 292 paid employees for the workweek ended nearest November 15, 1948. This compared with a total of 172 employees reported for the week of November 15, 1939.

These preliminary figures have been derived from a Census report on Harlan County, Nebraska. Final figures, superseding the preliminary data for Harlan County, will be included in a Bulletin for the State of Nebraska to be issued in several months. Similar data will be made available this year in preliminary and final form for each of the counties and States. A single copy of the preliminary release for Harlan County as well as an order blank for other area releases may be obtained by writing to the Bureau of the Census, Washington 25, D. C.

Table 1.—CENSUS OF BUSINESS PRELIMINARY RESULTS FOR 1948, BY TRADE GROUP

HARLAN COUNTY, NEBR.

| Trade group and kind of business | Number of establishments | 1948 sales and receipts (Thousand dollars) | Active proprietors of unincorporated businesses Nov. 1948 | Paid employees, workweek ended nearest Nov. 15, 1948 | |
|---|--------------------------|---|--|--|-------------------------|
| | | | | Total employees ¹ | Full workweek employees |
| RETAIL TRADE, total..... | 105 | 5,341 | 117 | 228 | 155 |
| Food group..... | 18 | 1,192 | 22 | 37 | 25 |
| Eating and drinking places.... | 22 | 475 | 26 | 72 | 40 |
| Gasoline service stations..... | 17 | 464 | 21 | 13 | 12 |
| All other retail stores..... | 48 | 3,210 | 48 | 106 | 78 |
| WHOLESALE TRADE..... | 19 | 4,349 | 10 | 45 | x |
| SELECTED SERVICE TRADES, ² /total. | 27 | 212 | 26 | 19 | 17 |
| Personal services..... | 13 | 55 | 13 | 10 | 8 |
| All other service trades..... | 14 | 157 | 13 | 9 | 9 |
| AMUSEMENTS..... | 6 | 68 | 5 | 12 | x |

x Not available.

¹/ Includes employees paid for less than the full workweek.

²/ See General Description on last page for changes from the 1939 Census of Business in the coverage of Service Trades.

GENERAL DESCRIPTION OF PRELIMINARY RELEASES FOR THE 1948 CENSUS OF BUSINESS

This series of releases, of which one is planned for each county in the United States, presents preliminary results of the 1948 Census of Business. The information is based on reports submitted by business establishments for that Census. The figures shown are preliminary, and are subject to revision in the final Census publications, but the changes are expected to be relatively minor with respect to coverage. The final Census figures will be issued in a series of Business Census bulletins which will show additional detailed kind-of-business information for all places where there are a sufficient number of establishments.

The 1948 Census of Business was taken under the provision of the Act of June 19, 1948, which provides that the Business Census be taken for 1948 and for each fifth year thereafter. Previous Business Censuses were taken for the years 1929, 1933, 1935, and 1939.

Scope of the Census.—The 1948 Census of Business covered all establishments in the following trades, as defined by the Standard Industrial Classification Manual, May 1949 issue, of the Executive Office of the President: all retail trades; all wholesale trades; all service trades in the following four groups—personal services, business services, automobile repairs and services, and miscellaneous repair services; hotels; tourist courts and camps; and amusements, including motion picture theaters. Some important services not covered are radio broadcasting and television, medical and health, legal, educational, nonprofit, accounting, and domestic services.

This coverage is similar to that of the 1939 Business Census. However, "custom trades" and "services incidental to transportation," which are no longer included in the standard classification of the service trades, are not covered by the 1948 Census. In a number of localities, these exclusions as well as other changes in the standard classification may have a considerable effect in comparing

1948 with 1939 data, particularly with respect to establishment count.

Establishment definition.—For Census purposes, a business establishment is defined to include only enterprises conducted from a recognizable place of business, provided that the annual sales were in excess of \$5,000 for a wholesale trade establishment and \$500 for establishments in other trades. A detailed analysis of coverage will be provided in future Census of Business publications.

"Number of establishments" is the number of separate business locations, rather than the number of business companies or organizations, since the Census figures represent information reported separately for each business location or establishment. The establishment count reflects the number of places in business at the end of 1948 excluding administrative and executive offices of multiunit organizations, and "chain store" warehouses.

Sales and receipts.—"1948 sales and receipts" represents sales of merchandise and receipts from repairs and other services to customers. The figures reflect deductions for returned goods and allowances, but not for trade-in allowances; they exclude sales and excise taxes collected from customers and paid directly to any taxing agency.

Proprietors.—"Active proprietors..." represents owners and partners of unincorporated businesses who devoted the major portion of their time to the business in November 1948.

Employment.—"Number of paid employees..." represents all employees on the pay roll for the pay period ending nearest November 15, 1948. "Full workweek" employees, whether regular or seasonal, are those who in the November 15 pay period were paid for working at least the number of hours typically worked in a week by employees of the reporting establishment.

1948 CENSUS OF BUSINESS

RETAIL, WHOLESALE, SERVICE TRADES

U. S. DEPARTMENT OF COMMERCE
BUREAU OF THE CENSUS

PRELIMINARY

For Release April 10, 1950

Release Series BC-1P-26-043

HAYES COUNTY, NEBR.

Retail establishments located in Hayes County, Nebraska, showed a substantial expansion in dollar volume of trade from 1939 to 1948 according to preliminary figures from the 1948 Census of Business released today by the Bureau of the Census, U. S. Department of Commerce.

Retail sales in the county during 1948 aggregated \$501,000, an increase of 180 percent over the \$179,000 in 1939 when the preceding Census of Business was taken.

Employment in the county also rose over the 9-year period between 1939 and 1948 for the above trade. Retail establishments reported a total of 20 paid employees for the workweek ended nearest November 15, 1948. This compared with a total of 18 employees reported for the week of November 15, 1939.

These preliminary figures have been derived from a Census report on Hayes County, Nebraska. Final figures, superseding the preliminary data for Hayes County, will be included in a Bulletin for the State of Nebraska to be issued in several months. Similar data will be made available this year in preliminary and final form for each of the counties and States. A single copy of the preliminary release for Hayes County as well as an order blank for other area releases may be obtained by writing to the Bureau of the Census, Washington 25, D. C.

Table 1.—CENSUS OF BUSINESS PRELIMINARY RESULTS FOR 1948, BY TRADE GROUP
HAYES COUNTY, NEBR.

| Trade group and kind of business | Number of establishments | 1948 sales and receipts (Thousand dollars) | Active proprietors of unincorporated businesses Nov. 1948 | Paid employees, workweek ended nearest Nov. 15, 1948 | |
|----------------------------------|--------------------------|---|--|--|-------------------------|
| | | | | Total employees ¹ | Full workweek employees |
| RETAIL TRADE, total..... | 17 | 501 | 18 | 20 | 17 |
| Gasoline service stations..... | 6 | 196 | 5 | 7 | 7 |
| All other retail stores..... | 11 | 305 | 13 | 13 | 10 |

¹/ Includes employees paid for less than the full workweek.

GENERAL DESCRIPTION OF PRELIMINARY RELEASES FOR THE 1948 CENSUS OF BUSINESS

This series of releases, of which one is planned for each county in the United States, presents preliminary results of the 1948 Census of Business. The information is based on reports submitted by business establishments for that Census. The figures shown are preliminary, and are subject to revision in the final Census publications, but the changes are expected to be relatively minor with respect to coverage. The final Census figures will be issued in a series of Business Census bulletins which will show additional detailed kind-of-business information for all places where there are a sufficient number of establishments.

The 1948 Census of Business was taken under the provision of the Act of June 19, 1948, which provides that the Business Census be taken for 1948 and for each fifth year thereafter. Previous Business Censuses were taken for the years 1929, 1933, 1935, and 1939.

Scope of the Census.—The 1948 Census of Business covered all establishments in the following trades, as defined by the Standard Industrial Classification Manual, May 1949 issue, of the Executive Office of the President: all retail trades; all wholesale trades; all service trades in the following four groups—personal services, business services, automobile repairs and services, and miscellaneous repair services; hotels; tourist courts and camps; and amusements, including motion picture theaters. Some important services not covered are radio broadcasting and television, medical and health, legal, educational, nonprofit, accounting, and domestic services.

This coverage is similar to that of the 1939 Business Census. However, "custom trades" and "services incidental to transportation," which are no longer included in the standard classification of the service trades, are not covered by the 1948 Census. In a number of localities, these exclusions as well as other changes in the standard classification may have a considerable effect in comparing

1948 with 1939 data, particularly with respect to establishment count.

Establishment definition.—For Census purposes, a business establishment is defined to include only enterprises conducted from a recognizable place of business, provided that the annual sales were in excess of \$5,000 for a wholesale trade establishment and \$500 for establishments in other trades. A detailed analysis of coverage will be provided in future Census of Business publications.

"Number of establishments" is the number of separate business locations, rather than the number of business companies or organizations, since the Census figures represent information reported separately for each business location or establishment. The establishment count reflects the number of places in business at the end of 1948 excluding administrative and executive offices of multiunit organizations, and "chain store" warehouses.

Sales and receipts.—"1948 sales and receipts" represents sales of merchandise and receipts from repairs and other services to customers. The figures reflect deductions for returned goods and allowances, but not for trade-in allowances; they exclude sales and excise taxes collected from customers and paid directly to any taxing agency.

Proprietors.—"Active proprietors..." represents owners and partners of unincorporated businesses who devoted the major portion of their time to the business in November 1948.

Employment.—"Number of paid employees..." represents all employees on the pay roll for the pay period ending nearest November 15, 1948. "Full workweek" employees, whether regular or seasonal, are those who in the November 15 pay period were paid for working at least the number of hours typically worked in a week by employees of the reporting establishment.

1948 CENSUS OF BUSINESS

RETAIL, WHOLESALE, SERVICE TRADES

U. S. DEPARTMENT OF COMMERCE
BUREAU OF THE CENSUS

PRELIMINARY

For Release April 24, 1950

Release Series BC-1P-26-044

HITCHCOCK COUNTY, NEBR.

Retail, wholesale, and service establishments located in Hitchcock County, Nebraska, showed a substantial expansion in dollar volume of trade from 1939 to 1948 according to preliminary figures from the 1948 Census of Business released today by the Bureau of the Census, U. S. Department of Commerce.

Retail sales in the county during 1948 aggregated \$4.6 million, an increase of 254 percent over the \$1.3 million in 1939, when the preceding Census of Business was taken. Wholesale sales in the county reached a total of \$13.5 million in 1948 as compared with \$1.1 million in 1939. The service trades included in the Census of Business recorded receipts totaling \$104,000 in 1948 compared with \$48,000 in 1939.

Employment in the county also rose over the 9-year period between 1939 and 1948 for the above trades. Establishments in these trades reported a combined total of 232 paid employees for the workweek ended nearest November 15, 1948. This compared with a total of 141 employees reported for the week of November 15, 1939.

These preliminary figures have been derived from a Census report on Hitchcock County, Nebraska. Final figures, superseding the preliminary data for Hitchcock County, will be included in a Bulletin for the State of Nebraska to be issued in several months. Similar data will be made available this year in preliminary and final form for each of the counties and States. A single copy of the preliminary release for Hitchcock County as well as an order blank for other area releases may be obtained by writing to the Bureau of the Census, Washington 25, D. C.

Table 1.—CENSUS OF BUSINESS PRELIMINARY RESULTS FOR 1948, BY TRADE GROUP

HITCHCOCK COUNTY, NEBR.

| Trade group and kind of business | Number of establishments | 1948 sales and receipts (Thousand dollars) | Active proprietors of unincorporated businesses Nov. 1948 | Paid employees, workweek ended nearest Nov. 15, 1948 | |
|---|--------------------------|---|--|--|-------------------------|
| | | | | Total employees ¹ | Full workweek employees |
| RETAIL TRADE, total..... | 78 | 4,556 | 85 | 152 | 132 |
| Food group..... | 11 | 666 | 12 | 20 | 13 |
| Eating and drinking places..... | 10 | 227 | 12 | 10 | 7 |
| Gasoline service stations..... | 11 | 597 | 13 | 16 | 14 |
| All other retail stores..... | 46 | 3,066 | 48 | 106 | 98 |
| WHOLESALE TRADE..... | 22 | 13,507 | 15 | 71 | x |
| SELECTED SERVICE TRADES, ^{2/} total..... | 28 | 104 | 31 | 9 | 7 |
| Personal services..... | 17 | 53 | 20 | 6 | 4 |
| All other service trades..... | 11 | 51 | 11 | 3 | 3 |

x Not available.

^{1/} Includes employees paid for less than the full workweek.

^{2/} See General Description on last page for changes from the 1939 Census of Business in the coverage of Service Trades.

GENERAL DESCRIPTION OF PRELIMINARY RELEASES FOR THE 1948 CENSUS OF BUSINESS

This series of releases, of which one is planned for each county in the United States, presents preliminary results of the 1948 Census of Business. The information is based on reports submitted by business establishments for that Census. The figures shown are preliminary, and are subject to revision in the final Census publications, but the changes are expected to be relatively minor with respect to coverage. The final Census figures will be issued in a series of Business Census bulletins which will show additional detailed kind-of-business information for all places where there are a sufficient number of establishments.

The 1948 Census of Business was taken under the provision of the Act of June 19, 1948, which provides that the Business Census be taken for 1948 and for each fifth year thereafter. Previous Business Censuses were taken for the years 1929, 1933, 1935, and 1939.

Scope of the Census.—The 1948 Census of Business covered all establishments in the following trades, as defined by the Standard Industrial Classification Manual, May 1949 issue, of the Executive Office of the President: all retail trades; all wholesale trades; all service trades in the following four groups—personal services, business services, automobile repairs and services, and miscellaneous repair services; hotels; tourist courts and camps; and amusements, including motion picture theaters. Some important services not covered are radio broadcasting and television, medical and health, legal, educational, nonprofit, accounting, and domestic services.

This coverage is similar to that of the 1939 Business Census. However, "custom trades" and "services incidental to transportation," which are no longer included in the standard classification of the service trades, are not covered by the 1948 Census. In a number of localities, these exclusions as well as other changes in the standard classification may have a considerable effect in comparing

1948 with 1939 data, particularly with respect to establishment count.

Establishment definition.—For Census purposes, a business establishment is defined to include only enterprises conducted from a recognizable place of business, provided that the annual sales were in excess of \$5,000 for a wholesale trade establishment and \$500 for establishments in other trades. A detailed analysis of coverage will be provided in future Census of Business publications.

"Number of establishments" is the number of separate business locations, rather than the number of business companies or organizations, since the Census figures represent information reported separately for each business location or establishment. The establishment count reflects the number of places in business at the end of 1948 excluding administrative and executive offices of multiunit organizations, and "chain store" warehouses.

Sales and receipts.—"1948 sales and receipts" represents sales of merchandise and receipts from repairs and other services to customers. The figures reflect deductions for returned goods and allowances, but not for trade-in allowances; they exclude sales and excise taxes collected from customers and paid directly to any taxing agency.

Proprietors.—"Active proprietors..." represents owners and partners of unincorporated businesses who devoted the major portion of their time to the business in November 1948.

Employment.—"Number of paid employees..." represents all employees on the pay roll for the pay period ending nearest November 15, 1948. "Full workweek" employees, whether regular or seasonal, are those who in the November 15 pay period were paid for working at least the number of hours typically worked in a week by employees of the reporting establishment.

1948 CENSUS OF BUSINESS

RETAIL, WHOLESALE, SERVICE TRADES

U. S. DEPARTMENT OF COMMERCE
BUREAU OF THE CENSUS

PRELIMINARY

For Release May 8, 1950

Release Series BC-1P-26-045

HOLT COUNTY, NEBR.

Retail, wholesale, and service establishments located in Holt County, Nebraska, showed a substantial expansion in dollar volume of trade from 1939 to 1948 according to preliminary figures from the 1948 Census of Business released today by the Bureau of the Census, U. S. Department of Commerce.

Retail sales in the county during 1948 aggregated \$13.2 million, an increase of 277 percent over the \$3.5 million in 1939, when the preceding Census of Business was taken. Wholesale sales in the county reached a total of \$19.4 million in 1948 as compared with \$0.8 million in 1939. The service trades included in the Census of Business recorded receipts totaling \$320,000 in 1948 compared with \$138,000 in 1939.

Employment in the county also rose over the 9-year period between 1939 and 1948 for the above trades. Establishments in these trades reported a combined total of 667 paid employees for the workweek ended nearest November 15, 1948. This compared with a total of 407 employees reported for the week of November 15, 1939.

These preliminary figures have been derived from a Census report on Holt County, Nebraska, which also includes data for the city of O'Neill. Final figures, superseding the preliminary data for Holt County, will be included in a Bulletin for the State of Nebraska to be issued in several months. Similar data will be made available this year in preliminary and final form for each of the counties and States. A single copy of the preliminary release for Holt County as well as an order blank for other area releases may be obtained by writing to the Bureau of the Census, Washington 25, D. C.

Table 1.—CENSUS OF BUSINESS PRELIMINARY RESULTS FOR 1948, BY TRADE GROUP
HOLT COUNTY, NEBR.

| Trade group and kind of business | Number of establishments | 1948 sales and receipts (Thousand dollars) | Active proprietors of unincorporated businesses Nov. 1948 | Paid employees, workweek ended nearest Nov. 15, 1948 | |
|---|--------------------------|---|--|--|-------------------------|
| | | | | Total employees ¹ | Full workweek employees |
| RETAIL TRADE, total..... | 232 | 13,176 | 254 | 498 | 404 |
| Food group..... | 41 | 2,335 | 40 | 71 | 57 |
| Eating and drinking places..... | 43 | 882 | 52 | 84 | 62 |
| General merchandise grp, general stores | 15 | 966 | 12 | 73 | 50 |
| Apparel group..... | 12 | 268 | 14 | 13 | 7 |
| Furniture-home furnishgs-appliance grp | 10 | 394 | 10 | 13 | 10 |
| Automotive group..... | 17 | 2,427 | 20 | 66 | 66 |
| Gasoline service stations..... | 33 | 1,257 | 40 | 32 | 29 |
| Lumber-building-hardware group..... | 34 | 3,391 | 39 | 50 | 77 |
| Drug and proprietary stores..... | 7 | 293 | 7 | 24 | 15 |
| All other retail stores..... | 20 | 965 | 20 | 34 | 31 |
| WHOLESALE TRADE..... | 27 | 19,351 | 21 | 140 | x |
| SELECTED SERVICE TRADES, ² /total..... | 53 | 320 | 55 | 21 | 21 |
| Personal services..... | 30 | 192 | 32 | 13 | 13 |
| All other service trades..... | 23 | 128 | 23 | 8 | 8 |
| AMUSEMENTS..... | 10 | 94 | 10 | 17 | x |

x Not available.

¹/ Includes employees paid for less than the full workweek.

²/ See General Description on last page for changes from the 1939 Census of Business in the coverage of Service Trades.

Table 2.—CENSUS OF BUSINESS PRELIMINARY RESULTS FOR 1948 FOR CITIES OF 2,500 INHABITANTS OR MORE

HOLT COUNTY, NEBR.

(Data omitted for trade groups where necessary to avoid disclosure)

| City and trade group ¹ | Number of establishments | 1948 sales and receipts (Thousand dollars) | Active proprietors of unincorporated businesses Nov. 1948 | Paid employees, workweek ended nearest Nov. 15, 1948 | |
|-----------------------------------|--------------------------|---|--|--|-------------------------|
| | | | | Total employees ² | Full workweek employees |
| O'Neill: | | | | | |
| Retail trade..... | 80 | 5,715 | 80 | 261 | 214 |
| Selected service trades.... | 19 | 189 | 21 | 16 | 16 |
| Remainder of county: | | | | | |
| Retail trade..... | 152 | 7,461 | 174 | 237 | 190 |
| Selected service trades.... | 34 | 131 | 34 | 5 | 5 |

1/ See General Description on this page for changes from the 1939 Census of Business in the coverage of Service Trades.

2/ Includes employees paid for less than the full workweek.

GENERAL DESCRIPTION OF PRELIMINARY RELEASES FOR THE 1948 CENSUS OF BUSINESS

This series of releases, of which one is planned for each county in the United States, presents preliminary results of the 1948 Census of Business. The information is based on reports submitted by business establishments for that Census. The figures shown are preliminary, and are subject to revision in the final Census publications, but the changes are expected to be relatively minor with respect to coverage. The final Census figures will be issued in a series of Business Census bulletins which will show additional detailed kind-of-business information for all places where there are a sufficient number of establishments.

The 1948 Census of Business was taken under the provision of the Act of June 19, 1948, which provides that the Business Censuses be taken for 1948 and for each fifth year thereafter. Previous Business Censuses were taken for the years 1929, 1933, 1935, and 1939.

Scope of the Census.—The 1948 Census of Business covered all establishments in the following trades, as defined by the Standard Industrial Classification Manual, May 1949 issue, of the Executive Office of the President: all retail trades; all wholesale trades; all service trades in the following four groups—personal services, business services, automobile repairs and services, and miscellaneous repair services; hotels; tourist courts and camps; and amusements, including motion picture theaters. Some important services not covered are radio broadcasting and television, medical and health, legal, educational, nonprofit, accounting, and domestic services.

This coverage is similar to that of the 1939 Business Censuses. However, "custom trades" and "services incidental to transportation," which are no longer included in the standard classification of the service trades, are not covered by the 1948 Census. In a number of localities, these exclusions as well as

other changes in the standard classification may have a considerable effect in comparing 1948 with 1939 data, particularly with respect to establishment count.

Establishment definition.—For Census purposes, a business establishment is defined to include only enterprises conducted from a recognizable place of business, provided that the annual sales were in excess of \$5,000 for a wholesale trade establishment and \$500 for establishments in other trades. A detailed analysis of coverage will be provided in future Census of Business publications.

"Number of establishments" is the number of separate business locations, rather than the number of business companies or organizations, since the Census figures represent information reported separately for each business location or establishment. The establishment count reflects the number of places in business at the end of 1948 excluding administrative and executive offices of multiunit organizations, and "chain store" warehouses.

Sales and receipts.—"1948 sales and receipts" represents sales of merchandise and receipts from repairs and other services to customers. The figures reflect deductions for returned goods and allowances, but not for trade-in allowances; they exclude sales and excise taxes collected from customers and paid directly to any taxing agency.

Proprietors.—"Active proprietors..." represents owners and partners of unincorporated businesses who devoted the major portion of their time to the business in November 1948.

Employment.—"Number of paid employees..." represents all employees on the pay roll for the pay period ending nearest November 15, 1948. "Full workweek" employees, whether regular or seasonal, are those who in the November 15 pay period were paid for working at least the number of hours typically worked in a week by employees of the reporting establishment.

1948 CENSUS OF BUSINESS

RETAIL, WHOLESALE, SERVICE TRADES

U. S. DEPARTMENT OF COMMERCE
BUREAU OF THE CENSUS

PRELIMINARY

For Release April 6, 1950

Release Series BC-1P- 26-046

HOOKER COUNTY, NEBR.

Retail establishments located in Hooker County, Nebraska, showed an expansion in dollar volume of trade from 1939 to 1948 according to preliminary figures released today by the Bureau of the Census, U. S. Department of Commerce.

Nineteen retail establishments reported 1948 sales aggregating \$1.7 million, an increase of 113 percent over the \$0.8 million reported by twenty-five establishments in 1939, when the preceding Census of Business was taken.

Retail establishments reported twenty active proprietors of unincorporated businesses in both 1948 and 1939. Sixty-two paid employees were reported for the workweek ended nearest November 15, 1948. Of these, fifty-one worked the full workweek, and the remainder part of the week. The comparable figures for 1939 were sixty-two and fifty-eight.

These preliminary figures have been derived from a Census report on Hooker County, Nebraska. Final figures, superseding the preliminary data for Hooker County, will be included in a Bulletin for the State of Nebraska to be issued in several months. Similar data will be made available this year in preliminary and final form for each of the counties and States. A single copy of the preliminary release for Hooker County as well as an order blank for other area releases may be obtained by writing to the Bureau of the Census, Washington 25, D. C.

Faint, illegible text at the top of the page, possibly a title or header.

Main body of faint, illegible text, appearing to be several paragraphs of a document.

Faint text at the bottom of the page, possibly a footer or concluding remarks.

1948 CENSUS OF BUSINESS

RETAIL, WHOLESALE, SERVICE TRADES

U. S. DEPARTMENT OF COMMERCE
BUREAU OF THE CENSUS

PRELIMINARY

For Release April 6, 1950

Release Series BC-1P-26-047

HOWARD COUNTY, NEBR.

Retail, wholesale, and service establishments located in Howard County, Nebraska, showed a substantial expansion in dollar volume of trade from 1939 to 1948 according to preliminary figures from the 1948 Census of Business released today by the Bureau of the Census, U. S. Department of Commerce.

Retail sales in the county during 1948 aggregated \$4.9 million, an increase of 277 percent over the \$1.3 million in 1939, when the preceding Census of Business was taken. Wholesale sales in the county reached a total of \$3.1 million in 1948 as compared with \$0.6 million in 1939. The service trades included in the Census of Business recorded receipts totaling \$259,000 in 1948 compared with \$54,000 in 1939.

Employment in the county also rose over the 9-year period between 1939 and 1948 for the above trades. Establishments in these trades reported a combined total of 241 paid employees for the workweek ended nearest November 15, 1948. This compared with a total of 157 employees reported for the week of November 15, 1939.

These preliminary figures have been derived from a Census report on Howard County, Nebraska. Final figures, superseding the preliminary data for Howard County, will be included in a Bulletin for the State of Nebraska to be issued in several months. Similar data will be made available this year in preliminary and final form for each of the counties and States. A single copy of the preliminary release for Howard County as well as an order blank for other area releases may be obtained by writing to the Bureau of the Census, Washington 25, D. C.

Table 1.—CENSUS OF BUSINESS PRELIMINARY RESULTS FOR 1948, BY TRADE GROUP
HOWARD COUNTY, NEBR.

| Trade group and kind of business | Number of establishments | 1948 sales and receipts (Thousand dollars) | Active proprietors of unincorporated businesses Nov. 1948 | Paid employees, workweek ended nearest Nov. 15, 1948 | |
|---|--------------------------|---|--|--|-------------------------|
| | | | | Total employees ¹ | Full workweek employees |
| RETAIL TRADE, total..... | 115 | 4,855 | 120 | 182 | 126 |
| Food group..... | 20 | 1,002 | 23 | 32 | 21 |
| Eating and drinking places.... | 23 | 405 | 24 | 55 | 33 |
| Gasoline service stations..... | 18 | 781 | 17 | 17 | 14 |
| All other retail stores..... | 54 | 2,667 | 56 | 78 | 58 |
| WHOLESALE TRADE..... | 16 | 3,101 | 8 | 37 | x |
| SELECTED SERVICE TRADES, ^{2/} total. | 37 | 259 | 40 | 22 | 16 |
| Personal services..... | 16 | 71 | 17 | 8 | 3 |
| All other service trades..... | 21 | 188 | 23 | 14 | 13 |

x Not available.

^{1/} Includes employees paid for less than the full workweek.

^{2/} See General Description on last page for changes from the 1939 Census of Business in the coverage of Service Trades.

GENERAL DESCRIPTION OF PRELIMINARY RELEASES FOR THE 1948 CENSUS OF BUSINESS

This series of releases, of which one is planned for each county in the United States, presents preliminary results of the 1948 Census of Business. The information is based on reports submitted by business establishments for that Census. The figures shown are preliminary, and are subject to revision in the final Census publications, but the changes are expected to be relatively minor with respect to coverage. The final Census figures will be issued in a series of Business Census bulletins which will show additional detailed kind-of-business information for all places where there are a sufficient number of establishments.

The 1948 Census of Business was taken under the provision of the Act of June 19, 1948, which provides that the Business Census be taken for 1948 and for each fifth year thereafter. Previous Business Censuses were taken for the years 1929, 1933, 1935, and 1939.

Scope of the Census.—The 1948 Census of Business covered all establishments in the following trades, as defined by the Standard Industrial Classification Manual, May 1949 issue, of the Executive Office of the President: all retail trades; all wholesale trades; all service trades in the following four groups—personal services, business services, automobile repairs and services, and miscellaneous repair services; hotels; tourist courts and camps; and amusements, including motion picture theaters. Some important services not covered are radio broadcasting and television, medical and health, legal, educational, nonprofit, accounting, and domestic services.

This coverage is similar to that of the 1939 Business Census. However, "custom trades" and "services incidental to transportation," which are no longer included in the standard classification of the service trades, are not covered by the 1948 Census. In a number of localities, these exclusions as well as other changes in the standard classification may have a considerable effect in comparing

1948 with 1939 data, particularly with respect to establishment count.

Establishment definition.—For Census purposes, a business establishment is defined to include only enterprises conducted from a recognizable place of business, provided that the annual sales were in excess of \$5,000 for a wholesale trade establishment and \$500 for establishments in other trades. A detailed analysis of coverage will be provided in future Census of Business publications.

"Number of establishments" is the number of separate business locations, rather than the number of business companies or organizations, since the Census figures represent information reported separately for each business location or establishment. The establishment count reflects the number of places in business at the end of 1948 excluding administrative and executive offices of multiunit organizations, and "chain store" warehouses.

Sales and receipts.—"1948 sales and receipts" represents sales of merchandise and receipts from repairs and other services to customers. The figures reflect deductions for returned goods and allowances, but not for trade-in allowances; they exclude sales and excise taxes collected from customers and paid directly to any taxing agency.

Proprietors.—"Active proprietors..." represents owners and partners of unincorporated businesses who devoted the major portion of their time to the business in November 1948.

Employment.—"Number of paid employees..." represents all employees on the pay roll for the pay period ending nearest November 15, 1948. "Full workweek" employees, whether regular or seasonal, are those who in the November 15 pay period were paid for working at least the number of hours typically worked in a week by employees of the reporting establishment.

1948 CENSUS OF BUSINESS

RETAIL, WHOLESALE, SERVICE TRADES

U. S. DEPARTMENT OF COMMERCE
BUREAU OF THE CENSUS

PRELIMINARY

For Release April 5, 1950

Release Series BC-1P-26-048

JEFFERSON COUNTY, NEBR.

Retail, wholesale, and service establishments located in Jefferson County, Nebraska, showed a substantial expansion in dollar volume of trade from 1939 to 1948 according to preliminary figures from the 1948 Census of Business released today by the Bureau of the Census, U. S. Department of Commerce.

Retail sales in the county during 1948 aggregated \$12.8 million, an increase of 205 percent over the \$4.2 million in 1939, when the preceding Census of Business was taken. Wholesale sales in the county reached a total of \$10.5 million in 1948 as compared with \$3.1 million in 1939. The service trades included in the Census of Business recorded receipts totaling \$578,000 in 1948 compared with \$218,000 in 1939.

Employment in the county also rose over the 9-year period between 1939 and 1948 for the above trades. Establishments in these trades reported a combined total of 821 paid employees for the workweek ended nearest November 15, 1948. This compared with a total of 640 employees reported for the week of November 15, 1939.

These preliminary figures have been derived from a Census report on Jefferson County, Nebraska, which also includes data for the city of Fairbury. Final figures, superseding the preliminary data for Jefferson County, will be included in a Bulletin for the State of Nebraska to be issued in several months. Similar data will be made available this year in preliminary and final form for each of the counties and States. A single copy of the preliminary release for Jefferson County as well as an order blank for other area releases may be obtained by writing to the Bureau of the Census, Washington 25, D. C.

Table 1.—CENSUS OF BUSINESS PRELIMINARY RESULTS FOR 1948, BY TRADE GROUP

JEFFERSON COUNTY, NEBR.

| Trade group and kind of business | Number of establishments | 1948 sales and receipts (Thousand dollars) | Active proprietors of unincorporated businesses Nov. 1948 | Paid employees, workweek ended nearest Nov. 15, 1948 | |
|---|--------------------------|---|--|--|-------------------------|
| | | | | Total employees ¹ | Full workweek employees |
| RETAIL TRADE, total..... | 190 | 12,805 | 195 | 583 | 455 |
| Food group..... | 35 | 2,412 | 35 | 66 | 51 |
| Eating and drinking places..... | 25 | 579 | 30 | 86 | 59 |
| General merchandise grp, general stores..... | 7 | 1,783 | 3 | 132 | 85 |
| Apparel group..... | 6 | 441 | 9 | 18 | 16 |
| Furniture-home furnishings-appliance grp..... | 6 | 753 | 7 | 32 | 32 |
| Automotive group..... | 17 | 2,086 | 21 | 77 | 70 |
| Gasoline service stations..... | 32 | 900 | 28 | 28 | 22 |
| Lumber-building-hardware group..... | 34 | 2,719 | 32 | 89 | 77 |
| Drug and proprietary stores..... | 8 | 353 | 10 | 21 | 18 |
| All other retail stores..... | 20 | 779 | 20 | 34 | 25 |
| WHOLESALE TRADE, total..... | 32 | 10,465 | 17 | 145 | x |
| Merchant wholesalers..... | 7 | 2,978 | 4 | 71 | x |
| Other wholesale..... | 25 | 7,487 | 13 | 74 | x |
| SELECTED SERVICE TRADES, ² /total..... | 64 | 578 | 69 | 93 | 83 |
| Personal services..... | 36 | 294 | 38 | 58 | 52 |
| All other service trades..... | 28 | 284 | 31 | 35 | 31 |

x Not available.

¹/ Includes employees paid for less than the full workweek.

²/ See General Description on last page for changes from the 1939 Census of Business in the coverage of Service Trades.

Table 2.—CENSUS OF BUSINESS PRELIMINARY RESULTS FOR 1948 FOR CITIES OF 2,500 INHABITANTS OR MORE
JEFFERSON COUNTY, NEBR.

(Data omitted for trade groups where necessary to avoid disclosure)

| City and trade group ¹ | Number of establishments | 1948 sales and receipts (Thousand dollars) | Active proprietors of unincorporated businesses Nov. 1948 | Paid employees, workweek ended nearest Nov. 15, 1948 | |
|-----------------------------------|--------------------------|---|--|--|-------------------------|
| | | | | Total employees ² | Full workweek employees |
| Fairbury: | | | | | |
| Retail trade..... | 117 | 10,021 | 118 | 506 | 405 |
| Wholesale trade..... | 20 | 5,411 | 12 | 107 | x |
| Selected service trades.... | 45 | 503 | 49 | 88 | 80 |
| Remainder of county: | | | | | |
| Retail trade..... | 73 | 2,784 | 77 | 77 | 50 |
| Wholesale trade..... | 12 | 5,054 | 5 | 38 | x |
| Selected service trades.... | 19 | 75 | 20 | 5 | 3 |

x Not available.

- 1/ See General Description on this page for changes from the 1939 Census of Business in the coverage of Service Trades.
- 2/ Includes employees paid for less than the full workweek.

GENERAL DESCRIPTION OF PRELIMINARY RELEASES FOR THE 1948 CENSUS OF BUSINESS

This series of releases, of which one is planned for each county in the United States, presents preliminary results of the 1948 Census of Business. The information is based on reports submitted by business establishments for that Census. The figures shown are preliminary, and are subject to revision in the final Census publications, but the changes are expected to be relatively minor with respect to coverage. The final Census figures will be issued in a series of Business Census bulletins which will show additional detailed kind-of-business information for all places where there are a sufficient number of establishments.

The 1948 Census of Business was taken under the provision of the Act of June 19, 1948, which provides that the Business Census be taken for 1948 and for each fifth year thereafter. Previous Business Censuses were taken for the years 1929, 1933, 1935, and 1939.

Scope of the Census.—The 1948 Census of Business covered all establishments in the following trades, as defined by the Standard Industrial Classification Manual, May 1949 issue, of the Executive Office of the President: all retail trades; all wholesale trades; all service trades in the following four groups—personal services, business services, automobile repairs and services, and miscellaneous repair services; hotels; tourist courts and camps; and amusements, including motion picture theaters. Some important services not covered are radio broadcasting and television, medical and health, legal, educational, nonprofit, accounting, and domestic services.

This coverage is similar to that of the 1939 Business Census. However, "custom trades" and "services incidental to transportation," which are no longer included in the standard classification of the service trades, are not covered by the 1948 Census. In a number of localities, these exclusions as well as

other changes in the standard classification may have a considerable effect in comparing 1948 with 1939 data, particularly with respect to establishment count.

Establishment definition.—For Census purposes, a business establishment is defined to include only enterprises conducted from a recognizable place of business, provided that the annual sales were in excess of \$5,000 for a wholesale trade establishment and \$500 for establishments in other trades. A detailed analysis of coverage will be provided in future Census of Business publications.

"Number of establishments" is the number of separate business locations, rather than the number of business companies or organizations, since the Census figures represent information reported separately for each business location or establishment. The establishment count reflects the number of places in business at the end of 1948 excluding administrative and executive offices of multiunit organizations, and "chain store" warehouses.

Sales and receipts.—"1948 sales and receipts" represents sales of merchandise and receipts from repairs and other services to customers. The figures reflect deductions for returned goods and allowances, but not for trade-in allowances; they exclude sales and excise taxes collected from customers and paid directly to any taxing agency.

Proprietors.—"Active proprietors..." represents owners and partners of unincorporated businesses who devoted the major portion of their time to the business in November 1948.

Employment.—"Number of paid employees..." represents all employees on the pay roll for the pay period ending nearest November 15, 1948. "Full workweek" employees, whether regular or seasonal, are those who in the November 15 pay period were paid for working at least the number of hours typically worked in a week by employees of the reporting establishment.

1948 CENSUS OF BUSINESS

RETAIL, WHOLESALE, SERVICE TRADES

U. S. DEPARTMENT OF COMMERCE
BUREAU OF THE CENSUS

PRELIMINARY

For Release April 3, 1950

Release Series BC-1P-26-049

JOHNSON COUNTY, NEBR.

Retail, wholesale, and service establishments located in Johnson County, Nebraska, showed a substantial expansion in dollar volume of trade from 1939 to 1948 according to preliminary figures from the 1948 Census of Business released today by the Bureau of the Census, U. S. Department of Commerce.

Retail sales in the county during 1948 aggregated \$6.0 million, an increase of 275 percent over the \$1.6 million in 1939, when the preceding Census of Business was taken. Wholesale sales in the county reached a total of \$4.0 million in 1948 as compared with \$1.0 million in 1939. The service trades included in the Census of Business recorded receipts totaling \$119,000 in 1948 compared with \$79,000 in 1939.

Employment in the county also rose over the 9-year period between 1939 and 1948 for the above trades. Establishments in these trades reported a combined total of 270 paid employees for the workweek ended nearest November 15, 1948. This compared with a total of 181 employees reported for the week of November 15, 1939.

These preliminary figures have been derived from a Census report on Johnson County, Nebraska. Final figures, superseding the preliminary data for Johnson County, will be included in a Bulletin for the State of Nebraska to be issued in several months. Similar data will be made available this year in preliminary and final form for each of the counties and States. A single copy of the preliminary release for Johnson County as well as an order blank for other area releases may be obtained by writing to the Bureau of the Census, Washington 25, D. C.

Table 1.—CENSUS OF BUSINESS PRELIMINARY RESULTS FOR 1948, BY TRADE GROUP
JOHNSON COUNTY, NEBR.

| Trade group and kind of business | Number of establishments | 1948 sales and receipts (Thousand dollars) | Active proprietors of unincorporated businesses Nov. 1948 | Paid employees, workweek ended nearest Nov. 15, 1948 | |
|---|--------------------------|---|--|--|-------------------------|
| | | | | Total employees ¹ | Full workweek employees |
| RETAIL TRADE, total..... | 118 | 6,021 | 123 | 228 | 165 |
| Food group..... | 18 | 1,129 | 19 | 37 | 23 |
| Eating and drinking places.... | 15 | 326 | 18 | 29 | 16 |
| Gasoline service stations..... | 21 | 816 | 20 | 24 | 17 |
| All other retail stores..... | 64 | 3,750 | 66 | 138 | 109 |
| WHOLESALE TRADE, total..... | 15 | 3,983 | 10 | 28 | x |
| SELECTED SERVICE TRADES, ² /total. | 25 | 119 | 24 | 14 | 8 |
| Personal services..... | 15 | 63 | 14 | 9 | 5 |
| All other service trades..... | 10 | 56 | 10 | 5 | 3 |
| AMUSEMENTS..... | 6 | 39 | 6 | 13 | x |

x Not available.

¹/ Includes employees paid for less than the full workweek.

²/ See General Description on last page for changes from the 1939 Census of Business in the coverage of Service Trades.

GENERAL DESCRIPTION OF PRELIMINARY RELEASES FOR THE 1948 CENSUS OF BUSINESS

This series of releases, of which one is planned for each county in the United States, presents preliminary results of the 1948 Census of Business. The information is based on reports submitted by business establishments for that Census. The figures shown are preliminary, and are subject to revision in the final Census publications, but the changes are expected to be relatively minor with respect to coverage. The final Census figures will be issued in a series of Business Census bulletins which will show additional detailed kind-of-business information for all places where there are a sufficient number of establishments.

The 1948 Census of Business was taken under the provision of the Act of June 19, 1948, which provides that the Business Census be taken for 1948 and for each fifth year thereafter. Previous Business Censuses were taken for the years 1929, 1933, 1935, and 1939.

Scope of the Census.—The 1948 Census of Business covered all establishments in the following trades, as defined by the Standard Industrial Classification Manual, May 1949 issue, of the Executive Office of the President: all retail trades; all wholesale trades; all service trades in the following four groups—personal services, business services, automobile repairs and services, and miscellaneous repair services; hotels; tourist courts and camps; and amusements, including motion picture theaters. Some important services not covered are radio broadcasting and television, medical and health, legal, educational, nonprofit, accounting, and domestic services.

This coverage is similar to that of the 1939 Business Census. However, "custom trades" and "services incidental to transportation," which are no longer included in the standard classification of the service trades, are not covered by the 1948 Census. In a number of localities, these exclusions as well as other changes in the standard classification may have a considerable effect in comparing

1948 with 1939 data, particularly with respect to establishment count.

Establishment definition.—For Census purposes, a business establishment is defined to include only enterprises conducted from a recognizable place of business, provided that the annual sales were in excess of \$5,000 for a wholesale trade establishment and \$500 for establishments in other trades. A detailed analysis of coverage will be provided in future Census of Business publications.

"Number of establishments" is the number of separate business locations, rather than the number of business companies or organizations, since the Census figures represent information reported separately for each business location or establishment. The establishment count reflects the number of places in business at the end of 1948 excluding administrative and executive offices of multiunit organizations, and "chain store" warehouses.

Sales and receipts.—"1948 sales and receipts" represents sales of merchandise and receipts from repairs and other services to customers. The figures reflect deductions for returned goods and allowances, but not for trade-in allowances; they exclude sales and excise taxes collected from customers and paid directly to any taxing agency.

Proprietors.—"Active proprietors..." represents owners and partners of unincorporated businesses who devoted the major portion of their time to the business in November 1948.

Employment.—"Number of paid employees..." represents all employees on the pay roll for the pay period ending nearest November 15, 1948. "Full workweek" employees, whether regular or seasonal, are those who in the November 15 pay period were paid for working at least the number of hours typically worked in a week by employees of the reporting establishment.

1948 CENSUS OF BUSINESS

RETAIL, WHOLESALE, SERVICE TRADES

U. S. DEPARTMENT OF COMMERCE
BUREAU OF THE CENSUS

PRELIMINARY

For Release April 10, 1950

Release Series BC-1P-26-050

KEARNEY COUNTY, NEBR.

Retail, wholesale, and service establishments located in Kearney County, Nebraska, showed a substantial expansion in dollar volume of trade from 1939 to 1948 according to preliminary figures from the 1948 Census of Business released today by the Bureau of the Census, U. S. Department of Commerce.

Retail sales in the county during 1948 aggregated \$6.5 million, an increase of 442 percent over the \$1.2 million in 1939, when the preceding Census of Business was taken. Wholesale sales in the county reached a total of \$5.4 million in 1948 as compared with \$0.6 million in 1939. The service trades included in the Census of Business recorded receipts totaling \$165,000 in 1948 compared with \$60,000 in 1939.

Employment in the county also rose over the 9-year period between 1939 and 1948 for the above trades. Establishments in these trades reported a combined total of 308 paid employees for the workweek ended nearest November 15, 1948. This compared with a total of 179 employees reported for the week of November 15, 1939.

These preliminary figures have been derived from a Census report on Kearney County, Nebraska. Final figures, superseding the preliminary data for Kearney County, will be included in a Bulletin for the State of Nebraska to be issued in several months. Similar data will be made available this year in preliminary and final form for each of the counties and States. A single copy of the preliminary release for Kearney County as well as an order blank for other area releases may be obtained by writing to the Bureau of the Census, Washington 25, D. C.

Table 1.—CENSUS OF BUSINESS PRELIMINARY RESULTS FOR 1948, BY TRADE GROUP
KEARNEY COUNTY, NEBR.

| Trade group and kind of business | Number of establishments | 1948 sales and receipts (Thousand dollars) | Active proprietors of unincorporated businesses Nov. 1948 | Paid employees, workweek ended nearest Nov. 15, 1948 | |
|--|--------------------------|---|--|--|-------------------------|
| | | | | Total employees ¹ | Full workweek employees |
| RETAIL TRADE, total..... | 101 | 6,453 | 105 | 251 | 190 |
| Food group..... | 16 | 1,577 | 15 | 46 | 35 |
| Eating and drinking places..... | 14 | 260 | 18 | 43 | 27 |
| Gasoline service stations..... | 17 | 524 | 19 | 16 | 11 |
| All other retail stores..... | 54 | 4,092 | 53 | 146 | 117 |
| WHOLESALE TRADE..... | 19 | 5,374 | 7 | 40 | x |
| SELECTED SERVICE TRADES, ^{2/} total.. | 25 | 165 | 26 | 17 | 15 |
| Personal services..... | 12 | 90 | 13 | 15 | 13 |
| All other service trades..... | 13 | 75 | 13 | 2 | 2 |

x Not available.

^{1/} Includes employees paid for less than the full workweek.

^{2/} See General Description on last page for changes from the 1939 Census of Business in the coverage of Service Trades.

GENERAL DESCRIPTION OF PRELIMINARY RELEASES FOR THE
1948 CENSUS OF BUSINESS

This series of releases, of which one is planned for each county in the United States, presents preliminary results of the 1948 Census of Business. The information is based on reports submitted by business establishments for that Census. The figures shown are preliminary, and are subject to revision in the final Census publications, but the changes are expected to be relatively minor with respect to coverage. The final Census figures will be issued in a series of Business Census bulletins which will show additional detailed kind-of-business information for all places where there are a sufficient number of establishments.

The 1948 Census of Business was taken under the provision of the Act of June 19, 1948, which provides that the Business Census be taken for 1948 and for each fifth year thereafter. Previous Business Censuses were taken for the years 1929, 1933, 1935, and 1939.

Scope of the Census.--The 1948 Census of Business covered all establishments in the following trades, as defined by the Standard Industrial Classification Manual, May 1949 issue, of the Executive Office of the President: all retail trades; all wholesale trades; all service trades in the following four groups--personal services, business services, automobile repairs and services, and miscellaneous repair services; hotels; tourist courts and camps; and amusements, including motion picture theaters. Some important services not covered are radio broadcasting and television, medical and health, legal, educational, nonprofit, accounting, and domestic services.

This coverage is similar to that of the 1939 Business Census. However, "custom trades" and "services incidental to transportation," which are no longer included in the standard classification of the service trades, are not covered by the 1948 Census. In a number of localities, these exclusions as well as other changes in the standard classification may have a considerable effect in comparing

1948 with 1939 data, particularly with respect to establishment count.

Establishment definition.--For Census purposes, a business establishment is defined to include only enterprises conducted from a recognizable place of business, provided that the annual sales were in excess of \$5,000 for a wholesale trade establishment and \$500 for establishments in other trades. A detailed analysis of coverage will be provided in future Census of Business publications.

"Number of establishments" is the number of separate business locations, rather than the number of business companies or organizations, since the Census figures represent information reported separately for each business location or establishment. The establishment count reflects the number of places in business at the end of 1948 excluding administrative and executive offices of multiunit organizations, and "chain store" warehouses.

Sales and receipts.--"1948 sales and receipts" represents sales of merchandise and receipts from repairs and other services to customers. The figures reflect deductions for returned goods and allowances, but not for trade-in allowances; they exclude sales and excise taxes collected from customers and paid directly to any taxing agency.

Proprietors.--"Active proprietors..." represents owners and partners of unincorporated businesses who devoted the major portion of their time to the business in November 1948.

Employment.--"Number of paid employees..." represents all employees on the pay roll for the pay period ending nearest November 15, 1948. "Full workweek" employees, whether regular or seasonal, are those who in the November 15 pay period were paid for working at least the number of hours typically worked in a week by employees of the reporting establishment.

1948 CENSUS OF BUSINESS

RETAIL, WHOLESALE, SERVICE TRADES

U. S. DEPARTMENT OF COMMERCE
BUREAU OF THE CENSUS

PRELIMINARY

For Release April 10, 1950

Release Series BC-1P-26-051

KEITH COUNTY, NEBR.

Retail, wholesale, and service establishments located in Keith County, Nebraska, showed a substantial expansion in dollar volume of trade from 1939 to 1948 according to preliminary figures from the 1948 Census of Business released today by the Bureau of the Census, U. S. Department of Commerce.

Retail sales in the county during 1948 aggregated \$10.2 million, an increase of 191 percent over the \$3.5 million in 1939, when the preceding Census of Business was taken. Wholesale sales in the county reached a total of \$9.2 million in 1948 as compared with \$1.2 million in 1939. The service trades included in the Census of Business recorded receipts totaling \$350,000 in 1948 compared with \$116,000 in 1939.

Employment in the county also rose over the 9-year period between 1939 and 1948 for the above trades. Establishments in these trades reported a combined total of 582 paid employees for the workweek ended nearest November 15, 1948. This compared with a total of 361 employees reported for the week of November 15, 1939.

These preliminary figures have been derived from a Census report on Keith County, Nebraska, which also includes data for the city of Ogallala. Final figures, superseding the preliminary data for Keith County, will be included in a Bulletin for the State of Nebraska to be issued in several months. Similar data will be made available this year in preliminary and final form for each of the counties and States. A single copy of the preliminary release for Keith County as well as an order blank for other area releases may be obtained by writing to the Bureau of the Census, Washington 25, D. C.

Table 1.—CENSUS OF BUSINESS PRELIMINARY RESULTS FOR 1948, BY TRADE GROUP
KEITH COUNTY, NEBR.

| Trade group and kind of business | Number of establishments | 1948 sales and receipts (Thousand dollars) | Active proprietors of unincorporated businesses Nov. 1948 | Paid employees, workweek ended nearest Nov. 15, 1948 | |
|---|--------------------------|---|--|--|-------------------------|
| | | | | Total employees ¹ | Full workweek employees |
| RETAIL TRADE, total..... | 142 | 10,161 | 151 | 463 | 369 |
| Food group..... | 19 | 1,499 | 24 | 47 | 37 |
| Eating and drinking places..... | 32 | 772 | 36 | 130 | 100 |
| Gasoline service stations..... | 17 | 862 | 20 | 30 | 26 |
| All other retail stores..... | 74 | 7,028 | 71 | 256 | 206 |
| WHOLESALE TRADE..... | 25 | 9,210 | 21 | 86 | x |
| SELECTED SERVICE TRADES, ^{2/} total... | 44 | 350 | 49 | 33 | 30 |
| Personal services..... | 25 | 201 | 28 | 27 | 24 |
| All other service trades..... | 19 | 149 | 21 | 6 | 6 |
| TOURIST COURTS AND CAMPS..... | 12 | 169 | 13 | 15 | 11 |

x Not available.

^{1/} Includes employees paid for less than the full workweek.

^{2/} See General Description on last page for changes from the 1939 Census of Business in the coverage of Service Trades.

Table 2.—CENSUS OF BUSINESS PRELIMINARY RESULTS FOR 1948 FOR CITIES OF 2,500 INHABITANTS OR MORE

KEITH COUNTY, NEBR.

(Data omitted for trade groups where necessary to avoid disclosure)

| City and trade group ¹ | Number of establishments | 1948 sales and receipts (Thousand dollars) | Active proprietors of unincorporated businesses Nov. 1948 | Paid employees, workweek ended nearest Nov. 15, 1948 | |
|-----------------------------------|--------------------------|---|--|--|-------------------------|
| | | | | Total employees ² | Full workweek employees |
| Ogallala: | | | | | |
| Retail trade..... | 89 | 8,029 | 96 | 363 | 308 |
| Selected service trades.... | 33 | 301 | 36 | 33 | 30 |
| Tourist courts and camps... | 6 | 123 | 7 | 10 | 7 |
| Remainder of county: | | | | | |
| Retail trade..... | 53 | 2,132 | 55 | 100 | 61 |
| Selected service trades.... | 11 | 49 | 13 | - | - |
| Tourist courts and camps... | 6 | 46 | 6 | 5 | 4 |

1/ See General Description on this page for changes from the 1939 Census of Business in the coverage of Service Trades.

2/ Includes employees paid for less than the full workweek.

GENERAL DESCRIPTION OF PRELIMINARY RELEASES FOR THE 1948 CENSUS OF BUSINESS

This series of releases, of which one is planned for each county in the United States, presents preliminary results of the 1948 Census of Business. The information is based on reports submitted by business establishments for that Census. The figures shown are preliminary, and are subject to revision in the final Census publications, but the changes are expected to be relatively minor with respect to coverage. The final Census figures will be issued in a series of Business Census bulletins which will show additional detailed kind-of-business information for all places where there are a sufficient number of establishments.

The 1948 Census of Business was taken under the provision of the Act of June 19, 1948, which provides that the Business Census be taken for 1948 and for each fifth year thereafter. Previous Business Censuses were taken for the years 1929, 1933, 1935, and 1939.

Scope of the Census.—The 1948 Census of Business covered all establishments in the following trades, as defined by the Standard Industrial Classification Manual, May 1949 issue, of the Executive Office of the President: all retail trades; all wholesale trades; all service trades in the following four groups—personal services, business services, automobile repairs and services, and miscellaneous repair services; hotels; tourist courts and camps; and amusements, including motion picture theaters. Some important services not covered are radio broadcasting and television, medical and health, legal, educational, nonprofit, accounting, and domestic services.

This coverage is similar to that of the 1939 Business Census. However, "custom trades" and "services incidental to transportation," which are no longer included in the standard classification of the service trades, are not covered by the 1948 Census. In a number of localities, these exclusions as well as other changes in the standard classification may have

a considerable effect in comparing 1948 with 1939 data, particularly with respect to establishment count.

Establishment definition.—For Census purposes, a business establishment is defined to include only enterprises conducted from a recognizable place of business, provided that the annual sales were in excess of \$5,000 for a wholesale trade establishment and \$500 for establishments in other trades. A detailed analysis of coverage will be provided in future Census of Business publications.

"Number of establishments" is the number of separate business locations, rather than the number of business companies or organizations, since the Census figures represent information reported separately for each business location or establishment. The establishment count reflects the number of places in business at the end of 1948 excluding administrative and executive offices of multiunit organizations, and "chain store" warehouses.

Sales and receipts.—"1948 sales and receipts" represents sales of merchandise and receipts from repairs and other services to customers. The figures reflect deductions for returned goods and allowances, but not for trade-in allowances; they exclude sales and excise taxes collected from customers and paid directly to any taxing agency.

Proprietors.—"Active proprietors..." represents owners and partners of unincorporated businesses who devoted the major portion of their time to the business in November 1948.

Employment.—"Number of paid employees..." represents all employees on the pay roll for the pay period ending nearest November 15, 1948. "Full workweek" employees, whether regular or seasonal, are those who in the November 15 pay period were paid for working at least the number of hours typically worked in a week by employees of the reporting establishment.

1948 CENSUS OF BUSINESS

RETAIL, WHOLESALE, SERVICE TRADES

U. S. DEPARTMENT OF COMMERCE
BUREAU OF THE CENSUS

PRELIMINARY

For Release April 6, 1950

Release Series BC-1P- 26-052

KEYA PAHA COUNTY, NEBR.

Retail and service establishments located in Keya Paha County, Nebraska, showed an expansion in dollar volume of trade from 1939 to 1948 according to preliminary figures from 1948 Census of Business released today by the Bureau of the Census, U. S. Department of Commerce.

Retail sales in the county during 1948 aggregated \$916,000, an increase of 258 percent over the \$256,000 in 1939, when the preceding Census of Business was taken. The service trades included in the Census of Business recorded receipts totaling \$12,000 in 1948 compared with \$7,000 in 1939.

Employment in the county also rose over the 9-year period between 1939 and 1948 for retail trade. Retail establishments reported a total of 30 paid employees for the workweek ended nearest November 15, 1948. This compared with a total of 11 employees reported for the week of November 15, 1939.

These preliminary figures have been derived from a Census report on Keya Paha County, Nebraska. Final figures, superseding the preliminary data for Keya Paha County, will be included in a Bulletin for the State of Nebraska to be issued in several months. Similar data will be made available this year in preliminary and final form for each of the counties and States. A single copy of the preliminary release for Keya Paha County as well as an order blank for other area releases may be obtained by writing to the Bureau of the Census, Washington 25, D. C.

Table 1.—CENSUS OF BUSINESS PRELIMINARY RESULTS FOR 1948, BY TRADE GROUP
KEYA PAHA COUNTY, NEBR.

| Trade group and kind of business | Number of establishments | 1948 sales and receipts (Thousand dollars) | Active proprietors of unincorporated businesses Nov. 1948 | Paid employees, workweek ended nearest Nov. 15, 1948 | |
|---|--------------------------|---|--|--|-------------------------|
| | | | | Total employees ¹ | Full workweek employees |
| RETAIL TRADE, total..... | 22 | 916 | 24 | 30 | 23 |
| Food group..... | 7 | 315 | 7 | 9 | 7 |
| All other retail stores..... | 15 | 601 | 17 | 21 | 16 |
| SELECTED SERVICE TRADES ² /..... | 6 | 12 | 6 | - | - |

¹/ Includes employees paid for less than the full workweek.

²/ See General Description on last page for changes from the 1939 Census of Business in the coverage of Service Trades.

GENERAL DESCRIPTION OF PRELIMINARY RELEASES FOR THE 1948 CENSUS OF BUSINESS

This series of releases, of which one is planned for each county in the United States, presents preliminary results of the 1948 Census of Business. The information is based on reports submitted by business establishments for that Census. The figures shown are preliminary, and are subject to revision in the final Census publications, but the changes are expected to be relatively minor with respect to coverage. The final Census figures will be issued in a series of Business Census bulletins which will show additional detailed kind-of-business information for all places where there are a sufficient number of establishments.

The 1948 Census of Business was taken under the provision of the Act of June 19, 1948, which provides that the Business Census be taken for 1948 and for each fifth year thereafter. Previous Business Censuses were taken for the years 1929, 1933, 1935, and 1939.

Scope of the Census.—The 1948 Census of Business covered all establishments in the following trades, as defined by the Standard Industrial Classification Manual, May 1949 issue, of the Executive Office of the President: all retail trades; all wholesale trades; all service trades in the following four groups—personal services, business services, automobile repairs and services, and miscellaneous repair services; hotels; tourist courts and camps; and amusements, including motion picture theaters. Some important services not covered are radio broadcasting and television, medical and health, legal, educational, nonprofit, accounting, and domestic services.

This coverage is similar to that of the 1939 Business Census. However, "custom trades" and "services incidental to transportation," which are no longer included in the standard classification of the service trades, are not covered by the 1948 Census. In a number of localities, these exclusions as well as other changes in the standard classification may have a considerable effect in comparing

1948 with 1939 data, particularly with respect to establishment count.

Establishment definition.—For Census purposes, a business establishment is defined to include only enterprises conducted from a recognizable place of business, provided that the annual sales were in excess of \$5,000 for a wholesale trade establishment and \$500 for establishments in other trades. A detailed analysis of coverage will be provided in future Census of Business publications.

"Number of establishments" is the number of separate business locations, rather than the number of business companies or organizations, since the Census figures represent information reported separately for each business location or establishment. The establishment count reflects the number of places in business at the end of 1948 excluding administrative and executive offices of multiunit organizations, and "chain store" warehouses.

Sales and receipts.—"1948 sales and receipts" represents sales of merchandise and receipts from repairs and other services to customers. The figures reflect deductions for returned goods and allowances, but not for trade-in allowances; they exclude sales and excise taxes collected from customers and paid directly to any taxing agency.

Proprietors.—"Active proprietors..." represents owners and partners of unincorporated businesses who devoted the major portion of their time to the business in November 1948.

Employment.—"Number of paid employees..." represents all employees on the pay roll for the pay period ending nearest November 15, 1948. "Full workweek" employees, whether regular or seasonal, are those who in the November 15 pay period were paid for working at least the number of hours typically worked in a week by employees of the reporting establishment.

1948 CENSUS OF BUSINESS

RETAIL, WHOLESALE, SERVICE TRADES

U. S. DEPARTMENT OF COMMERCE
BUREAU OF THE CENSUS

PRELIMINARY

For Release April 6, 1950

Release Series BC-1P-26-053

KIMBALL COUNTY, NEBR.

Retail, wholesale, and service establishments located in Kimball County, Nebraska, showed a substantial expansion in dollar volume of trade from 1939 to 1948 according to preliminary figures from the 1948 Census of Business released today by the Bureau of the Census, U. S. Department of Commerce.

Retail sales in the county during 1948 aggregated \$5.2 million, an increase of 300 percent over the \$1.3 million in 1939, when the preceding Census of Business was taken. Wholesale sales in the county reached a total of \$8.9 million in 1948 as compared with \$0.7 million in 1939. The service trades included in the Census of Business recorded receipts totaling \$134,000 in 1948 compared with \$44,000 in 1939.

Employment in the county also rose over the 9-year period between 1939 and 1948 for the above trades. Establishments in these trades reported a combined total of 287 paid employees for the workweek ended nearest November 15, 1948. This compared with a total of 143 employees reported for the week of November 15, 1939.

These preliminary figures have been derived from a Census report on Kimball County, Nebraska. Final figures, superseding the preliminary data for Kimball County, will be included in a Bulletin for the State of Nebraska to be issued in several months. Similar data will be made available this year in preliminary and final form for each of the counties and States. A single copy of the preliminary release for Kimball County as well as an order blank for other area releases may be obtained by writing to the Bureau of the Census, Washington 25, D. C.

Table 1.—CENSUS OF BUSINESS PRELIMINARY RESULTS FOR 1948, BY TRADE GROUP
KIMBALL COUNTY, NEBR.

| Trade group and kind of business | Number of establishments | 1948 sales and receipts (Thousand dollars) | Active proprietors of unincorporated businesses Nov. 1948 | Paid employees, workweek ended nearest Nov. 15, 1948 | |
|---|--------------------------|---|--|--|-------------------------|
| | | | | Total employees ¹ | Full workweek employees |
| RETAIL TRADE, total..... | 74 | 5,192 | 70 | 209 | 164 |
| Food group..... | 11 | 941 | 10 | 26 | 18 |
| Eating and drinking places..... | 15 | 236 | 17 | 26 | 17 |
| Gasoline service stations..... | 11 | 397 | 10 | 16 | 10 |
| All other retail stores..... | 37 | 3,618 | 33 | 141 | 119 |
| WHOLESALE TRADE, total..... | 25 | 8,931 | 14 | 69 | x |
| Merchant wholesalers..... | 5 | 79 | 5 | 2 | x |
| Other wholesale..... | 20 | 8,852 | 9 | 67 | x |
| SELECTED SERVICE TRADES, ² /total..... | 20 | 134 | 20 | 9 | 9 |
| Personal services..... | 12 | 53 | 11 | 4 | 4 |
| All other service trades..... | 8 | 81 | 9 | 5 | 5 |

x Not available.

¹/ Includes employees paid for less than the full workweek.

²/ See General Description on last page for changes from the 1939 Census of Business in the coverage of Service Trades.

GENERAL DESCRIPTION OF PRELIMINARY RELEASES FOR THE 1948 CENSUS OF BUSINESS

This series of releases, of which one is planned for each county in the United States, presents preliminary results of the 1948 Census of Business. The information is based on reports submitted by business establishments for that Census. The figures shown are preliminary, and are subject to revision in the final Census publications, but the changes are expected to be relatively minor with respect to coverage. The final Census figures will be issued in a series of Business Census bulletins which will show additional detailed kind-of-business information for all places where there are a sufficient number of establishments.

The 1948 Census of Business was taken under the provision of the Act of June 19, 1948, which provides that the Business Census be taken for 1948 and for each fifth year thereafter. Previous Business Censuses were taken for the years 1929, 1933, 1935, and 1939.

Scope of the Census.—The 1948 Census of Business covered all establishments in the following trades, as defined by the Standard Industrial Classification Manual, May 1949 issue, of the Executive Office of the President: all retail trades; all wholesale trades; all service trades in the following four groups—personal services, business services, automobile repairs and services, and miscellaneous repair services; hotels; tourist courts and camps; and amusements, including motion picture theaters. Some important services not covered are radio broadcasting and television, medical and health, legal, educational, nonprofit, accounting, and domestic services.

This coverage is similar to that of the 1939 Business Census. However, "custom trades" and "services incidental to transportation," which are no longer included in the standard classification of the service trades, are not covered by the 1948 Census. In a number of localities, these exclusions as well as other changes in the standard classification may have a considerable effect in comparing

1948 with 1939 data, particularly with respect to establishment count.

Establishment definition.—For Census purposes, a business establishment is defined to include only enterprises conducted from a recognizable place of business, provided that the annual sales were in excess of \$5,000 for a wholesale trade establishment and \$500 for establishments in other trades. A detailed analysis of coverage will be provided in future Census of Business publications.

"Number of establishments" is the number of separate business locations, rather than the number of business companies or organizations, since the Census figures represent information reported separately for each business location or establishment. The establishment count reflects the number of places in business at the end of 1948 excluding administrative and executive offices of multiunit organizations, and "chain store" warehouses.

Sales and receipts.—"1948 sales and receipts" represents sales of merchandise and receipts from repairs and other services to customers. The figures reflect deductions for returned goods and allowances, but not for trade-in allowances; they exclude sales and excise taxes collected from customers and paid directly to any taxing agency.

Proprietors.—"Active proprietors..." represents owners and partners of unincorporated businesses who devoted the major portion of their time to the business in November 1948.

Employment.—"Number of paid employees..." represents all employees on the pay roll for the pay period ending nearest November 15, 1948. "Full workweek" employees, whether regular or seasonal, are those who in the November 15 pay period were paid for working at least the number of hours typically worked in a week by employees of the reporting establishment.

1948 CENSUS OF BUSINESS

RETAIL, WHOLESALE, SERVICE TRADES

U. S. DEPARTMENT OF COMMERCE
BUREAU OF THE CENSUS

PRELIMINARY

For Release April 3, 1950

Release Series BC-1P-26-054

KNOX COUNTY, NEBR.

Retail, wholesale, and service establishments located in Knox County, Nebraska, showed a substantial expansion in dollar volume of trade from 1939 to 1948 according to preliminary figures from the 1948 Census of Business released today by the Bureau of the Census, U. S. Department of Commerce.

Retail sales in the county during 1948 aggregated \$12.5 million, an increase of 331 percent over the \$2.9 million in 1939, when the preceding Census of Business was taken. Wholesale sales in the county reached a total of \$5.3 million in 1948 as compared with \$0.8 million in 1939. The service trades included in the Census of Business recorded receipts totaling \$309,000 in 1948 compared with \$113,000 in 1939.

Employment in the county also rose over the 9-year period between 1939 and 1948 for the above trades. Establishments in these trades reported a combined total of 541 paid employees for the workweek ended nearest November 15, 1948. This compared with a total of 291 employees reported for the week of November 15, 1939.

These preliminary figures have been derived from a Census report on Knox County, Nebraska. Final figures, superseding the preliminary data for Knox County, will be included in a Bulletin for the State of Nebraska to be issued in several months. Similar data will be made available this year in preliminary and final form for each of the counties and States. A single copy of the preliminary release for Knox County as well as an order blank for other area releases may be obtained by writing to the Bureau of the Census, Washington 25, D. C.

Table 1.—CENSUS OF BUSINESS PRELIMINARY RESULTS FOR 1948, BY TRADE GROUP
KNOX COUNTY, NEBR.

| Trade group and kind of business | Number of establishments | 1948 sales and receipts (Thousand dollars) | Active proprietors of unincorporated businesses Nov. 1948 | Paid employees, workweek ended nearest Nov. 15, 1948 | |
|---|--------------------------|---|--|--|-------------------------|
| | | | | Total employees ¹ | Full workweek employees |
| RETAIL TRADE, total..... | 218 | 12,480 | 249 | 462 | 351 |
| Food group..... | 33 | 1,870 | 37 | 81 | 52 |
| Eating and drinking places..... | 38 | 1,015 | 51 | 83 | 67 |
| General merchandise grp, general stores. | 13 | 865 | 10 | 40 | 29 |
| Apparel group..... | 11 | 348 | 15 | 12 | 7 |
| Furniture-home furnishgs-appliance grp. | 12 | 393 | 16 | 19 | 17 |
| Automotive group..... | 18 | 2,863 | 21 | 66 | 55 |
| Gasoline service stations..... | 28 | 858 | 32 | 26 | 16 |
| Lumber-building-hardware group..... | 40 | 3,258 | 40 | 99 | 86 |
| Drug and proprietary stores..... | 8 | 372 | 9 | 21 | 12 |
| All other retail stores..... | 17 | 638 | 18 | 15 | 10 |
| WHOLESALE TRADE..... | 27 | 5,348 | 20 | 49 | x |
| SELECTED SERVICE TRADES, ² /total..... | 46 | 309 | 44 | 30 | 22 |
| Personal services..... | 24 | 101 | 23 | 12 | 6 |
| All other service trades..... | 22 | 208 | 21 | 18 | 16 |
| AMUSEMENTS..... | 9 | 68 | 10 | 11 | x |

x Not available.

1/ Includes employees paid for less than the full workweek.

2/ See General Description on this page for changes from the 1939 Census of Business in the coverage of Service Trades.

GENERAL DESCRIPTION OF PRELIMINARY RELEASES FOR THE 1948 CENSUS OF BUSINESS

This series of releases, of which one is planned for each county in the United States, presents preliminary results of the 1948 Census of Business. The information is based on reports submitted by business establishments for that Census. The figures shown are preliminary, and are subject to revision in the final Census publications, but the changes are expected to be relatively minor with respect to coverage. The final Census figures will be issued in a series of Business Census bulletins which will show additional detailed kind-of-business information for all places where there are a sufficient number of establishments.

The 1948 Census of Business was taken under the provision of the Act of June 19, 1948, which provides that the Business Census be taken for 1948 and for each fifth year thereafter. Previous Business Censuses were taken for the years 1929, 1933, 1935, and 1939.

Scope of the Census.—The 1948 Census of Business covered all establishments in the following trades, as defined by the Standard Industrial Classification Manual, May 1949 issue, of the Executive Office of the President: all retail trades; all wholesale trades; all service trades in the following four groups—personal services, business services, automobile repairs and services, and miscellaneous repair services; hotels; tourist courts and camps; and amusements, including motion picture theaters. Some important services not covered are radio broadcasting and television, medical and health, legal, educational, nonprofit, accounting, and domestic services.

This coverage is similar to that of the 1939 Business Census. However, "custom trades" and "services incidental to transportation," which are no longer included in the standard classification of the service trades, are not covered by the 1948 Census. In a number of localities, these exclusions as well as

other changes in the standard classification may have a considerable effect in comparing 1948 with 1939 data, particularly with respect to establishment count.

Establishment definition.—For Census purposes, a business establishment is defined to include only enterprises conducted from a recognizable place of business, provided that the annual sales were in excess of \$5,000 for a wholesale trade establishment and \$500 for establishments in other trades. A detailed analysis of coverage will be provided in future Census of Business publications.

"Number of establishments" is the number of separate business locations, rather than the number of business companies or organizations, since the Census figures represent information reported separately for each business location or establishment. The establishment count reflects the number of places in business at the end of 1948 excluding administrative and executive offices of multiunit organizations, and "chain store" warehouses.

Sales and receipts.—"1948 sales and receipts" represents sales of merchandise and receipts from repairs and other services to customers. The figures reflect deductions for returned goods and allowances, but not for trade-in allowances; they exclude sales and excise taxes collected from customers and paid directly to any taxing agency.

Proprietors.—"Active proprietors..." represents owners and partners of unincorporated businesses who devoted the major portion of their time to the business in November 1948.

Employment.—"Number of paid employees..." represents all employees on the pay roll for the pay period ending nearest November 15, 1948. "Full workweek" employees, whether regular or seasonal, are those who in the November 15 pay period were paid for working at least the number of hours typically worked in a week by employees of the reporting establishment.

1948 CENSUS OF BUSINESS

RETAIL, WHOLESALE, SERVICE TRADES

U. S. DEPARTMENT OF COMMERCE
BUREAU OF THE CENSUS

PRELIMINARY

For Release May 15, 1950

Release Series BC-1P-26-055

LANCASTER COUNTY, NEBR.

Retail, wholesale, and service establishments located in Lancaster County, Nebraska, showed a substantial expansion in dollar volume of trade from 1939 to 1948 according to preliminary figures from the 1948 Census of Business released today by the Bureau of the Census, U. S. Department of Commerce.

Retail sales in the county during 1948 aggregated \$124.7 million, an increase of 204 percent over the \$41.0 million in 1939, when the preceding Census of Business was taken. Wholesale sales in the county reached a total of \$98.1 million in 1948 as compared with \$35.4 million in 1939. The service trades included in the Census of Business recorded receipts totaling \$7.6 million in 1948 compared with \$3.0 million in 1939.

Employment in the county also rose over the 9-year period between 1939 and 1948 for the above trades. Establishments in these trades reported a combined total of 11,649 paid employees for the workweek ended nearest November 15, 1948. This compared with a total of 8,704 employees reported for the week of November 15, 1939.

These preliminary figures have been derived from a Census report on Lancaster County, Nebraska, which also includes data for the city of Lincoln. Final figures, superseding the preliminary data for Lancaster County, will be included in a Bulletin for the State of Nebraska to be issued in several months. Similar data will be made available this year in preliminary and final form for each of the counties and States. A single copy of the preliminary release for Lancaster County as well as an order blank for other area releases may be obtained by writing to the Bureau of the Census, Washington 25, D. C.

Table 1.—CENSUS OF BUSINESS PRELIMINARY RESULTS FOR 1948, BY TRADE GROUP
LANCASTER COUNTY, NEBR.

| Trade group and kind of business | Number of establishments | 1948 sales and receipts (Thousand dollars) | Active proprietors of unincorporated businesses Nov. 1948 | Paid employees, workweek ended nearest Nov. 15, 1948 | |
|---|--------------------------|---|--|--|-------------------------|
| | | | | Total employees ¹ | Full workweek employees |
| RETAIL TRADE, total..... | 1,090 | 124,680 | 1,055 | 8,283 | 6,282 |
| Food group..... | 242 | 20,525 | 257 | 694 | 436 |
| Eating and drinking places..... | 199 | 7,493 | 222 | 1,117 | 897 |
| General merchandise grp, general stores | 22 | 26,831 | 14 | 2,554 | 1,851 |
| Apparel group..... | 44 | 11,110 | 37 | 813 | 595 |
| Furniture-home furnishgs-appliance grp | 47 | 4,996 | 47 | 427 | 389 |
| Automotive group..... | 62 | 17,950 | 50 | 651 | 568 |
| Gasoline service stations..... | 149 | 6,657 | 154 | 348 | 228 |
| Lumber-building-hardware group..... | 91 | 12,884 | 61 | 583 | 531 |
| Drug and proprietary stores..... | 42 | 4,390 | 31 | 455 | 258 |
| All other retail stores..... | 192 | 11,844 | 182 | 641 | 529 |
| WHOLESALE TRADE, total..... | 199 | 98,088 | 111 | 2,059 | x |
| Merchant wholesalers, total..... | 126 | 70,803 | 74 | 1,678 | x |
| Groceries, foods..... | 22 | 16,984 | 19 | 329 | x |
| Hardware, elec'l, plum'g and heat'g. | 15 | 10,766 | 10 | 262 | x |
| Mach'y, equip't, industrial supplies | 28 | 16,552 | 14 | 387 | x |
| Automotive parts, accessories..... | 12 | 2,813 | 7 | 158 | x |
| All other merchant wholesalers..... | 49 | 23,688 | 24 | 542 | x |
| Petroleum bulk plants, terminals..... | 21 | 6,915 | 17 | 54 | x |
| Assemblers of farm products..... | 30 | 7,705 | 18 | 63 | x |
| Other types of wholesale..... | 22 | 12,665 | 2 | 264 | x |
| SELECTED SERVICE TRADES, ^{2/} total..... | 429 | 7,551 | 427 | 1,307 | 1,144 |
| Personal services..... | 236 | 4,029 | 233 | 861 | 758 |
| Business services..... | 35 | 936 | 27 | 181 | 152 |
| Automotive repairs and services..... | 90 | 1,918 | 96 | 189 | 169 |
| Other repair services..... | 68 | 668 | 71 | 76 | 65 |
| TOURIST COURTS AND CAMPS..... | 17 | 71 | 19 | 3 | 2 |
| AMUSEMENTS..... | 40 | 1,919 | 30 | 328 | x |

x Not available.

^{1/} Includes employees paid for less than the full workweek.

^{2/} See General Description on last page for changes from the 1939 Census of Business in the coverage of Service Trades.

Table 2.—CENSUS OF BUSINESS PRELIMINARY RESULTS FOR 1948 FOR CITIES OF 2,500 INHABITANTS OR MORE

LANCASTER COUNTY, NEBR.

(Data omitted for trade groups where necessary to avoid disclosure)

| City and trade group ¹ | Number of establishments | 1948 sales and receipts (Thousand dollars) | Active proprietors of unincorporated businesses Nov. 1948 | Paid employees, workweek ended nearest Nov. 15, 1948 | |
|-----------------------------------|--------------------------|---|--|--|-------------------------|
| | | | | Total ² employees | Full workweek employees |
| Lincoln: | | | | | |
| Retail trade..... | 911 | 117,930 | 873 | 8,021 | 6,105 |
| Wholesale trade..... | 163 | 88,094 | 86 | 1,958 | x |
| Selected service trades.... | 393 | 7,328 | 389 | 1,295 | 1,135 |
| Remainder of county: | | | | | |
| Retail trade..... | 179 | 6,750 | 182 | 262 | 177 |
| Wholesale trade..... | 36 | 9,994 | 25 | 101 | x |
| Selected service trades.... | 36 | 223 | 38 | 12 | 9 |

x Not available.

¹/ See General Description on this page for changes from the 1939 Census of Business in the coverage of Service Trades.²// Includes employees paid for less than the full workweek.

GENERAL DESCRIPTION OF PRELIMINARY RELEASES FOR THE 1948 CENSUS OF BUSINESS

This series of releases, of which one is planned for each county in the United States, presents preliminary results of the 1948 Census of Business. The information is based on reports submitted by business establishments for that Census. The figures shown are preliminary, and are subject to revision in the final Census publications, but the changes are expected to be relatively minor with respect to coverage. The final Census figures will be issued in a series of Business Census bulletins which will show additional detailed kind-of-business information for all places where there are a sufficient number of establishments.

The 1948 Census of Business was taken under the provision of the Act of June 19, 1948, which provides that the Business Census be taken for 1948 and for each fifth year thereafter. Previous Business Censuses were taken for the years 1929, 1938, 1945, and 1953.

Scope of the Census.—The 1948 Census of Business covered all establishments in the following trades, as defined by the Standard Industrial Classification Manual, May 1949 issue, of the Executive Office of the President: all retail trades; all wholesale trades; all service trades in the following four groups—personal services, business services, automobile repairs and services, and miscellaneous repair services; hotels; tourist courts and camps; and amusements, including motion picture theaters. Some important services not covered are radio broadcasting and television, medical and health, legal, educational, nonprofit, accounting, and domestic services.

This coverage is similar to that of the 1939 Business Census. However, "custom trades" and "services incidental to transportation," which are no longer included in the standard classification of the service trades, are not covered by the 1948 Census. In a number of localities, these exclusions as well as

other changes in the standard classification may have a considerable effect in comparing 1948 with 1939 data, particularly with respect to establishment count.


Establishment definition.—For Census purposes, a business establishment is defined to include only enterprises conducted from a recognizable place of business, provided that the annual sales were in excess of \$5,000 for a wholesale trade establishment and \$500 for establishments in other trades. A detailed analysis of coverage will be provided in future Census of Business publications.

"Number of establishments" is the number of separate business locations, rather than the number of business companies or organizations, since the Census figures represent information reported separately for each business location or establishment. The establishment count reflects the number of places in business at the end of 1948 excluding administrative and executive offices of multiunit organizations, and "chain store" warehouses.

Sales and receipts.—"1948 sales and receipts" represents sales of merchandise and receipts from repairs and other services to customers. The figures reflect deductions for returned goods and allowances, but not for trade-in allowances; they exclude sales and excise taxes collected from customers and paid directly to any taxing agency.

Proprietors.—"Active proprietors..." represents owners and partners of unincorporated businesses who devoted the major portion of their time to the business in November 1948.

Employment.—"Number of paid employees..." represents all employees on the pay roll for the pay period ending nearest November 15, 1948. "Full workweek" employees, whether regular or seasonal, are those who in the November 15 pay period were paid for working at least the number of hours typically worked in a week by employees of the reporting establishment.



1948 CENSUS OF BUSINESS

RETAIL, WHOLESALE, SERVICE TRADES

U. S. DEPARTMENT OF COMMERCE
BUREAU OF THE CENSUS

PRELIMINARY

For Release April 6, 1950

Release Series BC-1P-26-056

LINCOLN COUNTY, NEBR.

Retail, wholesale, and service establishments located in Lincoln County, Nebraska, showed a substantial expansion in dollar volume of trade from 1939 to 1948 according to preliminary figures from the 1948 Census of Business released today by the Bureau of the Census, U. S. Department of Commerce.

Retail sales in the county during 1948 aggregated \$31.8 million, an increase of 238 percent over the \$9.4 million in 1939, when the preceding Census of Business was taken. Wholesale sales in the county reached a total of \$26.0 million in 1948 as compared with \$4.7 million in 1939. The service trades included in the Census of Business recorded receipts totaling \$1.2 million in 1948 compared with \$0.5 million in 1939.

Employment in the county also rose over the 9-year period between 1939 and 1948 for the above trades. Establishments in these trades reported a combined total of 1,897 paid employees for the workweek ended nearest November 15, 1948. This compared with a total of 1,403 employees reported for the week of November 15, 1939.

These preliminary figures have been derived from a Census report on Lincoln County, Nebraska, which also includes data for the city of North Platte. Final figures, superseding the preliminary data for Lincoln County, will be included in a Bulletin for the State of Nebraska to be issued in several months. Similar data will be made available this year in preliminary and final form for each of the counties and States. A single copy of the preliminary release for Lincoln County as well as an order blank for other area releases may be obtained by writing to the Bureau of the Census, Washington 25, D. C.

Table 1.—CENSUS OF BUSINESS PRELIMINARY RESULTS FOR 1948, BY TRADE GROUP

LINCOLN COUNTY, NEBR.

| Trade group and kind of business | Number of establishments | 1948 sales and receipts (Thousand dollars) | Active proprietors of unincorporated businesses Nov. 1948 | Paid employees, workweek ended nearest Nov. 15, 1948 | |
|---|--------------------------|---|--|--|-------------------------|
| | | | | Total employees ¹ | Full workweek employees |
| RETAIL TRADE, total..... | 322 | 31,833 | 325 | 1,424 | 1,174 |
| Food group..... | 57 | 6,835 | 68 | 177 | 149 |
| Eating and drinking places..... | 62 | 2,272 | 76 | 294 | 247 |
| General merchandise grp, general stores | 10 | 3,654 | 5 | 295 | 208 |
| Apparel group..... | 16 | 1,196 | 12 | 69 | 60 |
| Furniture-home furnishgs-appliance grp | 18 | 1,658 | 14 | 64 | 52 |
| Automotive group..... | 24 | 5,340 | 26 | 146 | 144 |
| Gasoline service stations..... | 48 | 2,796 | 47 | 118 | 100 |
| Lumber-building-hardware group..... | 37 | 4,231 | 29 | 122 | 102 |
| Drug and proprietary stores..... | 12 | 900 | 14 | 53 | 38 |
| All other retail stores..... | 38 | 2,951 | 34 | 86 | 74 |
| WHOLESALE TRADE, total..... | 47 | 25,988 | 31 | 318 | x |
| Merchant wholesalers..... | 22 | 9,698 | 14 | 220 | x |
| Other types of wholesalers..... | 25 | 16,290 | 17 | 98 | x |
| SELECTED SERVICE TRADES, ^{2/} total..... | 100 | 1,171 | 111 | 155 | 139 |
| Personal services..... | 56 | 685 | 65 | 116 | 107 |
| All other service trades..... | 44 | 486 | 46 | 39 | 32 |
| TOURIST COURTS AND CAMPS..... | 23 | 310 | 20 | 29 | 24 |

x Not available.

^{1/} Includes employees paid for less than the full workweek.

^{2/} See General Description on last page for changes from the 1939 Census of Business in the coverage of Service Trades.

Table 2.—CENSUS OF BUSINESS PRELIMINARY RESULTS FOR 1948 FOR CITIES OF 2,500 INHABITANTS OR MORE

LINCOLN COUNTY, NEBR.

(Data omitted for trade groups where necessary to avoid disclosure)

| City and trade group ¹ | Number of establishments | 1948 sales and receipts (Thousand dollars) | Active proprietors of unincorporated businesses Nov. 1948 | Paid employees, workweek ended nearest Nov. 15, 1948 | |
|-----------------------------------|--------------------------|---|--|--|-------------------------|
| | | | | Total employees ² | Full workweek employees |
| North Platte: | | | | | |
| Retail trade..... | 205 | 27,153 | 213 | 1,227 | 1,018 |
| Selected service trades.... | 81 | 1,058 | 90 | 151 | 135 |
| Tourist courts and camps... | 13 | 234 | 11 | 18 | 15 |
| Remainder of county: | | | | | |
| Retail trade..... | 117 | 4,680 | 112 | 197 | 156 |
| Selected service trades.... | 19 | 113 | 21 | 4 | 4 |
| Tourist courts and camps... | 10 | 76 | 9 | 11 | 9 |

1/ See General Description on this page for changes from the 1939 Census of Business in the coverage of Service Trades.

2/ Includes employees paid for less than the full workweek.

GENERAL DESCRIPTION OF PRELIMINARY RELEASES FOR THE 1948 CENSUS OF BUSINESS

This series of releases, of which one is planned for each county in the United States, presents preliminary results of the 1948 Census of Business. The information is based on reports submitted by business establishments for that Census. The figures shown are preliminary, and are subject to revision in the final Census publications, but the changes are expected to be relatively minor with respect to coverage. The final Census figures will be issued in a series of Business Census bulletins which will show additional detailed kind-of-business information for all places where there are a sufficient number of establishments.

The 1948 Census of Business was taken under the provision of the Act of June 19, 1948, which provides that the Business Census be taken for 1948 and for each fifth year thereafter. Previous Business Censuses were taken for the years 1929, 1933, 1935, and 1939.

Scope of the Census.—The 1948 Census of Business covered all establishments in the following trades, as defined by the Standard Industrial Classification Manual, May 1949 issue, of the Executive Office of the President: all retail trades; all wholesale trades; all service trades in the following four groups—personal services, business services, automobile repairs and services, and miscellaneous repair services; hotels; tourist courts and camps; and amusements, including motion picture theaters. Some important services not covered are radio broadcasting and television, medical and health, legal, educational, nonprofit, accounting, and domestic services.

This coverage is similar to that of the 1939 Business Census. However, "custom trades" and "services incidental to transportation," which are no longer included in the standard classification of the service trades, are not covered by the 1948 Census. In a number of localities, these exclusions as well as other changes in the standard classification may have

a considerable effect in comparing 1948 with 1939 data, particularly with respect to establishment count.

Establishment definition.—For Census purposes, a business establishment is defined to include only enterprises conducted from a recognizable place of business, provided that the annual sales were in excess of \$5,000 for a wholesale trade establishment and \$500 for establishments in other trades. A detailed analysis of coverage will be provided in future Census of Business publications.

"Number of establishments" is the number of separate business locations, rather than the number of business companies or organizations, since the Census figures represent information reported separately for each business location or establishment. The establishment count reflects the number of places in business at the end of 1948 excluding administrative and executive offices of multiunit organizations, and "chain store" warehouses.

Sales and receipts.—"1948 sales and receipts" represents sales of merchandise and receipts from repairs and other services to customers. The figures reflect deductions for returned goods and allowances, but not for trade-in allowances; they exclude sales and excise taxes collected from customers and paid directly to any taxing agency.

Proprietors.—"Active proprietors..." represents owners and partners of unincorporated businesses who devoted the major portion of their time to the business in November 1948.

Employment.—"Number of paid employees..." represents all employees on the pay roll for the pay period ending nearest November 15, 1948. "Full workweek" employees, whether regular or seasonal, are those who in the November 15 pay period were paid for working at least the number of hours typically worked in a week by employees of the reporting establishment.

1948 CENSUS OF BUSINESS

RETAIL, WHOLESALE, SERVICE TRADES

U. S. DEPARTMENT OF COMMERCE
BUREAU OF THE CENSUS

PRELIMINARY

For Release April 6, 1950

Release Series BC-1P-26-057

LOGAN COUNTY, NEBR.

Retail establishments located in Logan County, Nebraska, showed an expansion in dollar volume of trade from 1939 to 1948 according to preliminary figures released today by the Bureau of the Census, U. S. Department of Commerce.

Seventeen retail establishments reported 1948 sales aggregating \$629,000, an increase of 98 percent over the \$317,000 reported by twenty-nine establishments in 1939, when the preceding Census of Business was taken.

Retail establishments reported eighteen active proprietors of unincorporated businesses in 1948 as compared with thirty proprietors in 1939. Twenty-two paid employees were reported for the workweek ended nearest November 15, 1948. Of these, sixteen worked the full workweek, and the remainder part of the week. The comparable figures for 1939 were twenty-six and nineteen.

These preliminary figures have been derived from a Census report on Logan County, Nebraska. Final figures, superseding the preliminary data for Logan County, will be included in a Bulletin for the State of Nebraska to be issued in several months. Similar data will be made available this year in preliminary and final form for each of the counties and States. A single copy of the preliminary release for Logan County as well as an order blank for other area releases may be obtained by writing to the Bureau of the Census, Washington 25, D. C.

1948 CENSUS OF BUSINESS

RETAIL, WHOLESALE, SERVICE TRADES

U. S. DEPARTMENT OF COMMERCE
BUREAU OF THE CENSUS

PRELIMINARY

For Release April 10, 1950

Release Series BC-1P-26-058


LOUP COUNTY, NEBR.

Retail establishments located in Loup County, Nebraska, showed an expansion in dollar volume of trade from 1939 to 1948 according to preliminary figures released today by the Bureau of the Census, U. S. Department of Commerce.

Fifteen retail establishments reported 1948 sales aggregating \$542,000, an increase of 245 percent over the \$157,000 reported by twenty-five establishments in 1939, when the preceding Census of Business was taken.

Retail establishments reported seventeen active proprietors of unincorporated businesses in 1948 as compared with twenty-four proprietors in 1939. Twenty-six paid employees were reported for the workweek ended nearest November 15, 1948. Of these, nineteen worked the full workweek, and the remainder part of the week. The comparable figures for 1939 were thirteen and seven.

These preliminary figures have been derived from a Census report on Loup County, Nebraska. Final figures, superseding the preliminary data for Loup County, will be included in a Bulletin for the State of Nebraska to be issued in several months. Similar data will be made available this year in preliminary and final form for each of the counties and States. A single copy of the preliminary release for Loup County as well as an order blank for other area releases may be obtained by writing to the Bureau of the Census, Washington 25, D. C.



1948 CENSUS OF BUSINESS

RETAIL, WHOLESALE, SERVICE TRADES

U. S. DEPARTMENT OF COMMERCE
BUREAU OF THE CENSUS

PRELIMINARY

For Release May 15, 1950

Release Series BC-1P-26-059

McPHERSON COUNTY, NEBR.

Retail establishments located in McPherson County, Nebraska, showed an expansion in dollar volume of trade from 1939 to 1948 according to preliminary figures released today by the Bureau of the Census, U. S. Department of Commerce.

Six retail establishments reported 1948 sales aggregating \$244,000, an increase of 180 percent over the \$87,000 reported by six establishments in 1939, when the preceding Census of Business was taken.

Retail establishments reported five active proprietors of unincorporated businesses in 1948 as compared with six proprietors in 1939. Three paid employees were reported for the workweek ended nearest November 15, 1948. Of these, two worked the full workweek, and one worked part of the week. Two full workweek employees were reported in 1939.

These preliminary figures have been derived from a Census report on McPherson County, Nebraska. Final figures, superseding the preliminary data for McPherson County, will be included in a Bulletin for the State of Nebraska to be issued in several months. Similar data will be made available this year in preliminary and final form for each of the counties and States. A single copy of the preliminary release for McPherson County as well as an order blank for other area releases may be obtained by writing to the Bureau of the Census, Washington 25, D. C.

GENERAL DESCRIPTION OF PRELIMINARY RELEASES FOR THE 1948 CENSUS OF BUSINESS

This series of releases, of which one is planned for each county in the United States, presents preliminary results of the 1948 Census of Business. The information is based on reports submitted by business establishments for that Census. The figures shown are preliminary, and are subject to revision in the final Census publications, but the changes are expected to be relatively minor with respect to coverage. The final Census figures will be issued in a series of Business Census bulletins which will show additional detailed kind-of-business information for all places where there are a sufficient number of establishments.

The 1948 Census of Business was taken under the provision of the Act of June 19, 1948, which provides that the Business Census be taken for 1948 and for each fifth year thereafter. Previous Business Censuses were taken for the years 1929, 1933, 1935, and 1939.

Scope of the Census.—The 1948 Census of Business covered all establishments in the following trades, as defined by the Standard Industrial Classification Manual, May 1949 issue, of the Executive Office of the President: all retail trades; all wholesale trades; all service trades in the following four groups—personal services, business services, automobile repairs and services, and miscellaneous repair services; hotels; tourist courts and camps; and amusements, including motion picture theaters. Some important services not covered are radio broadcasting and television, medical and health, legal, educational, nonprofit, accounting, and domestic services.

This coverage is similar to that of the 1939 Business Census. However, "custom trades" and "services incidental to transportation," which are no longer included in the standard classification of the service trades, are not covered by the 1948 Census. In a number of localities, these exclusions as well as other changes in the standard classification may have a considerable effect in comparing

1948 with 1939 data, particularly with respect to establishment count.

Establishment definition.—For Census purposes, a business establishment is defined to include only enterprises conducted from a recognizable place of business, provided that the annual sales were in excess of \$5,000 for a wholesale trade establishment and \$500 for establishments in other trades. A detailed analysis of coverage will be provided in future Census of Business publications.

"Number of establishments" is the number of separate business locations, rather than the number of business companies or organizations, since the Census figures represent information reported separately for each business location or establishment. The establishment count reflects the number of places in business at the end of 1948 excluding administrative and executive offices of multiunit organizations, and "chain store" warehouses.

Sales and receipts.—"1948 sales and receipts" represents sales of merchandise and receipts from repairs and other services to customers. The figures reflect deductions for returned goods and allowances, but not for trade-in allowances; they exclude sales and excise taxes collected from customers and paid directly to any taxing agency.

Proprietors.—"Active proprietors..." represents owners and partners of unincorporated businesses who devoted the major portion of their time to the business in November 1948.

Employment.—"Number of paid employees..." represents all employees on the pay roll for the pay period ending nearest November 15, 1948. "Full workweek" employees, whether regular or seasonal, are those who in the November 15 pay period were paid for working at least the number of hours typically worked in a week by employees of the reporting establishment.

1948 CENSUS OF BUSINESS

RETAIL, WHOLESALE, SERVICE TRADES

U. S. DEPARTMENT OF COMMERCE
BUREAU OF THE CENSUS

PRELIMINARY

For Release April 10, 1950

Release Series BC-1P-26-060

MADISON COUNTY, NEBR.

Retail, wholesale, and service establishments located in Madison County, Nebraska, showed a substantial expansion in dollar volume of trade from 1939 to 1948 according to preliminary figures from the 1948 Census of Business released today by the Bureau of the Census, U. S. Department of Commerce.

Retail sales in the county during 1948 aggregated \$31.5 million, an increase of 294 percent over the \$8.0 million in 1939, when the preceding Census of Business was taken. Wholesale sales in the county reached a total of \$39.9 million in 1948 as compared with \$5.5 million in 1939. The service trades included in the Census of Business recorded receipts totaling \$1.4 million in 1948 compared with \$0.6 million in 1939.

Employment in the county also rose over the 9-year period between 1939 and 1948 for the above trades. Establishments in these trades reported a combined total of 2,192 paid employees for the workweek ended nearest November 15, 1948. This compared with a total of 1,423 employees reported for the week of November 15, 1939.

These preliminary figures have been derived from a Census report on Madison County, Nebraska, which also includes data for the city of Norfolk. Final figures, superseding the preliminary data for Madison County, will be included in a Bulletin for the State of Nebraska to be issued in several months. Similar data will be made available this year in preliminary and final form for each of the counties and States. A single copy of the preliminary release for Madison County as well as an order blank for other area releases may be obtained by writing to the Bureau of the Census, Washington 25, D. C.

Table 1.—CENSUS OF BUSINESS PRELIMINARY RESULTS FOR 1948, BY TRADE GROUP
MADISON COUNTY, NEBR.

| Trade group and kind of business | Number of establishments | 1948 sales and receipts (Thousand dollars) | Active proprietors of unincorporated businesses Nov. 1948 | Paid employees, workweek ended nearest Nov. 15, 1948 | |
|---|--------------------------|---|--|--|-------------------------|
| | | | | Total employees ¹ | Full workweek employees |
| RETAIL TRADE, total..... | 393 | 31,491 | 384 | 1,570 | 1,259 |
| Food group..... | 64 | 4,976 | 68 | 175 | 125 |
| Eating and drinking places..... | 62 | 1,850 | 68 | 213 | 145 |
| General merchandise grp, general stores | 15 | 3,926 | 10 | 297 | 216 |
| Apparel group..... | 18 | 1,426 | 16 | 68 | 62 |
| Furniture-home furnishings-appliance grp | 28 | 2,330 | 24 | 102 | 96 |
| Automotive group..... | 22 | 4,803 | 16 | 166 | 163 |
| Gasoline service stations..... | 55 | 2,714 | 48 | 126 | 109 |
| Lumber-building-hardware group..... | 54 | 6,091 | 54 | 251 | 212 |
| Drug and proprietary stores..... | 12 | 617 | 14 | 37 | 28 |
| All other retail stores..... | 63 | 2,758 | 66 | 135 | 103 |
| WHOLESALE TRADE..... | 58 | 39,873 | 35 | 421 | x |
| SELECTED SERVICE TRADES, ^{2/} total..... | 100 | 1,360 | 98 | 201 | 191 |
| Personal services..... | 60 | 900 | 58 | 168 | 159 |
| All other service trades..... | 40 | 460 | 40 | 33 | 32 |

x Not available.

^{1/} Includes employees paid for less than the full workweek.

^{2/} See General Description on last page for changes from the 1939 Census of Business in the coverage of Service Trades.

Table 2.—CENSUS OF BUSINESS PRELIMINARY RESULTS FOR 1948 FOR CITIES OF 2,500 INHABITANTS OR MORE

MADISON COUNTY, NEBR.

(Data omitted for trade groups where necessary to avoid disclosure)

| City and trade group ¹ | Number of establishments | 1948 sales and receipts (Thousand dollars) | Active proprietors of unincorporated businesses Nov. 1948 | Paid employees, workweek ended nearest Nov. 15, 1948 | |
|-----------------------------------|--------------------------|---|--|--|-------------------------|
| | | | | Total employees ² | Full workweek employees |
| Norfolk: | | | | | |
| Retail trade..... | 223 | 22,979 | 205 | 1,184 | 988 |
| Selected service trades... | 65 | 1,145 | 63 | 187 | 180 |
| Remainder of county: | | | | | |
| Retail trade..... | 170 | 8,512 | 179 | 386 | 271 |
| Selected service trades... | 35 | 215 | 35 | 14 | 11 |

1/ See General Description on this page for changes from the 1939 Census of Business in the coverage of Service Trades.

2/ Includes employees paid for less than the full workweek.

GENERAL DESCRIPTION OF PRELIMINARY RELEASES FOR THE 1948 CENSUS OF BUSINESS

This series of releases, of which one is planned for each county in the United States, presents preliminary results of the 1948 Census of Business. The information is based on reports submitted by business establishments for that Census. The figures shown are preliminary, and are subject to revision in the final Census publications, but the changes are expected to be relatively minor with respect to coverage. The final Census figures will be issued in a series of Business Census bulletins which will show additional detailed kind-of-business information for all places where there are a sufficient number of establishments.

The 1948 Census of Business was taken under the provision of the Act of June 19, 1948, which provides that the Business Census be taken for 1948 and for each fifth year thereafter. Previous Business Censuses were taken for the years 1929, 1933, 1935, and 1939.

Scope of the Census.—The 1948 Census of Business covered all establishments in the following trades, as defined by the Standard Industrial Classification Manual, May 1949 issue, of the Executive Office of the President: all retail trades; all wholesale trades; all service trades in the following four groups—personal services, business services, automobile repairs and services, and miscellaneous repair services; hotels; tourist courts and camps; and amusements, including motion picture theaters. Some important services not covered are radio broadcasting and television, medical and health, legal, educational, nonprofit, accounting, and domestic services.

This coverage is similar to that of the 1939 Business Census. However, "custom trades" and "services incidental to transportation," which are no longer included in the standard classification of the service trades, are not covered by the 1948 Census. In a number of localities, these exclusions as well as other changes in the standard classification may have

a considerable effect in comparing 1948 with 1939 data, particularly with respect to establishment count.

Establishment definition.—For Census purposes, a business establishment is defined to include only enterprises conducted from a recognizable place of business, provided that the annual sales were in excess of \$5,000 for a wholesale trade establishment and \$500 for establishments in other trades. A detailed analysis of coverage will be provided in future Census of Business publications.

"Number of establishments" is the number of separate business locations, rather than the number of business companies or organizations, since the Census figures represent information reported separately for each business location or establishment. The establishment count reflects the number of places in business at the end of 1948 excluding administrative and executive offices of multiunit organizations, and "chain store" warehouses.

Sales and receipts.—"1948 sales and receipts" represents sales of merchandise and receipts from repairs and other services to customers. The figures reflect deductions for returned goods and allowances, but not for trade-in allowances; they exclude sales and excise taxes collected from customers and paid directly to any taxing agency.

Proprietors.—"Active proprietors..." represents owners and partners of unincorporated businesses who devoted the major portion of their time to the business in November 1948.

Employment.—"Number of paid employees..." represents all employees on the pay roll for the pay period ending nearest November 15, 1948. "Full workweek" employees, whether regular or seasonal, are those who in the November 15 pay period were paid for working at least the number of hours typically worked in a week by employees of the reporting establishment.

1948 CENSUS OF BUSINESS

RETAIL, WHOLESALE, SERVICE TRADES

U. S. DEPARTMENT OF COMMERCE
BUREAU OF THE CENSUS

PRELIMINARY

For Release April 6, 1950

Release Series BC-1P-26-061

MERRICK COUNTY, NEBR.

Retail, wholesale, and service establishments located in Merrick County, Nebraska, showed a substantial expansion in dollar volume of trade from 1939 to 1948 according to preliminary figures from the 1948 Census of Business released today by the Bureau of the Census, U. S. Department of Commerce.

Retail sales in the county during 1948 aggregated \$8.5 million, an increase of 305 percent over the \$2.1 million in 1939, when the preceding Census of Business was taken. Wholesale sales in the county reached a total of \$5.2 million in 1948 as compared with \$1.6 million in 1939. The service trades included in the Census of Business recorded receipts totaling \$404,000 in 1948 compared with \$94,000 in 1939.

Employment in the county also rose over the 9-year period between 1939 and 1948 for the above trades. Establishments in these trades reported a combined total of 434 paid employees for the workweek ended nearest November 15, 1948. This compared with a total of 334 employees reported for the week of November 15, 1939.

These preliminary figures have been derived from a Census report on Merrick County, Nebraska. Final figures, superseding the preliminary data for Merrick County, will be included in a Bulletin for the State of Nebraska to be issued in several months. Similar data will be made available this year in preliminary and final form for each of the counties and States. A single copy of the preliminary release for Merrick County as well as an order blank for other area release may be obtained by writing to the Bureau of the Census, Washington 25, D. C.

Table 1.—CENSUS OF BUSINESS PRELIMINARY RESULTS FOR 1948, BY TRADE GROUP

MERRICK COUNTY, NEBR.

| Trade group and kind of business | Number of establishments | 1948 sales and receipts (Thousand dollars) | Active proprietors of unincorporated businesses Nov. 1948 | Paid employees, workweek ended nearest Nov. 15, 1948 | |
|---|--------------------------|---|--|--|-------------------------|
| | | | | Total employees ¹ | Full workweek employees |
| RETAIL TRADE, total..... | 155 | 8,458 | 168 | 358 | 277 |
| Food group..... | 21 | 1,187 | 23 | 39 | 26 |
| Eating and drinking places..... | 21 | 428 | 24 | 53 | 40 |
| General merchandise grp, general stores. | 11 | 764 | 8 | 44 | 26 |
| Furniture-home furnishgs-appliance grp. | 12 | 409 | 13 | 19 | 16 |
| Automotive group..... | 9 | 665 | 11 | 16 | 16 |
| Gasoline service stations..... | 34 | 1,535 | 37 | 54 | 46 |
| Lumber-building-hardware group..... | 21 | 2,403 | 21 | 84 | 73 |
| Drug and proprietary stores..... | 5 | 208 | 6 | 16 | 10 |
| All other retail stores..... | 21 | 859 | 25 | 33 | 24 |
| WHOLESALE TRADE..... | 18 | 5,190 | 8 | 36 | x |
| SELECTED SERVICE TRADES, ^{2/} total..... | 49 | 404 | 54 | 40 | 37 |
| Personal services..... | 21 | 147 | 22 | 20 | 19 |
| All other service trades..... | 28 | 257 | 32 | 20 | 18 |

x Not available.

^{1/} Includes employees paid for less than the full workweek.

^{2/} See General Description on this page for changes from the 1939 Census of Business in the coverage of Service Trades.

GENERAL DESCRIPTION OF PRELIMINARY RELEASES FOR THE 1948 CENSUS OF BUSINESS

This series of releases, of which one is planned for each county in the United States, presents preliminary results of the 1948 Census of Business. The information is based on reports submitted by business establishments for that Census. The figures shown are preliminary, and are subject to revision in the final Census publications, but the changes are expected to be relatively minor with respect to coverage. The final Census figures will be issued in a series of Business Census bulletins which will show additional detailed kind-of-business information for all places where there are a sufficient number of establishments.

The 1948 Census of Business was taken under the provision of the Act of June 19, 1948, which provides that the Business Census be taken for 1948 and for each fifth year thereafter. Previous Business Censuses were taken for the years 1929, 1933, 1935, and 1939.

Scope of the Census.—The 1948 Census of Business covered all establishments in the following trades, as defined by the Standard Industrial Classification Manual, May 1949 issue, of the Executive Office of the President: all retail trades; all wholesale trades; all service trades in the following four groups—personal services, business services, automobile repairs and services, and miscellaneous repair services; hotels; tourist courts and camps; and amusements, including motion picture theaters. Some important services not covered are radio broadcasting and television, medical and health, legal, educational, nonprofit, accounting, and domestic services.

This coverage is similar to that of the 1939 Business Census. However, "custom trades" and "services incidental to transportation," which are no longer included in the standard classification of the service trades, are not covered by the 1948 Census. In a number of localities, these exclusions as well as

other changes in the standard classification may have a considerable effect in comparing 1948 with 1939 data, particularly with respect to establishment count.

Establishment definition.—For Census purposes, a business establishment is defined to include only enterprises conducted from a recognizable place of business, provided that the annual sales were in excess of \$5,000 for a wholesale trade establishment and \$500 for establishments in other trades. A detailed analysis of coverage will be provided in future Census of Business publications.

"Number of establishments" is the number of separate business locations, rather than the number of business companies or organizations, since the Census figures represent information reported separately for each business location or establishment. The establishment count reflects the number of places in business at the end of 1948 excluding administrative and executive offices of multinational organizations, and "chain store" warehouses.

Sales and receipts.—"1948 sales and receipts" represents sales of merchandise and receipts from repairs and other services to customers. The figures reflect deductions for returned goods and allowances, but not for trade-in allowances; they exclude sales and excise taxes collected from customers and paid directly to any taxing agency.

Proprietors.—"Active proprietors..." represents owners and partners of unincorporated businesses who devoted the major portion of their time to the business in November 1948.

Employment.—"Number of paid employees..." represents all employees on the pay roll for the pay period ending nearest November 15, 1948. "Full workweek" employees, whether regular or seasonal, are those who in the November 15 pay period were paid for working at least the number of hours typically worked in a week by employees of the reporting establishment.

1948 CENSUS OF BUSINESS

RETAIL, WHOLESALE, SERVICE TRADES

U. S. DEPARTMENT OF COMMERCE
BUREAU OF THE CENSUS

PRELIMINARY

For Release April 6, 1950

Release Series BC-1P-26-062

MORRILL COUNTY, NEBR.

Retail, wholesale, and service establishments located in Morrill County, Nebraska, showed a substantial expansion in dollar volume of trade from 1939 to 1948 according to preliminary figures from the 1948 Census of Business released today by the Bureau of the Census, U. S. Department of Commerce.

Retail sales in the county during 1948 aggregated \$7.4 million, an increase of 236 percent over the \$2.2 million in 1939, when the preceding Census of Business was taken. Wholesale sales in the county reached a total of \$2.7 million in 1948 as compared with \$0.6 million in 1939. The service trades included in the Census of Business recorded receipts totaling \$233,000 in 1948 compared with \$75,000 in 1939.

Employment in the county also rose over the 9-year period between 1939 and 1948 for the above trades. Establishments in these trades reported a combined total of 378 paid employees for the workweek ended nearest November 15, 1948. This compared with a total of 254 employees reported for the week of November 15, 1939.

These preliminary figures have been derived from a Census report on Morrill County, Nebraska. Final figures, superseding the preliminary data for Morrill County, will be included in a Bulletin for the State of Nebraska to be issued in several months. Similar data will be made available this year in preliminary and final form for each of the counties and States. A single copy of the preliminary release for Morrill County as well as an order blank for other area releases may be obtained by writing to the Bureau of the Census, Washington 25, D. C.

Table 1.—CENSUS OF BUSINESS PRELIMINARY RESULTS FOR 1948, BY TRADE GROUP
MORRILL COUNTY, NEBR.

| Trade group and kind of business | Number of establishments | 1948 sales and receipts (Thousand dollars) | Active proprietors of unincorporated businesses Nov. 1948 | Paid employees, workweek ended nearest Nov. 15, 1948 | |
|---|--------------------------|---|--|--|-------------------------|
| | | | | Total employees ¹ | Full workweek employees |
| RETAIL TRADE, total..... | 130 | 7,363 | 130 | 323 | 253 |
| Food group..... | 25 | 1,473 | 30 | 57 | 38 |
| Eating and drinking places..... | 22 | 441 | 27 | 63 | 41 |
| Gasoline service stations..... | 18 | 575 | 21 | 11 | 9 |
| All other retail stores..... | 65 | 4,874 | 52 | 192 | 165 |
| WHOLESALE TRADE..... | 17 | 2,665 | 16 | 35 | x |
| SELECTED SERVICE TRADES, ^{2/} total... | 38 | 233 | 39 | 20 | 16 |
| Personal services..... | 20 | 131 | 20 | 14 | 12 |
| All other service trades..... | 18 | 102 | 19 | 6 | 4 |
| HOTELS..... | 7 | 21 | 7 | 2 | - |

x Not available.

1/ Includes employees paid for less than the full workweek.

2/ See General Description on last page for changes from the 1939 Census of Business in the coverage of Service Trades.

GENERAL DESCRIPTION OF PRELIMINARY RELEASES FOR THE 1948 CENSUS OF BUSINESS

This series of releases, of which one is planned for each county in the United States, presents preliminary results of the 1948 Census of Business. The information is based on reports submitted by business establishments for that Census. The figures shown are preliminary, and are subject to revision in the final Census publications, but the changes are expected to be relatively minor with respect to coverage. The final Census figures will be issued in a series of Business Census bulletins which will show additional detailed kind-of-business information for all places where there are a sufficient number of establishments.

The 1948 Census of Business was taken under the provision of the Act of June 19, 1948, which provides that the Business Census be taken for 1948 and for each fifth year thereafter. Previous Business Censuses were taken for the years 1929, 1933, 1935, and 1939.

Scope of the Census.—The 1948 Census of Business covered all establishments in the following trades, as defined by the Standard Industrial Classification Manual, May 1949 issue, of the Executive Office of the President: all retail trades; all wholesale trades; all service trades in the following four groups—personal services, business services, automobile repairs and services, and miscellaneous repair services; hotels; tourist courts and camps; and amusements, including motion picture theaters. Some important services not covered are radio broadcasting and television, medical and health, legal, educational, nonprofit, accounting, and domestic services.

This coverage is similar to that of the 1939 Business Census. However, "custom trades" and "services incidental to transportation," which are no longer included in the standard classification of the service trades, are not covered by the 1948 Census. In a number of localities, these exclusions as well as other changes in the standard classification may have a considerable effect in comparing

1948 with 1939 data, particularly with respect to establishment count.

Establishment definition.—For Census purposes, a business establishment is defined to include only enterprises conducted from a recognizable place of business, provided that the annual sales were in excess of \$5,000 for a wholesale trade establishment and \$500 for establishments in other trades. A detailed analysis of coverage will be provided in future Census of Business publications.

"Number of establishments" is the number of separate business locations, rather than the number of business companies or organizations, since the Census figures represent information reported separately for each business location or establishment. The establishment count reflects the number of places in business at the end of 1948 excluding administrative and executive offices of multiunit organizations, and "chain store" warehouses.

Sales and receipts.—"1948 sales and receipts" represents sales of merchandise and receipts from repairs and other services to customers. The figures reflect deductions for returned goods and allowances, but not for trade-in allowances; they exclude sales and excise taxes collected from customers and paid directly to any taxing agency.

Proprietors.—"Active proprietors..." represents owners and partners of unincorporated businesses who devoted the major portion of their time to the business in November 1948.

Employment.—"Number of paid employees..." represents all employees on the pay roll for the pay period ending nearest November 15, 1948. "Full workweek" employees, whether regular or seasonal, are those who in the November 15 pay period were paid for working at least the number of hours typically worked in a week by employees of the reporting establishment.

1948 CENSUS OF BUSINESS

RETAIL, WHOLESALE, SERVICE TRADES

U. S. DEPARTMENT OF COMMERCE
BUREAU OF THE CENSUS

PRELIMINARY

For Release April 6, 1950

Release Series BC-1P-26-063

NANCE COUNTY, NEBR.

Retail, wholesale, and service establishments located in Nance County, Nebraska, showed a substantial expansion in dollar volume of trade from 1939 to 1948 according to preliminary figures from the 1948 Census of Business released today by the Bureau of the Census, U. S. Department of Commerce.

Retail sales in the county during 1948 aggregated \$4.6 million, an increase of 254 percent over the \$1.3 million in 1939, when the preceding Census of Business was taken. Wholesale sales in the county reached a total of \$2.4 million in 1948 as compared with \$0.3 million in 1939. The service trades included in the Census of Business recorded receipts totaling \$173,000 in 1948 compared with \$56,000 in 1939.

Employment in the county also rose over the 9-year period between 1939 and 1948 for the above trades. Establishments in these trades reported a combined total of 223 paid employees for the workweek ended nearest November 15, 1948. This compared with a total of 169 employees reported for the week of November 15, 1939.

These preliminary figures have been derived from a Census report on Nance County, Nebraska. Final figures, superseding the preliminary data for Nance County, will be included in a Bulletin for the State of Nebraska to be issued in several months. Similar data will be made available this year in preliminary and final form for each of the counties and States. A single copy of the preliminary release for Nance County as well an order blank for other area releases may be obtained by writing to the Bureau of the Census, Washington 25, D. C.

Table 1.—CENSUS OF BUSINESS PRELIMINARY RESULTS FOR 1948, BY TRADE GROUP

NANCE COUNTY, NEBR.

| Trade group and kind of business | Number of establishments | 1948 sales and receipts (Thousand dollars) | Active proprietors of unincorporated businesses Nov. 1948 | Paid employees, workweek ended nearest Nov. 15, 1948 | |
|--|--------------------------|---|--|--|-------------------------|
| | | | | Total employees ¹ | Full workweek employees |
| RETAIL TRADE, total..... | 89 | 4,631 | 93 | 197 | 146 |
| Food group..... | 9 | 798 | 11 | 25 | 18 |
| Eating and drinking places..... | 16 | 335 | 19 | 28 | 24 |
| Gasoline service stations..... | 12 | 648 | 10 | 19 | 19 |
| All other retail stores..... | 52 | 2,850 | 53 | 125 | 85 |
| WHOLESALE TRADE..... | 12 | 2,355 | 7 | 14 | x |
| SELECTED SERVICE TRADES, ^{2/} total.. | 34 | 173 | 37 | 12 | 10 |
| Personal services..... | 19 | 56 | 20 | 5 | 3 |
| All other service trades..... | 15 | 117 | 17 | 7 | 7 |

x Not available.

1/ Includes employees paid for less than the full workweek

2/ See General Description on last page for changes from the 1939 Census of Business in the coverage of Service Trades.

GENERAL DESCRIPTION OF PRELIMINARY RELEASES FOR THE
1948 CENSUS OF BUSINESS

This series of releases, of which one is planned for each county in the United States, presents preliminary results of the 1948 Census of Business. The information is based on reports submitted by business establishments for that Census. The figures shown are preliminary, and are subject to revision in the final Census publications, but the changes are expected to be relatively minor with respect to coverage. The final Census figures will be issued in a series of Business Census bulletins which will show additional detailed kind-of-business information for all places where there are a sufficient number of establishments.

The 1948 Census of Business was taken under the provision of the Act of June 19, 1948, which provides that the Business Census be taken for 1948 and for each fifth year thereafter. Previous Business Censuses were taken for the years 1929, 1933, 1935, and 1939.

Scope of the Census.—The 1948 Census of Business covered all establishments in the following trades, as defined by the Standard Industrial Classification Manual, May 1949 issue, of the Executive Office of the President: all retail trades; all wholesale trades; all service trades in the following four groups—personal services, business services, automobile repairs and services, and miscellaneous repair services; hotels; tourist courts and camps; and amusements, including motion picture theaters. Some important services not covered are radio broadcasting and television, medical and health, legal, educational, nonprofit, accounting, and domestic services.

This coverage is similar to that of the 1939 Business Census. However, "custom trades" and "services incidental to transportation," which are no longer included in the standard classification of the service trades, are not covered by the 1948 Census. In a number of localities, these exclusions as well as other changes in the standard classification may have a considerable effect in comparing

1948 with 1939 data, particularly with respect to establishment count.

Establishment definition.—For Census purposes, a business establishment is defined to include only enterprises conducted from a recognizable place of business, provided that the annual sales were in excess of \$5,000 for a wholesale trade establishment and \$500 for establishments in other trades. A detailed analysis of coverage will be provided in future Census of Business publications.

"Number of establishments" is the number of separate business locations, rather than the number of business companies or organizations, since the Census figures represent information reported separately for each business location or establishment. The establishment count reflects the number of places in business at the end of 1948 excluding administrative and executive offices of multiunit organizations, and "chain store" warehouses.

Sales and receipts.—"1948 sales and receipts" represents sales of merchandise and receipts from repairs and other services to customers. The figures reflect deductions for returned goods and allowances, but not for trade-in allowances; they exclude sales and excise taxes collected from customers and paid directly to any taxing agency.

Proprietors.—"Active proprietors..." represents owners and partners of unincorporated businesses who devoted the major portion of their time to the business in November 1948.

Employment.—"Number of paid employees..." represents all employees on the pay roll for the pay period ending nearest November 15, 1948. "Full workweek" employees, whether regular or seasonal, are those who in the November 15 pay period were paid for working at least the number of hours typically worked in a week by employees of the reporting establishment.

1948 CENSUS OF BUSINESS

RETAIL, WHOLESALE, SERVICE TRADES

U. S. DEPARTMENT OF COMMERCE
BUREAU OF THE CENSUS

PRELIMINARY

For Release April 19, 1950

Release Series BC-1P-26-064

NEMAHA COUNTY, NEBR.

Retail, wholesale, and service establishments located in Nemaha County, Nebraska, showed a substantial expansion in dollar volume of trade from 1939 to 1948 according to preliminary figures from the 1948 Census of Business released today by the Bureau of the Census, U. S. Department of Commerce.

Retail sales in the county during 1948 aggregated \$7.8 million, an increase of 169 percent over the \$2.9 million in 1939, when the preceding Census of Business was taken. Wholesale sales in the county reached a total of \$6.2 million in 1948 as compared with \$1.6 million in 1939. The service trades included in the Census of Business recorded receipts totaling \$275,000 in 1948 compared with \$123,000 in 1939.

Employment in the county also rose over the 9-year period between 1939 and 1948 for the above trades. Establishments in these trades reported a combined total of 387 paid employees for the workweek ended nearest November 15, 1948. This compared with a total of 326 employees reported for the week of November 15, 1939.

These preliminary figures have been derived from a Census report on Nemaha County, Nebraska, which also includes data for the city of Auburn. Final figures, superseding the preliminary data for Nemaha County, will be included in a Bulletin for the State of Nebraska to be issued in several months. Similar data will be made available this year in preliminary and final form for each of the counties and States. A single copy of the preliminary release for Nemaha County as well as an order blank for other area releases may be obtained by writing to the Bureau of the Census, Washington 25, D. C.

Table 1.—CENSUS OF BUSINESS PRELIMINARY RESULTS FOR 1948, BY TRADE GROUP

NEMAHA COUNTY, NEBR.

| Trade group and kind of business | Number of establishments | 1948 sales and receipts (Thousand dollars) | Active proprietors of unincorporated businesses Nov. 1948 | Paid employees, workweek ended nearest Nov. 15, 1948 | |
|---|--------------------------|---|--|--|-------------------------|
| | | | | Total employees ¹ | Full workweek employees |
| RETAIL TRADE, total..... | 155 | 7,834 | 163 | 298 | 236 |
| Food group..... | 27 | 1,722 | 29 | 48 | 29 |
| Eating and drinking places..... | 28 | 564 | 32 | 59 | 43 |
| Apparel group..... | 8 | 483 | 9 | 19 | 11 |
| Furniture-home furnishings-appliance grp. | 7 | 189 | 9 | 5 | 5 |
| Automotive group..... | 9 | 1,177 | 10 | 39 | 38 |
| Gasoline service stations..... | 29 | 814 | 26 | 31 | 26 |
| Lumber-building-hardware group..... | 22 | 2,011 | 26 | 67 | 60 |
| All other retail stores..... | 25 | 874 | 22 | 30 | 24 |
| WHOLESALE TRADE..... | 27 | 6,200 | 20 | 58 | x |
| SELECTED SERVICE TRADES, ^{2/} total..... | 40 | 275 | 43 | 31 | 27 |
| Personal services..... | 24 | 145 | 26 | 20 | 18 |
| All other service trades..... | 16 | 130 | 17 | 11 | 9 |

x Not available.

^{1/} Includes employees paid for less than the full workweek.

^{2/} See General Description on last page for changes from the 1939 Census of Business in the coverage of Service Trades.

90081

Table 2.—CENSUS OF BUSINESS PRELIMINARY RESULTS FOR 1948 FOR CITIES OF 2,500 INHABITANTS OR MORE

NEMAHA COUNTY, NEBR.

(Data omitted for trade groups where necessary to avoid disclosure)

| City and trade group ¹ | Number of establishments | 1948 sales and receipts (Thousand dollars) | Active proprietors of unincorporated businesses Nov. 1948 | Paid employees, workweek ended nearest Nov. 15, 1948 | |
|-----------------------------------|--------------------------|---|--|--|-------------------------|
| | | | | Total employees ² | Full workweek employees |
| Auburn: | | | | | |
| Retail trade..... | 91 | 6,117 | 95 | 238 | 193 |
| Selected service trades... | 26 | 214 | 29 | 24 | 22 |
| Remainder of county: | | | | | |
| Retail trade..... | 64 | 1,717 | 68 | 60 | 43 |
| Selected service trades... | 14 | 61 | 14 | 7 | 5 |

- 1/ See General Description on this page for changes from the 1939 Census of Business in the coverage of Service Trades.
- 2/ Includes employees paid for less than the full workweek.

GENERAL DESCRIPTION OF PRELIMINARY RELEASES FOR THE 1948 CENSUS OF BUSINESS

This series of releases, of which one is planned for each county in the United States, presents preliminary results of the 1948 Census of Business. The information is based on reports submitted by business establishments for that Census. The figures shown are preliminary, and are subject to revision in the final Census publications, but the changes are expected to be relatively minor with respect to coverage. The final Census figures will be issued in a series of Business Census bulletins which will show additional detailed kind-of-business information for all places where there are a sufficient number of establishments.

The 1948 Census of Business was taken under the provision of the Act of June 19, 1948, which provides that the Business Census be taken for 1948 and for each fifth year thereafter. Previous Business Censuses were taken for the years 1929, 1933, 1935, and 1939.

Scope of the Census.—The 1948 Census of Business covered all establishments in the following trades, as defined by the Standard Industrial Classification Manual, May 1949 issue, of the Executive Office of the President: all retail trades; all wholesale trades; all service trades in the following four groups—personal services, business services, automobile repairs and services, and miscellaneous repair services; hotels; tourist courts and camps; and amusements, including motion picture theaters. Some important services not covered are radio broadcasting and television, medical and health, legal, educational, nonprofit, accounting, and domestic services.

This coverage is similar to that of the 1939 Business Census. However, "custom trades" and "services incidental to transportation," which are no longer included in the standard classification of the service trades, are not covered by the 1948 Census. In a number of localities, these exclusions as well as other changes in the standard classification may have

a considerable effect in comparing 1948 with 1939 data, particularly with respect to establishment count.

Establishment definition.—For Census purposes, a business establishment is defined to include only enterprises conducted from a recognizable place of business, provided that the annual sales were in excess of \$5,000 for a wholesale trade establishment and \$500 for establishments in other trades. A detailed analysis of coverage will be provided in future Census of Business publications.

"Number of establishments" is the number of separate business locations, rather than the number of business companies or organizations, since the Census figures represent information reported separately for each business location or establishment. The establishment count reflects the number of places in business at the end of 1948 excluding administrative and executive offices of multiunit organizations, and "chain store" warehouses.

Sales and receipts.—"1948 sales and receipts" represents sales of merchandise and receipts from repairs and other services to customers. The figures reflect deductions for returned goods and allowances, but not for trade-in allowances; they exclude sales and excise taxes collected from customers and paid directly to any taxing agency.

Proprietors.—"Active proprietors..." represents owners and partners of unincorporated businesses who devoted the major portion of their time to the business in November 1948.

Employment.—"Number of paid employees..." represents all employees on the pay roll for the pay period ending nearest November 15, 1948. "Full workweek" employees, whether regular or seasonal, are those who in the November 15 pay period were paid for working at least the number of hours typically worked in a week by employees of the reporting establishment.

1948 CENSUS OF BUSINESS

RETAIL, WHOLESALE, SERVICE TRADES

U. S. DEPARTMENT OF COMMERCE
BUREAU OF THE CENSUS

PRELIMINARY

For Release April 6, 1950

Release Series BC-1P-26-065

NUCKOLLS COUNTY, NEBR.

Retail, wholesale, and service establishments located in Nuckolls County, Nebraska, showed a substantial expansion in dollar volume of trade from 1939 to 1948 according to preliminary figures from the 1948 Census of Business released today by the Bureau of the Census, U. S. Department of Commerce.

Retail sales in the county during 1948 aggregated \$8.3 million, an increase of 295 percent over the \$2.1 million in 1939, when the preceding Census of Business was taken. Wholesale sales in the county reached a total of \$10.2 million in 1948 as compared with \$1.1 million in 1939. The service trades included in the Census of Business recorded receipts totaling \$278,000 in 1948 compared with \$114,000 in 1939.

Employment in the county also rose over the 9-year period between 1939 and 1948 for the above trades. Establishments in these trades reported a combined total of 480 paid employees for the workweek ended nearest November 15, 1948. This compared with a total of 308 employees reported for the week of November 15, 1939.

These preliminary figures have been derived from a Census report on Nuckolls County, Nebraska, which also includes data for the city of Superior. Final figures, superseding the preliminary data for Nuckolls County, will be included in a Bulletin for the State of Nebraska to be issued in several months. Similar data will be made available this year in preliminary and final form for each of the counties and States. A single copy of the preliminary release for Nuckolls County as well as an order blank for other area releases may be obtained by writing to the Bureau of the Census, Washington 25, D. C.

Table 1.—CENSUS OF BUSINESS PRELIMINARY RESULTS FOR 1948, BY TRADE GROUP

NUCKOLLS COUNTY, NEBR.

| Trade group and kind of business | Number of establishments | 1948 sales and receipts (Thousand dollars) | Active proprietors of unincorporated businesses Nov. 1948 | Paid employees, workweek ended nearest Nov. 15, 1948 | |
|---|--------------------------|---|--|--|-------------------------|
| | | | | Total employees ¹ | Full workweek employees |
| RETAIL TRADE, total..... | 139 | 8,287 | 133 | 357 | 276 |
| Food group..... | 22 | 1,743 | 23 | 58 | 40 |
| Eating and drinking places.... | 20 | 577 | 21 | 59 | 49 |
| Gasoline service stations..... | 16 | 554 | 14 | 22 | 20 |
| All other retail stores..... | 81 | 5,413 | 75 | 218 | 167 |
| WHOLESALE TRADE, total..... | 36 | 10,198 | 25 | 109 | x |
| Merchant wholesalers..... | 5 | 411 | 5 | 12 | x |
| Other wholesale..... | 31 | 9,787 | 20 | 97 | x |
| SELECTED SERVICE TRADES, ^{2/} total. | 56 | 278 | 59 | 14 | 12 |
| Personal services..... | 27 | 96 | 28 | 4 | 3 |
| All other service trades..... | 29 | 182 | 31 | 10 | 9 |

x Not available.

^{1/} Includes employees paid for less than the full workweek.

^{2/} See General Description on last page for changes from the 1939 Census of Business in the coverage of Service Trades.

Table 2.—CENSUS OF BUSINESS PRELIMINARY RESULTS FOR 1948 FOR CITIES OF 2,500 INHABITANTS OR MORE

NUCKOLLS COUNTY, NEBR.

(Data omitted for trade groups where necessary to avoid disclosure)

| City and trade group ¹ | Number of establishments | 1948 sales and receipts (Thousand dollars) | Active proprietors of unincorporated businesses Nov. 1948 | Paid employees, workweek ended nearest Nov. 15, 1948 | |
|-----------------------------------|--------------------------|---|--|--|-------------------------|
| | | | | Total employees ² | Full workweek employees |
| Superior: | | | | | |
| Retail trade..... | 65 | 5,231 | 63 | 246 | 194 |
| Selected service trades.... | 27 | 149 | 30 | 11 | 9 |
| Remainder of county: | | | | | |
| Retail trade..... | 74 | 3,056 | 70 | 111 | 82 |
| Selected service trades.... | 29 | 129 | 29 | 3 | 3 |

¹/ See General Description on this page for changes from the 1939 Census of Business in the coverage of Service Trades.

²/ Includes employees paid for less than the full workweek.

GENERAL DESCRIPTION OF PRELIMINARY RELEASES FOR THE 1948 CENSUS OF BUSINESS

This series of releases, of which one is planned for each county in the United States, presents preliminary results of the 1948 Census of Business. The information is based on reports submitted by business establishments for that Census. The figures shown are preliminary, and are subject to revision in the final Census publications, but the changes are expected to be relatively minor with respect to coverage. The final Census figures will be issued in a series of Business Census bulletins which will show additional detailed kind-of-business information for all places where there are a sufficient number of establishments.

The 1948 Census of Business was taken under the provision of the Act of June 19, 1948, which provides that the Business Census be taken for 1948 and for each fifth year thereafter. Previous Business Censuses were taken for the years 1929, 1933, 1935, and 1939.

Scope of the Census.—The 1948 Census of Business covered all establishments in the following trades, as defined by the Standard Industrial Classification Manual, May 1949 issue, of the Executive Office of the President: all retail trades; all wholesale trades; all service trades in the following four groups—personal services, business services, automobile repairs and services, and miscellaneous repair services; hotels; tourist courts and camps; and amusements, including motion picture theaters. Some important services not covered are radio broadcasting and television, medical and health, legal, educational, nonprofit, accounting, and domestic services.

This coverage is similar to that of the 1939 Business Census. However, "custom trades" and "services incidental to transportation," which are no longer included in the standard classification of the service trades, are not covered by the 1948 Census. In a number of localities, these exclusions as well as other changes in the standard classification may have

a considerable effect in comparing 1948 with 1939 data, particularly with respect to establishment count.

Establishment definition.—For Census purposes, a business establishment is defined to include only enterprises conducted from a recognizable place of business, provided that the annual sales were in excess of \$5,000 for a wholesale trade establishment and \$500 for establishments in other trades. A detailed analysis of coverage will be provided in future Census of Business publications.

"Number of establishments" is the number of separate business locations, rather than the number of business companies or organizations, since the Census figures represent information reported separately for each business location or establishment. The establishment count reflects the number of places in business at the end of 1948 excluding administrative and executive offices of multiunit organizations, and "chain store" warehouses.

Sales and receipts.—"1948 sales and receipts" represents sales of merchandise and receipts from repairs and other services to customers. The figures reflect deductions for returned goods and allowances, but not for trade-in allowances; they exclude sales and excise taxes collected from customers and paid directly to any taxing agency.

Proprietors.—"Active proprietors..." represents owners and partners of unincorporated businesses who devoted the major portion of their time to the business in November 1948.

Employment.—"Number of paid employees..." represents all employees on the pay roll for the pay period ending nearest November 15, 1948. "Full workweek" employees, whether regular or seasonal, are those who in the November 15 pay period were paid for working at least the number of hours typically worked in a week by employees of the reporting establishment.

1948 CENSUS OF BUSINESS

RETAIL, WHOLESALE, SERVICE TRADES

U. S. DEPARTMENT OF COMMERCE
BUREAU OF THE CENSUS

PRELIMINARY

For Release April 26, 1950

Release Series BC-1P-26-066

OTOE COUNTY, NEBR.

Retail, wholesale, and service establishments located in Otoe County, Nebraska, showed a substantial expansion in dollar volume of trade from 1939 to 1948 according to preliminary figures from the 1948 Census of Business released today by the Bureau of the Census, U. S. Department of Commerce.

Retail sales in the county during 1948 aggregated \$15.4 million, an increase of 214 percent over the \$4.9 million in 1939, when the preceding Census of Business was taken. Wholesale sales in the county reached a total of \$10.3 million in 1948 as compared with \$4.6 million in 1939. The service trades included in the Census of Business recorded receipts totaling \$466,000 in 1948 compared with \$203,000 in 1939.

Employment in the county also rose over the 9-year period between 1939 and 1948 for the above trades. Establishments in these trades reported a combined total of 850 paid employees for the workweek ended nearest November 15, 1948. This compared with a total of 711 employees reported for the week of November 15, 1939.

These preliminary figures have been derived from a Census report on Otoe County, Nebraska, which also includes data for Nebraska City. Final figures, superseding the preliminary data for Otoe County, will be included in a Bulletin for the State of Nebraska to be issued in several months. Similar data will be made available this year in preliminary and final form for each of the counties and States. A single copy of the preliminary release for Otoe County as well as an order blank for other area releases may be obtained by writing to the Bureau of the Census, Washington 25, D. C.

Table 1.—CENSUS OF BUSINESS PRELIMINARY RESULTS FOR 1948, BY TRADE GROUP

OTOE COUNTY, NEBR.

| Trade group and kind of business | Number of establishments | 1948 sales and receipts (Thousand dollars) | Active proprietors of unincorporated businesses Nov. 1948 | Paid employees, workweek ended nearest Nov. 15, 1948 | |
|---|--------------------------|---|--|--|-------------------------|
| | | | | Total employees ¹ | Full workweek employees |
| RETAIL TRADE, total..... | 246 | 15,417 | 251 | 663 | 532 |
| Food group..... | 41 | 2,847 | 40 | 94 | 66 |
| Eating and drinking places..... | 46 | 883 | 53 | 98 | 81 |
| General merchandise grp, general stores. | 12 | 1,906 | 11 | 130 | 92 |
| Apparel group..... | 12 | 430 | 9 | 25 | 18 |
| Furniture-home furnishings-appliance grp. | 14 | 735 | 13 | 31 | 22 |
| Automotive group..... | 15 | 2,603 | 21 | 66 | 65 |
| Gasoline service stations..... | 29 | 1,317 | 25 | 53 | 48 |
| Lumber-building-hardware group..... | 35 | 3,370 | 32 | 118 | 104 |
| Drug and proprietary stores..... | 11 | 431 | 14 | 21 | 12 |
| All other retail stores..... | 31 | 895 | 33 | 27 | 24 |
| WHOLESALE TRADE, total..... | 53 | 10,308 | 28 | 122 | x |
| Merchant wholesalers..... | 13 | 3,347 | 8 | 58 | x |
| Assemblers of farm products..... | 26 | 5,191 | 7 | 39 | x |
| Other types of wholesale..... | 14 | 1,770 | 13 | 25 | x |
| SELECTED SERVICE TRADES, ² /total..... | 49 | 466 | 49 | 65 | 57 |
| Personal services..... | 31 | 257 | 30 | 53 | 46 |
| All other service trades..... | 18 | 209 | 19 | 12 | 11 |

x Not available.

¹/ Includes employees paid for less than the full workweek.

²/ See General Description on last page for changes from the 1939 Census of Business in the coverage of Service Trades.

Table 2.—CENSUS OF BUSINESS PRELIMINARY RESULTS FOR 1948 FOR CITIES OF 2,500 INHABITANTS OR MORE

OTOE COUNTY, NEBR.

(Data omitted for trade groups where necessary to avoid disclosure)

| City and trade group ¹ | Number of establishments | 1948 sales and receipts (Thousand dollars) | Active proprietors of unincorporated businesses Nov. 1948 | Paid employees, workweek ended nearest Nov. 15, 1948 | |
|-----------------------------------|--------------------------|---|--|--|-------------------------|
| | | | | Total employees ² | Full workweek employees |
| Nebraska City: | | | | | |
| Retail trade..... | 134 | 10,266 | 128 | 505 | 411 |
| Wholesale trade..... | 25 | 5,035 | 15 | 76 | x |
| Selected service trades.... | 32 | 295 | 32 | 52 | 46 |
| Remainder of county: | | | | | |
| Retail trade..... | 112 | 5,151 | 123 | 158 | 121 |
| Wholesale trade..... | 28 | 5,273 | 13 | 46 | x |
| Selected service trades.... | 17 | 171 | 17 | 13 | 11 |

x Not available.

1/ See General Description on this page for changes from the 1939 Census of Business in the coverage of Service Trades.

2/ Includes employees paid for less than the full workweek.

GENERAL DESCRIPTION OF PRELIMINARY RELEASES FOR THE 1948 CENSUS OF BUSINESS

This series of releases, of which one is planned for each county in the United States, presents preliminary results of the 1948 Census of Business. The information is based on reports submitted by business establishments for that Census. The figures shown are preliminary, and are subject to revision in the final Census publications, but the changes are expected to be relatively minor with respect to coverage. The final Census figures will be issued in a series of Business Census bulletins which will show additional detailed kind-of-business information for all places where there are a sufficient number of establishments.

The 1948 Census of Business was taken under the provision of the Act of June 19, 1948, which provides that the Business Census be taken for 1948 and for each fifth year thereafter. Previous Business Censuses were taken for the years 1929, 1933, 1935, and 1939.

Scope of the Census.—The 1948 Census of Business covered all establishments in the following trades, as defined by the Standard Industrial Classification Manual, May 1949 issue, of the Executive Office of the President: all retail trades; all wholesale trades; all service trades in the following four groups—personal services, business services, automobile repairs and services, and miscellaneous repair services; hotels; tourist courts and camps; and amusements, including motion picture theaters. Some important services not covered are radio broadcasting and television, medical and health, legal, educational, nonprofit, accounting, and domestic services.

This coverage is similar to that of the 1939 Business Census. However, "custom trades" and "services incidental to transportation," which are no longer included in the standard classification of the service trades, are not covered by the 1948 Census. In a number of localities, these exclusions as well as other changes in the standard classification may have

a considerable effect in comparing 1948 with 1939 data, particularly with respect to establishment count.

Establishment definition.—For Census purposes, a business establishment is defined to include only enterprises conducted from a recognizable place of business, provided that the annual sales were in excess of \$5,000 for a wholesale trade establishment and \$500 for establishments in other trades. A detailed analysis of coverage will be provided in future Census of Business publications.

"Number of establishments" is the number of separate business locations, rather than the number of business companies or organizations, since the Census figures represent information reported separately for each business location or establishment. The establishment count reflects the number of places in business at the end of 1948 excluding administrative and executive offices of multiunit organizations, and "chain store" warehouses.

Sales and receipts.—"1948 sales and receipts" represents sales of merchandise and receipts from repairs and other services to customers. The figures reflect deductions for returned goods and allowances, but not for trade-in allowances; they exclude sales and excise taxes collected from customers and paid directly to any taxing agency.

Proprietors.—"Active proprietors..." represents owners and partners of unincorporated businesses who devoted the major portion of their time to the business in November 1948.

Employment.—"Number of paid employees..." represents all employees on the pay roll for the pay period ending nearest November 15, 1948. "Full workweek" employees, whether regular or seasonal, are those who in the November 15 pay period were paid for working at least the number of hours typically worked in a week by employees of the reporting establishment.

1948 CENSUS OF BUSINESS

RETAIL, WHOLESALE, SERVICE TRADES

U. S. DEPARTMENT OF COMMERCE
BUREAU OF THE CENSUS

PRELIMINARY

For Release April 10, 1950

Release Series BC-1P-26-067

PAWNEE COUNTY, NEBR.

Retail, wholesale, and service establishments located in Pawnee County, Nebraska, showed a substantial expansion in dollar volume of trade from 1939 to 1948 according to preliminary figures from the 1948 Census of Business released today by the Bureau of the Census, U. S. Department of Commerce.

Retail sales in the county during 1948 aggregated \$4.0 million, an increase of 167 percent over the \$1.5 million in 1939, when the preceding Census of Business was taken. Wholesale sales in the county reached a total of \$1.8 million in 1948 as compared with \$0.6 million in 1939. The service trades included in the Census of Business recorded receipts totaling \$94,000 in 1948 compared with \$73,000 in 1939.

Employment in the county showed no change over the 9-year period between 1939 and 1948 for the above trades. Establishments in these trades reported a combined total of 187 paid employees for the workweek ended nearest November 15 for each of the years.

These preliminary figures have been derived from a Census report on Pawnee County, Nebraska. Final figures, superseding the preliminary data for Pawnee County, will be included in a Bulletin for the State of Nebraska to be issued in several months. Similar data will be made available this year in preliminary and final form for each of the counties and States. A single copy of the preliminary release for Pawnee County as well as an order blank for other area releases may be obtained by writing to the Bureau of the Census, Washington 25, D. C.

Table 1.—CENSUS OF BUSINESS PRELIMINARY RESULTS FOR 1948, BY TRADE GROUP

PAWNEE COUNTY, NEBR.

| Trade group and kind of business | Number of establishments | 1948 sales and receipts (Thousand dollars) | Active proprietors of unincorporated businesses Nov. 1948 | Paid employees, workweek ended nearest Nov. 15, 1948 | |
|--|--------------------------|---|--|--|-------------------------|
| | | | | Total employees ¹ | Full workweek employees |
| RETAIL TRADE, total..... | 87 | 3,992 | 84 | 157 | 125 |
| Food group..... | 14 | 764 | 12 | 21 | 16 |
| Eating and drinking places..... | 12 | 273 | 14 | 23 | 14 |
| Gasoline service stations..... | 15 | 472 | 15 | 17 | 12 |
| All other retail stores..... | 46 | 2,483 | 43 | 96 | 83 |
| WHOLESALE TRADE..... | 12 | 1,820 | 5 | 24 | x |
| SELECTED SERVICE TRADES, ^{2/} total.. | 22 | 94 | 24 | 6 | 6 |
| Personal services..... | 14 | 52 | 16 | 3 | 3 |
| All other service trades..... | 8 | 42 | 8 | 3 | 3 |

x Not available.

^{1/} Includes employees paid for less than the full workweek.

^{2/} See General Description on last page for changes from the 1939 Census of Business in the coverage of Service Trades.

GENERAL DESCRIPTION OF PRELIMINARY RELEASES FOR THE
1948 CENSUS OF BUSINESS

This series of releases, of which one is planned for each county in the United States, presents preliminary results of the 1948 Census of Business. The information is based on reports submitted by business establishments for that Census. The figures shown are preliminary, and are subject to revision in the final Census publications, but the changes are expected to be relatively minor with respect to coverage. The final Census figures will be issued in a series of Business Census bulletins which will show additional detailed kind-of-business information for all places where there are a sufficient number of establishments.

The 1948 Census of Business was taken under the provision of the Act of June 19, 1948, which provides that the Business Census be taken for 1948 and for each fifth year thereafter. Previous Business Censuses were taken for the years 1929, 1933, 1935, and 1939.

Scope of the Census.--The 1948 Census of Business covered all establishments in the following trades, as defined by the Standard Industrial Classification Manual, May 1949 issue, of the Executive Office of the President: all retail trades; all wholesale trades; all service trades in the following four groups--personal services, business services, automobile repairs and services, and miscellaneous repair services; hotels; tourist courts and camps; and amusements, including motion picture theaters. Some important services not covered are radio broadcasting and television, medical and health, legal, educational, nonprofit, accounting, and domestic services.

This coverage is similar to that of the 1939 Business Census. However, "custom trades" and "services incidental to transportation," which are no longer included in the standard classification of the service trades, are not covered by the 1948 Census. In a number of localities, these exclusions as well as other changes in the standard classification may have a considerable effect in comparing

1948 with 1939 data, particularly with respect to establishment count.

Establishment definition.--For Census purposes, a business establishment is defined to include only enterprises conducted from a recognizable place of business, provided that the annual sales were in excess of \$5,000 for a wholesale trade establishment and \$500 for establishments in other trades. A detailed analysis of coverage will be provided in future Census of Business publications.

"Number of establishments" is the number of separate business locations, rather than the number of business companies or organizations, since the Census figures represent information reported separately for each business location or establishment. The establishment count reflects the number of places in business at the end of 1948 excluding administrative and executive offices of multiunit organizations, and "chain store" warehouses.

Sales and receipts.--"1948 sales and receipts" represents sales of merchandise and receipts from repairs and other services to customers. The figures reflect deductions for returned goods and allowances, but not for trade-in allowances; they exclude sales and excise taxes collected from customers and paid directly to any taxing agency.

Proprietors.--"Active proprietors..." represents owners and partners of unincorporated businesses who devoted the major portion of their time to the business in November 1948.

Employment.--"Number of paid employees..." represents all employees on the pay roll for the pay period ending nearest November 15, 1948. "Full workweek" employees, whether regular or seasonal, are those who in the November 15 pay period were paid for working at least the number of hours typically worked in a week by employees of the reporting establishment.

1948 CENSUS OF BUSINESS

RETAIL, WHOLESALE, SERVICE TRADES

U. S. DEPARTMENT OF COMMERCE
BUREAU OF THE CENSUS

PRELIMINARY

For Release April 10, 1950

Release Series BC-1P- 26-068

PERKINS COUNTY, NEBR.

Retail, wholesale, and service establishments located in Perkins County, Nebraska, showed a substantial expansion in dollar volume of trade from 1939 to 1948 according to preliminary figures from the 1948 Census of Business released today by the Bureau of the Census, U. S. Department of Commerce.

Retail sales in the county during 1948 aggregated \$5.0 million, an increase of 213 percent over the \$1.6 million in 1939, when the preceding Census of Business was taken. Wholesale sales in the county reached a total of \$8.5 million in 1948 as compared with \$1.3 million in 1939. The service trades included in the Census of Business recorded receipts totaling \$137,000 in 1948 compared with \$38,000 in 1939.

Employment in the county also rose over the 9-year period between 1939 and 1948 for the above trades. Establishments in these trades reported a combined total of 262 paid employees for the workweek ended nearest November 15, 1948. This compared with a total of 162 employees reported for the week of November 15, 1939.

These preliminary figures have been derived from a Census report on Perkins County, Nebraska. Final figures, superseding the preliminary data for Perkins County, will be included in a Bulletin for the State of Nebraska to be issued in several months. Similar data will be made available this year in preliminary and final form for each of the counties and States. A single copy of the preliminary release for Perkins County as well as an order blank for other area releases may be obtained by writing to the Bureau of the Census, Washington 25, D. C.

Table 1.—CENSUS OF BUSINESS PRELIMINARY RESULTS FOR 1948, BY TRADE GROUP
PERKINS COUNTY, NEBR.

| Trade group and kind of business | Number of establishments | 1948 sales and receipts (Thousand dollars) | Active proprietors of unincorporated businesses Nov. 1948 | Paid employees, workweek ended nearest Nov. 15, 1948 | |
|---|--------------------------|---|--|--|-------------------------|
| | | | | Total employees ¹ | Full workweek employees |
| RETAIL TRADE, total..... | 86 | 4,965 | 87 | 186 | 151 |
| Food group..... | 15 | 921 | 15 | 38 | 30 |
| Eating and drinking places.... | 15 | 286 | 16 | 34 | 26 |
| Gasoline service stations..... | 9 | 226 | 8 | 8 | 5 |
| All other retail stores..... | 47 | 3,532 | 48 | 106 | 90 |
| WHOLESALE TRADE..... | 22 | 8,504 | 13 | 68 | x |
| SELECTED SERVICE TRADES, ^{2/} total. | 23 | 137 | 27 | 8 | 5 |
| Personal services..... | 13 | 49 | 14 | 4 | 3 |
| All other service trades..... | 10 | 88 | 13 | 4 | 2 |

x Not available.

^{1/} Includes employees paid for less than the full workweek.

^{2/} See General Description on last page for changes from the 1939 Census of Business in the coverage of Service Trades.

GENERAL DESCRIPTION OF PRELIMINARY RELEASES FOR THE 1948 CENSUS OF BUSINESS

This series of releases, of which one is planned for each county in the United States, presents preliminary results of the 1948 Census of Business. The information is based on reports submitted by business establishments for that Census. The figures shown are preliminary, and are subject to revision in the final Census publications, but the changes are expected to be relatively minor with respect to coverage. The final Census figures will be issued in a series of Business Census bulletins which will show additional detailed kind-of-business information for all places where there are a sufficient number of establishments.

The 1948 Census of Business was taken under the provision of the Act of June 19, 1948, which provides that the Business Census be taken for 1948 and for each fifth year thereafter. Previous Business Censuses were taken for the years 1929, 1933, 1935, and 1939.

Scope of the Census.—The 1948 Census of Business covered all establishments in the following trades, as defined by the Standard Industrial Classification Manual, May 1949 issue, of the Executive Office of the President: all retail trades; all wholesale trades; all service trades in the following four groups—personal services, business services, automobile repairs and services, and miscellaneous repair services; hotels; tourist courts and camps; and amusements, including motion picture theaters. Some important services not covered are radio broadcasting and television, medical and health, legal, educational, nonprofit, accounting, and domestic services.

This coverage is similar to that of the 1939 Business Census. However, "custom trades" and "services incidental to transportation," which are no longer included in the standard classification of the service trades, are not covered by the 1948 Census. In a number of localities, these exclusions as well as other changes in the standard classification may have a considerable effect in comparing

1948 with 1939 data, particularly with respect to establishment count.

Establishment definition.—For Census purposes, a business establishment is defined to include only enterprises conducted from a recognizable place of business, provided that the annual sales were in excess of \$5,000 for a wholesale trade establishment and \$500 for establishments in other trades. A detailed analysis of coverage will be provided in future Census of Business publications.

"Number of establishments" is the number of separate business locations, rather than the number of business companies or organizations, since the Census figures represent information reported separately for each business location or establishment. The establishment count reflects the number of places in business at the end of 1948 excluding administrative and executive offices of multiunit organizations, and "chain store" warehouses.

Sales and receipts.—"1948 sales and receipts" represents sales of merchandise and receipts from repairs and other services to customers. The figures reflect deductions for returned goods and allowances, but not for trade-in allowances; they exclude sales and excise taxes collected from customers and paid directly to any taxing agency.

Proprietors.—"Active proprietors..." represents owners and partners of unincorporated businesses who devoted the major portion of their time to the business in November 1948.

Employment.—"Number of paid employees..." represents all employees on the pay roll for the pay period ending nearest November 15, 1948. "Full workweek" employees, whether regular or seasonal, are those who in the November 15 pay period were paid for working at least the number of hours typically worked in a week by employees of the reporting establishment.

1948 CENSUS OF BUSINESS

RETAIL, WHOLESALE, SERVICE TRADES

U. S. DEPARTMENT OF COMMERCE
BUREAU OF THE CENSUS

PRELIMINARY

For Release April 10, 1950

Release Series BC-1P-26-069

PHELPS COUNTY, NEBR.

Retail, wholesale, and service establishments located in Phelps County, Nebraska, showed a substantial expansion in dollar volume of trade from 1939 to 1948 according to preliminary figures from the 1948 Census of Business released today by the Bureau of the Census, U. S. Department of Commerce.

Retail sales in the county during 1948 aggregated \$11.3 million, an increase of 290 percent over the \$2.9 million in 1939, when the preceding Census of Business was taken. Wholesale sales in the county reached a total of \$7.6 million in 1948 as compared with \$2.4 million in 1939. The service trades included in the Census of Business recorded receipts totaling \$473,000 in 1948 compared with \$95,000 in 1939.

Employment in the county also rose over the 9-year period between 1939 and 1948 for the above trades. Establishments in these trades reported a combined total of 705 paid employees for the workweek ended nearest November 15, 1948. This compared with a total of 462 employees reported for the week of November 15, 1939.

These preliminary figures have been derived from a Census report on Phelps County, Nebraska, which also includes data for the city of Holdrege. Final figures, superseding the preliminary data for Phelps County, will be included in a Bulletin for the State of Nebraska to be issued in several months. Similar data will be made available this year in preliminary and final form for each of the counties and States. A single copy of the preliminary release for Phelps County as well as an order blank for other area releases may be obtained by writing to the Bureau of the Census, Washington 25, D. C.

Table 1.—CENSUS OF BUSINESS PRELIMINARY RESULTS FOR 1948, BY TRADE GROUP

PHELPS COUNTY, NEBR.

| Trade group and kind of business | Number of establishments | 1948 sales and receipts (Thousand dollars) | Active proprietors of unincorporated businesses Nov. 1948 | Paid employees, workweek ended nearest Nov. 15, 1948 | |
|--|--------------------------|---|--|--|-------------------------|
| | | | | Total employees ¹ | Full workweek employees |
| RETAIL TRADE, total..... | 130 | 11,317 | 140 | 524 | 422 |
| Food group..... | 24 | 2,321 | 26 | 76 | 54 |
| Eating and drinking places.... | 17 | 439 | 19 | 64 | 51 |
| Gasoline service stations..... | 16 | 773 | 17 | 40 | 36 |
| All other retail stores..... | 73 | 7,784 | 78 | 344 | 281 |
| WHOLESALE TRADE..... | 28 | 7,641 | 12 | 119 | x |
| SELECTED SERVICE TRADES, ^{2/} total.. | 37 | 473 | 37 | 62 | 54 |
| Personal services | 17 | 195 | 17 | 37 | 30 |
| All other service trades..... | 20 | 278 | 20 | 25 | 24 |

x Not available.

^{1/} Includes employees paid for less than the full workweek.

^{2/} See General Description on last page for changes from the 1939 Census of Business in the coverage of Service Trades.

Table 2.—CENSUS OF BUSINESS PRELIMINARY RESULTS FOR 1948 FOR CITIES OF 2,500 INHABITANTS OR MORE

PHELPS COUNTY, NEBR.

(Data omitted for trade groups where necessary to avoid disclosure)

| City and trade group ¹ | Number of establishments | 1948 sales and receipts (Thousand dollars) | Active proprietors of unincorporated businesses Nov. 1948 | Paid employees, workweek ended nearest Nov. 15, 1948 | |
|-----------------------------------|--------------------------|---|--|--|-------------------------|
| | | | | Total employees ² | Full workweek employees |
| Holdrege: | | | | | |
| Retail trade..... | 92 | 9,383 | 95 | 453 | 375 |
| Selected service trades... | 28 | 358 | 28 | 56 | 50 |
| Remainder of county: | | | | | |
| Retail trade..... | 38 | 1,934 | 45 | 71 | 47 |
| Selected service trades... | 9 | 115 | 9 | 6 | 4 |

1/ See General Description on this page for changes from the 1939 Census of Business in the coverage of Service Trades.

2/ Includes employees paid for less than the full workweek.

GENERAL DESCRIPTION OF PRELIMINARY RELEASES FOR THE 1948 CENSUS OF BUSINESS

This series of releases, of which one is planned for each county in the United States, presents preliminary results of the 1948 Census of Business. The information is based on reports submitted by business establishments for that Census. The figures shown are preliminary, and are subject to revision in the final Census publications, but the changes are expected to be relatively minor with respect to coverage. The final Census figures will be issued in a series of Business Census bulletins which will show additional detailed kind-of-business information for all places where there are a sufficient number of establishments.

The 1948 Census of Business was taken under the provision of the Act of June 19, 1948, which provides that the Business Census be taken for 1948 and for each fifth year thereafter. Previous Business Censuses were taken for the years 1929, 1933, 1935, and 1939.

Scope of the Census.—The 1948 Census of Business covered all establishments in the following trades, as defined by the Standard Industrial Classification Manual, May 1949 issue, of the Executive Office of the President: all retail trades; all wholesale trades; all service trades in the following four groups—personal services, business services, automobile repairs and services, and miscellaneous repair services; hotels; tourist courts and camps; and amusements, including motion picture theaters. Some important services not covered are radio broadcasting and television, medical and health, legal, educational, nonprofit, accounting, and domestic services.

This coverage is similar to that of the 1939 Business Census. However, "custom trades" and "services incidental to transportation," which are no longer included in the standard classification of the service trades, are not covered by the 1948 Census. In a number of localities, these exclusions as well as other changes in the standard classification may have

a considerable effect in comparing 1948 with 1939 data, particularly with respect to establishment count.

Establishment definition.—For Census purposes, a business establishment is defined to include only enterprises conducted from a recognizable place of business, provided that the annual sales were in excess of \$5,000 for a wholesale trade establishment and \$500 for establishments in other trades. A detailed analysis of coverage will be provided in future Census of Business publications.

"Number of establishments" is the number of separate business locations, rather than the number of business companies or organizations, since the Census figures represent information reported separately for each business location or establishment. The establishment count reflects the number of places in business at the end of 1948 excluding administrative and executive offices of multiunit organizations, and "chain store" warehouses.

Sales and receipts.—"1948 sales and receipts" represents sales of merchandise and receipts from repairs and other services to customers. The figures reflect deductions for returned goods and allowances, but not for trade-in allowances; they exclude sales and excise taxes collected from customers and paid directly to any taxing agency.

Proprietors.—"Active proprietors..." represents owners and partners of unincorporated businesses who devoted the major portion of their time to the business in November 1948.

Employment.—"Number of paid employees..." represents all employees on the pay roll for the pay period ending nearest November 15, 1948. "Full workweek" employees, whether regular or seasonal, are those who in the November 15 pay period were paid for working at least the number of hours typically worked in a week by employees of the reporting establishment.

1948 CENSUS OF BUSINESS

RETAIL, WHOLESALE, SERVICE TRADES

U. S. DEPARTMENT OF COMMERCE
BUREAU OF THE CENSUS

PRELIMINARY

For Release April 6, 1950

Release Series BC-1P-26-070

PIERCE COUNTY, NEBR.

Retail, wholesale, and service establishments located in Pierce County, Nebraska, showed a substantial expansion in dollar volume of trade from 1939 to 1948 according to preliminary figures from the 1948 Census of Business released today by the Bureau of the Census, U. S. Department of Commerce.

Retail sales in the county during 1948 aggregated \$7.8 million, an increase of 271 percent over the \$2.1 million in 1939, when the preceding Census of Business was taken. Wholesale sales in the county reached a total of \$2.5 million in 1948 as compared with \$0.8 million in 1939. The service trades included in the Census of Business recorded receipts totaling \$332,000 in 1948 compared with \$81,000 in 1939.

Employment in the county also rose over the 9-year period between 1939 and 1948 for the above trades. Establishments in these trades reported a combined total of 350 paid employees for the workweek ended nearest November 15, 1948. This compared with a total of 243 employees reported for the week of November 15, 1939.

These preliminary figures have been derived from a Census report on Pierce County, Nebraska. Final figures, superseding the preliminary data for Pierce County, will be included in a Bulletin for the State of Nebraska to be issued in several months. Similar data will be made available this year in preliminary and final form for each of the counties and States. A single copy of the preliminary release for Pierce County as well as an order blank for other area releases may be obtained by writing to the Bureau of the Census, Washington 25, D. C.

Table 1.—CENSUS OF BUSINESS PRELIMINARY RESULTS FOR 1948, BY TRADE GROUP
PIERCE COUNTY, NEBR.

| Trade group and kind of business | Number of establishments | 1948 sales and receipts (Thousand dollars) | Active proprietors of unincorporated businesses Nov. 1948 | Paid employees, workweek ended nearest Nov. 15, 1948 | |
|---|--------------------------|---|--|--|-------------------------|
| | | | | Total employees ¹ | Full workweek employees |
| RETAIL TRADE, total..... | 144 | 7,798 | 153 | 306 | 244 |
| Food group..... | 16 | 998 | 18 | 48 | 33 |
| Eating and drinking places.... | 24 | 515 | 28 | 45 | 33 |
| Gasoline service stations..... | 28 | 1,448 | 30 | 42 | 35 |
| All other retail stores..... | 76 | 4,837 | 77 | 171 | 143 |
| WHOLESALE TRADE..... | 13 | 2,523 | 11 | 26 | x |
| SELECTED SERVICE TRADES, ^{2/} total. | 41 | 332 | 49 | 18 | 15 |
| Personal services..... | 23 | 96 | 25 | 10 | 8 |
| All other service trades..... | 18 | 236 | 24 | 8 | 7 |
| AMUSEMENTS..... | 6 | 58 | 6 | 25 | x |

x Not available.

^{1/} Includes employees paid for less than the full workweek.

^{2/} See General Description on last page for changes from the 1939 Census of Business in the coverage of Service Trades.

GENERAL DESCRIPTION OF PRELIMINARY RELEASES FOR THE 1948 CENSUS OF BUSINESS

This series of releases, of which one is planned for each county in the United States, presents preliminary results of the 1948 Census of Business. The information is based on reports submitted by business establishments for that Census. The figures shown are preliminary, and are subject to revision in the final Census publications, but the changes are expected to be relatively minor with respect to coverage. The final Census figures will be issued in a series of Business Census bulletins which will show additional detailed kind-of-business information for all places where there are a sufficient number of establishments.

The 1948 Census of Business was taken under the provision of the Act of June 19, 1948, which provides that the Business Census be taken for 1948 and for each fifth year thereafter. Previous Business Censuses were taken for the years 1929, 1933, 1935, and 1939.

Scope of the Census.—The 1948 Census of Business covered all establishments in the following trades, as defined by the Standard Industrial Classification Manual, May 1949 issue, of the Executive Office of the President: all retail trades; all wholesale trades; all service trades in the following four groups—personal services, business services, automobile repairs and services, and miscellaneous repair services; hotels; tourist courts and camps; and amusements, including motion picture theaters. Some important services not covered are radio broadcasting and television, medical and health, legal, educational, nonprofit, accounting, and domestic services.

This coverage is similar to that of the 1939 Business Census. However, "custom trades" and "services incidental to transportation," which are no longer included in the standard classification of the service trades, are not covered by the 1948 Census. In a number of localities, these exclusions as well as other changes in the standard classification may have a considerable effect in comparing

1948 with 1939 data, particularly with respect to establishment count.

Establishment definition.—For Census purposes, a business establishment is defined to include only enterprises conducted from a recognizable place of business, provided that the annual sales were in excess of \$5,000 for a wholesale trade establishment and \$500 for establishments in other trades. A detailed analysis of coverage will be provided in future Census of Business publications.

"Number of establishments" is the number of separate business locations, rather than the number of business companies or organizations, since the Census figures represent information reported separately for each business location or establishment. The establishment count reflects the number of places in business at the end of 1948 excluding administrative and executive offices of multiunit organizations, and "chain store" warehouses.

Sales and receipts.—"1948 sales and receipts" represents sales of merchandise and receipts from repairs and other services to customers. The figures reflect deductions for returned goods and allowances, but not for trade-in allowances; they exclude sales and excise taxes collected from customers and paid directly to any taxing agency.

Proprietors.—"Active proprietors..." represents owners and partners of unincorporated businesses who devoted the major portion of their time to the business in November 1948.

Employment.—"Number of paid employees..." represents all employees on the pay roll for the pay period ending nearest November 15, 1948. "Full workweek" employees, whether regular or seasonal, are those who in the November 15 pay period were paid for working at least the number of hours typically worked in a week by employees of the reporting establishment.

1948 CENSUS OF BUSINESS

RETAIL, WHOLESALE, SERVICE TRADES

U. S. DEPARTMENT OF COMMERCE
BUREAU OF THE CENSUS

PRELIMINARY

For Release April 6, 1950

Release Series BC-1P- 26-071

PLATTE COUNTY, NEBR.

Retail, wholesale, and service establishments located in Platte County, Nebraska, showed a substantial expansion in dollar volume of trade from 1939 to 1948 according to preliminary figures from the 1948 Census of Business released today by the Bureau of the Census, U. S. Department of Commerce.

Retail sales in the county during 1948 aggregated \$21.0 million, an increase of 282 percent over the \$5.5 million in 1939, when the preceding Census of Business was taken. Wholesale sales in the county reached a total of \$21.2 million in 1948 as compared with \$2.3 million in 1939. The service trades included in the Census of Business recorded receipts totaling \$756,000 in 1948 compared with \$264,000 in 1939.

Employment in the county also rose over the 9-year period between 1939 and 1948 for the above trades. Establishments in these trades reported a combined total of 1,347 paid employees for the workweek ended nearest November 15, 1948. This compared with a total of 766 employees reported for the week of November 15, 1939.

These preliminary figures have been derived from a Census report on Platte County, Nebraska, which also includes data for the city of Columbus. Final figures, superseding the preliminary data for Platte County, will be included in a Bulletin for the State of Nebraska to be issued in several months. Similar data will be made available this year in preliminary and final form for each of the counties and States. A single copy of the preliminary release for Platte County as well as an order blank for other area releases may be obtained by writing to the Bureau of the Census, Washington 25, D. C.

Table 1.—CENSUS OF BUSINESS PRELIMINARY RESULTS FOR 1948, BY TRADE GROUP

PLATTE COUNTY, NEBR.

| Trade group and kind of business | Number of establishments | 1948 sales and receipts (Thousand dollars) | Active proprietors of unincorporated businesses Nov. 1948 | Paid employees, workweek ended nearest Nov. 15, 1948 | |
|---|--------------------------|---|--|--|-------------------------|
| | | | | Total employees ¹ | Full workweek employees |
| RETAIL TRADE, total..... | 271 | 21,000 | 274 | 1,032 | 805 |
| Food group..... | 46 | 3,573 | 50 | 126 | 91 |
| Eating and drinking places..... | 67 | 1,851 | 72 | 186 | 149 |
| General merchandise grp, general stores..... | 11 | 2,871 | 4 | 211 | 137 |
| Apparel group..... | 10 | 1,021 | 13 | 45 | 32 |
| Furniture-home furnishgs-appliance grp..... | 15 | 837 | 13 | 33 | 27 |
| Automotive group..... | 19 | 2,925 | 9 | 121 | 117 |
| Gasoline service stations..... | 36 | 1,458 | 48 | 45 | 32 |
| Lumber-building-hardware group..... | 36 | 4,556 | 33 | 175 | 153 |
| Drug and proprietary stores..... | 9 | 521 | 11 | 42 | 29 |
| All other retail stores..... | 22 | 1,387 | 21 | 48 | 38 |
| WHOLESALE TRADE..... | 39 | 21,162 | 25 | 204 | x |
| SELECTED SERVICE TRADES, ² /total..... | 79 | 756 | 86 | 111 | 104 |
| Personal services..... | 33 | 345 | 34 | 94 | 89 |
| All other service trades..... | 46 | 411 | 52 | 17 | 15 |

x Not available.

¹/ Includes employees paid for less than the full workweek.

²/ See General Description on last page for changes from the 1939 Census of Business in the coverage of Service Trades.

Table 2.—CENSUS OF BUSINESS PRELIMINARY RESULTS FOR 1948 FOR CITIES OF 2,500 INHABITANTS OR MORE
PLATTE COUNTY, NEBR.

(Data omitted for trade groups where necessary to avoid disclosure)

| City and trade group ¹ | Number of establishments | 1948 sales and receipts (Thousand dollars) | Active proprietors of unincorporated businesses Nov. 1948 | Paid employees, workweek ended nearest Nov. 15, 1948 | |
|-----------------------------------|--------------------------|---|--|--|-------------------------|
| | | | | Total employees ² | Full workweek employees |
| Columbus: | | | | | |
| Retail trade..... | 163 | 16,279 | 157 | 850 | 663 |
| Selected service trades.... | 49 | 597 | 55 | 106 | 100 |
| Remainder of county: | | | | | |
| Retail trade..... | 108 | 4,721 | 117 | 182 | 142 |
| Selected service trades.... | 30 | 159 | 31 | 5 | 4 |

^{1/} See General Description on this page for changes from the 1939 Census of Business in the coverage of Service Trades.

^{2/} Includes employees paid for less than the full workweek.

GENERAL DESCRIPTION OF PRELIMINARY RELEASES FOR THE 1948 CENSUS OF BUSINESS

This series of releases, of which one is planned for each county in the United States, presents preliminary results of the 1948 Census of Business. The information is based on reports submitted by business establishments for that Census. The figures shown are preliminary, and are subject to revision in the final Census publications, but the changes are expected to be relatively minor with respect to coverage. The final Census figures will be issued in a series of Business Census bulletins which will show additional detailed kind-of-business information for all places where there are a sufficient number of establishments.

The 1948 Census of Business was taken under the provision of the Act of June 19, 1948, which provides that the Business Census be taken for 1948 and for each fifth year thereafter. Previous Business Censuses were taken for the years 1929, 1933, 1935, and 1939.

Scope of the Census.—The 1948 Census of Business covered all establishments in the following trades, as defined by the Standard Industrial Classification Manual, May 1949 issue, of the Executive Office of the President: all retail trades; all wholesale trades; all service trades in the following four groups—personal services, business services, automobile repairs and services, and miscellaneous repair services; hotels; tourist courts and camps; and amusements, including motion picture theaters. Some important services not covered are radio broadcasting and television, medical and health, legal, educational, nonprofit, accounting, and domestic services.

This coverage is similar to that of the 1939 Business Census. However, "custom trades" and "services incidental to transportation," which are no longer included in the standard classification of the service trades, are not covered by the 1948 Census. In a number of localities, these exclusions as well as other changes in the standard classification may have

a considerable effect in comparing 1948 with 1939 data, particularly with respect to establishment count.

Establishment definition.—For Census purposes, a business establishment is defined to include only enterprises conducted from a recognizable place of business, provided that the annual sales were in excess of \$5,000 for a wholesale trade establishment and \$500 for establishments in other trades. A detailed analysis of coverage will be provided in future Census of Business publications.

"Number of establishments" is the number of separate business locations, rather than the number of business companies or organizations, since the Census figures represent information reported separately for each business location or establishment. The establishment count reflects the number of places in business at the end of 1948 excluding administrative and executive offices of multiunit organizations, and "chain store" warehouses.

Sales and receipts.—"1948 sales and receipts" represents sales of merchandise and receipts from repairs and other services to customers. The figures reflect deductions for returned goods and allowances, but not for trade-in allowances; they exclude sales and excise taxes collected from customers and paid directly to any taxing agency.

Proprietors.—"Active proprietors..." represents owners and partners of unincorporated businesses who devoted the major portion of their time to the business in November 1948.

Employment.—"Number of paid employees..." represents all employees on the pay roll for the pay period ending nearest November 15, 1948. "Full workweek" employees, whether regular or seasonal, are those who in the November 15 pay period were paid for working at least the number of hours typically worked in a week by employees of the reporting establishment.

1948 CENSUS OF BUSINESS

RETAIL, WHOLESALE, SERVICE TRADES

U. S. DEPARTMENT OF COMMERCE
BUREAU OF THE CENSUS

PRELIMINARY

For Release April 5, 1950

Release Series BC-1P-26-072

FOLK COUNTY, NEBR.

Retail, wholesale, and service establishments located in Polk County, Nebraska, showed a substantial expansion in dollar volume of trade from 1939 to 1948 according to preliminary figures from the 1948 Census of Business released today by the Bureau of the Census, U. S. Department of Commerce.

Retail sales in the county during 1948 aggregated \$6.5 million, an increase of 364 percent over the \$1.4 million in 1939, when the preceding Census of Business was taken. Wholesale sales in the county reached a total of \$5.1 million in 1948 as compared with \$0.6 million in 1939. The service trades included in the Census of Business recorded receipts totaling \$86,000 in 1948 compared with \$75,000 in 1939.

Employment in the county also rose over the 9-year period between 1939 and 1948 for the above trades. Establishments in these trades reported a combined total of 269 paid employees for the workweek ended nearest November 15, 1948. This compared with a total of 170 employees reported for the week of November 15, 1939.

These preliminary figures have been derived from a Census report on Folk County, Nebraska. Final figures, superseding the preliminary data for Polk County, will be included in a Bulletin for the State of Nebraska to be issued in several months. Similar data will be made available this year in preliminary and final form for each of the counties and States. A single copy of the preliminary release for Polk County as well as an order blank for other area releases may be obtained by writing to the Bureau of the Census, Washington 25, D. C.

Table 1.—CENSUS OF BUSINESS PRELIMINARY RESULTS FOR 1948, BY TRADE GROUP
POLK COUNTY, NEBR.

| Trade group and kind of business | Number of establishments | 1948 sales and receipts (Thousand dollars) | Active proprietors of unincorporated businesses Nov. 1948 | Paid employees, workweek ended nearest Nov. 15, 1948 | |
|---|--------------------------|---|--|--|-------------------------|
| | | | | Total employees ¹ | Full workweek employees |
| RETAIL TRADE, total..... | 104 | 6,503 | 112 | 243 | 211 |
| Food group..... | 16 | 1,153 | 15 | 34 | 26 |
| Eating and drinking places..... | 14 | 301 | 17 | 26 | 24 |
| Gasoline service stations..... | 16 | 928 | 11 | 58 | 56 |
| All other retail stores..... | 58 | 4,121 | 69 | 125 | 105 |
| WHOLESALE TRADE..... | 16 | 5,107 | 9 | 19 | x |
| SELECTED SERVICE TRADES ^{2/} | 25 | 86 | 24 | 7 | 6 |
| AMUSEMENTS..... | 5 | 51 | 7 | 10 | x |

x Not available.

^{1/} Includes employees paid for less than the full workweek.

^{2/} See General Description on last page for changes from the 1939 Census of Business in the coverage of Services Trades.

GENERAL DESCRIPTION OF PRELIMINARY RELEASES FOR THE 1948 CENSUS OF BUSINESS

This series of releases, of which one is planned for each county in the United States, presents preliminary results of the 1948 Census of Business. The information is based on reports submitted by business establishments for that Census. The figures shown are preliminary, and are subject to revision in the final Census publications, but the changes are expected to be relatively minor with respect to coverage. The final Census figures will be issued in a series of Business Census bulletins which will show additional detailed kind-of-business information for all places where there are a sufficient number of establishments.

The 1948 Census of Business was taken under the provision of the Act of June 19, 1948, which provides that the Business Census be taken for 1948 and for each fifth year thereafter. Previous Business Censuses were taken for the years 1929, 1933, 1935, and 1939.

Scope of the Census.—The 1948 Census of Business covered all establishments in the following trades, as defined by the Standard Industrial Classification Manual, May 1949 issue, of the Executive Office of the President: all retail trades; all wholesale trades; all service trades in the following four groups—personal services, business services, automobile repairs and services, and miscellaneous repair services; hotels; tourist courts and camps; and amusements, including motion picture theaters. Some important services not covered are radio broadcasting and television, medical and health, legal, educational, nonprofit, accounting, and domestic services.

This coverage is similar to that of the 1939 Business Census. However, "custom trades" and "services incidental to transportation," which are no longer included in the standard classification of the service trades, are not covered by the 1948 Census. In a number of localities, these exclusions as well as other changes in the standard classification may have a considerable effect in comparing

1948 with 1939 data, particularly with respect to establishment count.

Establishment definition.—For Census purposes, a business establishment is defined to include only enterprises conducted from a recognizable place of business, provided that the annual sales were in excess of \$5,000 for a wholesale trade establishment and \$500 for establishments in other trades. A detailed analysis of coverage will be provided in future Census of Business publications.

"Number of establishments" is the number of separate business locations, rather than the number of business companies or organizations, since the Census figures represent information reported separately for each business location or establishment. The establishment count reflects the number of places in business at the end of 1948 excluding administrative and executive offices of multiunit organizations, and "chain store" warehouses.

Sales and receipts.—"1948 sales and receipts" represents sales of merchandise and receipts from repairs and other services to customers. The figures reflect deductions for returned goods and allowances, but not for trade-in allowances; they exclude sales and excise taxes collected from customers and paid directly to any taxing agency.

Proprietors.—"Active proprietors..." represents owners and partners of unincorporated businesses who devoted the major portion of their time to the business in November 1948.

Employment.—"Number of paid employees..." represents all employees on the pay roll for the pay period ending nearest November 15, 1948. "Full workweek" employees, whether regular or seasonal, are those who in the November 15 pay period were paid for working at least the number of hours typically worked in a week by employees of the reporting establishment.

1948 CENSUS OF BUSINESS

RETAIL, WHOLESALE, SERVICE TRADES

U. S. DEPARTMENT OF COMMERCE
BUREAU OF THE CENSUS

PRELIMINARY

For Release April 13, 1950

Release Series BC-1P-26-073

RED WILLOW COUNTY, NEBR.

Retail, wholesale, and service establishments located in Red Willow County, Nebraska, showed a substantial expansion in dollar volume of trade from 1939 to 1948 according to preliminary figures from the 1948 Census of Business released today by the Bureau of the Census, U. S. Department of Commerce.

Retail sales in the county during 1948 aggregated \$17.7 million, an increase of 254 percent over the \$5.0 million in 1939, when the preceding Census of Business was taken. Wholesale sales in the county reached a total of \$22.1 million in 1949 as compared with \$2.7 million in 1939. The service trades included in the Census of Business recorded receipts totaling \$737,000 in 1948 compared with \$240,000 in 1939.

Employment in the county also rose over the 9-year period between 1939 and 1948 for the above trades. Establishments in these trades reported a combined total of 1,175 paid employees for the workweek ended nearest November 15, 1948. This compared with a total of 680 employees reported for the week of November 15, 1939.

These preliminary figures have been derived from a Census report on Red Willow County, Nebraska, which also includes data for the city of McCook. Final figures, superseding the preliminary data for Red Willow County, will be included in a Bulletin for the State of Nebraska to be issued in several months. Similar data will be made available this year in preliminary and final form for each of the counties and States. A single copy of the preliminary release for Red Willow County as well as an order blank for other area releases may be obtained by writing to the Bureau of the Census, Washington 25, D. C.

Table 1.—CENSUS OF BUSINESS PRELIMINARY RESULTS FOR 1948, BY TRADE GROUP
RED WILLOW COUNTY, NEBR.

| Trade group and kind of business | Number of establishments | 1948 sales and receipts (Thousand dollars) | Active proprietors of unincorporated businesses Nov. 1948 | Paid employees, workweek ended nearest Nov. 15, 1948 | |
|---|--------------------------|---|--|--|-------------------------|
| | | | | Total employees ¹ | Full workweek employees |
| RETAIL TRADE, total..... | 182 | 17,669 | 183 | 892 | 702 |
| Food group..... | 30 | 3,051 | 31 | 132 | 96 |
| Eating and drinking places..... | 32 | 835 | 41 | 118 | 89 |
| General merchandise grp, general stores. | 7 | 2,177 | 2 | 188 | 118 |
| Apparel group..... | 16 | 1,297 | 15 | 65 | 61 |
| Furniture-home furnishgs-appliance grp. | 9 | 996 | 8 | 55 | 53 |
| Automotive group..... | 17 | 3,422 | 20 | 110 | 104 |
| Gasoline service stations..... | 20 | 1,274 | 18 | 48 | 41 |
| Lumber-building-hardware group..... | 23 | 3,030 | 15 | 91 | 81 |
| Drug and proprietary stores..... | 6 | 438 | 7 | 49 | 30 |
| All other retail stores..... | 22 | 1,149 | 26 | 36 | 29 |
| WHOLESALE TRADE..... | 39 | 22,065 | 29 | 170 | x |
| SELECTED SERVICE TRADES, ^{2/} total..... | 57 | 737 | 60 | 113 | 100 |
| Personal services..... | 31 | 475 | 35 | 90 | 78 |
| All other service trades..... | 26 | 262 | 25 | 23 | 22 |
| TOURIST COURTS AND CAMPS..... | 9 | 76 | 10 | 6 | 3 |

x Not available.

^{1/} Includes employees paid for less than the full workweek.

^{2/} See General Description on last page for changes from the 1939 Census of Business in the coverage of Service Trades.

Table 2.—CENSUS OF BUSINESS PRELIMINARY RESULTS FOR 1948 FOR CITIES OF 2,500 INHABITANTS OR MORE

RED WILLOW COUNTY, NEBR.

(Data omitted for trade groups where necessary to avoid disclosure)

| City and trade group ¹ | Number of establishments | 1948 sales and receipts (Thousand dollars) | Active proprietors of unincorporated businesses Nov. 1948 | Paid employees, workweek ended nearest Nov. 15, 1948 | |
|-----------------------------------|--------------------------|---|--|--|-------------------------|
| | | | | Total employees ² | Full workweek employees |
| McCook: | | | | | |
| Retail trade..... | 131 | 15,487 | 134 | 812 | 642 |
| Selected service trades.... | 45 | 644 | 48 | 108 | 95 |
| Remainder of county: | | | | | |
| Retail trade..... | 51 | 2,182 | 49 | 80 | 60 |
| Selected service trades.... | 12 | 93 | 12 | 5 | 5 |

1/ See General Description on this page for changes from the 1939 Census of Business in the coverage of Service Trades.

2/ Includes employees paid for less than the full workweek.

GENERAL DESCRIPTION OF PRELIMINARY RELEASES FOR THE 1948 CENSUS OF BUSINESS

This series of releases, of which one is planned for each county in the United States, presents preliminary results of the 1948 Census of Business. The information is based on reports submitted by business establishments for that Census. The figures shown are preliminary, and are subject to revision in the final Census publications, but the changes are expected to be relatively minor with respect to coverage. The final Census figures will be issued in a series of Business Census bulletins which will show additional detailed kind-of-business information for all places where there are a sufficient number of establishments.

The 1948 Census of Business was taken under the provision of the Act of June 19, 1948, which provides that the Business Census be taken for 1948 and for each fifth year thereafter. Previous Business Censuses were taken for the years 1929, 1933, 1935, and 1939.

Scope of the Census.—The 1948 Census of Business covered all establishments in the following trades, as defined by the Standard Industrial Classification Manual, May 1949 issue, of the Executive Office of the President: all retail trades; all wholesale trades; all service trades in the following four groups—personal services, business services, automobile repairs and services, and miscellaneous repair services; hotels; tourist courts and camps; and amusements, including motion picture theaters. Some important services not covered are radio broadcasting and television, medical and health, legal, educational, nonprofit, accounting, and domestic services.

This coverage is similar to that of the 1939 Business Census. However, "custom trades" and "services incidental to transportation," which are no longer included in the standard classification of the service trades, are not covered by the 1948 Census. In a number of localities, these exclusions as well as other changes in the standard classification may have

a considerable effect in comparing 1948 with 1939 data, particularly with respect to establishment count.

Establishment definition.—For Census purposes, a business establishment is defined to include only enterprises conducted from a recognizable place of business, provided that the annual sales were in excess of \$5,000 for a wholesale trade establishment and \$500 for establishments in other trades. A detailed analysis of coverage will be provided in future Census of Business publications.

"Number of establishments" is the number of separate business locations, rather than the number of business companies or organizations, since the Census figures represent information reported separately for each business location or establishment. The establishment count reflects the number of places in business at the end of 1948 excluding administrative and executive offices of multiunit organizations, and "chain store" warehouses.

Sales and receipts.—"1948 sales and receipts" represents sales of merchandise and receipts from repairs and other services to customers. The figures reflect deductions for returned goods and allowances, but not for trade-in allowances; they exclude sales and excise taxes collected from customers and paid directly to any taxing agency.

Proprietors.—"Active proprietors..." represents owners and partners of unincorporated businesses who devoted the major portion of their time to the business in November 1948.

Employment.—"Number of paid employees..." represents all employees on the pay roll for the pay period ending nearest November 15, 1948. "Full workweek" employees, whether regular or seasonal, are those who in the November 15 pay period were paid for working at least the number of hours typically worked in a week by employees of the reporting establishment.

1948 CENSUS OF BUSINESS

RETAIL, WHOLESALE, SERVICE TRADES

U. S. DEPARTMENT OF COMMERCE
BUREAU OF THE CENSUS

PRELIMINARY

For Release April 3, 1950

Release Series BC-1P-26-074

RICHARDSON COUNTY, NEBR.

Retail, wholesale, and service establishments located in Richardson County, Nebraska, showed a substantial expansion in dollar volume of trade from 1939 to 1948 according to preliminary figures from the 1948 Census of Business released today by the Bureau of the Census, U. S. Department of Commerce.

Retail sales in the county during 1948 aggregated \$16.2 million, an increase of 212 percent over the \$5.2 million in 1939, when the preceding Census of Business was taken. Wholesale sales in the county reached a total of \$11.2 million in 1948 as compared with \$2.6 million in 1939. The service trades included in the Census of Business recorded receipts totaling \$625,000 in 1948 compared with \$251,000 in 1939.

Employment in the county also rose over the 9-year period between 1939 and 1948 for the above trades. Establishments in these trades reported a combined total of 988 paid employees for the workweek ended nearest November 15, 1948. This compared with a total of 731 employees reported for the week of November 15, 1939.

These preliminary figures have been derived from a Census report on Richardson County, Nebraska, which also includes data for Falls City. Final figures, superseding the preliminary data for Richardson County, will be included in a Bulletin for the State of Nebraska to be issued in several months. Similar data will be made available this year in preliminary and final form for each of the counties and States. A single copy of the preliminary release for Richardson County as well as an order blank for other area releases may be obtained by writing to the Bureau of the Census, Washington 25, D. C.

Table 1.—CENSUS OF BUSINESS PRELIMINARY RESULTS FOR 1948, BY TRADE GROUP

RICHARDSON COUNTY, NEBR.

| Trade group and kind of business | Number of establishments | 1948 sales and receipts (Thousand dollars) | Active proprietors of unincorporated businesses Nov. 1948 | Paid employees, workweek ended nearest Nov. 15, 1948 | |
|---|--------------------------|---|--|--|-------------------------|
| | | | | Total employees ¹ | Full workweek employees |
| RETAIL TRADE, total..... | 228 | 16,160 | 232 | 755 | 612 |
| Food group..... | 34 | 2,934 | 37 | 95 | 68 |
| Eating and drinking places..... | 42 | 893 | 45 | 129 | 89 |
| General merchandise grp, general stores | 8 | 1,367 | 2 | 129 | 90 |
| Apparel group..... | 11 | 745 | 13 | 37 | 28 |
| Furniture-home furnishings-appliance grp | 15 | 1,053 | 14 | 45 | 41 |
| Automotive group..... | 18 | 2,649 | 20 | 82 | 80 |
| Gasoline service stations..... | 32 | 1,379 | 30 | 63 | 53 |
| Lumber-building-hardware group..... | 33 | 3,150 | 33 | 104 | 99 |
| Drug and proprietary stores..... | 5 | 360 | 7 | 21 | 19 |
| All other retail stores..... | 30 | 1,630 | 31 | 50 | 45 |
| WHOLESALE TRADE, total..... | 31 | 11,157 | 28 | 166 | x |
| Merchant wholesalers..... | 7 | 3,942 | 10 | 98 | x |
| Other wholesale..... | 24 | 7,215 | 18 | 68 | x |
| SELECTED SERVICE TRADES, ^{2/} total..... | 67 | 625 | 72 | 67 | 60 |
| Personal services..... | 36 | 225 | 37 | 39 | 33 |
| All other service trades..... | 31 | 400 | 35 | 28 | 27 |

x Not available.

^{1/} Includes employees paid for less than the full workweek.

^{2/} See General Description on last page for changes from the 1939 Census of Business in the coverage of Service Trades.

Table 2.—CENSUS OF BUSINESS PRELIMINARY RESULTS FOR 1948 FOR CITIES OF 2,500 INHABITANTS OR MORE

RICHARDSON COUNTY, NEBR.

(Data omitted for trade groups where necessary to avoid disclosure)

| City and trade group ¹ | Number of establishments | 1948 sales and receipts (Thousand dollars) | Active proprietors of unincorporated businesses Nov. 1948 | Paid employees, workweek ended nearest Nov. 15, 1948 | |
|-----------------------------------|--------------------------|---|--|--|-------------------------|
| | | | | Total employees ² | Full workweek employees |
| Falls City: | | | | | |
| Retail trade..... | 111 | 11,364 | 114 | 559 | 460 |
| Wholesale trade..... | 17 | 7,954 | 21 | 140 | x |
| Selected service trades.... | 41 | 453 | 46 | 55 | 48 |
| Remainder of county: | | | | | |
| Retail trade..... | 117 | 4,796 | 118 | 196 | 152 |
| Wholesale trade..... | 14 | 3,203 | 7 | 26 | x |
| Selected service trades.... | 26 | 172 | 26 | 12 | 12 |

x Not available.

1/ See General Description on this page for changes from the 1939 Census of Business in the coverage of Service Trades.

2/ Includes employees paid for less than the full workweek.

GENERAL DESCRIPTION OF PRELIMINARY RELEASES FOR THE 1948 CENSUS OF BUSINESS

This series of releases, of which one is planned for each county in the United States, presents preliminary results of the 1948 Census of Business. The information is based on reports submitted by business establishments for that Census. The figures shown are preliminary, and are subject to revision in the final Census publications, but the changes are expected to be relatively minor with respect to coverage. The final Census figures will be issued in a series of Business Censuses bulletins which will show additional detailed kind-of-business information for all places where there are a sufficient number of establishments.

The 1948 Census of Business was taken under the provision of the Act of June 19, 1948, which provides that the Business Censuses be taken for 1948 and for each fifth year thereafter. Previous Business Censuses were taken for the years 1929, 1933, 1935, and 1939.

Scope of the Census.—The 1948 Census of Business covered all establishments in the following trades, as defined by the Standard Industrial Classification Manual, May 1949 issue, of the Executive Office of the President: all retail trades; all wholesale trades; all service trades in the following four groups—personal services, business services, automobile repairs and services, and miscellaneous repair services; hotels; tourist courts and camps; and amusements, including motion picture theaters. Some important services not covered are radio broadcasting and television, medical and health, legal, educational, nonprofit, accounting, and domestic services.

This coverage is similar to that of the 1939 Business Censuses. However, "custom trades" and "services incidental to transportation," which are no longer included in the standard classification of the service trades, are not covered by the 1948 Census. In a number of localities, these exclusions as well as

other changes in the standard classification may have a considerable effect in comparing 1948 with 1939 data, particularly with respect to establishment count.

Establishment definition.—For Census purposes, a business establishment is defined to include only enterprises conducted from a recognizable place of business, provided that the annual sales were in excess of \$5,000 for a wholesale trade establishment and \$500 for establishments in other trades. A detailed analysis of coverage will be provided in future Censuses of Business publications.

"Number of establishments" is the number of separate business locations, rather than the number of business companies or organizations, since the Census figures represent information reported separately for each business location or establishment. The establishment count reflects the number of places in business at the end of 1948 excluding administrative and executive offices of multiunit organizations, and "chain store" warehouses.

Sales and receipts.—"1948 sales and receipts" represents sales of merchandise and receipts from repairs and other services to customers. The figures reflect deductions for returned goods and allowances, but not for trade-in allowances; they exclude sales and excise taxes collected from customers and paid directly to any taxing agency.

Proprietors.—"Active proprietors..." represents owners and partners of unincorporated businesses who devoted the major portion of their time to the business in November 1948.

Employment.—"Number of paid employees..." represents all employees on the pay roll for the pay period ending nearest November 15, 1948. "Full workweek" employees, whether regular or seasonal, are those who in the November 15 pay period were paid for working at least the number of hours typically worked in a week by employees of the reporting establishment.

1948 CENSUS OF BUSINESS

RETAIL, WHOLESALE, SERVICE TRADES

U. S. DEPARTMENT OF COMMERCE
BUREAU OF THE CENSUS

PRELIMINARY

For Release May 22, 1950

Release Series BC-1P-26-075

ROCK COUNTY, NEBR.

Retail and service establishments located in Rock County, Nebraska, showed a substantial expansion in dollar volume of trade from 1939 to 1948 according to preliminary figures from the 1948 Census of Business released today by the Bureau of the Census, U. S. Department of Commerce.

Retail sales in the county during 1948 aggregated \$2.9 million, an increase of 222 percent over the \$0.9 million in 1939, when the preceding Census of Business was taken. The service trades included in the Census of Business recorded receipts totaling \$73,000 in 1948 compared with \$44,000 in 1939.

Employment in the county rose over the 9-year period between 1939 and 1948 for the above trades. Establishments in these trades reported a combined total of 126 paid employees for the workweek ended nearest November 15, 1948. This compared with a total of 108 employees reported for the week of November 15, 1939.

These preliminary figures have been derived from a Census report on Rock County, Nebraska. Final figures, superseding the preliminary data for Rock County, will be included in a Bulletin for the State of Nebraska to be issued in several months. Similar data will be made available this year in preliminary and final form for each of the counties and States. A single copy of the preliminary release for Rock County as well as an order blank for other area releases may be obtained by writing to the Bureau of the Census, Washington 25, D. C.

Table 1.—CENSUS OF BUSINESS PRELIMINARY RESULTS FOR 1948, BY TRADE GROUP

ROCK COUNTY, NEBR.

| Trade group and kind of business | Number of establishments | 1948 sales and receipts (Thousand dollars) | Active proprietors of unincorporated businesses Nov. 1948 | Paid employees, workweek ended nearest Nov. 15, 1948 | |
|---|--------------------------|---|--|--|-------------------------|
| | | | | Total employees ¹ | Full workweek employees |
| RETAIL TRADE, total..... | 49 | 2,879 | 45 | 120 | 94 |
| Food group..... | 10 | 475 | 6 | 20 | 13 |
| Eating and drinking places..... | 7 | 122 | 6 | 26 | 23 |
| Gasoline service stations..... | 7 | 268 | 6 | 7 | 7 |
| All other retail stores..... | 25 | 2,014 | 27 | 67 | 51 |
| SELECTED SERVICE TRADES ^{2/} | 15 | 73 | 16 | 6 | 5 |

^{1/} Includes employees paid for less than the full workweek.

^{2/} See General Description on last page for changes from the 1939 Census of Business in the coverage of Service Trades.

91693

GENERAL DESCRIPTION OF PRELIMINARY RELEASES FOR THE
1948 CENSUS OF BUSINESS

This series of releases, of which one is planned for each county in the United States, presents preliminary results of the 1948 Census of Business. The information is based on reports submitted by business establishments for that Census. The figures shown are preliminary, and are subject to revision in the final Census publications, but the changes are expected to be relatively minor with respect to coverage. The final Census figures will be issued in a series of Business Census bulletins which will show additional detailed kind-of-business information for all places where there are a sufficient number of establishments.

The 1948 Census of Business was taken under the provision of the Act of June 19, 1948, which provides that the Business Census be taken for 1948 and for each fifth year thereafter. Previous Business Censuses were taken for the years 1929, 1933, 1935, and 1939.

Scope of the Census.—The 1948 Census of Business covered all establishments in the following trades, as defined by the Standard Industrial Classification Manual, May 1949 issue, of the Executive Office of the President: all retail trades; all wholesale trades; all service trades in the following four groups—personal services, business services, automobile repairs and services, and miscellaneous repair services; hotels; tourist courts and camps; and amusements, including motion picture theaters. Some important services not covered are radio broadcasting and television, medical and health, legal, educational, nonprofit, accounting, and domestic services.

This coverage is similar to that of the 1939 Business Census. However, "custom trades" and "services incidental to transportation," which are no longer included in the standard classification of the service trades, are not covered by the 1948 Census. In a number of localities, these exclusions as well as other changes in the standard classification may have a considerable effect in comparing

1948 with 1939 data, particularly with respect to establishment count.

Establishment definition.—For Census purposes, a business establishment is defined to include only enterprises conducted from a recognizable place of business, provided that the annual sales were in excess of \$5,000 for a wholesale trade establishment and \$500 for establishments in other trades. A detailed analysis of coverage will be provided in future Census of Business publications.

"Number of establishments" is the number of separate business locations, rather than the number of business companies or organizations, since the Census figures represent information reported separately for each business location or establishment. The establishment count reflects the number of places in business at the end of 1948 excluding administrative and executive offices of multiunit organizations, and "chain store" warehouses.

Sales and receipts.—"1948 sales and receipts" represents sales of merchandise and receipts from repairs and other services to customers. The figures reflect deductions for returned goods and allowances, but not for trade-in allowances; they exclude sales and excise taxes collected from customers and paid directly to any taxing agency.

Proprietors.—"Active proprietors..." represents owners and partners of unincorporated businesses who devoted the major portion of their time to the business in November 1948.

Employment.—"Number of paid employees..." represents all employees on the pay roll for the pay period ending nearest November 15, 1948. "Full workweek" employees, whether regular or seasonal, are those who in the November 15 pay period were paid for working at least the number of hours typically worked in a week by employees of the reporting establishment.

1948 CENSUS OF BUSINESS

RETAIL, WHOLESALE, SERVICE TRADES

U. S. DEPARTMENT OF COMMERCE
BUREAU OF THE CENSUS

PRELIMINARY

For Release April 6, 1950

Release Series BC-1P-26-076

SALINE COUNTY, NEBR.

Retail, wholesale, and service establishments located in Saline County, Nebraska, showed a substantial expansion in dollar volume of trade from 1939 to 1948 according to preliminary figures from the 1948 Census of Business released today by the Bureau of the Census, U. S. Department of Commerce.

Retail sales in the county during 1948 aggregated \$11.5 million, an increase of 238 percent over the \$3.4 million in 1939, when the preceding Census of Business was taken. Wholesale sales in the county reached a total of \$9.1 million in 1948 as compared with \$1.8 million in 1939. The service trades included in the Census of Business recorded receipts totaling \$334,000 in 1948 compared with \$146,000 in 1939.

Employment in the county also rose over the 9-year period between 1939 and 1948 for the above trades. Establishments in these trades reported a combined total of 580 paid employees for the workweek ended nearest November 15, 1948. This compared with a total of 417 employees reported for the week of November 15, 1939.

These preliminary figures have been derived from a Census report on Saline County, Nebraska, which also includes data for the city of Crete. Final figures, superseding the preliminary data for Saline County, will be included in a Bulletin for the State of Nebraska to be issued in several months. Similar data will be made available this year in preliminary and final form for each of the counties and States. A single copy of the preliminary release for Saline County as well as an order blank for other area releases may be obtained by writing to the Bureau of the Census, Washington 25, D. C.

Table 1.—CENSUS OF BUSINESS PRELIMINARY RESULTS FOR 1948, BY TRADE GROUP
SALINE COUNTY, NEBR.

| Trade group and kind of business | Number of establishments | 1948 sales and receipts (Thousand dollars) | Active proprietors of unincorporated businesses Nov. 1948 | Paid employees, workweek ended nearest Nov. 15, 1948 | |
|---|--------------------------|---|--|--|-------------------------|
| | | | | Total employees ¹ | Full workweek employees |
| RETAIL TRADE, total..... | 216 | 11,478 | 230 | 478 | 350 |
| Food group..... | 33 | 2,286 | 37 | 76 | 46 |
| Eating and drinking places..... | 38 | 984 | 44 | 74 | 58 |
| General merchandise grp, general stores..... | 9 | 043 | 6 | 57 | 33 |
| Apparel group..... | 7 | 272 | 8 | 8 | 6 |
| Furniture-home furnishings-appliance grp.. | 16 | 464 | 15 | 14 | 6 |
| Automotive group..... | 18 | 2,147 | 18 | 70 | 66 |
| Gasoline service stations..... | 29 | 1,283 | 31 | 39 | 31 |
| Lumber-building-hardware group..... | 35 | 2,662 | 34 | 104 | 85 |
| Drug and proprietary stores..... | 9 | 276 | 11 | 16 | 11 |
| All other retail stores..... | 22 | 461 | 26 | 20 | 8 |
| WHOLESALE TRADE..... | 37 | 9,053 | 28 | 62 | x |
| SELECTED SERVICE TRADES, ² /total..... | 56 | 334 | 58 | 40 | 28 |
| Personal services..... | 31 | 177 | 33 | 27 | 17 |
| All other service trades..... | 25 | 157 | 25 | 13 | 11 |
| AMUSEMENTS..... | 10 | 115 | 7 | 28 | x |

x Not available.

¹/ Includes employees paid for less than the full workweek.

²/ See General Description on last page for changes from the 1939 Census of Business in the coverage of Service Trades.

Table 2.—CENSUS OF BUSINESS PRELIMINARY RESULTS FOR 1948 FOR CITIES OF 2,500 INHABITANTS OR MORE
SALINE COUNTY, NEBR.

(Data omitted for trade groups where necessary to avoid disclosure)

| City and trade group ¹ | Number of establishments | 1948 sales and receipts (Thousand dollars) | Active proprietors of unincorporated businesses Nov. 1948 | Paid employees, workweek ended nearest Nov. 15, 1948 | |
|-----------------------------------|--------------------------|---|--|--|-------------------------|
| | | | | Total employees ² | Full workweek employees |
| Crete: | | | | | |
| Retail trade..... | 70 | 4,814 | 65 | 226 | 162 |
| Selected service trades.... | 22 | 161 | 23 | 23 | 18 |
| Amusements..... | 5 | 89 | 4 | 20 | x |
| Remainder of county: | | | | | |
| Retail trade..... | 146 | 6,664 | 165 | 252 | 188 |
| Selected service trades.... | 34 | 173 | 35 | 17 | 10 |
| Amusements..... | 5 | 26 | 3 | 8 | x |

1/ See General Description on this page for changes from the 1939 Census of Business in the coverage of Service Trades.

2/ Includes employees paid for less than the full workweek.

x. Not available.

GENERAL DESCRIPTION OF PRELIMINARY RELEASES FOR THE 1948 CENSUS OF BUSINESS

This series of releases, of which one is planned for each county in the United States, presents preliminary results of the 1948 Census of Business. The information is based on reports submitted by business establishments for that Census. The figures shown are preliminary, and are subject to revision in the final Census publications, but the changes are expected to be relatively minor with respect to coverage. The final Census figures will be issued in a series of Business Census bulletins which will show additional detailed kind-of-business information for all places where there are a sufficient number of establishments.

The 1948 Census of Business was taken under the provision of the Act of June 19, 1948, which provides that the Business Census be taken for 1948 and for each fifth year thereafter. Previous Business Censuses were taken for the years 1929, 1933, 1935, and 1939.

Scope of the Census.—The 1948 Census of Business covered all establishments in the following trades, as defined by the Standard Industrial Classification Manual, May 1949 issue, of the Executive Office of the President: all retail trades; all wholesale trades; all service trades in the following four groups—personal services, business services, automobile repairs and services, and miscellaneous repair services; hotels; tourist courts and camps; and amusements, including motion picture theaters. Some important services not covered are radio broadcasting and television, medical and health, legal, educational, nonprofit, accounting, and domestic services.

This coverage is similar to that of the 1939 Business Census. However, "custom trades" and "services incidental to transportation," which are no longer included in the standard classification of the service trades, are not covered by the 1948 Census. In a number of localities, these exclusions as well as other changes in the standard classification may have

a considerable effect in comparing 1948 with 1939 data, particularly with respect to establishment count.

Establishment definition.—For Census purposes, a business establishment is defined to include only enterprises conducted from a recognizable place of business, provided that the annual sales were in excess of \$5,000 for a wholesale trade establishment and \$500 for establishments in other trades. A detailed analysis of coverage will be provided in future Census of Business publications.

"Number of establishments" is the number of separate business locations, rather than the number of business companies or organizations, since the Census figures represent information reported separately for each business location or establishment. The establishment count reflects the number of places in business at the end of 1948 excluding administrative and executive offices of multiunit organizations, and "chain store" warehouses.

Sales and receipts.—"1948 sales and receipts" represents sales of merchandise and receipts from repairs and other services to customers. The figures reflect deductions for returned goods and allowances, but not for trade-in allowances; they exclude sales and excise taxes collected from customers and paid directly to any taxing agency.

Proprietors.—"Active proprietors..." represents owners and partners of unincorporated businesses who devoted the major portion of their time to the business in November 1948.

Employment.—"Number of paid employees..." represents all employees on the pay roll for the pay period ending nearest November 15, 1948. "Full workweek" employees, whether regular or seasonal, are those who in the November 15 pay period were paid for working at least the number of hours typically worked in a week by employees of the reporting establishment.

1948 CENSUS OF BUSINESS

RETAIL, WHOLESALE, SERVICE TRADES

U. S. DEPARTMENT OF COMMERCE
BUREAU OF THE CENSUS

PRELIMINARY

For Release May 1, 1950

Release Series BC-1P-26-077

SARPY COUNTY, NEBR.

Retail, wholesale, and service establishments located in Sarpy County, Nebraska, showed a substantial expansion in dollar volume of trade from 1939 to 1948 according to preliminary figures from the 1948 Census of Business released today by the Bureau of the Census, U. S. Department of Commerce.

Retail sales in the county during 1948 aggregated \$4.7 million, an increase of 236 percent over the \$1.4 million in 1939, when the preceding Census of Business was taken. Wholesale sales in the county reached a total of \$717,000 in 1948 as compared with \$91,000 in 1939. The service trades included in the Census of Business recorded receipts totaling \$226,000 in 1948 compared with \$39,000 in 1939.

Employment in the county also rose over the 9-year period between 1939 and 1948 for the above trades. Establishments in these trades reported a combined total of 199 paid employees for the workweek ended nearest November 15, 1948. This compared with a total of 130 employees reported for the week of November 15, 1939.

These preliminary figures have been derived from a Census report on Sarpy County, Nebraska. Final figures, superseding the preliminary data for Sarpy County, will be included in a Bulletin for the State of Nebraska to be issued in several months. Similar data will be made available this year in preliminary and final form for each of the counties and States. A single copy of the preliminary release for Sarpy County as well as an order blank for other area releases may be obtained by writing to the Bureau of the Census, Washington 25, D. C.

Table 1.—CENSUS OF BUSINESS PRELIMINARY RESULTS FOR 1948, BY TRADE GROUP
SARPY COUNTY, NEBR.

| Trade group and kind of business | Number of establishments | 1948 sales and receipts (Thousand dollars) | Active proprietors of unincorporated businesses Nov. 1948 | Paid employees, workweek ended nearest Nov. 15, 1948 | |
|---|--------------------------|---|--|--|-------------------------|
| | | | | Total employees ¹ | Full workweek employees |
| RETAIL TRADE, total..... | 97 | 4,688 | 111 | 172 | 133 |
| Food group..... | 15 | 1,325 | 20 | 30 | 23 |
| Eating and drinking places..... | 32 | 688 | 36 | 49 | 38 |
| Gasoline service stations..... | 12 | 385 | 10 | 15 | 10 |
| All other retail stores..... | 38 | 2,290 | 45 | 78 | 62 |
| WHOLESALE TRADE..... | 5 | 717 | 5 | 13 | x |
| SELECTED SERVICE TRADES, ^{2/} total..... | 27 | 226 | 29 | 14 | 13 |
| Personal services..... | 15 | 98 | 17 | 9 | 9 |
| All other service trades..... | 12 | 128 | 12 | 5 | 4 |
| AMUSEMENTS..... | 6 | 74 | 3 | 8 | x |

x Not available.

^{1/} Includes employees paid for less than the full workweek.

^{2/} See General Description on last page for changes from the 1939 Census of Business in the coverage of Service Trades.

GENERAL DESCRIPTION OF PRELIMINARY RELEASES FOR THE 1948 CENSUS OF BUSINESS

This series of releases, of which one is planned for each county in the United States, presents preliminary results of the 1948 Census of Business. The information is based on reports submitted by business establishments for that Census. The figures shown are preliminary, and are subject to revision in the final Census publications, but the changes are expected to be relatively minor with respect to coverage. The final Census figures will be issued in a series of Business Census bulletins which will show additional detailed kind-of-business information for all places where there are a sufficient number of establishments.

The 1948 Census of Business was taken under the provision of the Act of June 19, 1948, which provides that the Business Census be taken for 1948 and for each fifth year thereafter. Previous Business Censuses were taken for the years 1929, 1933, 1935, and 1939.

Scope of the Census.—The 1948 Census of Business covered all establishments in the following trades, as defined by the Standard Industrial Classification Manual, May 1949 issue, of the Executive Office of the President: all retail trades; all wholesale trades; all service trades in the following four groups—personal services, business services, automobile repairs and services, and miscellaneous repair services; hotels; tourist courts and camps; and amusements, including motion picture theaters. Some important services not covered are radio broadcasting and television, medical and health, legal, educational, nonprofit, accounting, and domestic services.

This coverage is similar to that of the 1939 Business Census. However, "custom trades" and "services incidental to transportation," which are no longer included in the standard classification of the service trades, are not covered by the 1948 Census. In a number of localities, these exclusions as well as other changes in the standard classification may have a considerable effect in comparing

1948 with 1939 data, particularly with respect to establishment count.

Establishment definition.—For Census purposes, a business establishment is defined to include only enterprises conducted from a recognizable place of business, provided that the annual sales were in excess of \$5,000 for a wholesale trade establishment and \$500 for establishments in other trades. A detailed analysis of coverage will be provided in future Census of Business publications.

"Number of establishments" is the number of separate business locations, rather than the number of business companies or organizations, since the Census figures represent information reported separately for each business location or establishment. The establishment count reflects the number of places in business at the end of 1948 excluding administrative and executive offices of multiunit organizations, and "chain store" warehouses.

Sales and receipts.—"1948 sales and receipts" represents sales of merchandise and receipts from repairs and other services to customers. The figures reflect deductions for returned goods and allowances, but not for trade-in allowances; they exclude sales and excise taxes collected from customers and paid directly to any taxing agency.

Proprietors.—"Active proprietors..." represents owners and partners of unincorporated businesses who devoted the major portion of their time to the business in November 1948.

Employment.—"Number of paid employees..." represents all employees on the pay roll for the pay period ending nearest November 15, 1948. "Full workweek" employees, whether regular or seasonal, are those who in the November 15 pay period were paid for working at least the number of hours typically worked in a week by employees of the reporting establishment.

1948 CENSUS OF BUSINESS

RETAIL, WHOLESALE, SERVICE TRADES

U. S. DEPARTMENT OF COMMERCE
BUREAU OF THE CENSUS

PRELIMINARY

For Release April 3, 1950

Release Series BC-1P-26-078

SAUNDERS COUNTY, NEBR.

Retail, wholesale, and service establishments located in Saunders County, Nebraska, showed a substantial expansion in dollar volume of trade from 1939 to 1948 according to preliminary figures from the 1948 Census of Business released today by the Bureau of the Census, U. S. Department of Commerce.

Retail sales in the county during 1948 aggregated \$13.5 million, an increase of 229 percent over the \$4.1 million in 1939, when the preceding Census of Business was taken. Wholesale sales in the county reached a total of \$10.8 million in 1948 as compared with \$1.7 million in 1939. The service trades included in the Census of Business recorded receipts totaling \$471,000 in 1948 compared with \$125,000 in 1939.

Employment in the county also rose over the 9-year period between 1939 and 1948 for the above trades. Establishments in these trades reported a combined total of 741 paid employees for the workweek ended nearest November 15, 1948. This compared with a total of 461 employees reported for the week of November 15, 1939.

These preliminary figures have been derived from a Census report on Saunders County, Nebraska, which also includes data for the city of Wahoo. Final figures, superseding the preliminary data for Saunders County, will be included in a Bulletin for the State of Nebraska to be issued in several months. Similar data will be made available this year in preliminary and final form for each of the counties and States. A single copy of the preliminary release for Saunders County as well as an order blank for other area releases may be obtained by writing to the Bureau of the Census, Washington 25, D. C.

Table 1.—CENSUS OF BUSINESS PRELIMINARY RESULTS FOR 1948, BY TRADE GROUP
SAUNDERS COUNTY, NEBR.

| Trade group and kind of business | Number of establishments | 1948 sales and receipts (Thousand dollars) | Active proprietors of unincorporated businesses Nov. 1948 | Paid employees, workweek ended nearest Nov. 15, 1948 | |
|---|--------------------------|---|--|--|-------------------------|
| | | | | Total employees ¹ | Full workweek employees |
| RETAIL TRADE, total..... | 250 | 13,521 | 258 | 610 | 447 |
| Food group..... | 51 | 3,309 | 46 | 106 | 78 |
| Eating and drinking places..... | 50 | 1,179 | 55 | 149 | 108 |
| General merchandise grp., general stores. | 10 | 701 | 9 | 43 | 25 |
| Apparel group..... | 7 | 194 | 8 | 5 | 3 |
| Furniture-home furnishgs-appliance grp. | 13 | 525 | 12 | 33 | 25 |
| Automotive group..... | 13 | 2,233 | 15 | 70 | 67 |
| Gasoline service stations..... | 39 | 1,098 | 44 | 40 | 28 |
| Lumber-building-hardware group..... | 40 | 2,840 | 40 | 104 | 91 |
| Drug and proprietary stores..... | 11 | 294 | 10 | 15 | 9 |
| All other retail stores..... | 16 | 1,148 | 19 | 45 | 13 |
| WHOLESALE TRADE..... | 46 | 10,797 | 23 | 101 | x |
| SELECTED SERVICE TRADES, ² /total..... | 69 | 471 | 77 | 30 | 26 |
| Personal services..... | 34 | 155 | 38 | 13 | 11 |
| All other service trades..... | 35 | 316 | 39 | 17 | 15 |

x Not available.

¹/ Includes employees paid for less than the full workweek.

²/ See General Description on last page for changes from the 1939 Census of Business in the coverage of Service Trades.

Table 2.—CENSUS OF BUSINESS PRELIMINARY RESULTS FOR 1948 FOR CITIES OF 2,500 INHABITANTS OR MORE

SAUNDERS COUNTY, NEBR.

(Data omitted for trade groups where necessary to avoid disclosure)

| City and trade group ¹ | Number of establishments | 1948 sales and receipts (Thousand dollars) | Active proprietors of unincorporated businesses Nov. 1948 | Paid employees, workweek ended nearest Nov. 15, 1948 | |
|-----------------------------------|--------------------------|---|--|--|-------------------------|
| | | | | Total employees ² | Full workweek employees |
| Wahoo: | | | | | |
| Retail trade..... | 84 | 5,771 | 87 | 325 | 244 |
| Selected service trades.... | 22 | 172 | 25 | 12 | 11 |
| Remainder of county: | | | | | |
| Retail trade..... | 166 | 7,750 | 171 | 285 | 203 |
| Selected service trades.... | 47 | 299 | 52 | 18 | 15 |

1/ See General Description on this page for changes from the 1939 Census of Business in the coverage of Service Trades.

2/ Includes employees paid for less than the full workweek.

GENERAL DESCRIPTION OF PRELIMINARY RELEASES FOR THE 1948 CENSUS OF BUSINESS

This series of releases, of which one is planned for each county in the United States, presents preliminary results of the 1948 Census of Business. The information is based on reports submitted by business establishments for that Census. The figures shown are preliminary, and are subject to revision in the final Census publications, but the changes are expected to be relatively minor with respect to coverage. The final Census figures will be issued in a series of Business Census bulletins which will show additional detailed kind-of-business information for all places where there are a sufficient number of establishments.

The 1948 Census of Business was taken under the provision of the Act of June 19, 1948, which provides that the Business Census be taken for 1948 and for each fifth year thereafter. Previous Business Censuses were taken for the years 1929, 1933, 1935, and 1939.

Scope of the Census.—The 1948 Census of Business covered all establishments in the following trades, as defined by the Standard Industrial Classification Manual, May 1949 issue, of the Executive Office of the President: all retail trades; all wholesale trades; all service trades in the following four groups—personal services, business services, automobile repairs and services, and miscellaneous repair services; hotels; tourist courts and camps; and amusements, including motion picture theaters. Some important services not covered are radio broadcasting and television, medical and health, legal, educational, nonprofit, accounting, and domestic services.

This coverage is similar to that of the 1939 Business Censuses. However, "custom trades" and "services incidental to transportation," which are no longer included in the standard classification of the service trades, are not covered by the 1948 Census. In a number of localities, these exclusions as well as

other changes in the standard classification may have a considerable effect in comparing 1948 with 1939 data, particularly with respect to establishment count.

Establishment definition.—For Census purposes, a business establishment is defined to include only enterprises conducted from a recognizable place of business, provided that the annual sales were in excess of \$5,000 for a wholesale trade establishment and \$500 for establishments in other trades. A detailed analysis of coverage will be provided in future Censuses of Business publications.

"Number of establishments" is the number of separate business locations, rather than the number of business companies or organizations, since the Census figures represent information reported separately for each business location or establishment. The establishment count reflects the number of places in business at the end of 1948 excluding administrative and executive offices of multinit organizations, and "chain store" warehouses.

Sales and receipts.—"1948 sales and receipts" represents sales of merchandise and receipts from repairs and other services to customers. The figures reflect deductions for returned goods and allowances, but not for trade-in allowances; they exclude sales and excise taxes collected from customers and paid directly to any taxing agency.

Proprietors.—"Active proprietors..." represents owners and partners of unincorporated businesses who devoted the major portion of their time to the business in November 1948.

Employment.—"Number of paid employees..." represents all employees on the pay roll for the pay period ending nearest November 15, 1948. "Full workweek" employees, whether regular or seasonal, are those who in the November 15 pay period were paid for working at least the number of hours typically worked in a week by employees of the reporting establishment.

1948 CENSUS OF BUSINESS

RETAIL, WHOLESALE, SERVICE TRADES

U. S. DEPARTMENT OF COMMERCE
BUREAU OF THE CENSUS

PRELIMINARY

For Release April 5, 1950

Release Series BC-1P-26-079

SCOTTS BLUFF COUNTY, NEBR.

Retail, wholesale, and service establishments located in Scotts Bluff County, Nebraska, showed a substantial expansion in dollar volume of trade from 1939 to 1948 according to preliminary figures from the 1948 Census of Business released today by the Bureau of the Census, U. S. Department of Commerce.

Retail sales in the county during 1948 aggregated \$41.9 million, an increase of 193 percent over the \$14.3 million in 1939, when the preceding Census of Business was taken. Wholesale sales in the county reached a total of \$45.3 million in 1948 as compared with \$8.2 million in 1939. The service trades included in the Census of Business recorded receipts totaling \$2.0 million in 1948 compared with \$0.6 million in 1939.

Employment in the county also rose over the 9-year period between 1939 and 1948 for the above trades. Establishments in these trades reported a combined total of 3,095 paid employees for the workweek ended nearest November 15, 1948. This compared with a total of 2,076 employees reported for the week of November 15, 1939.

These preliminary figures have been derived from a Census report on Scotts Bluff County, Nebraska, which also includes data for the cities of Gering and Scottsbluff. Final figures, superseding the preliminary data for Scotts Bluff County, will be included in a Bulletin for the State of Nebraska to be issued in several months. Similar data will be made available this year in preliminary and final form for each of the counties and States. A single copy of the preliminary release for Scotts Bluff County as well as an order blank for other area releases may be obtained by writing to the Bureau of the Census, Washington 25, D. C.

Table 1.—CENSUS OF BUSINESS PRELIMINARY RESULTS FOR 1948, BY TRADE GROUP
SCOTTS BLUFF COUNTY, NEBR.

| Trade group and kind of business | Number of establishments | 1948 sales and receipts (Thousand dollars) | Active proprietors of unincorporated businesses Nov. 1948 | Paid employees, workweek ended nearest Nov. 15, 1948 | |
|---|--------------------------|---|--|--|-------------------------|
| | | | | Total employees ¹ | Full workweek employees |
| RETAIL TRADE, total..... | 476 | 41,905 | 502 | 1,785 | 1,406 |
| Food group..... | 89 | 8,029 | 101 | 241 | 150 |
| Eating and drinking places..... | 69 | 1,732 | 93 | 225 | 184 |
| General merchandise grp, general stores | 26 | 4,982 | 21 | 352 | 228 |
| Apparel group..... | 24 | 1,613 | 24 | 61 | 50 |
| Furniture-home furnishgs-appliance grp | 34 | 2,215 | 32 | 96 | 82 |
| Automotive group..... | 38 | 8,424 | 40 | 275 | 264 |
| Gasoline service stations..... | 64 | 3,067 | 65 | 112 | 96 |
| Lumber-building-hardware group..... | 54 | 7,595 | 43 | 240 | 216 |
| Drug and proprietary stores..... | 15 | 1,052 | 17 | 76 | 59 |
| All other retail stores..... | 63 | 3,196 | 66 | 107 | 77 |
| WHOLESALE TRADE, total..... | 100 | 45,327 | 60 | 1,090 | x |
| Merchant wholesalers..... | 45 | 20,105 | 20 | 365 | x |
| Mach'y equip't, industrial supplies. | 6 | 281 | 3 | 12 | x |
| Automotive parts, accessories..... | 7 | 1,421 | 1 | 67 | x |
| All other merchant wholesalers..... | 32 | 18,403 | 16 | 286 | x |
| Petroleum bulk plants, terminals..... | 21 | 4,051 | 18 | 58 | x |
| Assemblers of farm products..... | 27 | 11,306 | 17 | 590 | x |
| Other wholesale..... | 7 | 9,865 | 5 | 77 | x |
| SELECTED SERVICE TRADES, ² /total..... | 176 | 2,025 | 217 | 220 | 193 |
| Personal services..... | 86 | 776 | 104 | 141 | 124 |
| Business services..... | 6 | 97 | 8 | 11 | 11 |
| Automotive repairs and services..... | 40 | 557 | 51 | 43 | 38 |
| Other repair services..... | 44 | 595 | 54 | 25 | 20 |
| HOTELS..... | 15 | 300 | 14 | 62 | 45 |
| TOURIST COURTS AND CAMPS..... | 11 | 88 | 16 | 11 | 5 |
| AMUSEMENTS..... | 21 | 578 | 22 | 152 | x |

x Not available.

¹/ Includes employees paid for less than the full workweek.

²/ See General Description on last page for changes from the 1939 Census of Business in the coverage of Service Trades.

Table 2.—CENSUS OF BUSINESS PRELIMINARY RESULTS FOR 1948 FOR CITIES OF 2,500 INHABITANTS OR MORE

SCOTTS BLUFF COUNTY, NEBR.

(Data omitted for trade groups where necessary to avoid disclosure)

| City and trade group ¹ | Number of establishments | 1948 sales and receipts (Thousand dollars) | Active proprietors of unincorporated businesses Nov. 1948 | Paid employees, workweek ended nearest Nov. 15, 1948 | |
|--|--------------------------|---|--|--|-------------------------|
| | | | | Total employees ² | Full workweek employees |
| Gering: | | | | | |
| Retail trade..... | 70 | 4,359 | 80 | 159 | 133 |
| Selected service trades..... | 24 | 206 | 31 | 20 | 16 |
| Scottsbluff: | | | | | |
| Retail trade..... | 235 | 28,429 | 255 | 1,294 | 1,000 |
| Wholesale trade..... | 51 | 16,809 | 28 | 374 | x |
| Selected service trades..... | 90 | 1,219 | 111 | 163 | 150 |
| Remainder of county:^{3/} | | | | | |
| Retail trade..... | 171 | 9,117 | 167 | 332 | 273 |
| Wholesale trade..... | 49 | 28,518 | 32 | 716 | x |
| Selected service trades..... | 62 | 600 | 75 | 37 | 27 |

x Not available.

1/ See General Description on this page for changes from the 1939 Census of Business in the coverage of Service Trades.

2/ Includes employees paid for less than the full workweek.

3/ Includes figures for establishments, other than wholesale, not located in cities of 2,500 inhabitants or more, and wholesale establishments not located in cities of 5,000 inhabitants or more.

GENERAL DESCRIPTION OF PRELIMINARY RELEASES FOR THE 1948 CENSUS OF BUSINESS

This series of releases, of which one is planned for each county in the United States, presents preliminary results of the 1948 Census of Business. The information is based on reports submitted by business establishments for that Census. The figures shown are preliminary, and are subject to revision in the final Census publications, but the changes are expected to be relatively minor with respect to coverage. The final Census figures will be issued in a series of Business Census bulletins which will show additional detailed kind-of-business information for all places where there are a sufficient number of establishments.

The 1948 Census of Business was taken under the provision of the Act of June 19, 1948, which provides that the Business Census be taken for 1948 and for each fifth year thereafter. Previous Business Censuses were taken for the years 1929, 1933, 1935, and 1939.

Scope of the Census.—The 1948 Census of Business covered all establishments in the following trades, as defined by the Standard Industrial Classification Manual, May 1949 issue, of the Executive Office of the President: all retail trades; all wholesale trades; all service trades in the following four groups—personal services, business services, automobile repairs and services, and miscellaneous repair services; hotels; tourist courts and camps; and amusements, including motion picture theaters. Some important services not covered are radio broadcasting and television, medical and health, legal, educational, nonprofit, accounting, and domestic services.

This coverage is similar to that of the 1939 Business Census. However, "custom trades" and "services incidental to transportation," which are no longer included in the standard classification of the service trades, are not covered by the 1948 Census. In a number of localities, these exclusions as well as

other changes in the standard classification may have a considerable effect in comparing 1948 with 1939 data, particularly with respect to establishment count.


Establishment definition.—For Census purposes, a business establishment is defined to include only enterprises conducted from a recognizable place of business, provided that the annual sales were in excess of \$5,000 for a wholesale trade establishment and \$500 for establishments in other trades. A detailed analysis of coverage will be provided in future Censuses of Business publications.

"Number of establishments" is the number of separate business locations, rather than the number of business companies or organizations, since the Census figures represent information reported separately for each business location or establishment. The establishment count reflects the number of places in business at the end of 1948 excluding administrative and executive offices of multiunit organizations, and "chain store" warehouses.

Sales and receipts.—"1948 sales and receipts" represents sales of merchandise and receipts from repairs and other services to customers. The figures reflect deductions for returned goods and allowances, but not for trade-in allowances; they exclude sales and excise taxes collected from customers and paid directly to any taxing agency.

Proprietors.—"Active proprietors..." represents owners and partners of unincorporated businesses who devoted the major portion of their time to the business in November 1948.

Employment.—"Number of paid employees..." represents all employees on the pay roll for the pay period ending nearest November 15, 1948. "Full workweek" employees, whether regular or seasonal, are those who in the November 15 pay period were paid for working at least the number of hours typically worked in a week by employees of the reporting establishment.



1948 CENSUS OF BUSINESS

RETAIL, WHOLESALE, SERVICE TRADES

U. S. DEPARTMENT OF COMMERCE
BUREAU OF THE CENSUS

PRELIMINARY

For Release April 24, 1950

Release Series BC-1P-26-080

SEWARD COUNTY, NEBR.

Retail, wholesale, and service establishments located in Seward County, Nebraska, showed a substantial expansion in dollar volume of trade from 1939 to 1948 according to preliminary figures from the 1948 Census of Business released today by the Bureau of the Census, U. S. Department of Commerce.

Retail sales in the county during 1948 aggregated \$10.0 million, an increase of 257 percent over the \$2.8 million in 1939, when the preceding Census of Business was taken. Wholesale sales in the county reached a total of \$8.5 million in 1948 as compared with \$1.2 million in 1939. The service trades included in the Census of Business recorded receipts totaling \$321,000 in 1948 compared with \$134,000 in 1939.

Employment in the county also rose over the 9-year period between 1939 and 1948 for the above trades. Establishments in these trades reported a combined total of 465 paid employees for the workweek ended nearest November 15, 1948. This compared with a total of 354 employees reported for the week of November 15, 1939.

These preliminary figures have been derived from a Census report on Seward County, Nebraska, which also includes data for the city of Seward. Final figures, superseding the preliminary data for Seward County, will be included in a Bulletin for the State of Nebraska to be issued in several months. Similar data will be made available this year in preliminary and final form for each of the counties and States. A single copy of the preliminary release for Seward County as well as an order blank for other area releases may be obtained by writing to the Bureau of the Census, Washington 25, D. C.

Table 1.—CENSUS OF BUSINESS PRELIMINARY RESULTS FOR 1948, BY TRADE GROUP

SEWARD COUNTY, NEBR.

| Trade group and kind of business | Number of establishments | 1948 sales and receipts (Thousand dollars) | Active proprietors of unincorporated businesses Nov. 1948 | Paid employees, workweek ended nearest Nov. 15, 1948 | |
|--|--------------------------|---|--|--|-------------------------|
| | | | | Total employees ¹ | Full workweek employees |
| RETAIL TRADE, total..... | 181 | 9,988 | 194 | 381 | 283 |
| Food group..... | 32 | 2,277 | 37 | 58 | 40 |
| Eating and drinking places..... | 35 | 871 | 38 | 82 | 63 |
| General merchandise grp, general stores | 9 | 480 | 11 | 23 | 12 |
| Furniture-home furnishgs-appliance grp | 10 | 413 | 7 | 36 | 21 |
| Automotive group..... | 12 | 1,377 | 14 | 33 | 32 |
| Gasoline service stations..... | 33 | 1,234 | 32 | 45 | 32 |
| Lumber-building-hardware group..... | 31 | 2,411 | 30 | 76 | 68 |
| Drug and proprietary stores..... | 8 | 316 | 9 | 15 | 7 |
| All other retail stores..... | 11 | 609 | 16 | 13 | 8 |
| WHOLESALE TRADE... .. | 32 | 8,524 | 17 | 47 | x |
| SELECTED SERVICE TRADES, ² / _{total} | 38 | 321 | 43 | 37 | 32 |
| Personal services..... | 20 | 210 | 20 | 30 | 26 |
| All other service trades..... | 18 | 111 | 23 | 7 | 6 |

x Not available.

¹/ Includes employees paid for less than the full workweek.

²/ See General Description on last page for changes from the 1939 Census of Business in the coverage of Service Trades.

Table 2.—CENSUS OF BUSINESS PRELIMINARY RESULTS FOR 1948 FOR CITIES OF 2,500 INHABITANTS OR MORE

SEWARD COUNTY, NEBR.

(Data omitted for trade groups where necessary to avoid disclosure)

| City and trade group ¹ | Number of establishments | 1948 sales and receipts (Thousand dollars) | Active proprietors of unincorporated businesses Nov. 1948 | Paid employees, workweek ended nearest Nov. 15, 1948 | |
|-----------------------------------|--------------------------|---|--|--|-------------------------|
| | | | | Total employees ² | Full workweek employees |
| Seward: | | | | | |
| Retail trade..... | 73 | 6,054 | 80 | 250 | 179 |
| Selected service trades.... | 17 | 208 | 21 | 28 | 25 |
| Remainder of county: | | | | | |
| Retail trade..... | 108 | 3,934 | 114 | 131 | 104 |
| Selected service trades.... | 21 | 113 | 22 | 9 | 7 |

1/ See General Description on this page for changes from the 1939 Census of Business in the coverage of Service Trades.

2/ Includes employees paid for less than the full workweek.

GENERAL DESCRIPTION OF PRELIMINARY RELEASES FOR THE 1948 CENSUS OF BUSINESS

This series of releases, of which one is planned for each county in the United States, presents preliminary results of the 1948 Census of Business. The information is based on reports submitted by business establishments for that Census. The figures shown are preliminary, and are subject to revision in the final Census publications, but the changes are expected to be relatively minor with respect to coverage. The final Census figures will be issued in a series of Business Census bulletins which will show additional detailed kind-of-business information for all places where there are a sufficient number of establishments.

The 1948 Census of Business was taken under the provision of the Act of June 19, 1948, which provides that the Business Census be taken for 1948 and for each fifth year thereafter. Previous Business Censuses were taken for the years 1929, 1933, 1935, and 1939.

Scope of the Census.—The 1948 Census of Business covered all establishments in the following trades, as defined by the Standard Industrial Classification Manual, May 1949 issue, of the Executive Office of the President: all retail trades; all wholesale trades; all service trades in the following four groups—personal services, business services, automobile repairs and services, and miscellaneous repair services; hotels; tourist courts and camps; and amusements, including motion picture theaters. Some important services not covered are radio broadcasting and television, medical and health, legal, educational, nonprofit, accounting, and domestic services.

This coverage is similar to that of the 1939 Business Census. However, "custom trades" and "services incidental to transportation," which are no longer included in the standard classification of the service trades, are not covered by the 1948 Census. In a number of localities, these exclusions as well as other changes in the standard classification may have

a considerable effect in comparing 1948 with 1939 data, particularly with respect to establishment count.

Establishment definition.—For Census purposes, a business establishment is defined to include only enterprises conducted from a recognizable place of business, provided that the annual sales were in excess of \$5,000 for a wholesale trade establishment and \$500 for establishments in other trades. A detailed analysis of coverage will be provided in future Census of Business publications.

"Number of establishments" is the number of separate business locations, rather than the number of business companies or organizations, since the Census figures represent information reported separately for each business location or establishment. The establishment count reflects the number of places in business at the end of 1948 excluding administrative and executive offices of multiunit organizations, and "chain store" warehouses.

Sales and receipts.—"1948 sales and receipts" represents sales of merchandise and receipts from repairs and other services to customers. The figures reflect deductions for returned goods and allowances, but not for trade-in allowances; they exclude sales and excise taxes collected from customers and paid directly to any taxing agency.

Proprietors.—"Active proprietors..." represents owners and partners of unincorporated businesses who devoted the major portion of their time to the business in November 1948.

Employment.—"Number of paid employees..." represents all employees on the pay roll for the pay period ending nearest November 15, 1948. "Full workweek" employees, whether regular or seasonal, are those who in the November 15 pay period were paid for working at least the number of hours typically worked in a week by employees of the reporting establishment.

1948 CENSUS OF BUSINESS

RETAIL, WHOLESALE, SERVICE TRADES

U. S. DEPARTMENT OF COMMERCE
BUREAU OF THE CENSUS

PRELIMINARY

For Release April 6, 1950

Release Series BC-1P-26-081

SHERIDAN COUNTY, NEBR.

Retail, wholesale, and service establishments located in Sheridan County, Nebraska, showed a substantial expansion in dollar volume of trade from 1939 to 1948 according to preliminary figures from the 1948 Census of Business released today by the Bureau of the Census, U. S. Department of Commerce.

Retail sales in the county during 1948 aggregated \$10.2 million, an increase of 183 percent over the \$3.6 million in 1939, when the preceding Census of Business was taken. Wholesale sales in the county reached a total of \$12.9 million in 1948 as compared with \$0.7 million in 1939. The service trades included in the Census of Business recorded receipts totaling \$391,000 in 1948 compared with \$110,000 in 1939.

Employment in the county also rose over the 9-year period between 1939 and 1948 for the above trades. Establishments in these trades reported a combined total of 605 paid employees for the workweek ended nearest November 15, 1948. This compared with a total of 431 employees reported for the week of November 15, 1939.

These preliminary figures have been derived from a Census report on Sheridan County, Nebraska. Final figures, superseding the preliminary data for Sheridan County, will be included in a Bulletin for the State of Nebraska to be issued in several months. Similar data will be made available this year in preliminary and final form for each of the counties and States. A single copy of the preliminary release for Sheridan County as well as an order blank for other area releases may be obtained by writing to the Bureau of the Census, Washington 25, D. C.

Table 1.—CENSUS OF BUSINESS PRELIMINARY RESULTS FOR 1948, BY TRADE GROUP
SHERIDAN COUNTY, NEBR.

| Trade group and kind of business | Number of establishments | 1948 sales and receipts (Thousand dollars) | Active proprietors of unincorporated businesses Nov. 1948 | Paid employees, workweek ended nearest Nov. 15, 1948 | |
|---|--------------------------|---|--|--|-------------------------|
| | | | | Total employees ¹ | Full workweek employees |
| RETAIL TRADE, total..... | 159 | 10,219 | 152 | 448 | 321 |
| Food group..... | 29 | 2,047 | 28 | 66 | 47 |
| Eating and drinking places..... | 35 | 879 | 39 | 93 | 63 |
| General merchandise grp, general stores | 12 | 1,275 | 7 | 82 | 46 |
| Apparel group..... | 5 | 185 | 6 | 5 | 2 |
| Furniture-home furnishgs-appliance grp | 9 | 692 | 7 | 23 | 18 |
| Automotive group..... | 12 | 1,479 | 11 | 62 | 56 |
| Gasoline service stations..... | 17 | 595 | 17 | 21 | 16 |
| Lumber-building-hardware group..... | 23 | 2,461 | 22 | 64 | 53 |
| Drug and proprietary stores..... | 6 | 309 | 5 | 20 | 15 |
| All other retail stores..... | 11 | 297 | 10 | 12 | 5 |
| WHOLESALE TRADE, total..... | 32 | 12,878 | 26 | 115 | x |
| Merchant wholesalers..... | 5 | 197 | 5 | 6 | x |
| Other wholesale..... | 27 | 12,681 | 21 | 109 | x |
| SELECTED SERVICE TRADES, ² /total..... | 53 | 391 | 60 | 42 | 37 |
| Personal services..... | 29 | 194 | 34 | 28 | 25 |
| All other service trades..... | 24 | 197 | 26 | 14 | 12 |

x Not available.

¹/ Includes employees paid for less than the full workweek.

²/ See General Description on last page for changes from the 1939 Census of Business in the coverage of Service Trades.

GENERAL DESCRIPTION OF PRELIMINARY RELEASES FOR THE 1948 CENSUS OF BUSINESS

This series of releases, of which one is planned for each county in the United States, presents preliminary results of the 1948 Census of Business. The information is based on reports submitted by business establishments for that Census. The figures shown are preliminary, and are subject to revision in the final Census publications, but the changes are expected to be relatively minor with respect to coverage. The final Census figures will be issued in a series of Business Census bulletins which will show additional detailed kind-of-business information for all places where there are a sufficient number of establishments.

The 1948 Census of Business was taken under the provision of the Act of June 19, 1948, which provides that the Business Census be taken for 1948 and for each fifth year thereafter. Previous Business Censuses were taken for the years 1929, 1933, 1935, and 1939.

Scope of the Census.—The 1948 Census of Business covered all establishments in the following trades, as defined by the Standard Industrial Classification Manual, May 1949 issue, of the Executive Office of the President: all retail trades; all wholesale trades; all service trades in the following four groups—personal services, business services, automobile repairs and services, and miscellaneous repair services; hotels; tourist courts and camps; and amusements, including motion picture theaters. Some important services not covered are radio broadcasting and television, medical and health, legal, educational, nonprofit, accounting, and domestic services.

This coverage is similar to that of the 1939 Business Census. However, "custom trades" and "services incidental to transportation," which are no longer included in the standard classification of the service trades, are not covered by the 1948 Census. In a number of localities, these exclusions as well as other changes in the standard classification may have a considerable effect in comparing

1948 with 1939 data, particularly with respect to establishment count.

Establishment definition.—For Census purposes, a business establishment is defined to include only enterprises conducted from a recognizable place of business, provided that the annual sales were in excess of \$5,000 for a wholesale trade establishment and \$500 for establishments in other trades. A detailed analysis of coverage will be provided in future Census of Business publications.

"Number of establishments" is the number of separate business locations, rather than the number of business companies or organizations, since the Census figures represent information reported separately for each business location or establishment. The establishment count reflects the number of places in business at the end of 1948 excluding administrative and executive offices of multiunit organizations, and "chain store" warehouses.

Sales and receipts.—"1948 sales and receipts" represents sales of merchandise and receipts from repairs and other services to customers. The figures reflect deductions for returned goods and allowances, but not for trade-in allowances; they exclude sales and excise taxes collected from customers and paid directly to any taxing agency.

Proprietors.—"Active proprietors..." represents owners and partners of unincorporated businesses who devoted the major portion of their time to the business in November 1948.

Employment.—"Number of paid employees..." represents all employees on the pay roll for the pay period ending nearest November 15, 1948. "Full workweek" employees, whether regular or seasonal, are those who in the November 15 pay period were paid for working at least the number of hours typically worked in a week by employees of the reporting establishment.

1948 CENSUS OF BUSINESS

RETAIL, WHOLESALE, SERVICE TRADES

U. S. DEPARTMENT OF COMMERCE
BUREAU OF THE CENSUS

PRELIMINARY

For Release April 19, 1950

Release Series BC-1P-26-082

SHERMAN COUNTY, NEBR.

Retail, wholesale, and service establishments located in Sherman County, Nebraska, showed a substantial expansion in dollar volume of trade from 1939 to 1948 according to preliminary figures from the 1948 Census of Business released today by the Bureau of the Census, U. S. Department of Commerce.

Retail sales in the county during 1948 aggregated \$3.6 million, an increase of 227 percent over the \$1.1 million in 1939, when the preceding Census of Business was taken. Wholesale sales in the county reached a total of \$1.7 million in 1948 as compared with \$0.1 million in 1939. The service trades included in the Census of Business recorded receipts totaling \$142,000 in 1948 compared with \$68,000 in 1939.

Employment in the county also rose over the 9-year period between 1939 and 1948 for the above trades. Establishments in these trades reported a combined total of 210 paid employees for the workweek ended nearest November 15, 1948. This compared with a total of 121 employees reported for the week of November 15, 1939.

These preliminary figures have been derived from a Census report on Sherman County, Nebraska. Final figures, superseding the preliminary data for Sherman County, will be included in a Bulletin for the State of Nebraska to be issued in several months. Similar data will be made available this year in preliminary and final form for each of the counties and States. A single copy of the preliminary release for Sherman County as well as an order blank for other area releases may be obtained by writing to the Bureau of the Census, Washington 25, D. C.

Table 1.—CENSUS OF BUSINESS PRELIMINARY RESULTS FOR 1948, BY TRADE GROUP

SHERMAN COUNTY, NEBR.

| Trade group and kind of business | Number of establishments | 1948 sales and receipts (Thousand dollars) | Active proprietors of unincorporated businesses Nov. 1948 | Paid employees, workweek ended nearest Nov. 15, 1948 | |
|---|--------------------------|---|--|--|-------------------------|
| | | | | Total employees ¹ | Full workweek employees |
| RETAIL TRADE, total..... | 87 | 3,599 | 93 | 169 | 113 |
| Food group..... | 16 | 897 | 17 | 28 | 21 |
| Eating and drinking places..... | 15 | 324 | 17 | 30 | 21 |
| Gasoline service stations..... | 14 | 426 | 14 | 19 | 14 |
| All other retail stores..... | 42 | 1,952 | 45 | 92 | 57 |
| WHOLESALE TRADE..... | 12 | 1,652 | 9 | 28 | x |
| SELECTED SERVICE TRADES, ^{2/} total..... | 20 | 142 | 21 | 13 | 11 |
| Personal services..... | 11 | 81 | 12 | 10 | 8 |
| All other service trades..... | 9 | 61 | 9 | 3 | 3 |

x Not available.

^{1/} Includes employees paid for less than the full workweek.

^{2/} See General Description on last page for changes from the 1939 Census of Business in the coverage of Service Trades.

GENERAL DESCRIPTION OF PRELIMINARY RELEASES FOR THE 1948 CENSUS OF BUSINESS

This series of releases, of which one is planned for each county in the United States, presents preliminary results of the 1948 Census of Business. The information is based on reports submitted by business establishments for that Census. The figures shown are preliminary, and are subject to revision in the final Census publications, but the changes are expected to be relatively minor with respect to coverage. The final Census figures will be issued in a series of Business Census bulletins which will show additional detailed kind-of-business information for all places where there are a sufficient number of establishments.

The 1948 Census of Business was taken under the provision of the Act of June 19, 1948, which provides that the Business Census be taken for 1948 and for each fifth year thereafter. Previous Business Censuses were taken for the years 1929, 1933, 1935, and 1939.

Scope of the Census.—The 1948 Census of Business covered all establishments in the following trades, as defined by the Standard Industrial Classification Manual, May 1949 issue, of the Executive Office of the President: all retail trades; all wholesale trades; all service trades in the following four groups—personal services, business services, automobile repairs and services, and miscellaneous repair services; hotels; tourist courts and camps; and amusements, including motion picture theaters. Some important services not covered are radio broadcasting and television, medical and health, legal, educational, nonprofit, accounting, and domestic services.

This coverage is similar to that of the 1939 Business Census. However, "custom trades" and "services incidental to transportation," which are no longer included in the standard classification of the service trades, are not covered by the 1948 Census. In a number of localities, these exclusions as well as other changes in the standard classification may have a considerable effect in comparing

1948 with 1939 data, particularly with respect to establishment count.

Establishment definition.—For Census purposes, a business establishment is defined to include only enterprises conducted from a recognizable place of business, provided that the annual sales were in excess of \$5,000 for a wholesale trade establishment and \$500 for establishments in other trades. A detailed analysis of coverage will be provided in future Census of Business publications.

"Number of establishments" is the number of separate business locations, rather than the number of business companies or organizations, since the Census figures represent information reported separately for each business location or establishment. The establishment count reflects the number of places in business at the end of 1948 excluding administrative and executive offices of multiunit organizations, and "chain store" warehouses.

Sales and receipts.—"1948 sales and receipts" represents sales of merchandise and receipts from repairs and other services to customers. The figures reflect deductions for returned goods and allowances, but not for trade-in allowances; they exclude sales and excise taxes collected from customers and paid directly to any taxing agency.

Proprietors.—"Active proprietors..." represents owners and partners of unincorporated businesses who devoted the major portion of their time to the business in November 1948.

Employment.—"Number of paid employees..." represents all employees on the pay roll for the pay period ending nearest November 15, 1948. "Full workweek" employees, whether regular or seasonal, are those who in the November 15 pay period were paid for working at least the number of hours typically worked in a week by employees of the reporting establishment.

1948 CENSUS OF BUSINESS

RETAIL, WHOLESALE, SERVICE TRADES

U. S. DEPARTMENT OF COMMERCE
BUREAU OF THE CENSUS

PRELIMINARY

For Release April 3, 1950

Release Series BC-1P-26-083


SIOUX COUNTY, NEBR.

Retail establishments located in Sioux County, Nebraska, showed an expansion in dollar volume of trade from 1939 to 1948 according to preliminary figures released today by the Bureau of the Census, U. S. Department of Commerce.

Twenty-two retail establishments reported 1948 sales aggregating \$1.3 million, an increase of 333 percent over the \$0.3 million reported by thirty-three establishments in 1939, when the preceding Census of Business was taken.

Retail establishments reported twenty-two active proprietors of unincorporated businesses in 1948 as compared with thirty-six proprietors in 1939. Forty-five paid employees were reported for the workweek ended nearest November 15, 1948. Of these, thirty-four worked the full workweek, and the remainder part of the week. All seventeen paid employees reported in 1939 worked the full workweek.

These preliminary figures have been derived from a Census report on Sioux County, Nebraska. Final figures, superseding the preliminary data for Sioux County, will be included in a Bulletin for the State of Nebraska to be issued in several months. Similar data will be made available this year in preliminary and final form for each of the counties and States. A single copy of the preliminary release for Sioux County as well as an order blank for other area releases may be obtained by writing to the Bureau of the Census, Washington 25, D. C.



1948 CENSUS OF BUSINESS

RETAIL, WHOLESALE, SERVICE TRADES

U. S. DEPARTMENT OF COMMERCE
BUREAU OF THE CENSUS

PRELIMINARY

For Release April 6, 1950

Release Series BC-1P-26-084

STANTON COUNTY, NEBR.

Retail, wholesale, and service establishments located in Stanton County, Nebraska, showed a substantial expansion in dollar volume of trade from 1939 to 1948 according to preliminary figures from the 1948 Census of Business released today by the Bureau of the Census, U. S. Department of Commerce.

Retail sales in the county during 1948 aggregated \$3.4 million, an increase of 278 percent over the \$0.9 million in 1939, when the preceding Census of Business was taken. Wholesale sales in the county reached a total of \$710,000 in 1948 as compared with \$177,000 in 1939. The service trades included in the Census of Business recorded receipts totaling \$100,000 in 1948 compared with \$42,000 in 1939.

Employment in the county also rose over the 9-year period between 1939 and 1948 for the above trades. Establishments in these trades reported a combined total of 147 paid employees for the workweek ended nearest November 15, 1948. This compared with a total of 108 employees reported for the week of November 15, 1939.

These preliminary figures have been derived from a Census report on Stanton County, Nebraska. Final figures, superseding the preliminary data for Stanton County, will be included in a Bulletin for the State of Nebraska to be issued in several months. Similar data will be made available this year in preliminary and final form for each of the counties and States. A single copy of the preliminary release for Stanton County as well as an order blank for other area releases may be obtained by writing to the Bureau of the Census, Washington 25, D. C.

Table 1.—CENSUS OF BUSINESS PRELIMINARY RESULTS FOR 1948, BY TRADE GROUP
STANTON COUNTY, NEBR.

| Trade group and kind of business | Number of establishments | 1948 sales and receipts (Thousand dollars) | Active proprietors of unincorporated businesses Nov. 1948 | Paid employees, workweek ended nearest Nov. 15, 1948 | |
|--|--------------------------|---|--|--|-------------------------|
| | | | | Total employees ¹ | Full workweek employees |
| RETAIL TRADE, total..... | 60 | 3,401 | 62 | 132 | 98 |
| Food group..... | 12 | 701 | 13 | 33 | 22 |
| Eating and drinking places..... | 8 | 159 | 3 | 24 | 13 |
| Gasoline service stations..... | 10 | 513 | 11 | 11 | 9 |
| All other retail stores..... | 30 | 2,028 | 30 | 64 | 54 |
| WHOLESALE TRADE..... | 6 | 710 | 9 | 12 | x |
| SELECTED SERVICE TRADES, ^{2/} total.. | 21 | 100 | 21 | 3 | 2 |
| Personal services..... | 11 | 37 | 11 | 2 | 1 |
| All other service trades..... | 10 | 63 | 10 | 1 | 1 |

x Not available.

^{1/} Includes employees paid for less than the full workweek.

^{2/} See General Description on last page for changes from the 1939 Census of Business in the coverage of Service Trades.

GENERAL DESCRIPTION OF PRELIMINARY RELEASES FOR THE 1948 CENSUS OF BUSINESS

This series of releases, of which one is planned for each county in the United States, presents preliminary results of the 1948 Census of Business. The information is based on reports submitted by business establishments for that Census. The figures shown are preliminary, and are subject to revision in the final Census publications, but the changes are expected to be relatively minor with respect to coverage. The final Census figures will be issued in a series of Business Census bulletins which will show additional detailed kind-of-business information for all places where there are a sufficient number of establishments.

The 1948 Census of Business was taken under the provision of the Act of June 19, 1948, which provides that the Business Census be taken for 1948 and for each fifth year thereafter. Previous Business Censuses were taken for the years 1929, 1933, 1935, and 1939.

Scope of the Census.--The 1948 Census of Business covered all establishments in the following trades, as defined by the Standard Industrial Classification Manual, May 1949 issue, of the Executive Office of the President: all retail trades; all wholesale trades; all service trades in the following four groups--personal services, business services, automobile repairs and services, and miscellaneous repair services; hotels; tourist courts and camps; and amusements, including motion picture theaters. Some important services not covered are radio broadcasting and television, medical and health, legal, educational, nonprofit, accounting, and domestic services.

This coverage is similar to that of the 1939 Business Census. However, "custom trades" and "services incidental to transportation," which are no longer included in the standard classification of the service trades, are not covered by the 1948 Census. In a number of localities, these exclusions as well as other changes in the standard classification may have a considerable effect in comparing

1948 with 1939 data, particularly with respect to establishment count.

Establishment definition.--For Census purposes, a business establishment is defined to include only enterprises conducted from a recognizable place of business, provided that the annual sales were in excess of \$5,000 for a wholesale trade establishment and \$500 for establishments in other trades. A detailed analysis of coverage will be provided in future Census of Business publications.

"Number of establishments" is the number of separate business locations, rather than the number of business companies or organizations, since the Census figures represent information reported separately for each business location or establishment. The establishment count reflects the number of places in business at the end of 1948 excluding administrative and executive offices of multiunit organizations, and "chain store" warehouses.

Sales and receipts.--"1948 sales and receipts" represents sales of merchandise and receipts from repairs and other services to customers. The figures reflect deductions for returned goods and allowances, but not for trade-in allowances; they exclude sales and excise taxes collected from customers and paid directly to any taxing agency.

Proprietors.--"Active proprietors..." represents owners and partners of unincorporated businesses who devoted the major portion of their time to the business in November 1948.

Employment.--"Number of paid employees..." represents all employees on the pay roll for the pay period ending nearest November 15, 1948. "Full workweek" employees, whether regular or seasonal, are those who in the November 15 pay period were paid for working at least the number of hours typically worked in a week by employees of the reporting establishment.

1948 CENSUS OF BUSINESS

RETAIL, WHOLESALE, SERVICE TRADES

U. S. DEPARTMENT OF COMMERCE
BUREAU OF THE CENSUS

PRELIMINARY

For Release April 19, 1950

Release Series BC-1P-26-085

THAYER COUNTY, NEBR.

Retail, wholesale, and service establishments located in Thayer County, Nebraska, showed a substantial expansion in dollar volume of trade from 1939 to 1948 according to preliminary figures from the 1948 Census of Business released today by the Bureau of the Census, U. S. Department of Commerce.

Retail sales in the county during 1948 aggregated \$8.7 million, an increase of 222 percent over the \$2.7 million in 1939, when the preceding Census of Business was taken. Wholesale sales in the county reached a total of \$9.6 million in 1948 as compared with \$1.2 million in 1939. The service trades included in the Census of Business recorded receipts totaling \$305,000 in 1948 compared with \$158,000 in 1939.

Employment in the county also rose over the 9-year period between 1939 and 1948 for the above trades. Establishments in these trades reported a combined total of 492 paid employees for the workweek ended nearest November 15, 1948. This compared with a total of 479 employees reported for the week of November 15, 1939.

These preliminary figures have been derived from a Census report on Thayer County, Nebraska. Final figures, superseding the preliminary data for Thayer County, will be included in a Bulletin for the State of Nebraska to be issued in several months. Similar data will be made available this year in preliminary and final form for each of the counties and States. A single copy of the preliminary release for Thayer County as well as an order blank for other area releases may be obtained by writing to the Bureau of the Census, Washington 25, D. C.

90087

Table 1.—CENSUS OF BUSINESS PRELIMINARY RESULTS FOR 1948, BY TRADE GROUP
THAYER COUNTY, NEBR.

| Trade group and kind of business | Number of establishments | 1948 sales and receipts (Thousand dollars) | Active proprietors of unincorporated businesses Nov. 1948 | Paid employees, workweek ended nearest Nov. 15, 1948 | |
|---|--------------------------|---|--|--|-------------------------|
| | | | | Total employees ¹ | Full workweek employees |
| RETAIL TRADE, total..... | 182 | 8,673 | 206 | 371 | 287 |
| Food group..... | 26 | 1,799 | 32 | 56 | 42 |
| Eating and drinking places..... | 30 | 682 | 38 | 71 | 47 |
| General merchandise grp, general stores. | 9 | 576 | 6 | 47 | 30 |
| Apparel group..... | 9 | 352 | 10 | 16 | 11 |
| Furniture-home furnishgs-appliance grp. | 9 | 712 | 11 | 25 | 24 |
| Automotive group..... | 13 | 931 | 15 | 28 | 28 |
| Gasoline service stations..... | 26 | 651 | 28 | 15 | 13 |
| Lumber-building-hardware group..... | 33 | 2,148 | 35 | 82 | 68 |
| Drug and proprietary stores..... | 9 | 260 | 9 | 17 | 14 |
| All other retail stores..... | 18 | 562 | 22 | 14 | 10 |
| WHOLESALE TRADE, total..... | 38 | 9,633 | 25 | 87 | x |
| SELECTED SERVICE TRADES, ^{2/} total..... | 63 | 305 | 72 | 34 | 20 |
| Personal services..... | 30 | 96 | 33 | 11 | 6 |
| All other service trades..... | 33 | 209 | 39 | 23 | 14 |

x Not available.

1/ Includes employees paid for less than the full workweek.

2/ See General Description on this page for changes from the 1939 Census of Business in the coverage of Service Trades.

GENERAL DESCRIPTION OF PRELIMINARY RELEASES FOR THE 1948 CENSUS OF BUSINESS

This series of releases, of which one is planned for each county in the United States, presents preliminary results of the 1948 Census of Business. The information is based on reports submitted by business establishments for that Census. The figures shown are preliminary, and are subject to revision in the final Census publications, but the changes are expected to be relatively minor with respect to coverage. The final Census figures will be issued in a series of Business Census bulletins which will show additional detailed kind-of-business information for all places where there are a sufficient number of establishments.

The 1948 Census of Business was taken under the provision of the Act of June 19, 1948, which provides that the Business Census be taken for 1948 and for each fifth year thereafter. Previous Business Censuses were taken for the years 1929, 1933, 1935, and 1939.

Scope of the Census.—The 1948 Census of Business covered all establishments in the following trades, as defined by the Standard Industrial Classification Manual, May 1949 issue, of the Executive Office of the President: all retail trades; all wholesale trades; all service trades in the following four groups—personal services, business services, automobile repairs and services, and miscellaneous repair services; hotels; tourist courts and camps; and amusements, including motion picture theaters. Some important services not covered are radio broadcasting and television, medical and health, legal, educational, nonprofit, accounting, and domestic services.

This coverage is similar to that of the 1939 Business Census. However, "custom trades" and "services incidental to transportation," which are no longer included in the standard classification of the service trades, are not covered by the 1948 Census. In a number of localities, these exclusions as well as

other changes in the standard classification may have a considerable effect in comparing 1948 with 1939 data, particularly with respect to establishment count.

Establishment definition.—For Census purposes, a business establishment is defined to include only enterprises conducted from a recognizable place of business, provided that the annual sales were in excess of \$5,000 for a wholesale trade establishment and \$500 for establishments in other trades. A detailed analysis of coverage will be provided in future Censuses of Business publications.

"Number of establishments" is the number of separate business locations, rather than the number of business companies or organizations, since the Census figures represent information reported separately for each business location or establishment. The establishment count reflects the number of places in business at the end of 1948 excluding administrative and executive offices of multinnit organizations, and "chain store" warehouses.

Sales and receipts.—"1948 sales and receipts" represents sales of merchandise and receipts from repairs and other services to customers. The figures reflect deductions for returned goods and allowances, but not for trade-in allowances; they exclude sales and excise taxes collected from customers and paid directly to any taxing agency.

Proprietors.—"Active proprietors..." represents owners and partners of unincorporated businesses who devoted the major portion of their time to the business in November 1948.

Employment.—"Number of paid employees..." represents all employees on the pay roll for the pay period ending nearest November 15, 1948. "Full workweek" employees, whether regular or seasonal, are those who in the November 15 pay period were paid for working at least the number of hours typically worked in a week by employees of the reporting establishment.

1948 CENSUS OF BUSINESS

RETAIL, WHOLESALE, SERVICE TRADES

U. S. DEPARTMENT OF COMMERCE
BUREAU OF THE CENSUS

PRELIMINARY

For Release April 12, 1950

Release Series BC-1P-26-086

THOMAS COUNTY, NEBR.

Retail establishments located in Thomas County, Nebraska, showed a substantial expansion in dollar volume of trade from 1939 to 1948 according to preliminary figures from the 1948 Census of Business released today by the Bureau of the Census, U. S. Department of Commerce.

Retail sales in the county during 1948 aggregated \$668,000, an increase of 102 percent over the \$330,000 in 1939, when the preceding Census of Business was taken.

Employment in the county decreased over the 9-year period between 1939 and 1948 for the above trade. Retail establishments reported a total of 19 paid employees for the workweek ended nearest November 15, 1948. This compared with a total of 23 employees reported for the week of November 15, 1939.

These preliminary figures have been derived from a Census report on Thomas County, Nebraska. Final figures, superseding the preliminary data for Thomas County, will be included in a Bulletin for the State of Nebraska to be issued in several months. Similar data will be made available this year in preliminary and final form for each of the counties and States. A single copy of the preliminary release for Thomas County as well as an order blank for other area releases may be obtained by writing to the Bureau of the Census, Washington 25, D. C.

Table 1.—CENSUS OF BUSINESS PRELIMINARY RESULTS FOR 1948, BY TRADE GROUP
THOMAS COUNTY, NEBR.

| Trade group and kind of business | Number of establishments | 1948 sales and receipts (Thousand dollars) | Active proprietors of unincorporated businesses Nov. 1948 | Paid employees, workweek ended nearest Nov. 15, 1948 | |
|----------------------------------|--------------------------|---|--|--|-------------------------|
| | | | | Total employees ¹ | Full workweek employees |
| RETAIL TRADE, total..... | 24 | 668 | 24 | 19 | 12 |
| Food group..... | 5 | 163 | 6 | 3 | 3 |
| All other retail stores..... | 19 | 505 | 18 | 16 | 9 |

¹/ Includes employees paid for less than the full workweek.

GENERAL DESCRIPTION OF PRELIMINARY RELEASES FOR THE 1948 CENSUS OF BUSINESS

This series of releases, of which one is planned for each county in the United States, presents preliminary results of the 1948 Census of Business. The information is based on reports submitted by business establishments for that Census. The figures shown are preliminary, and are subject to revision in the final Census publications, but the changes are expected to be relatively minor with respect to coverage. The final Census figures will be issued in a series of Business Census bulletins which will show additional detailed kind-of-business information for all places where there are a sufficient number of establishments.

The 1948 Census of Business was taken under the provision of the Act of June 19, 1948, which provides that the Business Census be taken for 1948 and for each fifth year thereafter. Previous Business Censuses were taken for the years 1929, 1933, 1935, and 1939.

Scope of the Census.—The 1948 Census of Business covered all establishments in the following trades, as defined by the Standard Industrial Classification Manual, May 1949 issue, of the Executive Office of the President: all retail trades; all wholesale trades; all service trades in the following four groups—personal services, business services, automobile repairs and services, and miscellaneous repair services; hotels; tourist courts and camps; and amusements, including motion picture theaters. Some important services not covered are radio broadcasting and television, medical and health, legal, educational, nonprofit, accounting, and domestic services.

This coverage is similar to that of the 1939 Business Census. However, "custom trades" and "services incidental to transportation," which are no longer included in the standard classification of the service trades, are not covered by the 1948 Census. In a number of localities, these exclusions as well as other changes in the standard classification may have a considerable effect in comparing

1948 with 1939 data, particularly with respect to establishment count.

Establishment definition.—For Census purposes, a business establishment is defined to include only enterprises conducted from a recognizable place of business, provided that the annual sales were in excess of \$5,000 for a wholesale trade establishment and \$500 for establishments in other trades. A detailed analysis of coverage will be provided in future Census of Business publications.

"Number of establishments" is the number of separate business locations, rather than the number of business companies or organizations, since the Census figures represent information reported separately for each business location or establishment. The establishment count reflects the number of places in business at the end of 1948 excluding administrative and executive offices of multiunit organizations, and "chain store" warehouses.

Sales and receipts.—"1948 sales and receipts" represents sales of merchandise and receipts from repairs and other services to customers. The figures reflect deductions for returned goods and allowances, but not for trade-in allowances; they exclude sales and excise taxes collected from customers and paid directly to any taxing agency.

Proprietors.—"Active proprietors..." represents owners and partners of unincorporated businesses who devoted the major portion of their time to the business in November 1948.

Employment.—"Number of paid employees..." represents all employees on the pay roll for the pay period ending nearest November 15, 1948. "Full workweek" employees, whether regular or seasonal, are those who in the November 15 pay period were paid for working at least the number of hours typically worked in a week by employees of the reporting establishment.

1948 CENSUS OF BUSINESS

U. S. DEPARTMENT OF COMMERCE
BUREAU OF THE CENSUS

RETAIL, WHOLESALE, SERVICE TRADES

PRELIMINARY

For Release April 5, 1950

Release Series BC-1P-26-087

THURSTON COUNTY, NEBR.

Retail and service establishments located in Thurston County, Nebraska, showed a substantial expansion in dollar volume of trade from 1939 to 1948 according to preliminary figures from the 1948 Census of Business released today by the Bureau of the Census, U. S. Department of Commerce.

Retail sales in the county during 1948 aggregated \$6.0 million, an increase of 253 percent over the \$1.7 million in 1939, when the preceding Census of Business was taken. The service trades included in the Census of Business recorded receipts totaling \$167,000 in 1948 compared with \$83,000 in 1939.

Employment in the county also rose over the 9-year period between 1939 and 1948 for the above trades. Establishments in these trades reported a combined total of 228 paid employees for the workweek ended nearest November 15, 1948. This compared with a total of 144 employees reported for the week of November 15, 1939.

These preliminary figures have been derived from a Census report on Thurston County, Nebraska. Final figures, superseding the preliminary data for Thurston County, will be included in a Bulletin for the State of Nebraska to be issued in several months. Similar data will be made available this year in preliminary and final form for each of the counties and States. A single copy of the preliminary release for Thurston County as well as an order blank for other area releases may be obtained by writing to the Bureau of the Census, Washington 25, D. C.

Table 1.—CENSUS OF BUSINESS PRELIMINARY RESULTS FOR 1948, BY TRADE GROUP

THURSTON COUNTY, NEBR.

| Trade group and kind of business | Number of establishments | 1948 sales and receipts (Thousand dollars) | Active proprietors of unincorporated businesses Nov. 1948 | Paid employees, workweek ended nearest Nov. 15, 1948 | |
|---|--------------------------|---|--|--|-------------------------|
| | | | | Total employees ¹ | Full workweek employees |
| RETAIL TRADE, total..... | 109 | 5,982 | 113 | 216 | 176 |
| Food group..... | 18 | 863 | 18 | 37 | 22 |
| Eating and drinking places..... | 25 | 540 | 29 | 47 | 40 |
| Gasoline service stations..... | 13 | 936 | 14 | 26 | 25 |
| All other retail stores..... | 53 | 3,643 | 52 | 106 | 89 |
| SELECTED SERVICE TRADES, ^{2/} total... | 29 | 167 | 29 | 12 | 11 |
| Personal services..... | 13 | 90 | 13 | 9 | 8 |
| All other service trades..... | 16 | 77 | 16 | 3 | 3 |

^{1/} Includes employees paid for less than the full workweek.

^{2/} See General Description on last page for changes from the 1939 Census of Business in the coverage of Service Trades.

GENERAL DESCRIPTION OF PRELIMINARY RELEASES FOR THE 1948 CENSUS OF BUSINESS

This series of releases, of which one is planned for each county in the United States, presents preliminary results of the 1948 Census of Business. The information is based on reports submitted by business establishments for that Census. The figures shown are preliminary, and are subject to revision in the final Census publications, but the changes are expected to be relatively minor with respect to coverage. The final Census figures will be issued in a series of Business Census bulletins which will show additional detailed kind-of-business information for all places where there are a sufficient number of establishments.

The 1948 Census of Business was taken under the provision of the Act of June 19, 1948, which provides that the Business Census be taken for 1948 and for each fifth year thereafter. Previous Business Censuses were taken for the years 1929, 1933, 1935, and 1939.

Scope of the Census.—The 1948 Census of Business covered all establishments in the following trades, as defined by the Standard Industrial Classification Manual, May 1949 issue, of the Executive Office of the President: all retail trades; all wholesale trades; all service trades in the following four groups—personal services, business services, automobile repairs and services, and miscellaneous repair services; hotels; tourist courts and camps; and amusements, including motion picture theaters. Some important services not covered are radio broadcasting and television, medical and health, legal, educational, nonprofit, accounting, and domestic services.

This coverage is similar to that of the 1939 Business Census. However, "custom trades" and "services incidental to transportation," which are no longer included in the standard classification of the service trades, are not covered by the 1948 Census. In a number of localities, these exclusions as well as other changes in the standard classification may have a considerable effect in comparing

1948 with 1939 data, particularly with respect to establishment count.

Establishment definition.—For Census purposes, a business establishment is defined to include only enterprises conducted from a recognizable place of business, provided that the annual sales were in excess of \$5,000 for a wholesale trade establishment and \$500 for establishments in other trades. A detailed analysis of coverage will be provided in future Census of Business publications.

"Number of establishments" is the number of separate business locations, rather than the number of business companies or organizations, since the Census figures represent information reported separately for each business location or establishment. The establishment count reflects the number of places in business at the end of 1948 excluding administrative and executive offices of multiunit organizations, and "chain store" warehouses.

Sales and receipts.—"1948 sales and receipts" represents sales of merchandise and receipts from repairs and other services to customers. The figures reflect deductions for returned goods and allowances, but not for trade-in allowances; they exclude sales and excise taxes collected from customers and paid directly to any taxing agency.

Proprietors.—"Active proprietors..." represents owners and partners of unincorporated businesses who devoted the major portion of their time to the business in November 1948.

Employment.—"Number of paid employees..." represents all employees on the pay roll for the pay period ending nearest November 15, 1948. "Full workweek" employees, whether regular or seasonal, are those who in the November 15 pay period were paid for working at least the number of hours typically worked in a week by employees of the reporting establishment.

1948 CENSUS OF BUSINESS

RETAIL, WHOLESALE, SERVICE TRADES

U. S. DEPARTMENT OF COMMERCE
BUREAU OF THE CENSUS

PRELIMINARY

For Release April 3, 1950

Release Series BC-1P-26-088

VALLEY COUNTY, NEBR.

Retail, wholesale, and service establishments located in Valley County, Nebraska, showed a substantial expansion in dollar volume of trade from 1939 to 1948 according to preliminary figures from the 1948 Census of Business released today by the Bureau of the Census, U. S. Department of Commerce.

Retail sales in the county during 1948 aggregated \$5.7 million, an increase of 256 percent over the \$1.6 million in 1939, when the preceding Census of Business was taken. Wholesale sales in the county reached a total of \$5.6 million in 1948 as compared with \$0.4 million in 1939. The service trades included in the Census of Business recorded receipts totaling \$172,000 in 1948 compared with \$89,000 in 1939.

Employment in the county also rose over the 9-year period between 1939 and 1948 for the above trades. Establishments in these trades reported a combined total of 306 paid employees for the workweek ended nearest November 15, 1948. This compared with a total of 234 employees reported for the week of November 15, 1939.

These preliminary figures have been derived from a Census report on Valley County, Nebraska. Final figures, superseding the preliminary data for Valley County will be included in a Bulletin for the State of Nebraska to be issued in several months. Similar data will be made available this year in preliminary and final form for each of the counties and States. A single copy of the preliminary release for Valley County as well as an order blank for other area releases may be obtained by writing to the Bureau of the Census, Washington 25, D. C.

Table 1.—CENSUS OF BUSINESS PRELIMINARY RESULTS FOR 1948, BY TRADE GROUP
VALLEY COUNTY, NEBR.

| Trade group and kind of business | Number of establishments | 1948 sales and receipts (Thousand dollars) | Active proprietors of unincorporated businesses Nov. 1948 | Paid employees, workweek ended nearest Nov. 15, 1948 | |
|--|--------------------------|---|--|--|-------------------------|
| | | | | Total employees ¹ | Full workweek employees |
| RETAIL TRADE, total..... | 113 | 5,678 | 107 | 258 | 173 |
| Food group..... | 19 | 1,476 | 16 | 55 | 38 |
| Eating and drinking places..... | 15 | 264 | 16 | 40 | 20 |
| Gasoline service stations..... | 15 | 566 | 13 | 17 | 16 |
| All other retail stores..... | 64 | 3,372 | 62 | 146 | 99 |
| WHOLESALE TRADE..... | 20 | 5,635 | 23 | 37 | x |
| SELECTED SERVICE TRADES, ^{2/} total.. | 28 | 172 | 29 | 11 | 11 |
| Personal services..... | 15 | 84 | 16 | 6 | 6 |
| All other service trades..... | 13 | 88 | 13 | 5 | 5 |

x Not available.

^{1/} Includes employees paid for less than the full workweek.

^{2/} See General description on last page for changes from the 1939 Census of Business in the coverage of Service Trades.

GENERAL DESCRIPTION OF PRELIMINARY RELEASES FOR THE
1948 CENSUS OF BUSINESS

This series of releases, of which one is planned for each county in the United States, presents preliminary results of the 1948 Census of Business. The information is based on reports submitted by business establishments for that Census. The figures shown are preliminary, and are subject to revision in the final Census publications, but the changes are expected to be relatively minor with respect to coverage. The final Census figures will be issued in a series of Business Census bulletins which will show additional detailed kind-of-business information for all places where there are a sufficient number of establishments.

The 1948 Census of Business was taken under the provision of the Act of June 19, 1948, which provides that the Business Census be taken for 1948 and for each fifth year thereafter. Previous Business Censuses were taken for the years 1929, 1933, 1935, and 1939.

Scope of the Census.—The 1948 Census of Business covered all establishments in the following trades, as defined by the Standard Industrial Classification Manual, May 1949 issue, of the Executive Office of the President: all retail trades; all wholesale trades; all service trades in the following four groups—personal services, business services, automobile repairs and services, and miscellaneous repair services; hotels; tourist courts and camps; and amusements, including motion picture theaters. Some important services not covered are radio broadcasting and television, medical and health, legal, educational, nonprofit, accounting, and domestic services.

This coverage is similar to that of the 1939 Business Census. However, "custom trades" and "services incidental to transportation," which are no longer included in the standard classification of the service trades, are not covered by the 1948 Census. In a number of localities, these exclusions as well as other changes in the standard classification may have a considerable effect in comparing

1948 with 1939 data, particularly with respect to establishment count.

Establishment definition.—For Census purposes, a business establishment is defined to include only enterprises conducted from a recognizable place of business, provided that the annual sales were in excess of \$5,000 for a wholesale trade establishment and \$500 for establishments in other trades. A detailed analysis of coverage will be provided in future Census of Business publications.

"Number of establishments" is the number of separate business locations, rather than the number of business companies or organizations, since the Census figures represent information reported separately for each business location or establishment. The establishment count reflects the number of places in business at the end of 1948 excluding administrative and executive offices of multiunit organizations, and "chain store" warehouses.

Sales and receipts.—"1948 sales and receipts" represents sales of merchandise and receipts from repairs and other services to customers. The figures reflect deductions for returned goods and allowances, but not for trade-in allowances; they exclude sales and excise taxes collected from customers and paid directly to any taxing agency.

Proprietors.—"Active proprietors..." represents owners and partners of unincorporated businesses who devoted the major portion of their time to the business in November 1948.

Employment.—"Number of paid employees..." represents all employees on the pay roll for the pay period ending nearest November 15, 1948. "Full workweek" employees, whether regular or seasonal, are those who in the November 15 pay period were paid for working at least the number of hours typically worked in a week by employees of the reporting establishment.

1948 CENSUS OF BUSINESS

RETAIL, WHOLESALE, SERVICE TRADES

U. S. DEPARTMENT OF COMMERCE
BUREAU OF THE CENSUS

PRELIMINARY

For Release April 5, 1950

Release Series BC-1P-26-089

WASHINGTON COUNTY, NEBR.

Retail, wholesale, and service establishments located in Washington County, Nebraska, showed a substantial expansion in dollar volume of trade from 1939 to 1948 according to preliminary figures from the 1948 Census of Business released today by the Bureau of the Census, U. S. Department of Commerce.

Retail sales in the county during 1948 aggregated \$8.5 million, an increase of 286 percent over the \$2.2 million in 1939, when the preceding Census of Business was taken. Wholesale sales in the county reached a total of \$3.7 million in 1948 as compared with \$0.9 million in 1939. The service trades included in the Census of Business recorded receipts totaling \$255,000 in 1948 compared with \$113,000 in 1939.

Employment in the county also rose over the 9-year period between 1939 and 1948 for the above trades. Establishments in these trades reported a combined total of 368 paid employees for the workweek ended nearest November 15, 1948. This compared with a total of 289 employees reported for the week of November 15, 1939.

These preliminary figures have been derived from a Census report on Washington County, Nebraska, which also includes data for the city of Blair. Final figures, superseding the preliminary data for Washington County, will be included in a Bulletin for the State of Nebraska to be issued in several months. Similar data will be made available this year in preliminary and final form for each of the counties and States. A single copy of the preliminary release for Washington County as well as an order blank for other area releases may be obtained by writing to the Bureau of the Census, Washington 25, D. C.

Table 1.—CENSUS OF BUSINESS PRELIMINARY RESULTS FOR 1948, BY TRADE GROUP
WASHINGTON COUNTY, NEBR.

| Trade group and kind of business | Number of establishments | 1948 sales and receipts (Thousand dollars) | Active proprietors of unincorporated businesses Nov. 1948 | Paid employees, workweek ended nearest Nov. 15, 1948 | |
|---|--------------------------|---|--|--|-------------------------|
| | | | | Total employees ¹ | Full workweek employees |
| RETAIL TRADE, total..... | 145 | 8,504 | 153 | 301 | 253 |
| Food group..... | 31 | 2,181 | 31 | 50 | 40 |
| Eating and drinking places.... | 29 | 649 | 32 | 68 | 52 |
| Gasoline service stations..... | 16 | 601 | 18 | 19 | 15 |
| All other retail stores..... | 69 | 5,073 | 72 | 164 | 146 |
| WHOLESALE TRADE..... | 19 | 3,700 | 14 | 46 | x |
| SELECTED SERVICE TRADES, ^{2/} total. | 28 | 255 | 33 | 21 | 19 |
| Personal services..... | 17 | 146 | 20 | 19 | 17 |
| All other service trades..... | 11 | 109 | 13 | 2 | 2 |

x Not available.

^{1/} Includes employees paid for less than the full workweek.

^{2/} See General Description on last page for changes from the 1939 Census of Business in the coverage of Service Trades.

Table 2.—CENSUS OF BUSINESS PRELIMINARY RESULTS FOR 1948 FOR CITIES OF 2,500 INHABITANTS OR MORE
WASHINGTON COUNTY, NEBR.

(Data omitted for trade groups where necessary to avoid disclosure)

| City and trade group ¹ | Number of establishments | 1948 sales and receipts (Thousand dollars) | Active proprietors of unincorporated businesses Nov. 1948 | Paid employees, workweek ended nearest Nov. 15, 1948 | |
|-----------------------------------|--------------------------|---|--|--|-------------------------|
| | | | | Total employees ² | Full workweek employees |
| Blair: | | | | | |
| Retail trade..... | 83 | 6,035 | 92 | 222 | 195 |
| Selected service trades.... | 15 | 139 | 18 | 20 | 18 |
| Remainder of county: | | | | | |
| Retail trade..... | 62 | 2,469 | 61 | 79 | 58 |
| Selected service trades.... | 13 | 116 | 15 | 1 | 1 |

1/ See General Description on this page for changes from the 1939 Census of Business in the coverage of Service Trades.

2/ Includes employees paid for less than the full workweek.

GENERAL DESCRIPTION OF PRELIMINARY RELEASES FOR THE 1948 CENSUS OF BUSINESS

This series of releases, of which one is planned for each county in the United States, presents preliminary results of the 1948 Census of Business. The information is based on reports submitted by business establishments for that Census. The figures shown are preliminary, and are subject to revision in the final Census publications, but the changes are expected to be relatively minor with respect to coverage. The final Census figures will be issued in a series of Business Census bulletins which will show additional detailed kind-of-business information for all places where there are a sufficient number of establishments.

The 1948 Census of Business was taken under the provision of the Act of June 19, 1948, which provides that the Business Censuses be taken for 1948 and for each fifth year thereafter. Previous Business Censuses were taken for the years 1929, 1933, 1935, and 1939.

Scope of the Census.—The 1948 Census of Business covered all establishments in the following trades, as defined by the Standard Industrial Classification Manual, May 1949 issue, of the Executive Office of the President: all retail trades; all wholesale trades; all service trades in the following four groups—personal services, business services, automobile repairs and services, and miscellaneous repair services; hotels; tourist courts and camps; and amusements, including motion picture theaters. Some important services not covered are radio broadcasting and television, medical and health, legal, educational, nonprofit, accounting, and domestic services.

This coverage is similar to that of the 1939 Business Censuses. However, "custom trades" and "services incidental to transportation," which are no longer included in the standard classification of the service trades, are not covered by the 1948 Census. In a number of localities, these exclusions as well as

other changes in the standard classification may have a considerable effect in comparing 1948 with 1939 data, particularly with respect to establishment count.

Establishment definition.—For Census purposes, a business establishment is defined to include only enterprises conducted from a recognizable place of business, provided that the annual sales were in excess of \$5,000 for a wholesale trade establishment and \$500 for establishments in other trades. A detailed analysis of coverage will be provided in future Censuses of Business publications.

"Number of establishments" is the number of separate business locations, rather than the number of business companies or organizations, since the Census figures represent information reported separately for each business location or establishment. The establishment count reflects the number of places in business at the end of 1948 excluding administrative and executive offices of multiunit organizations, and "chain store" warehouses.

Sales and receipts.—"1948 sales and receipts" represents sales of merchandise and receipts from repairs and other services to customers. The figures reflect deductions for returned goods and allowances, but not for trade-in allowances; they exclude sales and excise taxes collected from customers and paid directly to any taxing agency.

Proprietors.—"Active proprietors..." represents owners and partners of unincorporated businesses who devoted the major portion of their time to the business in November 1948.

Employment.—"Number of paid employees..." represents all employees on the pay roll for the pay period ending nearest November 15, 1948. "Full workweek" employees, whether regular or seasonal, are those who in the November 15 pay period were paid for working at least the number of hours typically worked in a week by employees of the reporting establishment.

1948 CENSUS OF BUSINESS

U. S. DEPARTMENT OF COMMERCE
BUREAU OF THE CENSUS

RETAIL, WHOLESALE, SERVICE TRADES

PRELIMINARY

For Release April 10, 1950

Release Series BC-1P-26-090

WAYNE COUNTY, NEBR.

Retail, wholesale, and service establishments located in Wayne County, Nebraska, showed a substantial expansion in dollar volume of trade from 1939 to 1948 according to preliminary figures from the 1948 Census of Business released today by the Bureau of the Census, U. S. Department of Commerce.

Retail sales in the county during 1948 aggregated \$8.5 million, an increase of 270 percent over the \$2.3 million in 1939, when the preceding Census of Business was taken. Wholesale sales in the county reached a total of \$4.0 million in 1948 as compared with \$0.7 million in 1939. The service trades included in the Census of Business recorded receipts totaling \$310,000 in 1948 compared with \$112,000 in 1939.

Employment in the county also rose over the 9-year period between 1939 and 1948 for the above trades. Establishments in these trades reported a combined total of 446 paid employees for the workweek ended nearest November 15, 1948. This compared with a total of 288 employees reported for the week of November 15, 1939.

These preliminary figures have been derived from a Census report on Wayne County, Nebraska, which also includes data for the city of Wayne. Final figures, superseding the preliminary data for Wayne County, will be included in a Bulletin for the State of Nebraska to be issued in several months. Similar data will be made available this year in preliminary and final form for each of the counties and States. A single copy of the preliminary release for Wayne County as well as an order blank for other area releases may be obtained by writing to the Bureau of the Census, Washington 25, D. C.

Table 1.—CENSUS OF BUSINESS PRELIMINARY RESULTS FOR 1948, BY TRADE GROUP

WAYNE COUNTY, NEBR.

| Trade group and kind of business | Number of establishments | 1948 sales and receipts (Thousand dollars) | Active proprietors of unincorporated businesses Nov. 1948 | Paid employees, workweek ended nearest Nov. 15, 1948 | |
|---|--------------------------|---|--|--|-------------------------|
| | | | | Total employees ¹ | Full workweek employees |
| RETAIL TRADE, total..... | 114 | 8,472 | 120 | 328 | 247 |
| Food group..... | 18 | 1,405 | 19 | 48 | 33 |
| Eating and drinking places.... | 15 | 407 | 20 | 32 | 21 |
| Gasoline service stations..... | 19 | 968 | 19 | 30 | 22 |
| All other retail stores..... | 62 | 5,692 | 62 | 218 | 171 |
| WHOLESALE TRADE..... | 19 | 3,971 | 14 | 84 | x |
| SELECTED SERVICE TRADES, ^{2/} total. | 37 | 310 | 37 | 34 | 26 |
| Personal services..... | 17 | 112 | 15 | 18 | 12 |
| All other service trades..... | 20 | 198 | 22 | 16 | 14 |

x Not available.

^{1/} Includes employees paid for less than the full workweek

^{2/} See General Description on last page for changes from the 1939 Census of Business in the coverage of Service Trades.

Table 2.—CENSUS OF BUSINESS PRELIMINARY RESULTS FOR 1948 FOR CITIES OF 2,500 INHABITANTS OR MORE

WAYNE COUNTY, NEBR.

(Data omitted for trade groups where necessary to avoid disclosure)

| City and trade group ¹ | Number of establishments | 1948 sales and receipts (Thousand dollars) | Active proprietors of unincorporated businesses Nov. 1948 | Paid employees, workweek ended nearest Nov. 15, 1948 | |
|-----------------------------------|--------------------------|---|--|--|-------------------------|
| | | | | Total employees ² | Full workweek employees |
| Wayne: | | | | | |
| Retail trade..... | 67 | 6,695 | 70 | 277 | 215 |
| Selected service trades.... | 24 | 244 | 23 | 32 | 24 |
| Remainder of county: | | | | | |
| Retail trade..... | 47 | 1,777 | 50 | 51 | 32 |
| Selected service trades.... | 13 | 66 | 14 | 2 | 2 |

1/ See General Description on this page for changes from the 1939 Census of Business in the coverage of Service Trades.

2/ Includes employees paid for less than the full workweek.

GENERAL DESCRIPTION OF PRELIMINARY RELEASES FOR THE 1948 CENSUS OF BUSINESS

This series of releases, of which one is planned for each county in the United States, presents preliminary results of the 1948 Census of Business. The information is based on reports submitted by business establishments for that Census. The figures shown are preliminary, and are subject to revision in the final Census publications, but the changes are expected to be relatively minor with respect to coverage. The final Census figures will be issued in a series of Business Census bulletins which will show additional detailed kind-of-business information for all places where there are a sufficient number of establishments.

The 1948 Census of Business was taken under the provision of the Act of June 19, 1948, which provides that the Business Census be taken for 1948 and for each fifth year thereafter. Previous Business Censuses were taken for the years 1929, 1933, 1935, and 1939.

Scope of the Census.—The 1948 Census of Business covered all establishments in the following trades, as defined by the Standard Industrial Classification Manual, May 1949 issue, of the Executive Office of the President: all retail trades; all wholesale trades; all service trades in the following four groups—personal services, business services, automobile repairs and services, and miscellaneous repair services; hotels; tourist courts and camps; and amusements, including motion picture theaters. Some important services not covered are radio broadcasting and television, medical and health, legal, educational, nonprofit, accounting, and domestic services.

This coverage is similar to that of the 1939 Business Census. However, "custom trades" and "services incidental to transportation," which are no longer included in the standard classification of the service trades, are not covered by the 1948 Census. In a number of localities, these exclusions as well as other changes in the standard classification may have

a considerable effect in comparing 1948 with 1939 data, particularly with respect to establishment count.

Establishment definition.—For Census purposes, a business establishment is defined to include only enterprises conducted from a recognizable place of business, provided that the annual sales were in excess of \$5,000 for a wholesale trade establishment and \$500 for establishments in other trades. A detailed analysis of coverage will be provided in future Census of Business publications.

"Number of establishments" is the number of separate business locations, rather than the number of business companies or organizations, since the Census figures represent information reported separately for each business location or establishment. The establishment count reflects the number of places in business at the end of 1948 excluding administrative and executive offices of multiunit organizations, and "chain store" warehouses.

Sales and receipts.—"1948 sales and receipts" represents sales of merchandise and receipts from repairs and other services to customers. The figures reflect deductions for returned goods and allowances, but not for trade-in allowances; they exclude sales and excise taxes collected from customers and paid directly to any taxing agency.

Proprietors.—"Active proprietors..." represents owners and partners of unincorporated businesses who devoted the major portion of their time to the business in November 1948.

Employment.—"Number of paid employees..." represents all employees on the pay roll for the pay period ending nearest November 15, 1948. "Full workweek" employees, whether regular or seasonal, are those who in the November 15 pay period were paid for working at least the number of hours typically worked in a week by employees of the reporting establishment.

1948 CENSUS OF BUSINESS

U. S. DEPARTMENT OF COMMERCE
BUREAU OF THE CENSUS

RETAIL, WHOLESALE, SERVICE TRADES

PRELIMINARY

For Release April 6, 1950

Release Series BC-1P-26-091

WEBSTER COUNTY, NEBR.

Retail, wholesale, and service establishments located in Webster County, Nebraska, showed a substantial expansion in dollar volume of trade from 1939 to 1948 according to preliminary figures from the 1948 Census of Business released today by the Bureau of the Census, U. S. Department of Commerce.

Retail sales in the county during 1948 aggregated \$5.7 million, an increase of 217 percent over the \$1.8 million in 1939, when the preceding Census of Business was taken. Wholesale sales in the county reached a total of \$5.5 million in 1948 as compared with \$1.2 million in 1939. The service trades included in the Census of Business recorded receipts totaling \$155,000 in 1948 compared with \$74,000 in 1939.

Employment in the county also rose over the 9-year period between 1939 and 1948 for the above trades. Establishments in these trades reported a combined total of 335 paid employees for the workweek ended nearest November 15, 1948. This compared with a total of 230 employees reported for the week of November 15, 1939.

These preliminary figures have been derived from a Census report on Webster County, Nebraska. Final figures, superseding the preliminary data for Webster County, will be included in a Bulletin for the State of Nebraska to be issued in several months. Similar data will be made available this year in preliminary and final form for each of the counties and States. A single copy of the preliminary release for Webster County as well as an order blank for other area releases may be obtained by writing to the Bureau of the Census, Washington 25, D. C.

Table 1.—CENSUS OF BUSINESS PRELIMINARY RESULTS FOR 1948, BY TRADE GROUP

WEBSTER COUNTY, NEBR.

| Trade group and kind of business | Number of establishments | 1948 sales and receipts (Thousand dollars) | Active proprietors of unincorporated businesses Nov. 1948 | Paid employees, workweek ended nearest Nov. 15, 1948 | |
|---|--------------------------|---|--|--|-------------------------|
| | | | | Total employees ¹ | Full workweek employees |
| RETAIL TRADE, total..... | 114 | 5,706 | 111 | 267 | 213 |
| Food group..... | 26 | 1,213 | 27 | 42 | 30 |
| Eating and drinking places..... | 19 | 446 | 20 | 52 | 44 |
| Gasoline service stations..... | 13 | 580 | 12 | 24 | 23 |
| All other retail stores..... | 56 | 3,467 | 52 | 149 | 116 |
| WHOLESALE TRADE..... | 20 | 5,465 | 17 | 47 | x |
| SELECTED SERVICE TRADES, ^{2/} total..... | 24 | 155 | 26 | 21 | 20 |
| Personal services..... | 12 | 67 | 13 | 10 | 10 |
| All other service trades..... | 12 | 88 | 13 | 11 | 10 |
| AMUSEMENTS..... | 7 | 61 | 7 | 16 | x |

x Not available.

^{1/} Includes employees paid for less than the full workweek.

^{2/} See General Description on last page for changes from the 1939 Census of Business in the coverage of Service Trades.

GENERAL DESCRIPTION OF PRELIMINARY RELEASES FOR THE 1948 CENSUS OF BUSINESS

This series of releases, of which one is planned for each county in the United States, presents preliminary results of the 1948 Census of Business. The information is based on reports submitted by business establishments for that Census. The figures shown are preliminary, and are subject to revision in the final Census publications, but the changes are expected to be relatively minor with respect to coverage. The final Census figures will be issued in a series of Business Census bulletins which will show additional detailed kind-of-business information for all places where there are a sufficient number of establishments.

The 1948 Census of Business was taken under the provision of the Act of June 19, 1948, which provides that the Business Census be taken for 1948 and for each fifth year thereafter. Previous Business Censuses were taken for the years 1929, 1933, 1935, and 1939.

Scope of the Census.—The 1948 Census of Business covered all establishments in the following trades, as defined by the Standard Industrial Classification Manual, May 1949 issue, of the Executive Office of the President: all retail trades; all wholesale trades; all service trades in the following four groups—personal services, business services, automobile repairs and services, and miscellaneous repair services; hotels; tourist courts and camps; and amusements, including motion picture theaters. Some important services not covered are radio broadcasting and television, medical and health, legal, educational, nonprofit, accounting, and domestic services.

This coverage is similar to that of the 1939 Business Census. However, "custom trades" and "services incidental to transportation," which are no longer included in the standard classification of the service trades, are not covered by the 1948 Census. In a number of localities, these exclusions as well as other changes in the standard classification may have a considerable effect in comparing

1948 with 1939 data, particularly with respect to establishment count.

Establishment definition.—For Census purposes, a business establishment is defined to include only enterprises conducted from a recognizable place of business, provided that the annual sales were in excess of \$5,000 for a wholesale trade establishment and \$500 for establishments in other trades. A detailed analysis of coverage will be provided in future Census of Business publications.

"Number of establishments" is the number of separate business locations, rather than the number of business companies or organizations, since the Census figures represent information reported separately for each business location or establishment. The establishment count reflects the number of places in business at the end of 1948 excluding administrative and executive offices of multiunit organizations, and "chain store" warehouses.

Sales and receipts.—"1948 sales and receipts" represents sales of merchandise and receipts from repairs and other services to customers. The figures reflect deductions for returned goods and allowances, but not for trade-in allowances; they exclude sales and excise taxes collected from customers and paid directly to any taxing agency.

Proprietors.—"Active proprietors..." represents owners and partners of unincorporated businesses who devoted the major portion of their time to the business in November 1948.

Employment.—"Number of paid employees..." represents all employees on the pay roll for the pay period ending nearest November 15, 1948. "Full workweek" employees, whether regular or seasonal, are those who in the November 15 pay period were paid for working at least the number of hours typically worked in a week by employees of the reporting establishment.

1948 CENSUS OF BUSINESS

RETAIL, WHOLESALE, SERVICE TRADES

U. S. DEPARTMENT OF COMMERCE
BUREAU OF THE CENSUS

PRELIMINARY

For Release April 10, 1950

Release Series BC-1P-26-092

WHEELER COUNTY, NEBR.

Retail establishments located in Wheeler County, Nebraska, showed a substantial expansion in dollar volume of trade from 1939 to 1948 according to preliminary figures from the 1948 Census of Business released today by the Bureau of the Census, U. S. Department of Commerce.

Retail sales in the county during 1948 aggregated \$394,000, an increase of 139 percent over the \$165,000 in 1939, when the preceding Census of Business was taken.

Employment in the county showed no change over the 9-year period between 1939 and 1948 for retail trade. Establishments in this trade reported a total of 13 paid employees for the workweek ended nearest November 15 for each of the years.

These preliminary figures have been derived from a Census report on Wheeler County, Nebraska. Final figures, superseding the preliminary data for Wheeler County, will be included in a Bulletin for the State of Nebraska to be issued in several months. Similar data will be made available this year in preliminary and final form for each of the counties and States. A single copy of the preliminary release for Wheeler County as well as an order blank for other area releases may be obtained by writing to the Bureau of the Census, Washington 25, D. C.

Table 1.—CENSUS OF BUSINESS PRELIMINARY RESULTS FOR 1948, BY TRADE GROUP
WHEELER COUNTY, NEBR.

| Trade group and kind of business | Number of establishments | 1948 sales and receipts (Thousand dollars) | Active proprietors of unincorporated businesses Nov. 1948 | Paid employees, workweek ended nearest Nov. 15, 1948 | |
|----------------------------------|--------------------------|---|--|--|-------------------------|
| | | | | Total employees ¹ | Full workweek employees |
| RETAIL TRADE, total..... | 16 | 394 | 15 | 13 | 4 |
| Food group..... | 5 | 112 | 5 | 1 | — |
| All other retail stores..... | 11 | 282 | 10 | 12 | 4 |

¹/ Includes employees paid for less than the full workweek.

GENERAL DESCRIPTION OF PRELIMINARY RELEASES FOR THE 1948 CENSUS OF BUSINESS

This series of releases, of which one is planned for each county in the United States, presents preliminary results of the 1948 Census of Business. The information is based on reports submitted by business establishments for that Census. The figures shown are preliminary, and are subject to revision in the final Census publications, but the changes are expected to be relatively minor with respect to coverage. The final Census figures will be issued in a series of Business Census bulletins which will show additional detailed kind-of-business information for all places where there are a sufficient number of establishments.

The 1948 Census of Business was taken under the provision of the Act of June 19, 1948, which provides that the Business Census be taken for 1948 and for each fifth year thereafter. Previous Business Censuses were taken for the years 1929, 1933, 1935, and 1939.

Scope of the Census.—The 1948 Census of Business covered all establishments in the following trades, as defined by the Standard Industrial Classification Manual, May 1949 issue, of the Executive Office of the President: all retail trades; all wholesale trades; all service trades in the following four groups—personal services, business services, automobile repairs and services, and miscellaneous repair services; hotels; tourist courts and camps; and amusements, including motion picture theaters. Some important services not covered are radio broadcasting and television, medical and health, legal, educational, nonprofit, accounting, and domestic services.

This coverage is similar to that of the 1939 Business Census. However, "custom trades" and "services incidental to transportation," which are no longer included in the standard classification of the service trades, are not covered by the 1948 Census. In a number of localities, these exclusions as well as other changes in the standard classification may have a considerable effect in comparing

1948 with 1939 data, particularly with respect to establishment count.

Establishment definition.—For Census purposes, a business establishment is defined to include only enterprises conducted from a recognizable place of business, provided that the annual sales were in excess of \$5,000 for a wholesale trade establishment and \$500 for establishments in other trades. A detailed analysis of coverage will be provided in future Census of Business publications.

"Number of establishments" is the number of separate business locations, rather than the number of business companies or organizations, since the Census figures represent information reported separately for each business location or establishment. The establishment count reflects the number of places in business at the end of 1948 excluding administrative and executive offices of multiunit organizations, and "chain store" warehouses.

Sales and receipts.—"1948 sales and receipts" represents sales of merchandise and receipts from repairs and other services to customers. The figures reflect deductions for returned goods and allowances, but not for trade-in allowances; they exclude sales and excise taxes collected from customers and paid directly to any taxing agency.

Proprietors.—"Active proprietors..." represents owners and partners of unincorporated businesses who devoted the major portion of their time to the business in November 1948.

Employment.—"Number of paid employees..." represents all employees on the pay roll for the pay period ending nearest November 15, 1948. "Full workweek" employees, whether regular or seasonal, are those who in the November 15 pay period were paid for working at least the number of hours typically worked in a week by employees of the reporting establishment.

1948 CENSUS OF BUSINESS

U. S. DEPARTMENT OF COMMERCE
BUREAU OF THE CENSUS

RETAIL, WHOLESALE, SERVICE TRADES

PRELIMINARY

For Release April 6, 1950

Release Series BC-1P-26-093

YORK COUNTY, NEBR.

Retail, wholesale, and service establishments located in York County, Nebraska, showed a substantial expansion in dollar volume of trade from 1939 to 1948 according to preliminary figures from the 1948 Census of Business released today by the Bureau of the Census, U. S. Department of Commerce.

Retail sales in the county during 1948 aggregated \$13.5 million, an increase of 229 percent over the \$4.1 million in 1939, when the preceding Census of Business was taken. Wholesale sales in the county reached a total of \$19.7 million in 1948 as compared with \$2.5 million in 1939. The service trades included in the Census of Business recorded receipts totaling \$716,000 in 1948 compared with \$209,000 in 1939.

Employment in the county also rose over the 9-year period between 1939 and 1948 for the above trades. Establishments in these trades reported a combined total of 858 paid employees for the workweek ended nearest November 15, 1948. This compared with a total of 596 employees reported for the week of November 15, 1939.

These preliminary figures have been derived from a Census report on York County, Nebraska, which also includes data for the city of York. Final figures, superseding the preliminary data for York County, will be included in a Bulletin for the State of Nebraska to be issued in several months. Similar data will be made available this year in preliminary and final form for each of the counties and States. A single copy of the preliminary release for York County as well as an order blank for other area releases may be obtained by writing to the Bureau of the Census, Washington 25, D. C.

Table 1.—CENSUS OF BUSINESS PRELIMINARY RESULTS FOR 1948, BY TRADE GROUP

YORK COUNTY, NEBR.

| Trade group and kind of business | Number of establishments | 1948 sales and receipts (Thousand dollars) | Active proprietors of unincorporated businesses Nov. 1948 | Paid employees, workweek ended nearest Nov. 15, 1948 | |
|---|--------------------------|---|--|--|-------------------------|
| | | | | Total employees ¹ | Full workweek employees |
| RETAIL TRADE, total..... | 188 | 13,503 | 178 | 656 | 472 |
| Food group..... | 33 | 2,350 | 36 | 91 | 61 |
| Eating and drinking places..... | 39 | 730 | 38 | 94 | 63 |
| General merchandise grp, general stores | 7 | 1,121 | 5 | 111 | 71 |
| Apparel group..... | 11 | 677 | 12 | 39 | 22 |
| Furniture-home furnishings-appliance grp | 12 | 870 | 11 | 36 | 23 |
| Automotive group..... | 17 | 3,572 | 19 | 100 | 91 |
| Gasoline service stations..... | 21 | 829 | 18 | 44 | 39 |
| Lumber-building-hardware group..... | 22 | 2,031 | 19 | 68 | 49 |
| Drug and proprietary stores..... | 7 | 357 | 4 | 22 | 15 |
| All other retail stores..... | 19 | 966 | 16 | 51 | 38 |
| WHOLESALE TRADE, total..... | 44 | 19,675 | 34 | 123 | x |
| Merchant wholesalers..... | 8 | 1,352 | 6 | 22 | x |
| Other types of wholesalers..... | 36 | 18,323 | 28 | 101 | x |
| SELECTED SERVICE TRADES, ^{2/} total..... | 62 | 716 | 69 | 79 | 70 |
| Personal services..... | 28 | 353 | 30 | 60 | 53 |
| All other service trades..... | 34 | 363 | 39 | 19 | 17 |

x Not available.

1/ Includes employees paid for less than the full workweek.

2/ See General Description on last page for changes from the 1939 Census of Business in the coverage of Service Trades.

Table 2.—CENSUS OF BUSINESS PRELIMINARY RESULTS FOR 1948 FOR CITIES OF 2,500 INHABITANTS OR MORE
YORK COUNTY, NEBR.

(Data omitted for trade groups where necessary to avoid disclosure)

| City and trade group ¹ | Number of establishments | 1948 sales and receipts (Thousand dollars) | Active proprietors of unincorporated businesses Nov. 1948 | Paid employees, workweek ended nearest Nov. 15, 1948 | |
|-----------------------------------|--------------------------|---|--|--|-------------------------|
| | | | | Total employees ² | Full workweek employees |
| York: | | | | | |
| Retail trade..... | 117 | 11,274 | 112 | 565 | 399 |
| Wholesale trade..... | 23 | 14,118 | 21 | 83 | x |
| Selected service trades..... | 40 | 531 | 46 | 72 | 63 |
| Remainder of county: | | | | | |
| Retail trade..... | 71 | 2,229 | 66 | 91 | 73 |
| Wholesale trade..... | 21 | 5,557 | 13 | 40 | x |
| Selected service trades..... | 22 | 185 | 23 | 7 | 7 |

x Not available.

1/ See General Description on this page for changes from the 1939 Census of Business in the coverage of Service Trades.

2/ Includes employees paid for less than the full workweek.

GENERAL DESCRIPTION OF PRELIMINARY RELEASES FOR THE 1948 CENSUS OF BUSINESS

This series of releases, of which one is planned for each county in the United States, presents preliminary results of the 1948 Census of Business. The information is based on reports submitted by business establishments for that Census. The figures shown are preliminary, and are subject to revision in the final Census publications, but the changes are expected to be relatively minor with respect to coverage. The final Census figures will be issued in a series of Business Census bulletins which will show additional detailed kind-of-business information for all places where there are a sufficient number of establishments.

The 1948 Census of Business was taken under the provision of the Act of June 19, 1948, which provides that the Business Census be taken for 1948 and for each fifth year thereafter. Previous Business Censuses were taken for the years 1929, 1933, 1935, and 1939.

Scope of the Census.—The 1948 Census of Business covered all establishments in the following trades, as defined by the Standard Industrial Classification Manual, May 1949 issue, of the Executive Office of the President: all retail trades; all wholesale trades; all service trades in the following four groups—personal services, business services, automobile repairs and services, and miscellaneous repair services; hotels; tourist courts and camps; and amusements, including motion picture theaters. Some important services not covered are radio broadcasting and television, medical and health, legal, educational, nonprofit, accounting, and domestic services.

This coverage is similar to that of the 1939 Business Census. However, "custom trades" and "services incidental to transportation," which are no longer included in the standard classification of the service trades, are not covered by the 1948 Census. In a number of localities, these exclusions as well as other changes in the standard classification may have

a considerable effect in comparing 1948 with 1939 data, particularly with respect to establishment count.

Establishment definition.—For Census purposes, a business establishment is defined to include only enterprises conducted from a recognizable place of business, provided that the annual sales were in excess of \$5,000 for a wholesale trade establishment and \$500 for establishments in other trades. A detailed analysis of coverage will be provided in future Census of Business publications.

"Number of establishments" is the number of separate business locations, rather than the number of business companies or organizations, since the Census figures represent information reported separately for each business location or establishment. The establishment count reflects the number of places in business at the end of 1948 excluding administrative and executive offices of multiunit organizations, and "chain store" warehouses.

Sales and receipts.—"1948 sales and receipts" represents sales of merchandise and receipts from repairs and other services to customers. The figures reflect deductions for returned goods and allowances, but not for trade-in allowances; they exclude sales and excise taxes collected from customers and paid directly to any taxing agency.

Proprietors.—"Active proprietors..." represents owners and partners of unincorporated businesses who devoted the major portion of their time to the business in November 1948.

Employment.—"Number of paid employees..." represents all employees on the pay roll for the pay period ending nearest November 15, 1948. "Full workweek" employees, whether regular or seasonal, are those who in the November 15 pay period were paid for working at least the number of hours typically worked in a week by employees of the reporting establishment.






NEVADA

counties

NEVADA

1. Churchill
2. Clark
3. Douglas
4. Elko
5. Esmeralda
6. Eureka
7. Humboldt
8. Lander
9. Lincoln
10. Lyon
11. Mineral
12. Nye
13. Ormsby
14. Pershing
15. Storey
16. Washoe
17. White Pine



1
R
F
t
U
P
t
P
T
H
E
R
t
S
l
f
t
e
t
S
t

1948 CENSUS OF BUSINESS

RETAIL, WHOLESALE, SERVICE TRADES

U. S. DEPARTMENT OF COMMERCE
BUREAU OF THE CENSUS

PRELIMINARY

For Release April 26, 1950

Release Series BC-1P- 27-000

NEVADA

Retail, wholesale, and service establishments located in Nevada showed a substantial expansion in dollar volume of trade from 1939 to 1948 according to preliminary figures from the 1948 Census of Business released today by the Bureau of the Census, U. S. Department of Commerce.

Retail sales in the State during 1948 aggregated \$199.6 million, an increase of 223 percent over the \$61.8 million sales in 1939, when the preceding Census of Business was taken. Wholesale sales volume in the State showed a 243 percent rise over the same period, reaching a total of \$79.5 million in 1948 as compared with \$23.2 million in 1939. The service trades included in the Census of Business reported receipts totaling \$11.2 million in 1948 compared with \$3.2 million in 1939. Hotel receipts moved from \$3.0 million in 1939 to \$20.4 million in 1948. Amusement businesses in the State recorded receipts of \$31.2 million in 1948. No comparable figure for 1939 is available.

Employment in the State also rose over the 9-year period between 1939 and 1948 for the trades covered by the Census of Business. Retail trade establishments reported 9,013 paid employees for the workweek ended nearest November 15, 1948. Of these, 7,626 worked the full week, and the remainder part of the week. The comparable figures for 1939 were 6,027 and 4,742. Wholesale trade establishments reported a total of 1,326 full- and part-week employees for the week of November 15, 1948, compared with 768 for the same week in 1939. For the selected service trades, November 15, 1948, paid employees numbered 1,589; the comparable figure for 1939, adjusted for change in scope between the two Censuses, was 817.

These preliminary figures have been compiled from similar releases being made available for each county in Nevada. Final figures, superseding the preliminary data for Nevada, will be included in a State Bulletin to be issued in several months. Similar data will be made available in preliminary and final form for each of the States.

A single copy of the preliminary release for the State of Nevada as well as an order blank for other area releases may be obtained by writing to the Bureau of the Census, Washington 25, D. C.

Table 1.—CENSUS OF BUSINESS PRELIMINARY RESULTS FOR 1948, BY TRADE GROUP

NEVADA

| Trade group and kind of business | Number of establishments | 1948 sales and receipts (Thousand dollars) | Active proprietors of unincorporated businesses Nov. 1948 | Paid employees, workweek ended nearest Nov. 15, 1948 | |
|---|--------------------------|---|--|--|-------------------------|
| | | | | Total employees ¹ | Full workweek employees |
| RETAIL TRADE, total..... | 2,402 | 199,592 | 2,473 | 9,013 | 7,626 |
| Food group..... | 343 | 40,097 | 357 | 942 | 749 |
| Eating and drinking places..... | 720 | 26,209 | 835 | 2,688 | 2,325 |
| General merchandise grp, general stores | 94 | 21,769 | 75 | 1,294 | 1,021 |
| Apparel group..... | 152 | 11,023 | 156 | 490 | 414 |
| Furniture-home furnishgs-appliance grp | 96 | 8,833 | 84 | 385 | 367 |
| Automotive group..... | 154 | 35,837 | 143 | 884 | 837 |
| Gasoline service stations..... | 348 | 14,230 | 366 | 523 | 432 |
| Lumber-building-hardware group..... | 92 | 13,293 | 91 | 448 | 400 |
| Drug and proprietary stores..... | 84 | 10,008 | 61 | 579 | 455 |
| All other retail stores..... | 319 | 18,293 | 305 | 780 | 626 |
| WHOLESALE TRADE, total..... | 254 | 79,498 | 149 | 1,326 | x |
| Merchant wholesalers, total..... | 144 | 54,904 | 100 | 1,051 | x |
| Groceries, foods..... | 35 | 18,102 | 25 | 314 | x |
| Hardware, elec'l, plum'g and heat'g. | 11 | 5,039 | 2 | 107 | x |
| Mach'y, equip't, industrial supplies. | 23 | 3,927 | 21 | 126 | x |
| All other merchant wholesalers..... | 75 | 27,836 | 52 | 504 | x |
| Manufact'rs' sales branches, offices... | 16 | 3,924 | 1 | 84 | x |
| Petroleum bulk plants, terminals..... | 94 | 20,670 | 48 | 191 | x |
| SELECTED SERVICE TRADES, total..... | 641 | 11,215 | 680 | 1,589 | 1,497 |
| Personal services..... | 383 | 6,426 | 405 | 1,177 | 1,121 |
| Business services..... | 39 | 1,019 | 37 | 106 | 90 |
| Automotive repairs and services..... | 142 | 2,768 | 153 | 219 | 205 |
| Other repair services..... | 77 | 1,002 | 85 | 87 | 81 |
| HOTELS..... | 155 | 20,366 | 140 | 2,249 | 2,080 |
| TOURIST COURTS AND CAMPS..... | 280 | 3,925 | 319 | 273 | 227 |
| AMUSEMENTS..... | 118 | 31,200 | 114 | 3,878 | x |

x Not available.

¹/ Includes employees paid for less than the full workweek.

1948 CENSUS OF BUSINESS

RETAIL, WHOLESALE, SERVICE TRADES

U. S. DEPARTMENT OF COMMERCE
BUREAU OF THE CENSUS

PRELIMINARY

For Release March 6, 1950

Release Series BC-1P-27-001

CHURCHILL COUNTY, NEV.

Retail, wholesale, and service establishments located in Churchill County, Nevada, showed a substantial expansion in volume of trade from 1939 to 1948 according to preliminary figures from the 1948 Census of Business released today by the Bureau of the Census, U. S. Department of Commerce.

Retail sales in the county during 1948 aggregated \$8.1 million, an increase of 214 percent over the \$2.5 million in 1939, when the preceding Census of Business was taken. Wholesale sales in the county reached a total of \$1.2 million in 1948 as compared with \$0.7 million in 1939. The service trades included in the Census of Business recorded receipts totaling \$271,000 in 1948 compared with \$79,000 in 1939.

Employment in the county also rose over the nine-year period between 1939 and 1948 for the above trades. Establishments in these trades reported 368 paid employees for the workweek ended nearest November 15, 1948. This compared with a total of 275 employees reported for the week of November 15, 1939.

These preliminary figures have been derived from a Census report on Churchill County, Nevada. Final figures, superseding the preliminary data, for Churchill County will be included in a Bulletin for the State of Nevada to be issued in several months. Similar data will be made available this year in preliminary and final form for each of the counties and States. A single copy of the preliminary release for Churchill County as well as an order blank for other area releases may be obtained by writing to the Bureau of the Census, Washington 25, D. C.

Table 1.—CENSUS OF BUSINESS PRELIMINARY RESULTS FOR 1948, BY TRADE GROUP
CHURCHILL COUNTY, NEV.

| Trade group and kind of business | Number of establishments | 1948 sales and receipts (Thousand dollars) | Active proprietors of unincorporated businesses Nov. 1948 | Paid employees, workweek ended nearest Nov. 15, 1948 | |
|---|--------------------------|---|--|--|-------------------------|
| | | | | Total employees ¹ | Full workweek employees |
| RETAIL TRADE, total..... | 90 | 8,095 | 88 | 317 | 250 |
| Food group..... | 9 | 1,093 | 9 | 21 | 17 |
| Eating and drinking places..... | 25 | 759 | 28 | 63 | 62 |
| Gasoline service stations..... | 13 | 365 | 11 | 11 | 9 |
| All other retail stores..... | 43 | 5,858 | 40 | 217 | 162 |
| WHOLESALE TRADE..... | 8 | 1,211 | 2 | 10 | x |
| SELECTED SERVICE TRADES,^{2/} total. | 21 | 271 | 25 | 41 | 41 |
| Personal services..... | 8 | 49 | 9 | 12 | 12 |
| All other service trades..... | 13 | 222 | 17 | 29 | 29 |
| TOURIST COURTS AND CAMPS..... | 5 | 53 | 7 | 3 | 1 |

x Not available.

^{1/} Includes employees paid for less than the full workweek.

^{2/} See General Description on last page for changes from the 1939 Census of Business in the coverage of Service Trades.

GENERAL DESCRIPTION OF PRELIMINARY RELEASES FOR THE 1948 CENSUS OF BUSINESS

This series of releases, of which one is planned for each county in the United States, presents preliminary results of the 1948 Census of Business. The information is based on reports submitted by business establishments for that Census. The figures shown are preliminary, and are subject to revision in the final Census publications, but the changes are expected to be relatively minor with respect to coverage. The final Census figures will be issued in a series of Business Census bulletins which will show additional detailed kind-of-business information for all places where there are a sufficient number of establishments.

The 1948 Census of Business was taken under the provision of the Act of June 19, 1948, which provides that the Business Census be taken for 1948 and for each fifth year thereafter. Previous Business Censuses were taken for the years 1929, 1933, 1935, and 1939.

Scope of the Census.—The 1948 Census of Business covered all establishments in the following trades, as defined by the Standard Industrial Classification Manual, May 1949 issue, of the Executive Office of the President: all retail trades; all wholesale trades; all service trades in the following four groups—personal services, business services, automobile repairs and services, and miscellaneous repair services; hotels; tourist courts and camps; and amusements, including motion picture theaters. Some important services not covered are radio broadcasting and television, medical and health, legal, educational, nonprofit, accounting, and domestic services.

This coverage is similar to that of the 1939 Business Census. However, "custom trades" and "services incidental to transportation," which are no longer included in the standard classification of the service trades, are not covered by the 1948 Census. In a number of localities, these exclusions as well as other changes in the standard classification may have a considerable effect in comparing

1948 with 1939 data, particularly with respect to establishment count.

Establishment definition.—For Census purposes, a business establishment is defined to include only enterprises conducted from a recognizable place of business, provided that the annual sales were in excess of \$5,000 for a wholesale trade establishment and \$500 for establishments in other trades. A detailed analysis of coverage will be provided in future Census of Business publications.

"Number of establishments" is the number of separate business locations, rather than the number of business companies or organizations, since the Census figures represent information reported separately for each business location or establishment. The establishment count reflects the number of places in business at the end of 1948 excluding administrative and executive offices of multiunit organizations, and "chain store" warehouses.

Sales and receipts.—"1948 sales and receipts" represents sales of merchandise and receipts from repairs and other services to customers. The figures reflect deductions for returned goods and allowances, but not for trade-in allowances; they exclude sales and excise taxes collected from customers and paid directly to any taxing agency.

Proprietors.—"Active proprietors..." represents owners and partners of unincorporated businesses who devoted the major portion of their time to the business in November 1948.

Employment.—"Number of paid employees..." represents all employees on the pay roll for the pay period ending nearest November 15, 1948. "Full workweek" employees, whether regular or seasonal, are those who in the November 15 pay period were paid for working at least the number of hours typically worked in a week by employees of the reporting establishment.

1948 CENSUS OF BUSINESS

RETAIL, WHOLESALE, SERVICE TRADES

U. S. DEPARTMENT OF COMMERCE
BUREAU OF THE CENSUS

PRELIMINARY

For Release May 4, 1950

Release Series BC-1P-27-002

CLARK COUNTY, NEV.

Retail, wholesale, and service establishments located in Clark County, Nevada, showed a substantial expansion in dollar volume of trade from 1939 to 1948 according to preliminary figures from the 1948 Census of Business released today by the Bureau of the Census, U. S. Department of Commerce.

Retail sales in the county during 1948 aggregated \$55.5 million, an increase of 484 percent over the \$9.5 million sales in 1939, when the preceding Census of Business was taken. Wholesale sales in the county reached a total of \$20.2 million in 1948 compared with \$3.4 million in 1939. The service trades included in the Census of Business reported receipts totaling \$3.4 million in 1948 compared with \$0.5 million in 1939. Hotel receipts moved from \$0.4 million in 1939 to \$10.7 million in 1948. Amusement businesses in the county recorded receipts of \$13.3 million in 1948. No comparable figure for 1939 is available.

Employment in the county also rose over the 9-year period between 1939 and 1948 for the trades covered by the Census of Business. Retail trade establishments reported 2,500 paid employees for the workweek ended nearest November 15, 1948. The comparable figure for 1939 was 1,009. Wholesale trade establishments reported a total of 372 full- and part-week employees for the week of November 15, 1948, compared with 100 for the same week in 1939. For the selected service trades, November 15, 1948, paid employees numbered 512; the comparable figure for 1939, adjusted for change in scope between the two Censuses, was 145. Hotels reported 1,035 paid employees for the November workweek in 1948 compared with 133 in 1939. Paid employees in Amusement businesses numbered 1,704 for the November 15, 1948 workweek.

These preliminary figures have been derived from a Census report on Clark County, Nevada. The report also contains data for the city of Las Vegas.

Final figures, superseding the preliminary data for Clark County, will be included in a Bulletin for the State of Nevada to be issued in several months. Similar data will be made available this year in preliminary and final form for each of the counties and States. A single copy of the preliminary release for Clark County as well as an order blank for other area releases may be obtained by writing to the Bureau of the Census, Washington 25, D. C.

Table 1.—CENSUS OF BUSINESS PRELIMINARY RESULTS FOR 1948, BY TRADE GROUP

CLARK COUNTY, NEV.

| Trade group and kind of business | Number of establishments | 1948 sales and receipts (Thousand dollars) | Active proprietors of unincorporated businesses Nov. 1948 | Paid employees, workweek ended nearest Nov. 15, 1948 | |
|---|--------------------------|---|--|--|-------------------------|
| | | | | Total employees ¹ | Full workweek employees |
| RETAIL TRADE, total..... | 619 | 55,513 | 623 | 2,586 | 2,249 |
| Food group..... | 73 | 11,529 | 76 | 246 | 208 |
| Eating and drinking places..... | 163 | 7,011 | 187 | 845 | 732 |
| General merchandise grp, general stores | 20 | 5,682 | 20 | 393 | 329 |
| Apparel group..... | 47 | 2,722 | 55 | 129 | 112 |
| Furniture-home furnishgs-appliance grp | 35 | 2,523 | 33 | 108 | 100 |
| Automotive group..... | 42 | 11,209 | 32 | 223 | 211 |
| Gasoline service stations..... | 88 | 4,076 | 92 | 161 | 142 |
| Lumber-building-hardware group..... | 20 | 3,922 | 20 | 132 | 123 |
| Drug and proprietary stores..... | 20 | 1,881 | 15 | 112 | 100 |
| All other retail stores..... | 111 | 4,958 | 93 | 237 | 192 |
| WHOLESALE TRADE, total..... | 58 | 20,234 | 47 | 372 | x |
| Merchant wholesalers..... | 45 | 14,829 | 33 | 301 | x |
| Other types of wholesale..... | 13 | 5,405 | 14 | 71 | x |
| SELECTED SERVICE TRADES, ² /total..... | 209 | 3,403 | 228 | 512 | 465 |
| Personal services..... | 119 | 1,944 | 130 | 381 | 353 |
| Business services..... | 16 | 302 | 15 | 31 | 26 |
| Automotive repairs and services..... | 46 | 847 | 52 | 77 | 68 |
| Other repair services..... | 28 | 310 | 31 | 23 | 18 |
| HOTELS..... | 35 | 10,746 | 26 | 1,035 | 971 |
| TOURIST COURTS AND CAMPS..... | 127 | 1,866 | 147 | 134 | 106 |
| AMUSEMENTS..... | 42 | 13,285 | 38 | 1,704 | x |

x Not available.

¹/ Includes employees paid for less than the full workweek.²/ See General Description on last page for changes from the 1939 Census of Business in the coverage of Service Trades.

Table 2.—CENSUS OF BUSINESS PRELIMINARY RESULTS FOR 1948 FOR CITIES OF 2,500 INHABITANTS OR MORE

CLARK COUNTY, NEV.

(Data omitted for trade groups where necessary to avoid disclosure)

| City and trade group ¹ | Number of establishments | 1948 sales and receipts (Thousand dollars) | Active proprietors of unincorporated businesses Nov. 1948 | Paid employees, workweek ended nearest Nov. 15, 1948 | |
|-----------------------------------|--------------------------|---|--|--|-------------------------|
| | | | | Total employees ² | Full workweek employees |
| Las Vegas: | | | | | |
| Retail trade..... | 390 | 45,049 | 373 | 2,020 | 1,799 |
| Selected service trades... | 152 | 2,810 | 168 | 426 | 401 |
| Hotels..... | 26 | 1,378 | 19 | 205 | 198 |
| Tourist courts and camps.. | 64 | 1,193 | 68 | 86 | 64 |
| Remainder of county: | | | | | |
| Retail trade..... | 229 | 10,464 | 250 | 566 | 450 |
| Selected service trades... | 57 | 593 | 60 | 86 | 64 |
| Hotels..... | 9 | 9,368 | 7 | 830 | 773 |
| Tourist courts and camps.. | 63 | 673 | 79 | 48 | 42 |

1/ See General Description on this page for changes from the 1939 Census of Business in the coverage of Service Trades.

2/ Includes employees paid for less than the full workweek.

GENERAL DESCRIPTION OF PRELIMINARY RELEASES FOR THE 1948 CENSUS OF BUSINESS

This series of releases, of which one is planned for each county in the United States, presents preliminary results of the 1948 Census of Business. The information is based on reports submitted by business establishments for that Census. The figures shown are preliminary, and are subject to revision in the final Census publications, but the changes are expected to be relatively minor with respect to coverage. The final Census figures will be issued in a series of Business Census bulletins which will show additional detailed kind-of-business information for all places where there are a sufficient number of establishments.

The 1948 Census of Business was taken under the provision of the Act of June 19, 1948, which provides that the Business Census be taken for 1948 and for each fifth year thereafter. Previous Business Censuses were taken for the years 1929, 1933, 1935, and 1939.

Scope of the Census.—The 1948 Census of Business covered all establishments in the following trades, as defined by the Standard Industrial Classification Manual, May 1949 issue, of the Executive Office of the President: all retail trades; all wholesale trades; all service trades in the following four groups—personal services, business services, automobile repairs and services, and miscellaneous repair services; hotels; tourist courts and camps; and amusements, including motion picture theaters. Some important services not covered are radio broadcasting and television, medical and health, legal, educational, nonprofit, accounting, and domestic services.

This coverage is similar to that of the 1939 Business Census. However, "custom trades" and "services incidental to transportation," which are no longer included in the standard classification of the service trades, are not covered by the 1948 Census. In a number of localities, these exclusions as well as

other changes in the standard classification may have a considerable effect in comparing 1948 with 1939 data, particularly with respect to establishment count.

Establishment definition.—For Census purposes, a business establishment is defined to include only enterprises conducted from a recognizable place of business, provided that the annual sales were in excess of \$5,000 for a wholesale trade establishment and \$500 for establishments in other trades. A detailed analysis of coverage will be provided in future Censuses of Business publications.

"Number of establishments" is the number of separate business locations, rather than the number of business companies or organizations, since the Census figures represent information reported separately for each business location or establishment. The establishment count reflects the number of places in business at the end of 1948 excluding administrative and executive offices of multiunit organizations, and "chain store" warehouses.

Sales and receipts.—"1948 sales and receipts" represents sales of merchandise and receipts from repairs and other services to customers. The figures reflect deductions for returned goods and allowances, but not for trade-in allowances; they exclude sales and excise taxes collected from customers and paid directly to any taxing agency.

Proprietors.—"Active proprietors..." represents owners and partners of unincorporated businesses who devoted the major portion of their time to the business in November 1948.

Employment.—"Number of paid employees..." represents all employees on the pay roll for the pay period ending nearest November 15, 1948. "Full workweek" employees, whether regular or seasonal, are those who in the November 15 pay period were paid for working at least the number of hours typically worked in a week by employees of the reporting establishment.

1
R
-
F
-
sl
l
C
P
W
S
c
f
t
e
M
i
3
c
C
t
-
P
W
S
h
T
A
-
x
l
S

1948 CENSUS OF BUSINESS

RETAIL, WHOLESALE, SERVICE TRADES

U. S. DEPARTMENT OF COMMERCE
BUREAU OF THE CENSUS

PRELIMINARY

For Release March 6, 1950

Release Series BC-1P-27-003

DOUGLAS COUNTY, NEV.

Retail, wholesale, and service establishments located in Douglas County, Nevada, showed a substantial expansion in volume of trade from 1939 to 1948 according to preliminary figures from the 1948 Census of Business released today by the Bureau of the Census, U. S. Department of Commerce.

Retail sales in the county during 1948 aggregated \$2.2 million, an increase of 144 percent over the \$0.9 million in 1939, when the preceding Census of Business was taken. Wholesale sales in the county reached a total of \$849,000 in 1948 as compared with \$249,000 in 1939. The service trades included in the Census of Business recorded receipts totaling \$91,000 in 1948 compared with \$17,000 in 1939.

Employment in the county also rose over the nine-year period between 1939 and 1948 for the above trades. Establishments in these trades reported 87 paid employees for the workweek ended nearest November 15, 1948. This compared with a total of 56 employees reported for the week of November 15, 1939.

These preliminary figures have been derived from a Census report on Douglas County, Nevada. Final figures, superseding the preliminary data, for Douglas County will be included in a Bulletin for the State of Nevada to be issued in several months. Similar data will be made available this year in preliminary and final form for each of the counties and States. A single copy of the preliminary release for Douglas County as well as an order blank for other area releases may be obtained by writing to the Bureau of the Census, Washington 25, D. C.

Table 1.—CENSUS OF BUSINESS PRELIMINARY RESULTS FOR 1948, BY TRADE GROUP
DOUGLAS COUNTY, NEV.

| Trade group and kind of business | Number of establishments | 1948 sales and receipts (Thousand dollars) | Active proprietors of unincorporated businesses Nov. 1948 | Paid employees, workweek ended nearest Nov. 15, 1948 | |
|---|--------------------------|---|--|--|-------------------------|
| | | | | Total employees ¹ | Full workweek employees |
| RETAIL TRADE, total..... | 48 | 2,233 | 47 | 59 | 49 |
| Food group..... | 5 | 304 | 5 | 4 | 3 |
| Eating and drinking places..... | 14 | 241 | 18 | 18 | 14 |
| Gasoline service stations..... | 6 | 176 | 5 | 4 | 3 |
| All other retail stores..... | 23 | 1,512 | 19 | 33 | 29 |
| WHOLESALE TRADE..... | 5 | 849 | 1 | 10 | x |
| SELECTED SERVICE TRADES ^{2/} | 11 | 91 | 13 | 18 | 16 |
| HOTELS..... | 8 | 520 | 7 | 28 | 28 |
| TOURIST COURTS AND CAMPS..... | 6 | 27 | 6 | - | - |
| AMUSEMENTS..... | 5 | 19 | 5 | 4 | x |

x Not available

^{1/} Includes employees paid for less than the full workweek.

^{2/} See General Description on last page for changes from the 1939 Census of Business in the coverage of Service Trades.

GENERAL DESCRIPTION OF PRELIMINARY RELEASES FOR THE 1948 CENSUS OF BUSINESS

This series of releases, of which one is planned for each county in the United States, presents preliminary results of the 1948 Census of Business. The information is based on reports submitted by business establishments for that Census. The figures shown are preliminary, and are subject to revision in the final Census publications, but the changes are expected to be relatively minor with respect to coverage. The final Census figures will be issued in a series of Business Census bulletins which will show additional detailed kind-of-business information for all places where there are a sufficient number of establishments.

The 1948 Census of Business was taken under the provision of the Act of June 19, 1948, which provides that the Business Census be taken for 1948 and for each fifth year thereafter. Previous Business Censuses were taken for the years 1929, 1933, 1935, and 1939.

Scope of the Census.—The 1948 Census of Business covered all establishments in the following trades, as defined by the Standard Industrial Classification Manual, May 1949 issue, of the Executive Office of the President: all retail trades; all wholesale trades; all service trades in the following four groups—personal services, business services, automobile repairs and services, and miscellaneous repair services; hotels; tourist courts and camps; and amusements, including motion picture theaters. Some important services not covered are radio broadcasting and television, medical and health, legal, educational, nonprofit, accounting, and domestic services.

This coverage is similar to that of the 1939 Business Census. However, "custom trades" and "services incidental to transportation," which are no longer included in the standard classification of the service trades, are not covered by the 1948 Census. In a number of localities, these exclusions as well as other changes in the standard classification may have a considerable effect in comparing

1948 with 1939 data, particularly with respect to establishment count.

Establishment definition.—For Census purposes, a business establishment is defined to include only enterprises conducted from a recognizable place of business, provided that the annual sales were in excess of \$5,000 for a wholesale trade establishment and \$500 for establishments in other trades. A detailed analysis of coverage will be provided in future Census of Business publications.

"Number of establishments" is the number of separate business locations, rather than the number of business companies or organizations, since the Census figures represent information reported separately for each business location or establishment. The establishment count reflects the number of places in business at the end of 1948 excluding administrative and executive offices of multiunit organizations, and "chain store" warehouses.

Sales and receipts.—"1948 sales and receipts" represents sales of merchandise and receipts from repairs and other services to customers. The figures reflect deductions for returned goods and allowances, but not for trade-in allowances; they exclude sales and excise taxes collected from customers and paid directly to any taxing agency.

Proprietors.—"Active proprietors..." represents owners and partners of unincorporated businesses who devoted the major portion of their time to the business in November 1948.

Employment.—"Number of paid employees..." represents all employees on the pay roll for the pay period ending nearest November 15, 1948. "Full workweek" employees, whether regular or seasonal, are those who in the November 15 pay period were paid for working at least the number of hours typically worked in a week by employees of the reporting establishment.

1948 CENSUS OF BUSINESS

RETAIL, WHOLESALE, SERVICE TRADES

U. S. DEPARTMENT OF COMMERCE
BUREAU OF THE CENSUS

PRELIMINARY

For Release March 6, 1950

Release Series BC-1P-27-004

ELKO COUNTY, NEV.

Retail, wholesale, and service establishments located in Elko County, Nevada, showed a substantial expansion in dollar volume of trade from 1939 to 1948 according to preliminary figures from the 1948 Census of Business released today by the Bureau of the Census, U. S. Department of Commerce.

Retail sales in the county during 1948 aggregated \$14.2 million, an increase of 173 percent over the \$5.2 million in 1939, when the preceding Census of Business was taken. Wholesale sales in the county reached a total of \$3.4 million in 1948 as compared with \$1.4 million in 1939. The service trades included in the Census of Business recorded receipts totaling \$496,000 in 1948 compared with \$203,000 in 1939.

Employment in the county also rose over the nine-year period between 1939 and 1948 for the above trades. Establishments in these trades reported 669 paid employees for the workweek ended nearest November 15, 1948. This compared with a total of 491 employees reported for the week of November 15, 1939.

These preliminary figures have been derived from a Census report on Elko County, Nevada, which also includes data for Elko City. Final figures, superseding the preliminary data, for Elko County will be included in a Bulletin for the State of Nevada to be issued in several months. Similar data will be made available this year in preliminary and final form for each of the counties and States. A single copy of the preliminary release for Elko County as well as an order blank for other area releases may be obtained by writing to the Bureau of the Census, Washington 25, D. C.

Table 1.—CENSUS OF BUSINESS PRELIMINARY RESULTS FOR 1948, BY TRADE GROUP
ELKO COUNTY, NEV.

| Trade group and kind of business | Number of establishments | 1948 sales and receipts (Thousand dollars) | Active proprietors of unincorporated businesses Nov. 1948 | Paid employees, workweek ended nearest Nov. 15, 1948 | |
|---|--------------------------|---|--|--|-------------------------|
| | | | | Total employees ¹ | Full workweek employees |
| RETAIL TRADE, total..... | 200 | 14,225 | 209 | 569 | 492 |
| Food group..... | 23 | 2,756 | 24 | 66 | 51 |
| Eating and drinking places..... | 69 | 2,033 | 74 | 164 | 148 |
| General merchandise group, general stores | 16 | 1,434 | 17 | 44 | 34 |
| Apparel group..... | 13 | 738 | 14 | 24 | 22 |
| Furniture-home furnishings-appliance grp | 5 | 614 | 6 | 18 | 17 |
| Automotive group..... | 14 | 2,454 | 15 | 85 | 81 |
| Gasoline service stations..... | 28 | 1,520 | 26 | 62 | 52 |
| Lumber-building-hardware group..... | 9 | 1,592 | 8 | 45 | 42 |
| Drug and proprietary stores..... | 6 | 519 | 5 | 37 | 28 |
| All other retail stores..... | 17 | 565 | 20 | 24 | 17 |
| WHOLESALE TRADE..... | 19 | 3,375 | 7 | 31 | x |
| SELECTED SERVICE TRADES, ^{2/} total..... | 36 | 496 | 35 | 69 | 67 |
| Personal services..... | 21 | 296 | 22 | 57 | 56 |
| Other service trades..... | 15 | 200 | 13 | 12 | 11 |
| HOTELS..... | 18 | 2,757 | 22 | 414 | 397 |
| TOURIST COURTS AND CAMPS..... | 10 | 180 | 11 | 12 | 11 |

x Not available.

^{1/} Includes employees paid for less than the full workweek.

^{2/} See General Description on last page for changes from the 1939 Census of Business in the coverage of Service Trades.

Table 2.—CENSUS OF BUSINESS PRELIMINARY RESULTS FOR 1948 FOR CITIES OF 2,500 INHABITANTS OR MORE

ELKO COUNTY, NEV.

(Data omitted for trade groups where necessary to avoid disclosure)

| City and trade group ¹ | Number of establishments | 1948 sales and receipts (Thousand dollars) | Active proprietors of unincorporated businesses Nov. 1948 | Paid employees, workweek ended nearest Nov. 15, 1948 | |
|------------------------------------|--------------------------|---|--|--|-------------------------|
| | | | | Total employees ² | Full workweek employees |
| Elko: | | | | | |
| Retail trade..... | 106 | 10,186 | 111 | 409 | 355 |
| Selected service trades.... | 27 | 389 | 26 | 58 | 57 |
| Remainder of county: ^{3/} | | | | | |
| Retail trade..... | 94 | 4,039 | 98 | 160 | 137 |
| Selected service trades.... | 9 | 107 | 9 | 11 | 10 |

- 1/ See General Description on last page for changes from the 1939 Census of Business in the coverage of Service Trades.
- 2/ Includes employees paid for less than the full workweek.
- 3/ Includes figures for establishments not located in cities of 2,500 inhabitants or more.

GENERAL DESCRIPTION OF PRELIMINARY RELEASES FOR THE 1948 CENSUS OF BUSINESS

This series of releases, of which one is planned for each county in the United States, presents preliminary results of the 1948 Census of Business. The information is based on reports submitted by business establishments for that Census. The figures shown are preliminary, and are subject to revision in the final Census publications, but the changes are expected to be relatively minor with respect to coverage. The final Census figures will be issued in a series of Business Census bulletins which will show additional detailed kind-of-business information for all places where there are a sufficient number of establishments.

The 1948 Census of Business was taken under the provision of the Act of June 19, 1948, which provides that the Business Census be taken for 1948 and for each fifth year thereafter. Previous Business Censuses were taken for the years 1929, 1933, 1935, and 1939.

Scope of the Census.—The 1948 Census of Business covered all establishments in the following trades, as defined by the Standard Industrial Classification Manual, May 1949 issue, of the Executive Office of the President: all retail trades; all wholesale trades; all service trades in the following four groups—personal services, business services, automobile repairs and services, and miscellaneous repair services; hotels; tourist courts and camps; and amusements, including motion picture theaters. Some important services not covered are radio broadcasting and television, medical and health, legal, educational, nonprofit, accounting, and domestic services.

This coverage is similar to that of the 1939 Business Census. However, "custom trades" and "services incidental to transportation," which are no longer included in the standard classification of the service trades, are not covered by the 1948 Census. In a number of localities, these exclusions as well as other changes in the standard classification may have

a considerable effect in comparing 1948 with 1939 data, particularly with respect to establishment count.


Establishment definition.—For Census purposes, a business establishment is defined to include only enterprises conducted from a recognizable place of business, provided that the annual sales were in excess of \$5,000 for a wholesale trade establishment and \$500 for establishments in other trades. A detailed analysis of coverage will be provided in future Census of Business publications.

"Number of establishments" is the number of separate business locations, rather than the number of business companies or organizations, since the Census figures represent information reported separately for each business location or establishment. The establishment count reflects the number of places in business at the end of 1948 excluding administrative and executive offices of multiunit organizations, and "chain store" warehouses.

Sales and receipts.—"1948 sales and receipts" represents sales of merchandise and receipts from repairs and other services to customers. The figures reflect deductions for returned goods and allowances, but not for trade-in allowances; they exclude sales and excise taxes collected from customers and paid directly to any taxing agency.

Proprietors.—"Active proprietors..." represents owners and partners of unincorporated businesses who devoted the major portion of their time to the business in November 1948.

Employment.—"Number of paid employees..." represents all employees on the pay roll for the pay period ending nearest November 15, 1948. "Full workweek" employees, whether regular or seasonal, are those who in the November 15 pay period were paid for working at least the number of hours typically worked in a week by employees of the reporting establishment.



1948 CENSUS OF BUSINESS

RETAIL, WHOLESALE, SERVICE TRADES

U. S. DEPARTMENT OF COMMERCE
BUREAU OF THE CENSUS

PRELIMINARY

For Release April 27, 1950

Release Series BC-1P-27-005

ESMERALDA COUNTY, NEV.

Retail establishments located in Esmeralda County, Nevada, showed a decrease in dollar volume of trade from 1939 to 1948 according to preliminary figures from the 1948 Census of Business released today by the Bureau of the Census, U. S. Department of Commerce.

Retail sales in the county during 1948 aggregated \$223,000, a decrease of 75 percent from the \$873,000 in 1939, when the preceding Census of Business was taken.

Employment in the county also decreased over the 9-year period between 1939 and 1948 for the above trade. Retail establishments reported a total of 2 paid employees for the workweek ended nearest November 15, 1948. This compared with a total of 78 employees reported for the week of November 15, 1939.

These preliminary figures have been derived from a Census report on Esmeralda County, Nevada. Final figures, superseding the preliminary data for Esmeralda County, will be included in a Bulletin for the State of Nevada to be issued in several months. Similar data will be made available this year in preliminary and final form for each of the counties and States. A single copy of the preliminary release for Esmeralda County as well as an order blank for other area releases may be obtained by writing to the Bureau of the Census, Washington 25, D. C.

Table 1.—CENSUS OF BUSINESS PRELIMINARY RESULTS FOR 1948, BY TRADE GROUP

ESMERALDA COUNTY, NEV.

| Trade group and kind of business | Number of establishments | 1948 sales and receipts (Thousand dollars) | Active proprietors of unincorporated businesses Nov. 1948 | Paid employees, workweek ended nearest Nov. 15, 1948 | |
|----------------------------------|---|---|--|--|-------------------------|
| | | | | Total employees ¹ | Full workweek employees |
| RETAIL TRADE, total..... | 20 | 223 | 26 | 2 | 1 |
| Food group..... | Included with "All other retail stores" | | | | |
| Eating and drinking places.... | 8 | 48 | 12 | - | - |
| Gasoline service stations..... | 7 | 44 | 8 | - | - |
| All other retail stores..... | 5 | 131 | 6 | 2 | 1 |

¹/ Includes employees paid for less than the full workweek.

GENERAL DESCRIPTION OF PRELIMINARY RELEASES FOR THE 1948 CENSUS OF BUSINESS

This series of releases, of which one is planned for each county in the United States, presents preliminary results of the 1948 Census of Business. The information is based on reports submitted by business establishments for that Census. The figures shown are preliminary, and are subject to revision in the final Census publications, but the changes are expected to be relatively minor with respect to coverage. The final Census figures will be issued in a series of Business Census bulletins which will show additional detailed kind-of-business information for all places where there are a sufficient number of establishments.

The 1948 Census of Business was taken under the provision of the Act of June 19, 1948, which provides that the Business Census be taken for 1948 and for each fifth year thereafter. Previous Business Censuses were taken for the years 1929, 1933, 1935, and 1939.

Scope of the Census.—The 1948 Census of Business covered all establishments in the following trades, as defined by the Standard Industrial Classification Manual, May 1949 issue, of the Executive Office of the President: all retail trades; all wholesale trades; all service trades in the following four groups—personal services, business services, automobile repairs and services, and miscellaneous repair services; hotels; tourist courts and camps; and amusements, including motion picture theaters. Some important services not covered are radio broadcasting and television, medical and health, legal, educational, nonprofit, accounting, and domestic services.

This coverage is similar to that of the 1939 Business Census. However, "custom trades" and "services incidental to transportation," which are no longer included in the standard classification of the service trades, are not covered by the 1948 Census. In a number of localities, these exclusions as well as other changes in the standard classification may have a considerable effect in comparing

1948 with 1939 data, particularly with respect to establishment count.

Establishment definition.—For Census purposes, a business establishment is defined to include only enterprises conducted from a recognizable place of business, provided that the annual sales were in excess of \$5,000 for a wholesale trade establishment and \$500 for establishments in other trades. A detailed analysis of coverage will be provided in future Census of Business publications.

"Number of establishments" is the number of separate business locations, rather than the number of business companies or organizations, since the Census figures represent information reported separately for each business location or establishment. The establishment count reflects the number of places in business at the end of 1948 excluding administrative and executive offices of multiunit organizations, and "chain store" warehouses.

Sales and receipts.—"1948 sales and receipts" represents sales of merchandise and receipts from repairs and other services to customers. The figures reflect deductions for returned goods and allowances, but not for trade-in allowances; they exclude sales and excise taxes collected from customers and paid directly to any taxing agency.

Proprietors.—"Active proprietors..." represents owners and partners of unincorporated businesses who devoted the major portion of their time to the business in November 1948.

Employment.—"Number of paid employees..." represents all employees on the pay roll for the pay period ending nearest November 15, 1948. "Full workweek" employees, whether regular or seasonal, are those who in the November 15 pay period were paid for working at least the number of hours typically worked in a week by employees of the reporting establishment.

1948 CENSUS OF BUSINESS

RETAIL, WHOLESALE, SERVICE TRADES

U. S. DEPARTMENT OF COMMERCE
BUREAU OF THE CENSUS

PRELIMINARY

For Release April 27, 1950

Release Series BC-1P-27-006

EUREKA COUNTY, NEV.

Retail and service establishments located in Eureka County, Nevada, showed a substantial expansion in volume of trade from 1939 to 1948 according to preliminary figures from the 1948 Census of Business released today by the Bureau of the Census, U. S. Department of Commerce.

Retail sales in the county during 1948 aggregated \$821,000, an increase of 158 percent over the \$318,000 in 1939, when the preceding Census of Business was taken. The service trades included in the Census of Business recorded receipts totaling \$28,000 in 1948 compared with \$5,000 in 1939.

Employment in the county also rose over the 9-year period between 1939 and 1948 for the above trades. Establishments in these trades reported a combined total of 24 paid employees for the workweek ended nearest November 15, 1948. This compared with a total of 8 employees reported for the week of November 15, 1939.

These preliminary figures have been derived from a Census report on Eureka County, Nevada. Final figures, superseding the preliminary data for Eureka County, will be included in a Bulletin for the State of Nevada to be issued in several months. Similar data will be made available this year in preliminary and final form for each of the counties and States. A single copy of the preliminary release for Eureka County as well as an order blank for other area releases may be obtained by writing to the Bureau of the Census, Washington 25, D. C.

Table 1.—CENSUS OF BUSINESS PRELIMINARY RESULTS FOR 1948, BY TRADE GROUP

EUREKA COUNTY, NEV.

| Trade group and kind of business | Number of establishments | 1948 sales and receipts (Thousand dollars) | Active proprietors of unincorporated businesses Nov. 1948 | Paid employees, workweek ended nearest Nov. 15, 1948 | |
|--|--------------------------|---|--|--|-------------------------|
| | | | | Total employees ¹ | Full workweek employees |
| RETAIL TRADE, total | 27 | 821 | 34 | 23 | 22 |
| Food group..... | 7 | 424 | 8 | 10 | 9 |
| Eating and drinking places..... | 10 | 156 | 12 | 7 | 7 |
| Gasoline service stations..... | | Included with "All other retail stores" | | | |
| All other retail stores..... | 10 | 241 | 14 | 6 | 6 |
| SELECTED SERVICE TRADES² | 6 | 28 | 6 | 1 | 1 |

¹/ Includes employees paid for less than the full workweek.

²/ See General Description on last page for changes from the 1939 Census of Business in the coverage of Service Trades.

GENERAL DESCRIPTION OF PRELIMINARY RELEASES FOR THE 1948 CENSUS OF BUSINESS

This series of releases, of which one is planned for each county in the United States, presents preliminary results of the 1948 Census of Business. The information is based on reports submitted by business establishments for that Census. The figures shown are preliminary, and are subject to revision in the final Census publications, but the changes are expected to be relatively minor with respect to coverage. The final Census figures will be issued in a series of Business Census bulletins which will show additional detailed kind-of-business information for all places where there are a sufficient number of establishments.

The 1948 Census of Business was taken under the provision of the Act of June 19, 1948, which provides that the Business Census be taken for 1948 and for each fifth year thereafter. Previous Business Censuses were taken for the years 1929, 1933, 1935, and 1939.

Scope of the Census.—The 1948 Census of Business covered all establishments in the following trades, as defined by the Standard Industrial Classification Manual, May 1949 issue, of the Executive Office of the President: all retail trades; all wholesale trades; all service trades in the following four groups—personal services, business services, automobile repairs and services, and miscellaneous repair services; hotels; tourist courts and camps; and amusements, including motion picture theaters. Some important services not covered are radio broadcasting and television, medical and health, legal, educational, nonprofit, accounting, and domestic services.

This coverage is similar to that of the 1939 Business Census. However, "custom trades" and "services incidental to transportation," which are no longer included in the standard classification of the service trades, are not covered by the 1948 Census. In a number of localities, these exclusions as well as other changes in the standard classification may have a considerable effect in comparing

1948 with 1939 data, particularly with respect to establishment count.

Establishment definition.—For Census purposes, a business establishment is defined to include only enterprises conducted from a recognizable place of business, provided that the annual sales were in excess of \$5,000 for a wholesale trade establishment and \$500 for establishments in other trades. A detailed analysis of coverage will be provided in future Census of Business publications.

"Number of establishments" is the number of separate business locations, rather than the number of business companies or organizations, since the Census figures represent information reported separately for each business location or establishment. The establishment count reflects the number of places in business at the end of 1948 excluding administrative and executive offices of multiunit organizations, and "chain store" warehouses.

Sales and receipts.—"1948 sales and receipts" represents sales of merchandise and receipts from repairs and other services to customers. The figures reflect deductions for returned goods and allowances, but not for trade-in allowances; they exclude sales and excise taxes collected from customers and paid directly to any taxing agency.

Proprietors.—"Active proprietors..." represents owners and partners of unincorporated businesses who devoted the major portion of their time to the business in November 1948.

Employment.—"Number of paid employees..." represents all employees on the pay roll for the pay period ending nearest November 15, 1948. "Full workweek" employees, whether regular or seasonal, are those who in the November 15 pay period were paid for working at least the number of hours typically worked in a week by employees of the reporting establishment.

1948 CENSUS OF BUSINESS

RETAIL, WHOLESALE, SERVICE TRADES

U. S. DEPARTMENT OF COMMERCE
BUREAU OF THE CENSUS

PRELIMINARY

For Release March 6, 1950

Release Series BC-1P-27-007

HUMBOLDT COUNTY, NEV.

Retail, wholesale, and service establishments located in Humboldt County, Nevada, showed a substantial expansion in volume of trade from 1939 to 1948 according to preliminary figures from the 1948 Census of Business released today by the Bureau of the Census, U. S. Department of Commerce.

Retail sales in the county during 1948 aggregated \$6.2 million, an increase of 138 percent over the \$2.6 million in 1939, when the preceding Census of Business was taken. Wholesale sales in the county reached a total of \$2 million in 1948 as compared with \$1.2 million in 1939. The service trades included in the Census of Business recorded receipts totaling \$384,000 in 1948 compared with \$115,000 in 1939.

Employment in the county also rose over the nine-year period between 1939 and 1948 for the above trades. Establishments in these trades reported 356 paid employees for the workweek ended nearest November 15, 1948. This compared with a total of 272 employees reported for the week of November 15, 1939.

These preliminary figures have been derived from a Census report on Humboldt County, Nevada. Final figures, superseding the preliminary data, for Humboldt County will be included in a Bulletin for the State of Nevada to be issued in several months. Similar data will be made available this year in preliminary and final form for each of the counties and States. A single copy of the preliminary release for Humboldt County as well as an order blank for other area releases may be obtained by writing to the Bureau of the Census, Washington 25, D. C.

Table 1.—CENSUS OF BUSINESS PRELIMINARY RESULTS FOR 1948, BY TRADE GROUP
HUMBOLDT COUNTY, NEV.

| Trade group and kind of business | Number of establishments | 1948 sales and receipts (Thousand dollars) | Active proprietors of unincorporated businesses Nov. 1948 | Paid employees, workweek ended nearest Nov. 15, 1948 | |
|---|--------------------------|---|--|--|-------------------------|
| | | | | Total employees ¹ | Full workweek employees |
| RETAIL TRADE, total | 98 | 6,163 | 103 | 265 | 227 |
| Food group..... | 16 | 1,506 | 16 | 44 | 36 |
| Eating and drinking places..... | 31 | 735 | 35 | 74 | 67 |
| Gasoline service stations..... | 21 | 945 | 23 | 36 | 28 |
| All other retail stores..... | 30 | 2,977 | 29 | 111 | 96 |
| WHOLESALE TRADE..... | 11 | 1,979 | 5 | 24 | x |
| SELECTED SERVICE TRADES ^{2/} | 19 | 384 | 19 | 67 | 66 |
| HOTELS..... | 11 | 1,145 | 11 | 157 | 145 |
| TOURIST COURTS AND CAMPS..... | 7 | 156 | 5 | 15 | 15 |

x Not available.

^{1/} Includes employees paid for less than the full workweek.

^{2/} See General Description on last page for changes from the 1939 Census of Business in the coverage of Service Trades.

GENERAL DESCRIPTION OF PRELIMINARY RELEASES FOR THE 1948 CENSUS OF BUSINESS

This series of releases, of which one is planned for each county in the United States, presents preliminary results of the 1948 Census of Business. The information is based on reports submitted by business establishments for that Census. The figures shown are preliminary, and are subject to revision in the final Census publications, but the changes are expected to be relatively minor with respect to coverage. The final Census figures will be issued in a series of Business Census bulletins which will show additional detailed kind-of-business information for all places where there are a sufficient number of establishments.

The 1948 Census of Business was taken under the provision of the Act of June 19, 1948, which provides that the Business Census be taken for 1948 and for each fifth year thereafter. Previous Business Censuses were taken for the years 1929, 1933, 1935, and 1939.

Scope of the Census.—The 1948 Census of Business covered all establishments in the following trades, as defined by the Standard Industrial Classification Manual, May 1949 issue, of the Executive Office of the President: all retail trades; all wholesale trades; all service trades in the following four groups—personal services, business services, automobile repairs and services, and miscellaneous repair services; hotels; tourist courts and camps; and amusements, including motion picture theaters. Some important services not covered are radio broadcasting and television, medical and health, legal, educational, nonprofit, accounting, and domestic services.

This coverage is similar to that of the 1939 Business Census. However, "custom trades" and "services incidental to transportation," which are no longer included in the standard classification of the service trades, are not covered by the 1948 Census. In a number of localities, these exclusions as well as other changes in the standard classification may have a considerable effect in comparing

1948 with 1939 data, particularly with respect to establishment count.

Establishment definition.—For Census purposes, a business establishment is defined to include only enterprises conducted from a recognizable place of business, provided that the annual sales were in excess of \$5,000 for a wholesale trade establishment and \$500 for establishments in other trades. A detailed analysis of coverage will be provided in future Census of Business publications.

"Number of establishments" is the number of separate business locations, rather than the number of business companies or organizations, since the Census figures represent information reported separately for each business location or establishment. The establishment count reflects the number of places in business at the end of 1948 excluding administrative and executive offices of multiunit organizations, and "chain store" warehouses.

Sales and receipts.—"1948 sales and receipts" represents sales of merchandise and receipts from repairs and other services to customers. The figures reflect deductions for returned goods and allowances, but not for trade-in allowances; they exclude sales and excise taxes collected from customers and paid directly to any taxing agency.

Proprietors.—"Active proprietors..." represents owners and partners of unincorporated businesses who devoted the major portion of their time to the business in November 1948.

Employment.—"Number of paid employees..." represents all employees on the pay roll for the pay period ending nearest November 15, 1948. "Full workweek" employees, whether regular or seasonal, are those who in the November 15 pay period were paid for working at least the number of hours typically worked in a week by employees of the reporting establishment.

1948 CENSUS OF BUSINESS

RETAIL, WHOLESALE, SERVICE TRADES

U. S. DEPARTMENT OF COMMERCE
BUREAU OF THE CENSUS

PRELIMINARY

For Release March 20, 1950

Release Series BC-1P-27-008

LANDER COUNTY, NEV.

Retail and wholesale establishments located in Lander County, Nevada, showed a substantial expansion in dollar volume of trade from 1939 to 1948 according to preliminary figures from the 1948 Census of Business released today by the Bureau of the Census, U. S. Department of Commerce.

Retail sales in the county during 1948 aggregated \$1.7 million, an increase of 113 percent over the \$0.8 million in 1939, when the preceding Census of Business was taken. Wholesale sales in the county reached a total of \$469,000 in 1948 as compared with \$164,000 in 1939.

Employment in the county also rose over the 9-year period between 1939 and 1948 for the above trades. Establishments in these trades reported a combined total of 72 paid employees for the workweek ended nearest November 15, 1948. This compared with a total of 52 employees reported for the week of November 15, 1939.

These preliminary figures have been derived from a Census report on Lander County, Nevada. Final figures, superseding the preliminary data for Lander County, will be included in a Bulletin for the State of Nevada to be issued in several months. Similar data will be made available this year in preliminary and final form for each of the counties and States. A single copy of the preliminary release for Lander County as well as an order blank for other area releases may be obtained by writing to the Bureau of the Census, Washington 25, D. C.

Table 1.—CENSUS OF BUSINESS PRELIMINARY RESULTS FOR 1948, BY TRADE GROUP

LANDER COUNTY, NEV.

| Trade group and kind of business | Number of establishments | 1948 sales and receipts (Thousand dollars) | Active proprietors of unincorporated businesses Nov. 1948 | Paid employees, workweek ended nearest Nov. 15, 1948 | |
|----------------------------------|--------------------------|---|--|--|-------------------------|
| | | | | Total employees ¹ | Full workweek employees |
| RETAIL TRADE, total..... | 37 | 1,691 | 42 | 68 | 57 |
| Food group..... | 5 | 371 | 3 | 7 | 5 |
| Eating and drinking places..... | 11 | 429 | 14 | 29 | 27 |
| Gasoline service stations..... | 10 | 348 | 12 | 15 | 11 |
| All other retail stores..... | 11 | 543 | 13 | 17 | 14 |
| WHOLESALE TRADE..... | 5 | 469 | 5 | 4 | x |

x Not available.

¹/ Includes employees paid for less than the full workweek.

GENERAL DESCRIPTION OF PRELIMINARY RELEASES FOR THE 1948 CENSUS OF BUSINESS

This series of releases, of which one is planned for each county in the United States, presents preliminary results of the 1948 Census of Business. The information is based on reports submitted by business establishments for that Census. The figures shown are preliminary, and are subject to revision in the final Census publications, but the changes are expected to be relatively minor with respect to coverage. The final Census figures will be issued in a series of Business Census bulletins which will show additional detailed kind-of-business information for all places where there are a sufficient number of establishments.

The 1948 Census of Business was taken under the provision of the Act of June 19, 1948, which provides that the Business Census be taken for 1948 and for each fifth year thereafter. Previous Business Censuses were taken for the years 1929, 1933, 1935, and 1939.

Scope of the Census.—The 1948 Census of Business covered all establishments in the following trades, as defined by the Standard Industrial Classification Manual, May 1949 issue, of the Executive Office of the President: all retail trades; all wholesale trades; all service trades in the following four groups—personal services, business services, automobile repairs and services, and miscellaneous repair services; hotels; tourist courts and camps; and amusements, including motion picture theaters. Some important services not covered are radio broadcasting and television, medical and health, legal, educational, nonprofit, accounting, and domestic services.

This coverage is similar to that of the 1939 Business Census. However, "custom trades" and "services incidental to transportation," which are no longer included in the standard classification of the service trades, are not covered by the 1948 Census. In a number of localities, these exclusions as well as other changes in the standard classification may have a considerable effect in comparing

1948 with 1939 data, particularly with respect to establishment count.

Establishment definition.—For Census purposes, a business establishment is defined to include only enterprises conducted from a recognizable place of business, provided that the annual sales were in excess of \$5,000 for a wholesale trade establishment and \$500 for establishments in other trades. A detailed analysis of coverage will be provided in future Census of Business publications.

"Number of establishments" is the number of separate business locations, rather than the number of business companies or organizations, since the Census figures represent information reported separately for each business location or establishment. The establishment count reflects the number of places in business at the end of 1948 excluding administrative and executive offices of multiunit organizations, and "chain store" warehouses.

Sales and receipts.—"1948 sales and receipts" represents sales of merchandise and receipts from repairs and other services to customers. The figures reflect deductions for returned goods and allowances, but not for trade-in allowances; they exclude sales and excise taxes collected from customers and paid directly to any taxing agency.

Proprietors.—"Active proprietors..." represents owners and partners of unincorporated businesses who devoted the major portion of their time to the business in November 1948.

Employment.—"Number of paid employees..." represents all employees on the pay roll for the pay period ending nearest November 15, 1948. "Full workweek" employees, whether regular or seasonal, are those who in the November 15 pay period were paid for working at least the number of hours typically worked in a week by employees of the reporting establishment.

1948 CENSUS OF BUSINESS

RETAIL, WHOLESALE, SERVICE TRADES

U. S. DEPARTMENT OF COMMERCE
BUREAU OF THE CENSUS

PRELIMINARY

For Release April 27, 1950

Release Series BC-1P-27-009

LINCOLN COUNTY, NEV.

Retail and wholesale establishments located in Lincoln County, Nevada, showed a substantial expansion in dollar volume of trade from 1939 to 1948 according to preliminary figures from the 1948 Census of Business released today by the Bureau of the Census, U. S. Department of Commerce.

Retail sales in the county during 1948 aggregated \$2.6 million, an increase of 117 percent over the \$1.2 million in 1939, when the preceding Census of Business was taken. Wholesale sales in the county reached a total of \$524,000 in 1948 as compared with \$213,000 in 1939.

Employment in the county decreased over the 9-year period between 1939 and 1948 for the above trades. Establishments in these trades reported a combined total of 115 paid employees for the workweek ended nearest November 15, 1948. This compared with a total of 140 employees reported for the week of November 15, 1939.

These preliminary figures have been derived from a Census report on Lincoln County, Nevada. Final figures, superseding the preliminary data for Lincoln County, will be included in a Bulletin for the State of Nevada to be issued in several months. Similar data will be made available this year in preliminary and final form for each of the counties and States. A single copy of the preliminary release for Lincoln County as well as an order blank for other area releases may be obtained by writing to the Bureau of the Census, Washington 25, D. C.

Table 1.—CENSUS OF BUSINESS PRELIMINARY RESULTS FOR 1948, BY TRADE GROUP

LINCOLN COUNTY, NEV.

| Trade group and kind of business | Number of establishments | 1948 sales and receipts (Thousand dollars) | Active proprietors of unincorporated businesses Nov. 1948 | Paid employees, workweek ended nearest Nov. 15, 1948 | |
|----------------------------------|--------------------------|---|--|--|-------------------------|
| | | | | Total employees ¹ | Full workweek employees |
| RETAIL TRADE, total..... | 54 | 2,565 | 60 | 111 | 96 |
| Food group..... | 9 | 738 | 7 | 20 | 15 |
| Eating and drinking places..... | 15 | 349 | 20 | 35 | 33 |
| Gasoline service stations..... | 7 | 217 | 11 | 4 | 2 |
| All other retail stores..... | 23 | 1,261 | 22 | 52 | 46 |
| WHOLESALE TRADE..... | 5 | 524 | 8 | 4 | x |

x Not available.

1/ Includes employees paid for less than the full workweek.

GENERAL DESCRIPTION OF PRELIMINARY RELEASES FOR THE
1948 CENSUS OF BUSINESS

This series of releases, of which one is planned for each county in the United States, presents preliminary results of the 1948 Census of Business. The information is based on reports submitted by business establishments for that Census. The figures shown are preliminary, and are subject to revision in the final Census publications, but the changes are expected to be relatively minor with respect to coverage. The final Census figures will be issued in a series of Business Census bulletins which will show additional detailed kind-of-business information for all places where there are a sufficient number of establishments.

The 1948 Census of Business was taken under the provision of the Act of June 19, 1948, which provides that the Business Census be taken for 1948 and for each fifth year thereafter. Previous Business Censuses were taken for the years 1929, 1933, 1935, and 1939.

Scope of the Census.—The 1948 Census of Business covered all establishments in the following trades, as defined by the Standard Industrial Classification Manual, May 1949 issue, of the Executive Office of the President: all retail trades; all wholesale trades; all service trades in the following four groups—personal services, business services, automobile repairs and services, and miscellaneous repair services; hotels; tourist courts and camps; and amusements, including motion picture theaters. Some important services not covered are radio broadcasting and television, medical and health, legal, educational, nonprofit, accounting, and domestic services.

This coverage is similar to that of the 1939 Business Census. However, "custom trades" and "services incidental to transportation," which are no longer included in the standard classification of the service trades, are not covered by the 1948 Census. In a number of localities, these exclusions as well as other changes in the standard classification may have a considerable effect in comparing

1948 with 1939 data, particularly with respect to establishment count.

Establishment definition.—For Census purposes, a business establishment is defined to include only enterprises conducted from a recognizable place of business, provided that the annual sales were in excess of \$5,000 for a wholesale trade establishment and \$500 for establishments in other trades. A detailed analysis of coverage will be provided in future Census of Business publications.

"Number of establishments" is the number of separate business locations rather than the number of business companies or organizations, since the Census figures represent information reported separately for each business location or establishment. The establishment count reflects the number of places in business at the end of 1948 excluding administrative and executive offices of multiunit organizations, and "chain store" warehouses.

Sales and receipts.—"1948 sales and receipts" represents sales of merchandise and receipts from repairs and other services to customers. The figures reflect deductions for returned goods and allowances, but not for trade-in allowances; they exclude sales and excise taxes collected from customers and paid directly to any taxing agency.

Proprietors.—"Active proprietors..." represents owners and partners of unincorporated businesses who devoted the major portion of their time to the business in November 1948.

Employment.—"Number of paid employees..." represents all employees on the pay roll for the pay period ending nearest November 15, 1948. "Full workweek" employees, whether regular or seasonal, are those who in the November 15 pay period were paid for working at least the number of hours typically worked in a week by employees of the reporting establishment.

1948 CENSUS OF BUSINESS

U. S. DEPARTMENT OF COMMERCE
BUREAU OF THE CENSUS

RETAIL, WHOLESALE, SERVICE TRADES

PRELIMINARY

For Release March 6, 1950

Release Series EC-1P-27-010

LYON COUNTY, NEV.

Retail, wholesale, and service establishments located in Lyon County, Nevada, showed a substantial expansion in volume of trade from 1939 to 1948 according to preliminary figures from the 1948 Census of Business released today by the Bureau of the Census, U. S. Department of Commerce

Retail sales in the county during 1948 aggregated \$3.1 million, an increase of 182 percent over the \$1.1 million in 1939, when the preceding Census of Business was taken. Wholesale sales in the county reached a total of \$566,000 in 1948 as compared with \$290,000 in 1939. The service trades included in the Census of Business recorded receipts totaling \$138,000 in 1948 compared with \$24,000 in 1939.

Employment in the county also rose over the nine-year period between 1939 and 1948 for the above trades. Establishments in these trades reported 94 paid employees for the workweek ended nearest November 15, 1948. This compared with a total of 70 employees reported for the week of November 15, 1939.

These preliminary figures have been derived from a Census report on Lyon County, Nevada. Final figures, superseding the preliminary data, for Lyon County will be included in a Bulletin for the State of Nevada to be issued in several months. Similar data will be made available this year in preliminary and final form for each of the counties and States. A single copy of the preliminary release for Lyon County as well as an order blank for other area releases may be obtained by writing to the Bureau of the Census, Washington 25, D.C.

Table 1.—CENSUS OF BUSINESS PRELIMINARY RESULTS FOR 1948, BY TRADE GROUP
LYON COUNTY, NEV.

| Trade group and kind of business | Number of establishments | 1948 sales and receipts (Thousand dollars) | Active proprietors of unincorporated businesses Nov. 1948 | Paid employees, workweek ended nearest Nov. 15, 1948 | |
|---|--------------------------|---|--|--|-------------------------|
| | | | | Total employees ¹ | Full workweek employees |
| RETAIL TRADE, total..... | 74 | 3,072 | 86 | 82 | 62 |
| Food group..... | 13 | 903 | 14 | 16 | 13 |
| Eating and drinking places..... | 27 | 480 | 31 | 38 | 29 |
| Gasoline service stations..... | 15 | 355 | 17 | 6 | 2 |
| All other retail stores..... | 19 | 1,334 | 24 | 22 | 18 |
| WHOLESALE TRADE..... | 5 | 566 | 7 | 4 | x |
| SELECTED SERVICE TRADES,²/total.. | 15 | 138 | 18 | 8 | 6 |
| Personal services..... | 7 | 34 | 7 | 1 | - |
| All other service trades..... | 8 | 104 | 11 | 7 | 6 |
| TOURIST COURTS AND CAMPS..... | 8 | 24 | 9 | - | - |

x Not available.

¹/ Includes employees paid for less than the full workweek.

²/ See General Description on last page for changes from 1939 Census of Business in the coverage of Service Trades.

GENERAL DESCRIPTION OF PRELIMINARY RELEASES FOR THE 1948 CENSUS OF BUSINESS

This series of releases, of which one is planned for each county in the United States, presents preliminary results of the 1948 Census of Business. The information is based on reports submitted by business establishments for that Census. The figures shown are preliminary, and are subject to revision in the final Census publications, but the changes are expected to be relatively minor with respect to coverage. The final Census figures will be issued in a series of Business Census bulletins which will show additional detailed kind-of-business information for all places where there are a sufficient number of establishments.

The 1948 Census of Business was taken under the provision of the Act of June 19, 1948, which provides that the Business Census be taken for 1948 and for each fifth year thereafter. Previous Business Censuses were taken for the years 1929, 1933, 1935, and 1939.

Scope of the Census.—The 1948 Census of Business covered all establishments in the following trades, as defined by the Standard Industrial Classification Manual, May 1949 issue, of the Executive Office of the President: all retail trades; all wholesale trades; all service trades in the following four groups—personal services, business services, automobile repairs and services, and miscellaneous repair services; hotels; tourist courts and camps; and amusements, including motion picture theaters. Some important services not covered are radio broadcasting and television, medical and health, legal, educational, nonprofit, accounting, and domestic services.

This coverage is similar to that of the 1939 Business Census. However, "custom trades" and "services incidental to transportation," which are no longer included in the standard classification of the service trades, are not covered by the 1948 Census. In a number of localities, these exclusions as well as other changes in the standard classification may have a considerable effect in comparing

1948 with 1939 data, particularly with respect to establishment count.

Establishment definition.—For Census purposes, a business establishment is defined to include only enterprises conducted from a recognizable place of business, provided that the annual sales were in excess of \$5,000 for a wholesale trade establishment and \$500 for establishments in other trades. A detailed analysis of coverage will be provided in future Census of Business publications.

"Number of establishments" is the number of separate business locations, rather than the number of business companies or organizations, since the Census figures represent information reported separately for each business location or establishment. The establishment count reflects the number of places in business at the end of 1948 excluding administrative and executive offices of multiunit organizations, and "chain store" warehouses.

Sales and receipts.—"1948 sales and receipts" represents sales of merchandise and receipts from repairs and other services to customers. The figures reflect deductions for returned goods and allowances, but not for trade-in allowances; they exclude sales and excise taxes collected from customers and paid directly to any taxing agency.

Proprietors.—"Active proprietors..." represents owners and partners of unincorporated businesses who devoted the major portion of their time to the business in November 1948.

Employment.—"Number of paid employees..." represents all employees on the pay roll for the pay period ending nearest November 15, 1948. "Full workweek" employees, whether regular or seasonal, are those who in the November 15 pay period were paid for working at least the number of hours typically worked in a week by employees of the reporting establishment.

1948 CENSUS OF BUSINESS

U. S. DEPARTMENT OF COMMERCE
BUREAU OF THE CENSUS

RETAIL, WHOLESALE, SERVICE TRADES

PRELIMINARY

For Release March 6, 1950

Release Series BC-1P-27-011

MINERAL COUNTY, NEV.

Retail and service establishments located in Mineral County, Nevada, showed a substantial expansion in volume of trade from 1939 to 1948 according to preliminary figures from the 1948 Census of Business released today by the Bureau of the Census, U. S. Department of Commerce.

Retail sales in the county during 1948 aggregated \$3.3 million, an increase of 312 percent over the \$0.8 million in 1939, when the preceding Census of Business was taken. The service trades included in the Census of Business recorded receipts totaling \$51,000 in 1948 compared with \$9,000 in 1939.

Employment in the county also rose over the nine-year period between 1939 and 1948 for the above trades. Establishments in these trades reported 155 paid employees for the workweek ended nearest November 15, 1948. This compared with a total of 91 employees reported for the week of November 15, 1939.

These preliminary figures have been derived from a Census report on Mineral County, Nevada, which also includes data for Hawthorne City. Final figures, superseding the preliminary data, for Mineral County will be included in a Bulletin for the State of Nevada to be issued in several months. Similar data will be made available this year in preliminary and final form for each of the counties and States. A single copy of the preliminary release for Mineral County as well as an order blank for other area releases may be obtained by writing to the Bureau of the Census, Washington 25, D. C.

Table 1.—CENSUS OF BUSINESS PRELIMINARY RESULTS FOR 1948, BY TRADE GROUP
MINERAL COUNTY, NEV.

| Trade group and kind of business | Number of establishments | 1948 sales and receipts (Thousand dollars) | Active proprietors of unincorporated businesses Nov. 1948 | Paid employees, workweek ended nearest Nov. 15, 1948 | |
|--|--------------------------|---|--|--|-------------------------|
| | | | | Total employees ¹ | Full workweek employees |
| RETAIL TRADE, total..... | 83 | 3,305 | 92 | 150 | 123 |
| Food group..... | 14 | 1,229 | 16 | 38 | 27 |
| Eating and drinking places..... | 27 | 534 | 29 | 64 | 55 |
| Gasoline service stations..... | 14 | 321 | 15 | 6 | 4 |
| All other retail stores..... | 28 | 1,221 | 32 | 42 | 37 |
| SELECTED SERVICE TRADES, ^{2/} total.. | 8 | 51 | 9 | 5 | 5 |
| Personal services..... | 8 | 51 | 9 | 5 | 5 |

^{1/} Includes employees paid for less than the full workweek.

^{2/} See General Description on last page for changes from the 1939 Census of Business in the coverage of Service Trades.

Table 2.—CENSUS OF BUSINESS PRELIMINARY RESULTS FOR 1948 FOR CITIES OF 2,500 INHABITANTS OR MORE
MINERAL COUNTY, NEV.

(Data omitted for trade groups where necessary to avoid disclosure)

| City and trade group ¹ | Number of establishments | 1948 sales and receipts (Thousand dollars) | Active proprietors of unincorporated businesses Nov. 1948 | Paid employees, workweek ended nearest Nov. 15, 1948 | |
|-----------------------------------|--------------------------|---|--|--|-------------------------|
| | | | | Total employees ² | Full workweek employees |
| Hawthorne: | | | | | |
| Retail trade..... | 51 | 2,350 | 62 | 123 | 106 |
| Remainder of county: ² | | | | | |
| Retail trade..... | 32 | 955 | 30 | 27 | 17 |

¹/ Includes employees paid for less than the full workweek.

²/ Includes figures for establishments not located in cities of 2,500 inhabitants or more.

GENERAL DESCRIPTION OF PRELIMINARY RELEASES FOR THE 1948 CENSUS OF BUSINESS

This series of releases, of which one is planned for each county in the United States, presents preliminary results of the 1948 Census of Business. The information is based on reports submitted by business establishments for that Census. The figures shown are preliminary, and are subject to revision in the final Census publications, but the changes are expected to be relatively minor with respect to coverage. The final Census figures will be issued in a series of Business Census bulletins which will show additional detailed kind-of-business information for all places where there are a sufficient number of establishments.

The 1948 Census of Business was taken under the provision of the Act of June 19, 1948, which provides that the Business Census be taken for 1948 and for each fifth year thereafter. Previous Business Censuses were taken for the years 1929, 1933, 1935, and 1939.

Scope of the Census.—The 1948 Census of Business covered all establishments in the following trades, as defined by the Standard Industrial Classification Manual, May 1949 issue, of the Executive Office of the President: all retail trades; all wholesale trades; all service trades in the following four groups—personal services, business services, automobile repairs and services, and miscellaneous repair services; hotels; tourist courts and camps; and amusements, including motion picture theaters. Some important services not covered are radio broadcasting and television, medical and health, legal, educational, nonprofit, accounting, and domestic services.

This coverage is similar to that of the 1939 Business Census. However, "custom trades" and "services incidental to transportation," which are no longer included in the standard classification of the service trades, are not covered by the 1948 Census. In a number of localities, these exclusions as well as other changes in the standard classification may have

a considerable effect in comparing 1948 with 1939 data, particularly with respect to establishment count.

Establishment definition.—For Census purposes, a business establishment is defined to include only enterprises conducted from a recognizable place of business, provided that the annual sales were in excess of \$5,000 for a wholesale trade establishment and \$500 for establishments in other trades. A detailed analysis of coverage will be provided in future Census of Business publications.

"Number of establishments" is the number of separate business locations, rather than the number of business companies or organizations, since the Census figures represent information reported separately for each business location or establishment. The establishment count reflects the number of places in business at the end of 1948 excluding administrative and executive offices of multiunit organizations, and "chain store" warehouses.

Sales and receipts.—"1948 sales and receipts" represents sales of merchandise and receipts from repairs and other services to customers. The figures reflect deductions for returned goods and allowances, but not for trade-in allowances; they exclude sales and excise taxes collected from customers and paid directly to any taxing agency.

Proprietors.—"Active proprietors..." represents owners and partners of unincorporated businesses who devoted the major portion of their time to the business in November 1948.

Employment.—"Number of paid employees..." represents all employees on the pay roll for the pay period ending nearest November 15, 1948. "Full workweek" employees, whether regular or seasonal, are those who in the November 15 pay period were paid for working at least the number of hours typically worked in a week by employees of the reporting establishment.

1948 CENSUS OF BUSINESS

RETAIL, WHOLESALE, SERVICE TRADES

U. S. DEPARTMENT OF COMMERCE
BUREAU OF THE CENSUS

PRELIMINARY

For Release April 27, 1950

Release Series BC-1P-27-012

NYE COUNTY, NEV.

Retail, wholesale, and service establishments located in Nye County, Nevada, showed an expansion in dollar volume of trade from 1939 to 1948 according to preliminary figures from the 1948 Census of Business released today by the Bureau of the Census, U. S. Department of Commerce.

Retail sales in the county during 1948 aggregated \$3.2 million, an increase of 60 percent over the \$2.0 million in 1939, when the preceding Census of Business was taken. Wholesale sales in the county reached a total of \$613,000 in 1948 as compared with \$481,000 in 1939. The service trades included in the Census of Business recorded receipts totaling \$81,000 in 1948 compared with \$59,000 in 1939.

Employment in the county decreased over the 9-year period between 1939 and 1948 for the above trades. Establishments in these trades reported a combined total of 154 paid employees for the workweek ended nearest November 15, 1948. This compared with a total of 168 employees reported for the week of November 15, 1939.

These preliminary figures have been derived from a Census report on Nye County, Nevada. Final figures, superseding the preliminary data for Nye County, will be included in a Bulletin for the State of Nevada to be issued in several months. Similar data will be made available this year in preliminary and final form for each of the counties and States. A single copy of the preliminary release for Nye County as well as an order blank for other area releases may be obtained by writing to the Bureau of the Census, Washington 25, D. C.

Table 1.—CENSUS OF BUSINESS PRELIMINARY RESULTS FOR 1948, BY TRADE GROUP
NYE COUNTY, NEV.

| Trade group and kind of business | Number of establishments | 1948 sales and receipts (Thousand dollars) | Active proprietors of unincorporated businesses Nov. 1948 | Paid employees, workweek ended nearest Nov. 15, 1948 | |
|---|--------------------------|---|--|--|-------------------------|
| | | | | Total employees ¹ | Full workweek employees |
| RETAIL TRADE, total..... | 82 | 3,205 | 94 | 141 | 123 |
| Food group..... | 18 | 1,187 | 19 | 30 | 26 |
| Eating and drinking places..... | 28 | 511 | 37 | 53 | 51 |
| Gasoline service stations..... | 12 | 180 | 15 | 3 | 3 |
| All other retail stores..... | 24 | 1,327 | 23 | 55 | 43 |
| WHOLESALE TRADE..... | 7 | 613 | 6 | 9 | x |
| SELECTED SERVICE TRADES ^{2/} | 16 | 81 | 16 | 4 | 2 |

x Not available.

1/ Includes employees paid for less than the full workweek.

2/ See General Description on last page for changes from the 1939 Census of Business in the coverage of Service Trades.

GENERAL DESCRIPTION OF PRELIMINARY RELEASES FOR THE 1948 CENSUS OF BUSINESS

This series of releases, of which one is planned for each county in the United States, presents preliminary results of the 1948 Census of Business. The information is based on reports submitted by business establishments for that Census. The figures shown are preliminary, and are subject to revision in the final Census publications, but the changes are expected to be relatively minor with respect to coverage. The final Census figures will be issued in a series of Business Census bulletins which will show additional detailed kind-of-business information for all places where there are a sufficient number of establishments.

The 1948 Census of Business was taken under the provision of the Act of June 19, 1948, which provides that the Business Census be taken for 1948 and for each fifth year thereafter. Previous Business Censuses were taken for the years 1929, 1933, 1935, and 1939.

Scope of the Census.—The 1948 Census of Business covered all establishments in the following trades, as defined by the Standard Industrial Classification Manual, May 1949 issue, of the Executive Office of the President: all retail trades; all wholesale trades; all service trades in the following four groups—personal services, business services, automobile repairs and services, and miscellaneous repair services; hotels; tourist courts and camps; and amusements, including motion picture theaters. Some important services not covered are radio broadcasting and television, medical and health, legal, educational, nonprofit, accounting, and domestic services.

This coverage is similar to that of the 1939 Business Census. However, "custom trades" and "services incidental to transportation," which are no longer included in the standard classification of the service trades, are not covered by the 1948 Census. In a number of localities, these exclusions as well as other changes in the standard classification may have a considerable effect in comparing

1948 with 1939 data, particularly with respect to establishment count.

Establishment definition.—For Census purposes, a business establishment is defined to include only enterprises conducted from a recognizable place of business, provided that the annual sales were in excess of \$5,000 for a wholesale trade establishment and \$500 for establishments in other trades. A detailed analysis of coverage will be provided in future Census of Business publications.

"Number of establishments" is the number of separate business locations, rather than the number of business companies or organizations, since the Census figures represent information reported separately for each business location or establishment. The establishment count reflects the number of places in business at the end of 1948 excluding administrative and executive offices of multiunit organizations, and "chain store" warehouses.

Sales and receipts.—"1948 sales and receipts" represents sales of merchandise and receipts from repairs and other services to customers. The figures reflect deductions for returned goods and allowances, but not for trade-in allowances; they exclude sales and excise taxes collected from customers and paid directly to any taxing agency.

Proprietors.—"Active proprietors..." represents owners and partners of unincorporated businesses who devoted the major portion of their time to the business in November 1948.

Employment.—"Number of paid employees..." represents all employees on the pay roll for the pay period ending nearest November 15, 1948. "Full workweek" employees, whether regular or seasonal, are those who in the November 15 pay period were paid for working at least the number of hours typically worked in a week by employees of the reporting establishment.

1948 CENSUS OF BUSINESS

RETAIL, WHOLESALE, SERVICE TRADES

U. S. DEPARTMENT OF COMMERCE
BUREAU OF THE CENSUS

PRELIMINARY

For Release March 6, 1950

Release Series BC-1P-27-013

ORMSBY COUNTY, NEV.

Retail, wholesale, and service establishments located in Ormsby County, Nevada, showed a substantial expansion in volume of trade from 1939 to 1948 according to preliminary figures from the 1948 Census of Business released today by the Bureau of the Census, U. S. Department of Commerce.

Retail sales in the county during 1948 aggregated \$4.6 million, an increase of 207 percent over the \$1.5 million in 1939, when the preceding Census of Business was taken. Wholesale sales in the county reached a total of \$867,000 in 1948 as compared with \$297,000 in 1939. The service trades included in the Census of Business recorded receipts totaling \$229,000 in 1948 compared with \$81,000 in 1939.

Employment in the county also rose over the nine-year period between 1939 and 1948 for the above trades. Establishments in these trades reported 243 paid employees for the workweek ended nearest November 15, 1948. This compared with a total of 191 employees reported for the week of November 15, 1939.

These preliminary figures have been derived from a Census report on Ormsby County, Nevada. Final figures, superseding the preliminary data, for Ormsby County will be included in a Bulletin for the State of Nevada to be issued in several months. Similar data will be made available this year in preliminary and final form for each of the counties and States. A single copy of the preliminary release for Ormsby County as well as an order blank for other area releases may be obtained by writing to the Bureau of the Census, Washington 25, D. C.

Table 1.—CENSUS OF BUSINESS PRELIMINARY RESULTS FOR 1948, BY TRADE GROUP

ORMSBY COUNTY, NEV.

| Trade group and kind of business | Number of establishments | 1948 sales and receipts (Thousand dollars) | Active proprietors of unincorporated businesses Nov. 1948 | Paid employees, workweek ended nearest Nov. 15, 1948 | |
|---|--------------------------|---|--|--|-------------------------|
| | | | | Total employees ¹ | Full workweek employees |
| RETAIL TRADE, total..... | 72 | 4,624 | 71 | 207 | 182 |
| Food group..... | 9 | 1,202 | 8 | 36 | 35 |
| Eating and drinking places..... | 24 | 917 | 27 | 83 | 68 |
| Gasoline service stations..... | 7 | 353 | 6 | 10 | 9 |
| All other retail stores..... | 32 | 2,152 | 30 | 78 | 70 |
| WHOLESALE TRADE..... | 5 | 867 | 2 | 10 | x |
| SELECTED SERVICE TRADES,^{2/} total. | 24 | 229 | 27 | 26 | 25 |
| Personal services..... | 15 | 118 | 17 | 21 | 20 |
| All other service trades..... | 9 | 111 | 10 | 5 | 5 |
| TOURIST COURTS AND CAMPS..... | 14 | 144 | 14 | 3 | 3 |
| AMUSEMENTS..... | 5 | 192 | 8 | 22 | x |

x Not available.

^{1/} Includes employees paid for less than the full workweek.

^{2/} See General Description on last page for changes from the 1939 Census of Business in the coverage of Service Trades.

GENERAL DESCRIPTION OF PRELIMINARY RELEASES FOR THE 1948 CENSUS OF BUSINESS

This series of releases, of which one is planned for each county in the United States, presents preliminary results of the 1948 Census of Business. The information is based on reports submitted by business establishments for that Census. The figures shown are preliminary, and are subject to revision in the final Census publications, but the changes are expected to be relatively minor with respect to coverage. The final Census figures will be issued in a series of Business Census bulletins which will show additional detailed kind-of-business information for all places where there are a sufficient number of establishments.

The 1948 Census of Business was taken under the provision of the Act of June 19, 1948, which provides that the Business Census be taken for 1948 and for each fifth year thereafter. Previous Business Censuses were taken for the years 1929, 1933, 1935, and 1939.

Scope of the Census.--The 1948 Census of Business covered all establishments in the following trades, as defined by the Standard Industrial Classification Manual, May 1949 issue, of the Executive Office of the President: all retail trades; all wholesale trades; all service trades in the following four groups--personal services, business services, automobile repairs and services, and miscellaneous repair services; hotels; tourist courts and camps; and amusements, including motion picture theaters. Some important services not covered are radio broadcasting and television, medical and health, legal, educational, nonprofit, accounting, and domestic services.

This coverage is similar to that of the 1939 Business Census. However, "custom trades" and "services incidental to transportation," which are no longer included in the standard classification of the service trades, are not covered by the 1948 Census. In a number of localities, these exclusions as well as other changes in the standard classification may have a considerable effect in comparing

1948 with 1939 data, particularly with respect to establishment count.

Establishment definition.--For Census purposes, a business establishment is defined to include only enterprises conducted from a recognizable place of business, provided that the annual sales were in excess of \$5,000 for a wholesale trade establishment and \$500 for establishments in other trades. A detailed analysis of coverage will be provided in future Census of Business publications.

"Number of establishments" is the number of separate business locations, rather than the number of business companies or organizations, since the Census figures represent information reported separately for each business location or establishment. The establishment count reflects the number of places in business at the end of 1948 excluding administrative and executive offices of multiunit organizations, and "chain store" warehouses.

Sales and receipts.--"1948 sales and receipts" represents sales of merchandise and receipts from repairs and other services to customers. The figures reflect deductions for returned goods and allowances, but not for trade-in allowances; they exclude sales and excise taxes collected from customers and paid directly to any taxing agency.

Proprietors.--"Active proprietors..." represents owners and partners of unincorporated businesses who devoted the major portion of their time to the business in November 1948.

Employment.--"Number of paid employees..." represents all employees on the pay roll for the pay period ending nearest November 15, 1948. "Full workweek" employees, whether regular or seasonal, are those who in the November 15 pay period were paid for working at least the number of hours typically worked in a week by employees of the reporting establishment.

1948 CENSUS OF BUSINESS

RETAIL, WHOLESALE, SERVICE TRADES

U. S. DEPARTMENT OF COMMERCE
BUREAU OF THE CENSUS

PRELIMINARY

For Release March 6, 1950

Release Series BC-1P-27-014

PERSHING COUNTY, NEV.

Retail, wholesale, and service establishments located in Pershing County, Nevada, showed a substantial expansion in volume of trade from 1939 to 1948 according to preliminary figures from the 1948 Census of Business released today by the Bureau of the Census, U. S. Department of Commerce.

Retail sales in the county during 1948 aggregated \$3.3 million, an increase of 230 percent over the \$1.0 million in 1939, when the preceding Census of Business was taken. Wholesale sales in the county reached a total of \$734,000 in 1948 as compared with \$254,000 in 1939. The service trades included in the Census of Business recorded receipts totaling \$106,000 in 1948 compared with \$36,000 in 1939.

Employment in the county also rose over the nine-year period between 1939 and 1948 for the trades covered by the Census of Business. Establishments in these trades reported 168 paid employees for the workweek ended nearest November 15, 1948. This compared with a total of 110 employees reported for the week of November 15, 1939.

These preliminary figures have been derived from a Census report on Pershing County, Nevada. Final figures, superseding the preliminary data, for Pershing County will be included in a Bulletin for the State of Nevada to be issued in several months. Similar data will be made available this year in preliminary and final form for each of the counties and States. A single copy of the preliminary release for Pershing County as well as an order blank for other area releases may be obtained by writing to the Bureau of the Census, Washington 25, D. C.

Table 1.—CENSUS OF BUSINESS PRELIMINARY RESULTS FOR 1948, BY TRADE GROUP
PERSHING COUNTY, NEV.

| Trade group and kind of business | Number of establishments | 1948 sales and receipts (Thousand dollars) | Active proprietors of unincorporated businesses Nov. 1948 | Paid employees, workweek ended nearest Nov. 15, 1948 | |
|---|--------------------------|---|--|--|-------------------------|
| | | | | Total employees ¹ | Full workweek employees |
| RETAIL TRADE, total..... | 56 | 3,341 | 55 | 147 | 122 |
| Food group..... | 5 | 601 | 4 | 18 | 11 |
| Eating and drinking places..... | 19 | 423 | 20 | 33 | 32 |
| Gasoline service stations..... | 12 | 595 | 12 | 17 | 15 |
| All other retail stores..... | 20 | 1,722 | 19 | 79 | 64 |
| WHOLESALE TRADE..... | 6 | 734 | - | 7 | x |
| SELECTED SERVICE TRADES,^{2/} total. | 12 | 106 | 17 | 14 | 14 |
| Personal services..... | 7 | 63 | 12 | 12 | 12 |
| All other service trades..... | 5 | 43 | 5 | 2 | 2 |
| TOURIST COURTS AND CAMPS..... | 9 | 80 | 10 | 5 | 5 |

x Not available.

^{1/} Includes employees paid for less than the full workweek.

^{2/} See General Description on last page for changes from the 1939 Census of Business in the coverage of Service Trades.

GENERAL DESCRIPTION OF PRELIMINARY RELEASES FOR THE 1948 CENSUS OF BUSINESS

This series of releases, of which one is planned for each county in the United States, presents preliminary results of the 1948 Census of Business. The information is based on reports submitted by business establishments for that Census. The figures shown are preliminary, and are subject to revision in the final Census publications, but the changes are expected to be relatively minor with respect to coverage. The final Census figures will be issued in a series of Business Census bulletins which will show additional detailed kind-of-business information for all places where there are a sufficient number of establishments.

The 1948 Census of Business was taken under the provision of the Act of June 19, 1948, which provides that the Business Census be taken for 1948 and for each fifth year thereafter. Previous Business Censuses were taken for the years 1929, 1933, 1935, and 1939.

Scope of the Census.--The 1948 Census of Business covered all establishments in the following trades, as defined by the Standard Industrial Classification Manual, May 1949 issue, of the Executive Office of the President: all retail trades; all wholesale trades; all service trades in the following four groups--personal services, business services, automobile repairs and services, and miscellaneous repair services; hotels; tourist courts and camps; and amusements, including motion picture theaters. Some important services not covered are radio broadcasting and television, medical and health, legal, educational, nonprofit, accounting, and domestic services.

This coverage is similar to that of the 1939 Business Census. However, "custom trades" and "services incidental to transportation," which are no longer included in the standard classification of the service trades, are not covered by the 1948 Census. In a number of localities, these exclusions as well as other changes in the standard classification may have a considerable effect in comparing

1948 with 1939 data, particularly with respect to establishment count.

Establishment definition.--For Census purposes, a business establishment is defined to include only enterprises conducted from a recognizable place of business, provided that the annual sales were in excess of \$5,000 for a wholesale trade establishment and \$500 for establishments in other trades. A detailed analysis of coverage will be provided in future Census of Business publications.

"Number of establishments" is the number of separate business locations, rather than the number of business companies or organizations, since the Census figures represent information reported separately for each business location or establishment. The establishment count reflects the number of places in business at the end of 1948 excluding administrative and executive offices of multiunit organizations, and "chain store" warehouses.

Sales and receipts.--"1948 sales and receipts" represents sales of merchandise and receipts from repairs and other services to customers. The figures reflect deductions for returned goods and allowances, but not for trade-in allowances; they exclude sales and excise taxes collected from customers and paid directly to any taxing agency.

Proprietors.--"Active proprietors..." represents owners and partners of unincorporated businesses who devoted the major portion of their time to the business in November 1948.

Employment.--"Number of paid employees..." represents all employees on the pay roll for the pay period ending nearest November 15, 1948. "Full workweek" employees, whether regular or seasonal, are those who in the November 15 pay period were paid for working at least the number of hours typically worked in a week by employees of the reporting establishment.

1948 CENSUS OF BUSINESS

RETAIL, WHOLESALE, SERVICE TRADES

U. S. DEPARTMENT OF COMMERCE
BUREAU OF THE CENSUS

PRELIMINARY

For Release March 6, 1950

Release Series BC-1P-27-015

STOREY COUNTY, NEV.

Retail establishments located in Storey County, Nevada, showed an expansion in dollar volume of trade from 1939 to 1948 according to preliminary figures from the 1948 Census of Business released today by the Bureau of the Census, U. S. Department of Commerce.

Retail sales in the county during 1948 aggregated \$512,000, an increase of 29 percent over the \$398,000 in 1939, when the preceding Census of Business was taken.

These preliminary figures have been derived from a Census report on Storey County, Nevada. Final figures, superseding the preliminary data, for Storey County will be included in a Bulletin for the State of Nevada to be issued in several months. Similar data will be made available this year in preliminary and final form for each of the counties and States. A single copy of the preliminary release for Storey County as well as an order blank for other area releases may be obtained by writing to the Bureau of the Census, Washington 25, D. C.

Table 1.—CENSUS OF BUSINESS PRELIMINARY RESULTS FOR 1948, BY TRADE GROUP

STOREY COUNTY, NEV.

| Trade group and kind of business | Number of establishments | 1948 sales and receipts (Thousand dollars) | Active proprietors of unincorporated businesses Nov. 1948 | Paid employees, workweek ended nearest Nov. 15, 1948 | |
|----------------------------------|--------------------------|---|--|--|-------------------------|
| | | | | Total employees ¹ | Full workweek employees |
| RETAIL TRADE, total | 30 | 512 | 38 | 17 | 13 |
| Food group..... | | Included with "all other retail stores" | | | |
| Eating and drinking places..... | 18 | 331 | 24 | 12 | 12 |
| Gasoline service stations..... | | Included with "all other retail stores" | | | |
| All other retail stores..... | 12 | 181 | 14 | 5 | 1 |

¹/ Includes employees paid for less than the full workweek.

GENERAL DESCRIPTION OF PRELIMINARY RELEASES FOR THE 1948 CENSUS OF BUSINESS

This series of releases, of which one is planned for each county in the United States, presents preliminary results of the 1948 Census of Business. The information is based on reports submitted by business establishments for that Census. The figures shown are preliminary, and are subject to revision in the final Census publications, but the changes are expected to be relatively minor with respect to coverage. The final Census figures will be issued in a series of Business Census bulletins which will show additional detailed kind-of-business information for all places where there are a sufficient number of establishments.

The 1948 Census of Business was taken under the provision of the Act of June 19, 1948, which provides that the Business Census be taken for 1948 and for each fifth year thereafter. Previous Business Censuses were taken for the years 1929, 1933, 1935, and 1939.

Scope of the Census.—The 1948 Census of Business covered all establishments in the following trades, as defined by the Standard Industrial Classification Manual, May 1949 issue, of the Executive Office of the President: all retail trades; all wholesale trades; all service trades in the following four groups—personal services, business services, automobile repairs and services, and miscellaneous repair services; hotels; tourist courts and camps; and amusements, including motion picture theaters. Some important services not covered are radio broadcasting and television, medical and health, legal, educational, nonprofit, accounting, and domestic services.

This coverage is similar to that of the 1939 Business Census. However, "custom trades" and "services incidental to transportation," which are no longer included in the standard classification of the service trades, are not covered by the 1948 Census. In a number of localities, these exclusions as well as other changes in the standard classification may have a considerable effect in comparing

1948 with 1939 data, particularly with respect to establishment count.

Establishment definition.—For Census purposes, a business establishment is defined to include only enterprises conducted from a recognizable place of business, provided that the annual sales were in excess of \$5,000 for a wholesale trade establishment and \$500 for establishments in other trades. A detailed analysis of coverage will be provided in future Census of Business publications.

"Number of establishments" is the number of separate business locations, rather than the number of business companies or organizations, since the Census figures represent information reported separately for each business location or establishment. The establishment count reflects the number of places in business at the end of 1948 excluding administrative and executive offices of multiunit organizations, and "chain store" warehouses.

Sales and receipts.—"1948 sales and receipts" represents sales of merchandise and receipts from repairs and other services to customers. The figures reflect deductions for returned goods and allowances, but not for trade-in allowances; they exclude sales and excise taxes collected from customers and paid directly to any taxing agency.

Proprietors.—"Active proprietors..." represents owners and partners of unincorporated businesses who devoted the major portion of their time to the business in November 1948.

Employment.—"Number of paid employees..." represents all employees on the pay roll for the pay period ending nearest November 15, 1948. "Full workweek" employees, whether regular or seasonal, are those who in the November 15 pay period were paid for working at least the number of hours typically worked in a week by employees of the reporting establishment.

1948 CENSUS OF BUSINESS

RETAIL, WHOLESALE, SERVICE TRADES

U. S. DEPARTMENT OF COMMERCE
BUREAU OF THE CENSUS

PRELIMINARY

For Release March 6, 1950

Release Series BC-1P-27-016

WASHOE COUNTY, NEV.

Retail, wholesale, and service establishments located in Washoe County, Nevada, showed a substantial expansion in dollar volume of trade from 1939 to 1948 according to preliminary figures from the 1948 Census of Business released today by the Bureau of the Census, U. S. Department of Commerce.

Retail sales in the county during 1948 aggregated \$79.2 million, an increase of 214 percent over the \$25.2 million sales in 1939, when the preceding Census of Business was taken. Wholesale sales volume in the county showed a 242 percent rise over the same period, reaching a total of \$44.4 million in 1948 as compared with \$13.0 million in 1939. The service trades included in the Census of Business reported receipts totaling \$5.4 million in 1948 compared with \$1.8 million in 1939. Hotel receipts moved from \$1.1 million in 1939 to \$3.9 million in 1948. Amusement businesses in the county recorded receipts of \$16.6 million in 1948. No comparable figures for 1939 are available.

Employment in the county also rose over the nine-year period between 1939 and 1948 for the trades covered by the Census of Business. Retail trade establishments reported 3,799 paid employees for the workweek ended nearest November 15, 1948. Of these, 3,169 worked the full week, and the remainder part of the week. The comparable figures for 1939 were 2,678 and 2,119. Wholesale trade establishments reported a total of 790 full- and part-week employees for the week of November 15, 1948, compared with 496 for the same week in 1939. For the selected service trades, November 15, 1948 paid employees numbered 751; the comparable figure for 1939, adjusted for change in scope between the two Censuses, was 474. Amusement businesses reported 1,969 paid employees for the workweek ended nearest November 15, 1948.

These preliminary figures have been derived from a Census report on Washoe County, Nevada. The report also contains data for Reno and Sparks cities.

Final figures, superseding the preliminary data for Washoe County, will be included in a Bulletin for the State of Nevada to be issued in several months. Similar data will be made available this year in preliminary and final form for each of the counties and States. A single copy of the preliminary release for Washoe County as well as an order blank for other area releases may be obtained by writing to the Bureau of the Census, Washington 25, D. C.

Table 1.—CENSUS OF BUSINESS PRELIMINARY RESULTS FOR 1948, BY TRADE GROUP

WASHOE COUNTY, NEV.

| Trade group and kind of business | Number of establishments | 1948 sales and receipts (Thousand dollars) | Active proprietors of unincorporated businesses Nov. 1948 | Paid employees, workweek ended nearest Nov. 15, 1948 | |
|---|--------------------------|---|--|--|-------------------------|
| | | | | Total employees ¹ | Full workweek employees |
| RETAIL TRADE, total..... | 665 | 79,157 | 659 | 3,799 | 3,169 |
| Food group..... | 104 | 13,311 | 117 | 309 | 235 |
| Eating and drinking places..... | 187 | 9,977 | 218 | 1,021 | 869 |
| General merchandise group, general stores | 13 | 8,110 | 3 | 583 | 458 |
| Apparel group..... | 50 | 5,871 | 39 | 285 | 241 |
| Furniture-home furnishings-appliance grp | 35 | 4,637 | 30 | 214 | 209 |
| Automotive group..... | 36 | 14,194 | 31 | 321 | 301 |
| Gasoline service stations..... | 83 | 3,766 | 84 | 162 | 132 |
| Lumber-building-hardware group..... | 16 | 3,793 | 11 | 156 | 131 |
| Drug and proprietary stores..... | 27 | 5,409 | 16 | 320 | 243 |
| All other retail stores..... | 114 | 10,089 | 110 | 428 | 350 |
| WHOLESALE TRADE, total..... | 97 | 44,363 | 47 | 790 | x |
| Merchant wholesalers..... | 77 | 35,614 | 46 | 682 | x |
| Manufact'rs' sales branches, offices... | 10 | 2,640 | - | 47 | x |
| Petroleum bulk plants, terminals..... | 10 | 6,109 | 1 | 61 | x |
| SELECTED SERVICE TRADES,^{2/} total..... | 213 | 5,448 | 214 | 751 | 717 |
| Personal services..... | 123 | 3,094 | 124 | 537 | 517 |
| Business services..... | 20 | 675 | 19 | 74 | 63 |
| Automotive repairs and services..... | 50 | 1,278 | 51 | 106 | 104 |
| Other repair services..... | 20 | 401 | 20 | 34 | 33 |
| HOTELS..... | 47 | 3,935 | 38 | 442 | 382 |
| TOURIST COURTS AND CAMPS..... | 68 | 1,240 | 77 | 94 | 85 |
| AMUSEMENTS..... | 39 | 16,620 | 32 | 1,969 | x |

x Not available.

^{1/} Includes employees paid for less than the full workweek.^{2/} See General Description on last page for changes from the 1939 Census of Business in the coverage of Service Trades.

1948 CENSUS OF BUSINESS

RETAIL, WHOLESALE, SERVICE TRADES

U. S. DEPARTMENT OF COMMERCE
BUREAU OF THE CENSUS

PRELIMINARY

For Release April 27, 1950

Release Series BC-1P-27-017

WHITE PINE COUNTY, NEV.

Retail, wholesale, and service establishments located in White Pine County, Nevada, showed a substantial expansion in dollar volume of trade from 1939 to 1948 according to preliminary figures from the 1948 Census of Business released today by the Bureau of the Census, U. S. Department of Commerce.

Retail sales in the county during 1948 aggregated \$10.8 million, an increase of 80 percent over the \$6.0 million in 1939, when the preceding Census of Business was taken. Wholesale sales in the county reached a total of \$3.0 million in 1948 as compared with \$1.3 million in 1939. The service trades included in the Census of Business recorded receipts totaling \$376,000 in 1948 compared with \$218,000 in 1939.

Employment in the county decreased over the 9-year period between 1939 and 1948 for the above trades. Establishments in these trades reported a combined total of 581 paid employees for the workweek ended nearest November 15, 1948. This compared with a total of 656 employees reported for the week of November 15, 1939.

These preliminary figures have been derived from a Census report on White Pine County, Nevada, which also includes data for the city of Ely. Final figures, superseding the preliminary data for White Pine County, will be included in a Bulletin for the State of Nevada to be issued in several months. Similar data will be made available this year in preliminary and final form for each of the counties and States. A single copy of the preliminary release for White Pine County as well as an order blank for other area releases may be obtained by writing to the Bureau of the Census, Washington 25, D. C.

Table 1.—CENSUS OF BUSINESS PRELIMINARY RESULTS FOR 1948, BY TRADE GROUP

WHITE PINE COUNTY, NEV.

| Trade group and kind of business | Number of establishments | 1948 sales and receipts (Thousand dollars) | Active proprietors of unincorporated businesses Nov. 1948 | Paid employees, workweek ended nearest Nov. 15, 1948 | |
|--|--------------------------|---|--|--|-------------------------|
| | | | | Total employees ¹ | Full workweek employees |
| RETAIL TRADE, total..... | 147 | 10,847 | 146 | 470 | 389 |
| Food group..... | 28 | 2,747 | 25 | 73 | 57 |
| Eating and drinking places..... | 44 | 1,275 | 49 | 144 | 119 |
| Gasoline service stations..... | 18 | 798 | 21 | 23 | 17 |
| All other retail stores..... | 57 | 6,027 | 51 | 230 | 196 |
| WHOLESALE TRADE..... | 15 | 3,007 | 15 | 43 | x |
| SELECTED SERVICE TRADES, ² /total.. | 36 | 376 | 39 | 68 | 67 |
| Personal services..... | 24 | 322 | 25 | 67 | 66 |
| All other service trades..... | 12 | 54 | 14 | 1 | 1 |
| TOURIST COURTS AND CAMPS..... | 10 | 82 | 12 | 4 | 1 |

x Not available.

¹/ Includes employees paid for less than the full workweek.

²/ See General Description on last page for changes from the 1939 Census of Business in the coverage of Service Trades.

Table 2.—CENSUS OF BUSINESS PRELIMINARY RESULTS FOR 1948 FOR CITIES OF 2,500 INHABITANTS OR MORE

WHITE PINE COUNTY, NEV.

(Data omitted for trade groups where necessary to avoid disclosure)

| City and trade group | Number of establishments | 1948 sales and receipts (Thousand dollars) | Active proprietors of unincorporated businesses Nov. 1948. | Paid employees, workweek ended nearest Nov. 15, 1948 | |
|------------------------------------|--------------------------|---|---|--|-------------------------|
| | | | | Total 1 employees | Full workweek employees |
| Elv: | | | | | |
| Retail trade..... | 78 | 7,377 | 80 | 313 | 268 |
| Remainder of county: ^{2/} | | | | | |
| Retail trade..... | 69 | 3,470 | 66 | 157 | 121 |

1/ Includes employees paid for less than the full workweek.

2/ Includes figures for establishments not located in cities of 2,500 inhabitants or more.

GENERAL DESCRIPTION OF PRELIMINARY RELEASES FOR THE 1948 CENSUS OF BUSINESS

This series of releases, of which one is planned for each county in the United States, presents preliminary results of the 1948 Census of Business. The information is based on reports submitted by business establishments for that Census. The figures shown are preliminary, and are subject to revision in the final Census publications, but the changes are expected to be relatively minor with respect to coverage. The final Census figures will be issued in a series of Business Census bulletins which will show additional detailed kind-of-business information for all places where there are a sufficient number of establishments.

The 1948 Census of Business was taken under the provision of the Act of June 19, 1948, which provides that the Business Census be taken for 1948 and for each fifth year thereafter. Previous Business Censuses were taken for the years 1929, 1933, 1935, and 1939.

Scope of the Census.—The 1948 Census of Business covered all establishments in the following trades, as defined by the Standard Industrial Classification Manual, May 1949 issue, of the Executive Office of the President: all retail trades; all wholesale trades; all service trades in the following four groups—personal services, business services, automobile repairs and services, and miscellaneous repair services; hotels; tourist courts and camps; and amusements, including motion picture theaters. Some important services not covered are radio broadcasting and television, medical and health, legal, educational, nonprofit, accounting, and domestic services.

This coverage is similar to that of the 1939 Business Census. However, "custom trades" and "services incidental to transportation," which are no longer included in the standard classification of the service trades, are not covered by the 1948 Census. In a number of localities, these exclusions as well as

other changes in the standard classification may have a considerable effect in comparing 1948 with 1939 data, particularly with respect to establishment count.

Establishment definition.—For Census purposes, a business establishment is defined to include only enterprises conducted from a recognizable place of business, provided that the annual sales were in excess of \$5,000 for a wholesale trade establishment and \$500 for establishments in other trades. A detailed analysis of coverage will be provided in future Census of Business publications.


"Number of establishments" is the number of separate business locations, rather than the number of business companies or organizations, since the Census figures represent information reported separately for each business location or establishment. The establishment count reflects the number of places in business at the end of 1948 excluding administrative and executive offices of multiunit organizations, and "chain store" warehouses.

Sales and receipts.—"1948 sales and receipts" represents sales of merchandise and receipts from repairs and other services to customers. The figures reflect deductions for returned goods and allowances, but not for trade-in allowances; they exclude sales and excise taxes collected from customers and paid directly to any taxing agency.

Proprietors.—"Active proprietors..." represents owners and partners of unincorporated businesses who devoted the major portion of their time to the business in November 1948.

Employment.—"Number of paid employees..." represents all employees on the pay roll for the pay period ending nearest November 15, 1948. "Full workweek" employees, whether regular or seasonal, are those who in the November 15 pay period were paid for working at least the number of hours typically worked in a week by employees of the reporting establishment.





NEW HAMPSHIRE

counties

NEW HAMPSHIRE

1. Belknap
2. Carroll
3. Cheshire
4. Coos
5. Grafton
6. Hillsborough
7. Merrimack
8. Rockingham
9. Strafford
10. Sullivan

1948 CENSUS OF BUSINESS

RETAIL, WHOLESALE, SERVICE TRADES

U. S. DEPARTMENT OF COMMERCE
BUREAU OF THE CENSUS

PRELIMINARY

For Release May 1, 1950

Release Series BC-1P-28-000

NEW HAMPSHIRE

Retail, wholesale, and service establishments located in New Hampshire showed a substantial expansion in dollar volume of trade from 1939 to 1948 according to preliminary figures from the 1948 Census of Business released today by the Bureau of the Census, U. S. Department of Commerce.

Retail sales in the State during 1948 aggregated \$469.8 million, an increase of 157 percent over the \$183.1 million sales in 1939, when the preceding Census of Business was taken. Wholesale sales volume in the State showed a 199 percent rise over the same period, reaching a total of \$192.4 million in 1948 as compared with \$64.3 million in 1939. The service trades included in the Census of Business reported receipts totaling \$22.0 million in 1948 compared with \$8.5 million in 1939. Hotel receipts moved from \$4.3 million in 1939 to \$14.7 million in 1948. Amusement businesses in the State recorded receipts of \$11.2 million in 1948 compared with \$5.0 million in 1939.

Employment in the State also rose over the 9-year period between 1939 and 1948 for the trades covered by the Census of Business. Retail trade establishments reported 24,128 paid employees for the workweek ended nearest November 15, 1948. Of these, 19,072 worked the full week, and the remainder part of the week. The comparable total and full workweek figures for 1939 were 18,198 and 14,851. Wholesale trade establishments reported a total of 4,112 full- and part-week employees for the week of November 15, 1948, compared with 2,570 for the same week in 1939. For the selected service trades, November 15, 1948, paid employees numbered 3,284; the comparable figure for 1939, adjusted for change in scope between the two Censuses, was 2,450.

These preliminary figures have been compiled from similar releases being made available for each county in New Hampshire. Final figures, superseding the preliminary data for New Hampshire, will be included in a State Bulletin to be issued in several months. Similar data will be made available in preliminary and final form for each of the States.

A single copy of the preliminary release for the State of New Hampshire as well as an order blank for other area releases may be obtained by writing to the Bureau of the Census, Washington 25, D. C.

90670

Table 1.—CENSUS OF BUSINESS PRELIMINARY RESULTS FOR 1948, BY TRADE GROUP
NEW HAMPSHIRE

| Trade group and kind of business | Number of establishments | 1948 sales and receipts (Thousand dollars) | Active proprietors of unincorporated businesses Nov. 1948 | Paid employees, workweek ended nearest Nov. 15, 1948 | |
|--|--------------------------|---|--|--|-------------------------|
| | | | | Total employees ¹ | Full workweek employees |
| RETAIL TRADE, total..... | 7,556 | 469,841 | 6,960 | 24,128 | 19,072 |
| Food group..... | 2,087 | 142,799 | 2,026 | 4,521 | 3,258 |
| Eating and drinking places..... | 1,221 | 29,399 | 1,260 | 4,209 | 3,252 |
| General merchandise grp, general stores | 314 | 31,180 | 268 | 2,772 | 1,826 |
| Apparel group..... | 581 | 32,588 | 484 | 1,987 | 1,485 |
| Furniture-home furnishings-appliance grp | 501 | 25,788 | 414 | 1,652 | 1,495 |
| Automotive group..... | 375 | 60,985 | 272 | 2,440 | 2,315 |
| Gasoline service stations..... | 857 | 22,610 | 905 | 890 | 692 |
| Lumber-building-hardware group..... | 302 | 35,588 | 234 | 1,969 | 1,772 |
| Drug and proprietary stores..... | 228 | 13,467 | 194 | 983 | 731 |
| All other retail stores..... | 1,090 | 75,437 | 903 | 2,705 | 2,246 |
| WHOLESALE TRADE, total..... | 518 | 192,438 | 261 | 4,112 | x |
| Merchant wholesalers, total..... | 374 | 115,783 | 221 | 3,111 | x |
| Groceries, confectionery, meat..... | 56 | 28,352 | 36 | 418 | x |
| Farm products, edible..... | 55 | 14,337 | 38 | 435 | x |
| Tobacco..... | 18 | 11,431 | 7 | 156 | x |
| Furniture, home furnishings..... | 9 | 157 | 8 | 5 | x |
| Automotive supplies..... | 30 | 5,469 | 18 | 312 | x |
| Electrical merchandise..... | 9 | 6,436 | 4 | 100 | x |
| Hardware, plumbing, heating..... | 18 | 8,205 | 3 | 316 | x |
| Lumber, construction materials..... | 20 | 3,692 | 11 | 155 | x |
| Mach'y, equip't, industrial supplies | 38 | 5,181 | 15 | 233 | x |
| All other merchant wholesalers..... | 121 | 32,523 | 81 | 981 | x |
| Manufact'rs' sales branches, offices.. | 52 | 35,437 | - | 547 | x |
| Petroleum bulk plants, terminals..... | 84 | 39,413 | 35 | 414 | x |
| Other types of wholesale..... | 8 | 1,805 | 5 | 40 | x |
| SELECTED SERVICE TRADES, total..... | 2,158 | 22,034 | 2,201 | 3,284 | 2,822 |
| Personal services..... | 1,386 | 12,659 | 1,410 | 2,358 | 2,052 |
| Business services..... | 80 | 1,271 | 73 | 163 | 136 |
| Automotive repairs and services..... | 414 | 5,696 | 428 | 528 | 454 |
| Other repairs and services..... | 278 | 2,408 | 290 | 235 | 180 |
| HOTELS..... | 454 | 14,740 | 457 | 1,351 | 1,209 |
| TOURIST COURTS AND CAMPS..... | 548 | 2,356 | 593 | 31 | 28 |
| AMUSEMENTS..... | 268 | 11,150 | 178 | 1,912 | x |

x Not available.

1/ Includes employees paid for less than the full workweek.

1948 CENSUS OF BUSINESS

RETAIL, WHOLESALE, SERVICE TRADES

U. S. DEPARTMENT OF COMMERCE
BUREAU OF THE CENSUS

PRELIMINARY

For Release May 8, 1950

Release Series BC-1P-28-001

BELKNAP COUNTY, N. H.

Retail, wholesale, and service establishments located in Belknap County, New Hampshire, showed a substantial expansion in dollar volume of trade from 1939 to 1948 according to preliminary figures from the 1948 Census of Business released today by the Bureau of the Census, U. S. Department of Commerce.

Retail sales in the county during 1948 aggregated \$27.3 million, an increase of 190 percent over the \$9.4 million in 1939, when the preceding Census of Business was taken. Wholesale sales in the county reached a total of \$7.8 million in 1948 as compared with \$2.6 million in 1939. The service trades included in the Census of Business recorded receipts totaling \$919,000 in 1948 compared with \$358,000 in 1939.

Employment in the county also rose over the 9-year period between 1939 and 1948 for the above trades. Establishments in these trades reported a combined total of 1,564 paid employees for the workweek ended nearest November 15, 1948. This compared with a total of 1,048 employees reported for the week of November 15, 1939.

These preliminary figures have been derived from a Census report on Belknap County, New Hampshire, which also includes data for the city of Laconia. Final figures, superseding the preliminary data for Belknap County, will be included in a Bulletin for the State of New Hampshire to be issued in several months. Similar data will be made available this year in preliminary and final form for each of the counties and States. A single copy of the preliminary release for Belknap County as well as an order blank for other area releases may be obtained by writing to the Bureau of the Census, Washington 25, D. C.

Table 1.—CENSUS OF BUSINESS PRELIMINARY RESULTS FOR 1948, BY TRADE GROUP

BELKNAP COUNTY, N. H.

| Trade group and kind of business | Number of establishments | 1948 sales and receipts (Thousand dollars) | Active proprietors of unincorporated businesses Nov. 1948 | Paid employees, workweek ended nearest Nov. 15, 1948 | |
|---|--------------------------|---|--|--|-------------------------|
| | | | | Total employees ¹ | Full workweek employees |
| RETAIL TRADE, total..... | 467 | 27,320 | 422 | 1,320 | 1,081 |
| Food group..... | 125 | 8,118 | 120 | 234 | 161 |
| Eating and drinking places..... | 65 | 1,393 | 54 | 132 | 105 |
| General merchandise group, general stores.... | 22 | 1,505 | 19 | 135 | 88 |
| Apparel group..... | 31 | 1,650 | 31 | 97 | 90 |
| Furniture-home furnishings-appliance group... | 34 | 1,980 | 27 | 133 | 130 |
| Automotive group..... | 31 | 3,952 | 21 | 186 | 177 |
| Gasoline service stations..... | 51 | 1,312 | 61 | 41 | 29 |
| Lumber-building-hardware group..... | 26 | 2,066 | 17 | 159 | 122 |
| Drug and proprietary stores..... | 15 | 736 | 10 | 44 | 35 |
| All other retail stores..... | 67 | 4,608 | 62 | 159 | 144 |
| WHOLESALE TRADE, total..... | 29 | 7,807 | 16 | 125 | x |
| Merchant wholesalers..... | 18 | 4,144 | 12 | 91 | x |
| Other types of wholesalers..... | 11 | 3,663 | 4 | 34 | x |
| SELECTED SERVICE TRADES, ^{2/} total..... | 114 | 919 | 113 | 119 | 97 |
| Personal services..... | 79 | 582 | 75 | 91 | 72 |
| All other service trades..... | 35 | 337 | 38 | 28 | 25 |
| HOTELS..... | 21 | 610 | 24 | 53 | 51 |
| TOURIST COURTS AND CAMPS..... | 121 | 513 | 140 | 1 | 1 |
| AMUSEMENTS..... | 22 | 334 | 13 | 61 | x |

x Not available.

^{1/} Includes employees paid for less than the full workweek.

^{2/} See General Description on last page for changes from the 1939 Census of Business in the coverage of Service Trades.

Table 2.—CENSUS OF BUSINESS PRELIMINARY RESULTS FOR 1948 FOR CITIES OF 2,500 INHABITANTS OR MORE

BELKNAP COUNTY, N. H.

(Data omitted for trade groups where necessary to avoid disclosure)

| City and trade group ¹ | Number of establishments | 1948 sales and receipts (Thousand dollars) | Active proprietors of unincorporated businesses Nov. 1948 | Paid employees, workweek ended nearest Nov. 15, 1948 | |
|-----------------------------------|--------------------------|---|--|--|-------------------------|
| | | | | Total employees ² | Full workweek employees |
| Laconia: | | | | | |
| Retail trade..... | 256 | 19,537 | 219 | 1,017 | 848 |
| Selected service trades..... | 73 | 617 | 73 | 82 | 69 |
| Tourist courts and camps..... | 43 | 206 | 50 | 1 | 1 |
| Remainder of county: | | | | | |
| Retail trade..... | 211 | 7,783 | 203 | 303 | 233 |
| Selected service trades..... | 41 | 302 | 40 | 37 | 28 |
| Tourist courts and camps..... | 78 | 307 | 90 | — | — |

1/ See General Description on this page for changes from the 1939 Census of Business in the coverage of Service Trades.

2/ Includes employees paid for less than the full workweek.

GENERAL DESCRIPTION OF PRELIMINARY RELEASES FOR THE 1948 CENSUS OF BUSINESS

This series of releases, of which one is planned for each county in the United States, presents preliminary results of the 1948 Census of Business. The information is based on reports submitted by business establishments for that Census. The figures shown are preliminary, and are subject to revision in the final Census publications, but the changes are expected to be relatively minor with respect to coverage. The final Census figures will be issued in a series of Business Census bulletins which will show additional detailed kind-of-business information for all places where there are a sufficient number of establishments.

The 1948 Census of Business was taken under the provision of the Act of June 19, 1948, which provides that the Business Census be taken for 1948 and for each fifth year thereafter. Previous Business Censuses were taken for the years 1929, 1933, 1935, and 1939.

Scope of the Census.—The 1948 Census of Business covered all establishments in the following trades, as defined by the Standard Industrial Classification Manual, May 1949 issue, of the Executive Office of the President: all retail trades; all wholesale trades; all service trades in the following four groups—personal services, business services, automobile repairs and services, and miscellaneous repair services; hotels; tourist courts and camps; and amusements, including motion picture theaters. Some important services not covered are radio broadcasting and television, medical and health, legal, educational, nonprofit, accounting, and domestic services.

This coverage is similar to that of the 1939 Business Census. However, "custom trade" and "services incidental to transportation," which are no longer included in the standard classification of the service trades, are not covered by the 1948 Census. In a number of localities, these exclusions as well as other changes in the standard classification may have

a considerable effect in comparing 1948 with 1939 data, particularly with respect to establishment count.

Establishment definition.—For Census purposes, a business establishment is defined to include only enterprises conducted from a recognizable place of business, provided that the annual sales were in excess of \$5,000 for a wholesale trade establishment and \$500 for establishments in other trades. A detailed analysis of coverage will be provided in future Census of Business publications.

"Number of establishments" is the number of separate business locations, rather than the number of business companies or organizations, since the Census figures represent information reported separately for each business location or establishment. The establishment count reflects the number of places in business at the end of 1948 excluding administrative and executive offices of multiunit organizations, and "chain store" warehouses.

Sales and receipts.—"1948 sales and receipts" represents sales of merchandise and receipts from repairs and other services to customers. The figures reflect deductions for returned goods and allowances, but not for trade-in allowances; they exclude sales and excise taxes collected from customers and paid directly to any taxing agency.

Proprietors.—"Active proprietors..." represents owners and partners of unincorporated businesses who devoted the major portion of their time to the business in November 1948.

Employment.—"Number of paid employees..." represents all employees on the pay roll for the pay period ending nearest November 15, 1948. "Full workweek" employees, whether regular or seasonal, are those who in the November 15 pay period were paid for working at least the number of hours typically worked in a week by employees of the reporting establishment.

1948 CENSUS OF BUSINESS

RETAIL, WHOLESALE, SERVICE TRADES

U. S. DEPARTMENT OF COMMERCE
BUREAU OF THE CENSUS

PRELIMINARY

For Release May 8, 1950

Release Series BC-1P-28-002

CARROLL COUNTY, N. H.

Retail, wholesale, and service establishments located in Carroll County, New Hampshire, showed a substantial expansion in dollar volume of trade from 1939 to 1948 according to preliminary figures from the 1948 Census of Business released today by the Bureau of the Census, U. S. Department of Commerce.

Retail sales in the county during 1948 aggregated \$14.2 million, an increase of 168 percent over the \$5.3 million in 1939, when the preceding Census of Business was taken. Wholesale sales in the county reached a total of \$1.8 million in 1948 as compared with \$0.9 million in 1939. The service trades included in the Census of Business recorded receipts totaling \$767,000 in 1948 compared with \$317,000 in 1939.

Employment in the county also rose over the 9-year period between 1939 and 1948 for the above trades. Establishments in these trades reported a combined total of 791 paid employees for the workweek ended nearest November 15, 1948. This compared with a total of 458 employees reported for the week of November 15, 1939.

These preliminary figures have been derived from a Census report on Carroll County, New Hampshire. Final figures, superseding the preliminary data for Carroll County, will be included in a Bulletin for the State of New Hampshire to be issued in several months. Similar data will be made available this year in preliminary and final form for each of the counties and States. A single copy of the preliminary release for Carroll County as well as an order blank for other area releases may be obtained by writing to the Bureau of the Census, Washington 25, D. C.

Table 1.—CENSUS OF BUSINESS PRELIMINARY RESULTS FOR 1948, BY TRADE GROUP
CARROLL COUNTY, N. H.

| Trade group and kind of business | Number of establishments | 1948 sales and receipts (Thousand dollars) | Active proprietors of unincorporated businesses Nov. 1948 | Paid employees, workweek ended nearest Nov. 15, 1948 | |
|---|--------------------------|---|--|--|-------------------------|
| | | | | Total employees ¹ | Full workweek employees |
| RETAIL TRADE, total..... | 393 | 14,156 | 367 | 665 | 570 |
| Food group..... | 99 | 4,863 | 93 | 130 | 102 |
| Eating and drinking places..... | 75 | 1,062 | 75 | 165 | 152 |
| General merchandise grp., general stores. | 16 | 431 | 16 | 20 | 16 |
| Apparel group..... | 16 | 507 | 15 | 21 | 20 |
| Furniture-home furnishings-appliance grp. | 28 | 472 | 25 | 14 | 14 |
| Automotive group..... | 14 | 1,742 | 8 | 63 | 61 |
| Gasoline service stations..... | 52 | 1,106 | 54 | 47 | 39 |
| Lumber-building-hardware group..... | 14 | 1,222 | 9 | 76 | 74 |
| Drug and proprietary stores..... | 11 | 449 | 8 | 29 | 25 |
| All other retail stores..... | 68 | 2,302 | 64 | 100 | 67 |
| WHOLESALE TRADE..... | 7 | 1,792 | 5 | 15 | x |
| SELECTED SERVICE TRADES, ^{2/} total..... | 69 | 767 | 63 | 111 | 101 |
| Personal services..... | 38 | 305 | 37 | 71 | 62 |
| All other service trades..... | 31 | 462 | 26 | 40 | 39 |
| HOTELS..... | 95 | 2,184 | 95 | 79 | 70 |
| TOURIST COURTS AND CAMPS..... | 68 | 356 | 67 | 4 | 4 |

x Not available.

^{1/} Includes employees paid for less than the full workweek.

^{2/} See General Description on this page for changes from the 1939 Census of Business in the coverage of Service Trades.

GENERAL DESCRIPTION OF PRELIMINARY RELEASES FOR THE 1948 CENSUS OF BUSINESS

This series of releases, of which one is planned for each county in the United States, presents preliminary results of the 1948 Census of Business. The information is based on reports submitted by business establishments for that Census. The figures shown are preliminary, and are subject to revision in the final Census publications, but the changes are expected to be relatively minor with respect to coverage. The final Census figures will be issued in a series of Business Census bulletins which will show additional detailed kind-of-business information for all places where there are a sufficient number of establishments.

The 1948 Census of Business was taken under the provision of the Act of June 19, 1948, which provides that the Business Census be taken for 1948 and for each fifth year thereafter. Previous Business Censuses were taken for the years 1929, 1933, 1935, and 1939.

Scope of the Census.—The 1948 Census of Business covered all establishments in the following trades, as defined by the Standard Industrial Classification Manual, May 1949 issue, of the Executive Office of the President: all retail trades; all wholesale trades; all service trades in the following four groups—personal services, business services, automobile repairs and services, and miscellaneous repair services; hotels; tourist courts and camps; and amusements, including motion picture theaters. Some important services not covered are radio broadcasting and television, medical and health, legal, educational, nonprofit, accounting, and domestic services.

This coverage is similar to that of the 1939 Business Census. However, "custom trades" and "services incidental to transportation," which are no longer included in the standard classification of the service trades, are not covered by the 1948 Census. In a number of localities, these exclusions as well as

other changes in the standard classification may have a considerable effect in comparing 1948 with 1939 data, particularly with respect to establishment count.

Establishment definition.—For Census purposes, a business establishment is defined to include only enterprises conducted from a recognizable place of business, provided that the annual sales were in excess of \$5,000 for a wholesale trade establishment and \$500 for establishments in other trades. A detailed analysis of coverage will be provided in future Census of Business publications.

"Number of establishments" is the number of separate business locations, rather than the number of business companies or organizations, since the Census figures represent information reported separately for each business location or establishment. The establishment count reflects the number of places in business at the end of 1948 excluding administrative and executive offices of multinational organizations, and "chain store" warehouses.

Sales and receipts.—"1948 sales and receipts" represents sales of merchandise and receipts from repairs and other services to customers. The figures reflect deductions for returned goods and allowances, but not for trade-in allowances; they exclude sales and excise taxes collected from customers and paid directly to any taxing agency.

Proprietors.—"Active proprietors..." represents owners and partners of unincorporated businesses who devoted the major portion of their time to the business in November 1948.

Employment.—"Number of paid employees..." represents all employees on the pay roll for the pay period ending nearest November 15, 1948. "Full workweek" employees, whether regular or seasonal, are those who in the November 15 pay period were paid for working at least the number of hours typically worked in a week by employees of the reporting establishment.

1948 CENSUS OF BUSINESS

U. S. DEPARTMENT OF COMMERCE
BUREAU OF THE CENSUS

RETAIL, WHOLESALE, SERVICE TRADES

PRELIMINARY

For Release April 6, 1950

Release Series BC-1P-28-003

CHESHIRE COUNTY, N. H.

Retail, wholesale, and service establishments located in Cheshire County, New Hampshire, showed a substantial expansion in dollar volume of trade from 1939 to 1948 according to preliminary figures from the 1948 Census of Business released today by the Bureau of the Census, U. S. Department of Commerce.

Retail sales in the county during 1948 aggregated \$29.4 million, an increase of 151 percent over the \$11.7 million in 1939, when the preceding Census of Business was taken. Wholesale sales in the county reached a total of \$14.4 million in 1948 as compared with \$4.8 million in 1939. The service trades included in the Census of Business recorded receipts totaling \$1.4 million in 1948 compared with \$0.5 million in 1939.

Employment in the county also rose over the 9-year period between 1939 and 1948 for the above trades. Establishments in these trades reported a combined total of 1,924 paid employees for the workweek ended nearest November 15, 1948. This compared with a total of 1,417 employees reported for the week of November 15, 1939.

These preliminary figures have been derived from a Census report on Cheshire County, New Hampshire, which also includes data for the city of Keene. Final figures, superseding the preliminary data for Cheshire County, will be included in a Bulletin for the State of New Hampshire to be issued in several months. Similar data will be made available this year in preliminary and final form for each of the counties and States. A single copy of the preliminary release for Cheshire County as well as an order blank for other area releases may be obtained by writing to the Bureau of the Census, Washington 25, D. C.

Table 1.—CENSUS OF BUSINESS PRELIMINARY RESULTS FOR 1948, BY TRADE GROUP

CHESHIRE COUNTY, N. H.

| Trade group and kind of business | Number of establishments | 1948 sales and receipts (Thousand dollars) | Active proprietors of unincorporated businesses Nov. 1948 | Paid employees, workweek ended nearest Nov. 15, 1948 | |
|---|--------------------------|---|--|--|-------------------------|
| | | | | Total employees ¹ | Full workweek employees |
| RETAIL TRADE, total..... | 473 | 29,371 | 426 | 1,475 | 1,089 |
| Food group..... | 127 | 9,913 | 114 | 297 | 207 |
| Eating and drinking places..... | 62 | 1,627 | 66 | 248 | 167 |
| General merchandise grp, general stores. | 13 | 1,379 | 6 | 145 | 81 |
| Apparel group..... | 35 | 2,095 | 24 | 145 | 104 |
| Furniture-home furnishgs-appliance grp. | 26 | 1,057 | 18 | 51 | 37 |
| Automotive group..... | 25 | 3,650 | 21 | 156 | 140 |
| Gasoline service stations..... | 69 | 1,925 | 73 | 79 | 64 |
| Lumber-building-hardware group..... | 22 | 2,202 | 14 | 131 | 116 |
| Drug and proprietary stores..... | 13 | 846 | 11 | 58 | 41 |
| All other retail stores..... | 81 | 4,677 | 79 | 165 | 132 |
| WHOLESALE TRADE..... | 31 | 14,361 | 17 | 249 | x |
| SELECTED SERVICE TRADES, ² /total..... | 139 | 1,373 | 142 | 200 | 175 |
| Personal services..... | 80 | 788 | 79 | 149 | 132 |
| All other service trades..... | 59 | 585 | 63 | 51 | 43 |
| HOTELS..... | 30 | 915 | 28 | 126 | 111 |
| TOURIST COURTS AND CAMPS..... | 29 | 95 | 31 | 1 | 1 |
| AMUSEMENTS..... | 15 | 348 | 8 | 63 | x |

x Not available.

1/ Includes employees paid for less than the full workweek.

2/ See General Description on last page for changes from the 1939 Census of Business in the coverage of Service Trades.

Table 2.—CENSUS OF BUSINESS PRELIMINARY RESULTS FOR 1948 FOR CITIES OF 2,500 INHABITANTS OR MORE

CHESHIRE COUNTY, N. H.

(Data omitted for trade groups where necessary to avoid disclosure)

| City and trade group ¹ | Number of establishments | 1948 sales and receipts (Thousand dollars) | Active proprietors of unincorporated businesses Nov. 1948 | Paid employees, workweek ended nearest Nov. 15, 1948 | |
|-----------------------------------|--------------------------|---|--|--|-------------------------|
| | | | | Total employees ² | Full workweek employees |
| Keene: | | | | | |
| Retail trade..... | 221 | 19,457 | 186 | 1,106 | 831 |
| Selected service trades..... | 76 | 963 | 75 | 172 | 154 |
| Remainder of county: | | | | | |
| Retail trade..... | 252 | 9,914 | 240 | 369 | 258 |
| Selected service trades..... | 63 | 410 | 67 | 28 | 21 |

1/ See General Description on this page for changes from the 1939 Census of Business in the coverage of Service Trades.

2/ Includes employees paid for less than the full workweek.

GENERAL DESCRIPTION OF PRELIMINARY RELEASES FOR THE 1948 CENSUS OF BUSINESS

This series of releases, of which one is planned for each county in the United States, presents preliminary results of the 1948 Census of Business. The information is based on reports submitted by business establishments for that Census. The figures shown are preliminary, and are subject to revision in the final Census publications, but the changes are expected to be relatively minor with respect to coverage. The final Census figures will be issued in a series of Business Census bulletins which will show additional detailed kind-of-business information for all places where there are a sufficient number of establishments.

The 1948 Census of Business was taken under the provision of the Act of June 19, 1948, which provides that the Business Census be taken for 1948 and for each fifth year thereafter. Previous Business Censuses were taken for the years 1929, 1933, 1935, and 1939.

Scope of the Census.—The 1948 Census of Business covered all establishments in the following trades, as defined by the Standard Industrial Classification Manual, May 1949 issue, of the Executive Office of the President: all retail trades; all wholesale trades; all service trades in the following four groups—personal services, business services, automobile repairs and services, and miscellaneous repair services; hotels; tourist courts and camps; and amusements, including motion picture theaters. Some important services not covered are radio broadcasting and television, medical and health, legal, educational, nonprofit, accounting, and domestic services.

This coverage is similar to that of the 1939 Business Census. However, "custom trades" and "services incidental to transportation," which are no longer included in the standard classification of the service trades, are not covered by the 1948 Census. In a number of localities, these exclusions as well as

other changes in the standard classification may have a considerable effect in comparing 1948 with 1939 data, particularly with respect to establishment count.

Establishment definition.—For Census purposes, a business establishment is defined to include only enterprises conducted from a recognizable place of business, provided that the annual sales were in excess of \$5,000 for a wholesale trade establishment and \$500 for establishments in other trades. A detailed analysis of coverage will be provided in future Census of Business publications.

"Number of establishments" is the number of separate business locations, rather than the number of business companies or organizations, since the Census figures represent information reported separately for each business location or establishment. The establishment count reflects the number of places in business at the end of 1948 excluding administrative and executive offices of multiunit organizations, and "chain store" warehouses.

Sales and receipts.—"1948 sales and receipts" represents sales of merchandise and receipts from repairs and other services to customers. The figures reflect deductions for returned goods and allowances, but not for trade-in allowances; they exclude sales and excise taxes collected from customers and paid directly to any taxing agency.

Proprietors.—"Active proprietors..." represents owners and partners of unincorporated businesses who devoted the major portion of their time to the business in November 1948.

Employment.—"Number of paid employees..." represents all employees on the pay roll for the pay period ending nearest November 15, 1948. "Full workweek" employees, whether regular or seasonal, are those who in the November 15 pay period were paid for working at least the number of hours typically worked in a week by employees of the reporting establishment.

1948 CENSUS OF BUSINESS

RETAIL, WHOLESALE, SERVICE TRADES

U. S. DEPARTMENT OF COMMERCE
BUREAU OF THE CENSUS

PRELIMINARY

For Release May 8, 1950

Release Series BC-1P-28-004

COOS COUNTY, N. H.

Retail, wholesale, and service establishments located in Coos County, New Hampshire, showed a substantial expansion in dollar volume of trade from 1939 to 1948 according to preliminary figures from the 1948 Census of Business released today by the Bureau of the Census, U. S. Department of Commerce.

Retail sales in the county during 1948 aggregated \$28.5 million, an increase of 128 percent over the \$12.5 million in 1939, when the preceding Census of Business was taken. Wholesale sales in the county reached a total of \$7.6 million in 1948 as compared with \$4.1 million in 1939. The service trades included in the Census of Business recorded receipts totaling \$959,000 in 1948 compared with \$434,000 in 1939.

Employment in the county also rose over the 9-year period between 1939 and 1948 for the above trades. Establishments in these trades reported a combined total of 1,579 paid employees for the workweek ended nearest November 15, 1948. This compared with a total of 1,285 employees reported for the week of November 15, 1939.

These preliminary figures have been derived from a Census report on Coos County, New Hampshire, which also includes data for the city of Berlin. Final figures, superseding the preliminary data for Coos County, will be included in a Bulletin for the State of New Hampshire to be issued in several months. Similar data will be made available this year in preliminary and final form for each of the counties and States. A single copy of the preliminary release for Coos County as well as an order blank for other area releases may be obtained by writing to the Bureau of the Census, Washington 25, D. C.

Table 1.—CENSUS OF BUSINESS PRELIMINARY RESULTS FOR 1948, BY TRADE GROUP

COOS COUNTY, N. H.

| Trade group and kind of business | Number of establishments | 1948 sales and receipts (Thousand dollars) | Active proprietors of unincorporated businesses Nov. 1948 | Paid employees, workweek ended nearest Nov. 15, 1948 | |
|--|--------------------------|---|--|--|-------------------------|
| | | | | Total employees ¹ | Full workweek employees |
| RETAIL TRADE, total..... | 528 | 28,518 | 505 | 1,329 | 1,042 |
| Food group..... | 147 | 9,232 | 149 | 267 | 209 |
| Eating and drinking places..... | 86 | 1,585 | 92 | 227 | 168 |
| General merchandise grp, general stores | 20 | 1,736 | 16 | 151 | 91 |
| Apparel group..... | 48 | 1,939 | 45 | 89 | 62 |
| Furniture-home furnishgs-appliance grp | 37 | 1,572 | 32 | 79 | 71 |
| Automotive group..... | 19 | 3,708 | 16 | 171 | 169 |
| Gasoline service stations..... | 57 | 1,570 | 63 | 57 | 45 |
| Lumber-building-hardware group..... | 23 | 1,904 | 22 | 78 | 72 |
| Drug and proprietary stores..... | 17 | 829 | 15 | 49 | 38 |
| All other retail stores..... | 74 | 4,443 | 55 | 161 | 117 |
| WHOLESALE TRADE, total..... | 25 | 7,574 | 13 | 140 | x |
| Merchant wholesalers..... | 15 | 2,675 | 8 | 69 | x |
| Other types of wholesalers..... | 10 | 4,899 | 5 | 71 | x |
| SELECTED SERVICE TRADES, ² / total..... | 127 | 959 | 135 | 110 | 93 |
| Personal services..... | 94 | 569 | 99 | 74 | 62 |
| All other service trades..... | 33 | 390 | 36 | 36 | 31 |
| HOTELS..... | 45 | 3,095 | 39 | 105 | 100 |
| TOURIST COURTS AND CAMPS..... | 58 | 249 | 59 | 11 | 10 |

x Not available.

1/ Includes employees paid for less than the full workweek.

2/ See General Description on last page for changes from the 1939 Census of Business in the coverage of Service Trades.

Table 2.—CENSUS OF BUSINESS PRELIMINARY RESULTS FOR 1948 FOR CITIES OF 2,500 INHABITANTS OR MORE

COOS COUNTY, N. H.

(Data omitted for trade groups where necessary to avoid disclosure)

| City and trade group ¹ | Number of establishments | 1948 sales and receipts (Thousand dollars) | Active proprietors of unincorporated businesses Nov. 1948 | Paid employees, workweek ended nearest Nov. 15, 1948 | |
|-----------------------------------|--------------------------|---|--|--|-------------------------|
| | | | | Total employees ² | Full workweek employees |
| Berlin: | | | | | |
| Retail trade..... | 223 | 14,613 | 208 | 725 | 552 |
| Wholesale trade..... | 20 | 6,893 | 10 | 126 | x |
| Selected service trades..... | 56 | 457 | 62 | 61 | 53 |
| Remainder of county: | | | | | |
| Retail trade..... | 305 | 13,905 | 297 | 604 | 490 |
| Wholesale trade..... | 5 | 681 | 3 | 14 | x |
| Selected service trades..... | 71 | 502 | 73 | 49 | 40 |

x Not available.

1/ See General Description on this page for changes from the 1939 Census of Business in the coverage of Service Trades.

2/ Includes employees paid for less than the full workweek.

GENERAL DESCRIPTION OF PRELIMINARY RELEASES FOR THE 1948 CENSUS OF BUSINESS

This series of releases, of which one is planned for each county in the United States, presents preliminary results of the 1948 Census of Business. The information is based on reports submitted by business establishments for that Census. The figures shown are preliminary, and are subject to revision in the final Census publications, but the changes are expected to be relatively minor with respect to coverage. The final Census figures will be issued in a series of Business Census bulletins which will show additional detailed kind-of-business information for all places where there are a sufficient number of establishments.

The 1948 Census of Business was taken under the provision of the Act of June 19, 1948, which provides that the Business Census be taken for 1948 and for each fifth year thereafter. Previous Business Censuses were taken for the years 1929, 1933, 1935, and 1939.

Scope of the Census.—The 1948 Census of Business covered all establishments in the following trades, as defined by the Standard Industrial Classification Manual, May 1949 issue, of the Executive Office of the President: all retail trades; all wholesale trades; all service trades in the following four groups—personal services, business services, automobile repairs and services, and miscellaneous repair services; hotels; tourist courts and camps; and amusements, including motion picture theaters. Some important services not covered are radio broadcasting and television, medical and health, legal, educational, nonprofit, accounting, and domestic services.

This coverage is similar to that of the 1939 Business Census. However, "custom trades" and "services incidental to transportation," which are no longer included in the standard classification of the service trades, are not covered by the 1948 Census. In a number of localities, these exclusions as well as other changes in the standard classification may have

a considerable effect in comparing 1948 with 1939 data, particularly with respect to establishment count.

Establishment definition.—For Census purposes, a business establishment is defined to include only enterprises conducted from a recognizable place of business, provided that the annual sales were in excess of \$5,000 for a wholesale trade establishment and \$500 for establishments in other trades. A detailed analysis of coverage will be provided in future Census of Business publications.

"Number of establishments" is the number of separate business locations, rather than the number of business companies or organizations, since the Census figures represent information reported separately for each business location or establishment. The establishment count reflects the number of places in business at the end of 1948 excluding administrative and executive offices of multiunit organizations, and "chain store" warehouses.

Sales and receipts.—"1948 sales and receipts" represents sales of merchandise and receipts from repairs and other services to customers. The figures reflect deductions for returned goods and allowances, but not for trade-in allowances; they exclude sales and excise taxes collected from customers and paid directly to any taxing agency.

Proprietors.—"Active proprietors..." represents owners and partners of unincorporated businesses who devoted the major portion of their time to the business in November 1948.

Employment.—"Number of paid employees..." represents all employees on the pay roll for the pay period ending nearest November 15, 1948. "Full workweek" employees, whether regular or seasonal, are those who in the November 15 pay period were paid for working at least the number of hours typically worked in a week by employees of the reporting establishment.

1948 CENSUS OF BUSINESS

U. S. DEPARTMENT OF COMMERCE
BUREAU OF THE CENSUS

RETAIL, WHOLESALE, SERVICE TRADES

PRELIMINARY

For Release April 6, 1950

Release Series BC-1P-28-005

GRAFTON COUNTY, N. H.

Retail, wholesale, and service establishments located in Grafton County, New Hampshire, showed a substantial expansion in dollar volume of trade from 1939 to 1948 according to preliminary figures from the 1948 Census of Business released today by the Bureau of the Census, U. S. Department of Commerce.

Retail sales in the county during 1948 aggregated \$43.2 million, an increase of 144 percent over the \$17.7 million in 1939, when the preceding Census of Business was taken. Wholesale sales in the county reached a total of \$10.4 million in 1948 as compared with \$4.1 million in 1939. The service trades included in the Census of Business recorded receipts totaling \$1.8 million in 1948 compared with \$0.7 million in 1939.

Employment in the county also rose over the 9-year period between 1939 and 1948 for the above trades. Establishments in these trades reported a combined total of 2,621 paid employees for the workweek ended nearest November 15, 1948. This compared with a total of 1,899 employees reported for the week of November 15, 1939.

These preliminary figures have been derived from a Census report on Grafton County, New Hampshire, which also includes data for Lebanon town and Littleton town. Final figures, superseding the preliminary data for Grafton County, will be included in a Bulletin for the State of New Hampshire to be issued in several months. Similar data will be made available this year in preliminary and final form for each of the counties and States. A single copy of the preliminary release for Grafton County as well as an order blank for other area releases may be obtained by writing to the Bureau of the Census, Washington 25, D. C.

Table 1.—CENSUS OF BUSINESS PRELIMINARY RESULTS FOR 1948, BY TRADE GROUP
GRAFTON COUNTY, N. H.

| Trade group and kind of business | Number of establishments | 1948 sales and receipts (Thousand dollars) | Active proprietors of unincorporated businesses Nov. 1948 | Paid employees, workweek ended nearest Nov. 15, 1948 | |
|---|--------------------------|---|--|--|-------------------------|
| | | | | Total employees ¹ | Full workweek employees |
| RETAIL TRADE, total..... | 784 | 43,207 | 738 | 2,113 | 1,742 |
| Food group..... | 170 | 12,060 | 170 | 328 | 256 |
| Eating and drinking places..... | 121 | 2,618 | 119 | 358 | 308 |
| General merchandise grp, general stores | 42 | 2,575 | 39 | 184 | 119 |
| Apparel group..... | 47 | 3,018 | 44 | 156 | 130 |
| Furniture-home furnishgs-appliance grp | 57 | 1,912 | 53 | 113 | 104 |
| Automotive group..... | 41 | 6,508 | 39 | 284 | 269 |
| Gasoline service stations..... | 116 | 2,652 | 118 | 107 | 83 |
| Lumber-building-hardware group..... | 40 | 3,374 | 35 | 163 | 141 |
| Drug and proprietary stores..... | 28 | 1,724 | 22 | 157 | 117 |
| All other retail stores..... | 122 | 6,766 | 99 | 263 | 215 |
| WHOLESALE TRADE, total..... | 35 | 10,410 | 14 | 225 | x |
| Merchant wholesalers..... | 14 | 2,904 | 9 | 93 | x |
| Other types of wholesalers..... | 21 | 7,506 | 5 | 132 | x |
| SELECTED SERVICE TRADES, ^{2/} total..... | 176 | 1,782 | 172 | 283 | 250 |
| Personal services..... | 117 | 1,090 | 114 | 228 | 204 |
| All other service trades..... | 59 | 692 | 58 | 55 | 46 |
| HOTELS..... | 90 | 3,299 | 79 | 282 | 267 |
| TOURIST COURTS AND CAMPS..... | 132 | 664 | 134 | 10 | 10 |
| AMUSEMENTS..... | 30 | 512 | 17 | 112 | x |

x Not available.

^{1/} Includes employees paid for less than the full workweek.

^{2/} See General Description on last page for changes from the 1939 Census of Business in the coverage of Service Trades.

Table 2.—CENSUS OF BUSINESS PRELIMINARY RESULTS FOR 1948 FOR CITIES OF 2,500 INHABITANTS OR MORE

GRAFTON COUNTY, N. H.

(Data omitted for trade groups where necessary to avoid disclosure)

| City and trade group ¹ | Number of establishments | 1948 sales and receipts (Thousand dollars) | Active proprietors of unincorporated businesses Nov. 1948 | Paid employees, workweek ended nearest Nov. 15, 1948 | |
|------------------------------------|--------------------------|---|--|--|-------------------------|
| | | | | Total employees ² | Full workweek employees |
| Lebanon town: | | | | | |
| Retail trade..... | 126 | 9,048 | 118 | 445 | 356 |
| Wholesale trade..... | 11 | 3,904 | 4 | 137 | x |
| Selected service trades.... | 27 | 319 | 26 | 57 | 55 |
| Littleton town: | | | | | |
| Retail trade..... | 85 | 7,231 | 65 | 377 | 320 |
| Selected service trades.... | 24 | 329 | 24 | 66 | 49 |
| Remainder of county: ^{3/} | | | | | |
| Retail trade..... | 573 | 26,928 | 555 | 1,291 | 1,066 |
| Wholesale trade..... | 24 | 6,506 | 10 | 88 | x |
| Selected service trades.... | 125 | 1,134 | 122 | 160 | 146 |
| Tourist courts and camps... | 124 | 648 | 125 | 10 | 10 |

x Not available.

^{1/} See General Description on this page for changes from the 1939 Census of Business in the coverage of Service Trades.^{2/} Includes employees paid for less than the full workweek.^{3/} Includes figures for establishments, other than wholesale, not located in cities of 2,500 inhabitants or more, and wholesale establishments not located in cities of 5,000 inhabitants or more.

GENERAL DESCRIPTION OF PRELIMINARY RELEASES FOR THE 1948 CENSUS OF BUSINESS

This series of releases, of which one is planned for each county in the United States, presents preliminary results of the 1948 Census of Business. The information is based on reports submitted by business establishments for that Census. The figures shown are preliminary, and are subject to revision in the final Census publications, but the changes are expected to be relatively minor with respect to coverage. The final Census figures will be issued in a series of Business Census bulletins which will show additional detailed kind-of-business information for all places where there are a sufficient number of establishments.

The 1948 Census of Business was taken under the provision of the Act of June 19, 1948, which provides that the Business Census be taken for 1948 and for each fifth year thereafter. Previous Business Censuses were taken for the years 1929, 1933, 1935, and 1939.

Scope of the Census.—The 1948 Census of Business covered all establishments in the following trades, as defined by the Standard Industrial Classification Manual, May 1949 issue, of the Executive Office of the President: all retail trades; all wholesale trades; all service trades in the following four groups—personal services, business services, automobile repairs and services, and miscellaneous repair services; hotels; tourist courts and camps; and amusements, including motion picture theaters. Some important services not covered are radio broadcasting and television, medical and health, legal, educational, nonprofit, accounting, and domestic services.

This coverage is similar to that of the 1939 Business Census. However, "custom trades" and "services incidental to transportation," which are no longer included in the standard classification of the service trades, are not covered by the 1948 Census. In a number of localities, these exclusions as well as other changes in the standard classification may have

a considerable effect in comparing 1948 with 1939 data, particularly with respect to establishment count.


Establishment definition.—For Census purposes, a business establishment is defined to include only enterprises conducted from a recognizable place of business, provided that the annual sales were in excess of \$5,000 for a wholesale trade establishment and \$500 for establishments in other trades. A detailed analysis of coverage will be provided in future Census of Business publications.

"Number of establishments" is the number of separate business locations, rather than the number of business companies or organizations, since the Census figures represent information reported separately for each business location or establishment. The establishment count reflects the number of places in business at the end of 1948 excluding administrative and executive offices of multiunit organizations, and "chain store" warehouses.

Sales and receipts.—"1948 sales and receipts" represents sales of merchandise and receipts from repairs and other services to customers. The figures reflect deductions for returned goods and allowances, but not for trade-in allowances; they exclude sales and excise taxes collected from customers and paid directly to any taxing agency.

Proprietors.—"Active proprietors..." represents owners and partners of unincorporated businesses who devoted the major portion of their time to the business in November 1948.

Employment.—"Number of paid employees..." represents all employees on the pay roll for the pay period ending nearest November 15, 1948. "Full workweek" employees, whether regular or seasonal, are those who in the November 15 pay period were paid for working at least the number of hours typically worked in a week by employees of the reporting establishment.



1948 CENSUS OF BUSINESS

RETAIL, WHOLESALE, SERVICE TRADES

U. S. DEPARTMENT OF COMMERCE
BUREAU OF THE CENSUS

PRELIMINARY

For Release April 10, 1950

Release Series BC-1P-28-006

HILLSBOROUGH COUNTY, N. H.

Retail, wholesale, and service establishments located in Hillsborough County, New Hampshire, showed a substantial expansion in dollar volume of trade from 1939 to 1948 according to preliminary figures from the 1948 Census of Business released today by the Bureau of the Census, U. S. Department of Commerce.

Retail sales in the county during 1948 aggregated \$147.4 million, an increase of 161 percent over the \$56.4 million in 1939, when the preceding Census of Business was taken. Wholesale sales in the county reached a total of \$87.1 million in 1948 as compared with \$29.8 million in 1939. The service trades included in the Census of Business recorded receipts totaling \$8.6 million in 1948 compared with \$3.3 million in 1939.

Employment in the county also rose over the 9-year period between 1939 and 1948 for the above trades. Establishments in these trades reported a combined total of 11,588 paid employees for the workweek ended nearest November 15, 1948. This compared with a total of 8,864 employees reported for the week of November 15, 1939.

These preliminary figures have been derived from a Census report on Hillsborough County, New Hampshire, which also includes data for Manchester, Milford town, and Nashua. Final figures, superseding the preliminary data for Hillsborough County, will be included in a Bulletin for the State of New Hampshire to be issued in several months. Similar data will be made available this year in preliminary and final form for each of the counties and States. A single copy of the preliminary release for Hillsborough County as well as an order blank for other area releases may be obtained by writing to the Bureau of the Census, Washington 25, D. C.

Table 1.—CENSUS OF BUSINESS PRELIMINARY RESULTS FOR 1948, BY TRADE GROUP

HILLSBOROUGH COUNTY, N. H.

| Trade group and kind of business | Number of establishments | 1948 sales and receipts (Thousand dollars) | Active proprietors of unincorporated businesses Nov. 1948 | Paid employees, workweek ended nearest Nov. 15, 1948 | |
|---|--------------------------|---|--|--|-------------------------|
| | | | | Total employees ¹ | Full workweek employees |
| RETAIL TRADE, total..... | 1,902 | 147,440 | 1,716 | 8,132 | 6,272 |
| Food group..... | 573 | 44,803 | 561 | 1,618 | 1,110 |
| Eating and drinking places..... | 314 | 9,189 | 348 | 1,323 | 985 |
| General merchandise grp, general stores. | 74 | 10,737 | 66 | 1,041 | 668 |
| Apparel group..... | 162 | 11,701 | 111 | 820 | 566 |
| Furniture-home furnishgs-appliance grp. | 115 | 11,190 | 83 | 857 | 789 |
| Automotive group..... | 89 | 16,875 | 54 | 637 | 586 |
| Gasoline service stations..... | 183 | 5,254 | 185 | 225 | 188 |
| Lumber-building-hardware group..... | 69 | 11,858 | 43 | 595 | 556 |
| Drug and proprietary stores..... | 61 | 3,376 | 54 | 231 | 162 |
| All other retail stores..... | 262 | 22,457 | 211 | 785 | 662 |
| WHOLESALE TRADE, total..... | 208 | 87,134 | 96 | 2,064 | x |
| Merchant wholesalers..... | 168 | 63,034 | 89 | 1,735 | x |
| Groceries, foods..... | 46 | 16,251 | 32 | 335 | x |
| Hardware, elec'l, plum'g and heating. | 17 | 11,591 | 4 | 302 | x |
| Mach'y, equip't, industrial supplies.. | 26 | 3,258 | 13 | 151 | x |
| Waste materials dealers..... | 13 | 809 | 12 | 62 | x |
| All other merchant wholesalers..... | 66 | 31,125 | 28 | 885 | x |
| Manufact'rs' sales branches, offices... | 22 | 17,211 | - | 237 | x |
| Other wholesale..... | 18 | 6,889 | 7 | 92 | x |
| SELECTED SERVICE TRADES, ^{2/} total..... | 702 | 8,634 | 728 | 1,392 | 1,153 |
| Personal services..... | 460 | 5,005 | 478 | 960 | 812 |
| Business services..... | 36 | 936 | 31 | 138 | 117 |
| Automotive repairs and services..... | 106 | 1,592 | 113 | 156 | 124 |
| Other repair services..... | 100 | 1,101 | 106 | 138 | 100 |
| HOTELS..... | 28 | 1,282 | 31 | 295 | 264 |
| TOURIST COURTS AND CAMPS..... | 17 | 64 | 18 | - | - |
| AMUSEMENTS..... | 66 | 2,444 | 52 | 391 | x |

x Not available.

^{1/} Includes employees paid for less than the full workweek.

^{2/} See General Description on last page for changes from the 1939 Census of Business in the coverage of Service Trades.

Table 2.—CENSUS OF BUSINESS PRELIMINARY RESULTS FOR 1948 FOR CITIES OF 2,500 INHABITANTS OR MORE

HILLSBOROUGH COUNTY, N. H.

(Data omitted for trade groups where necessary to avoid disclosure)

| City and trade group ¹ | Number of establishments | 1948 sales and receipts (Thousand dollars) | Active proprietors of unincorporated businesses Nov. 1948 | Paid employees, workweek ended nearest Nov. 15, 1948 | |
|-----------------------------------|--------------------------|---|--|--|-------------------------|
| | | | | Total employees ² | Full workweek employees |
| Manchester: | | | | | |
| Retail trade..... | 1,000 | 87,013 | 937 | 5,196 | 4,014 |
| Wholesale trade..... | 160 | 68,937 | 71 | 1,659 | x |
| Selected service trades.... | 415 | 5,871 | 442 | 966 | 803 |
| Milford town: | | | | | |
| Retail trade..... | 84 | 5,890 | 67 | 229 | 169 |
| Selected service trades.... | 21 | 213 | 22 | 37 | 32 |
| Nashua: | | | | | |
| Retail trade..... | 427 | 36,832 | 350 | 2,067 | 1,613 |
| Wholesale trade..... | 31 | 14,852 | 17 | 340 | x |
| Selected service trades.... | 169 | 1,720 | 168 | 294 | 256 |
| Tourist courts and camps... | 5 | 8 | 5 | - | - |
| Remainder of county: | | | | | |
| Retail trade..... | 391 | 17,705 | 362 | 640 | 476 |
| Wholesale trade..... | 17 | 3,345 | 8 | 65 | x |
| Selected service trades.... | 97 | 830 | 96 | 95 | 62 |
| Hotels..... | 18 | 305 | 24 | 70 | 69 |
| Tourist courts and camps... | 12 | 56 | 13 | - | - |
| Amusements..... | 26 | 576 | 24 | 124 | x |

x Not available.

1/ See General Description on this page for changes from the 1939 Census of Business in the coverage of Service Trades.

2/ Includes employees paid for less than the full workweek.

3/ Includes figures for establishments, other than wholesale, not located in cities of 2,500 inhabitants or more, and wholesale establishments not located in cities of 5,000 inhabitants or more.

GENERAL DESCRIPTION OF PRELIMINARY RELEASES FOR THE 1948 CENSUS OF BUSINESS

This series of releases, of which one is planned for each county in the United States, presents preliminary results of the 1948 Census of Business. The information is based on reports submitted by business establishments for that Census. The figures shown are preliminary, and are subject to revision in the final Census publications, but the changes are expected to be relatively minor with respect to coverage. The final Census figures will be issued in a series of Business Census bulletins which will show additional detailed kind-of-business information for all places where there are a sufficient number of establishments.

The 1948 Census of Business was taken under the provision of the Act of June 19, 1948, which provides that the Business Census be taken for 1948 and for each fifth year thereafter. Previous Business Censuses were taken for the years 1929, 1938, 1935, and 1939.

Scope of the Census.—The 1948 Census of Business covered all establishments in the following trades, as defined by the Standard Industrial Classification Manual, May 1949 issue, of the Executive Office of the President: all retail trades; all wholesale trades; all service trades in the following four groups—personal services, business services, automobile repairs and services, and miscellaneous repair services; hotels; tourist courts and camps; and amusements, including motion picture theaters. Some important services not covered are radio broadcasting and television, medical and health, legal, educational, nonprofit, accounting, and domestic services.

This coverage is similar to that of the 1939 Business Census. However, "custom trades" and "services incidental to transportation," which are no longer included in the standard classification of the service trades, are not covered by the 1948 Census. In a number of localities, these exclusions as well as

other changes in the standard classification may have a considerable effect in comparing 1948 with 1939 data, particularly with respect to establishment count.


Establishment definition.—For Census purposes, a business establishment is defined to include only enterprises conducted from a recognizable place of business, provided that the annual sales were in excess of \$5,000 for a wholesale trade establishment and \$500 for establishments in other trades. A detailed analysis of coverage will be provided in future Census of Business publications.

"Number of establishments" is the number of separate business locations, rather than the number of business companies or organizations, since the Census figures represent information reported separately for each business location or establishment. The establishment count reflects the number of places in business at the end of 1948 excluding administrative and executive offices of multiunit organizations, and "chain store" warehouses.

Sales and receipts.—"1948 sales and receipts" represents sales of merchandise and receipts from repairs and other services to customers. The figures reflect deductions for returned goods and allowances, but not for trade-in allowances; they exclude sales and excise taxes collected from customers and paid directly to any taxing agency.

Proprietors.—"Active proprietors..." represents owners and partners of unincorporated businesses who devoted the major portion of their time to the business in November 1948.

Employment.—"Number of paid employees..." represents all employees on the pay roll for the pay period ending nearest November 15, 1948. "Full workweek" employees, whether regular or seasonal, are those who in the November 15 pay period were paid for working at least the number of hours typically worked in a week by employees of the reporting establishment.



1948 CENSUS OF BUSINESS

RETAIL, WHOLESALE, SERVICE TRADES

U. S. DEPARTMENT OF COMMERCE
BUREAU OF THE CENSUS

PRELIMINARY

For Release April 6, 1950

Release Series BC-1P-28-007

MERRIMACK COUNTY, N. H.

Retail, wholesale, and service establishments located in Merrimack County, New Hampshire, showed a substantial expansion in dollar volume of trade from 1939 to 1948 according to preliminary figures from the 1948 Census of Business released today by the Bureau of the Census, U. S. Department of Commerce.

Retail sales in the county during 1948 aggregated \$51.1 million, an increase of 137 percent over the \$21.6 million in 1939, when the preceding Census of Business was taken. Wholesale sales in the county reached a total of \$24.5 million in 1948 as compared with \$5.5 million in 1939. The service trades included in the Census of Business recorded receipts totaling \$2.4 million in 1948 compared with \$1.0 million in 1939.

Employment in the county also rose over the 9-year period between 1939 and 1948 for the above trades. Establishments in these trades reported a combined total of 3,644 paid employees for the workweek ended nearest November 15, 1948. This compared with a total of 2,608 employees reported for the week of November 15, 1939.

These preliminary figures have been derived from a Census report on Merrimack County, New Hampshire, which also includes data for the cities of Franklin and Concord. Final figures, superseding the preliminary data for Merrimack County, will be included in a Bulletin for the State of New Hampshire to be issued in several months. Similar data will be made available this year in preliminary and final form for each of the counties and States. A single copy of the preliminary release for Merrimack County as well as an order blank for other area releases may be obtained by writing to the Bureau of the Census, Washington 25, D. C.

Table 1.—CENSUS OF BUSINESS PRELIMINARY RESULTS FOR 1948, BY TRADE GROUP
MERRIMACK COUNTY, N. H.

| Trade group and kind of business | Number of establishments | 1948 sales and receipts (Thousand dollars) | Active proprietors of unincorporated businesses Nov. 1948 | Paid employees, workweek ended nearest Nov. 15, 1948 | |
|---|--------------------------|---|--|--|-------------------------|
| | | | | Total employees ¹ | Full workweek employees |
| RETAIL TRADE, total..... | 806 | 51,119 | 744 | 2,755 | 2,227 |
| Food group..... | 199 | 14,172 | 193 | 456 | 323 |
| Eating and drinking places..... | 116 | 3,132 | 126 | 488 | 397 |
| General merchandise grp, general stores. | 46 | 5,427 | 37 | 420 | 320 |
| Apparel group..... | 59 | 2,931 | 52 | 163 | 130 |
| Furniture-home furnishgs-appliance grp. | 63 | 1,811 | 57 | 96 | 84 |
| Automotive group..... | 43 | 6,677 | 32 | 258 | 252 |
| Gasoline service stations..... | 111 | 2,817 | 116 | 104 | 81 |
| Lumber-building-hardware group..... | 27 | 2,955 | 22 | 259 | 223 |
| Drug and proprietary stores..... | 26 | 1,816 | 23 | 149 | 107 |
| All other retail stores..... | 116 | 9,381 | 86 | 362 | 310 |
| WHOLESALE TRADE, total..... | 65 | 24,538 | 28 | 560 | x |
| Merchant wholesalers..... | 50 | 17,231 | 23 | 417 | x |
| Manufact'rs' sales branches, offices... | 7 | 3,867 | - | 90 | x |
| Other types of wholesalers..... | 8 | 3,440 | 5 | 53 | x |
| SELECTED SERVICE TRADES, ^{2/} total..... | 242 | 2,376 | 253 | 329 | 293 |
| Personal services..... | 148 | 1,252 | 151 | 238 | 211 |
| Business services..... | 10 | 62 | 9 | 4 | 4 |
| Automotive repairs and services..... | 52 | 688 | 58 | 56 | 49 |
| Other repair services..... | 32 | 374 | 35 | 31 | 29 |
| HOTELS..... | 38 | 906 | 39 | 122 | 98 |
| TOURIST COURTS AND CAMPS..... | 37 | 126 | 37 | 1 | - |
| AMUSEMENTS..... | 29 | 493 | 22 | 87 | x |

x Not available.

^{1/} Includes employees paid for less than the full workweek.

^{2/} See General Description on last page for changes from the 1939 Census of Business in the coverage of Service Trades.

49280

Table 2.—CENSUS OF BUSINESS PRELIMINARY RESULTS FOR 1948 FOR CITIES OF 2,500 INHABITANTS OR MORE

MERRIMACK COUNTY, N. H.

(Data omitted for trade groups where necessary to avoid disclosure)

| City and trade group ¹ | Number of establishments | 1948 sales and receipts (Thousand dollars) | Active proprietors of unincorporated businesses Nov. 1948 | Paid employees, workweek ended nearest Nov. 15, 1948 | |
|---|--------------------------|---|--|--|-------------------------|
| | | | | Total employees ² | Full workweek employees |
| Concord: | | | | | |
| Retail trade..... | 335 | 30,245 | 292 | 1,783 | 1,471 |
| Wholesale trade..... | 48 | 21,078 | 14 | 451 | x |
| Selected service trades.... | 120 | 1,477 | 124 | 221 | 199 |
| Franklin: | | | | | |
| Retail trade..... | 120 | 7,561 | 102 | 383 | 311 |
| Wholesale trade..... | 7 | 1,797 | 5 | 42 | x |
| Selected service trades.... | 43 | 369 | 42 | 73 | 66 |
| Remainder of county: ^{3/} | | | | | |
| Retail trade..... | 351 | 13,313 | 350 | 589 | 445 |
| Wholesale trade..... | 10 | 1,663 | 9 | 67 | x |
| Selected service trades.... | 79 | 530 | 87 | 35 | 28 |
| Tourist courts and camps... | 29 | 107 | 30 | 1 | - |
| Amusements..... | 17 | 134 | 12 | 19 | x |

x Not available.

^{1/} See General Description on this page for changes from the 1939 Census of Business in the coverage of Service Trades.^{2/} Includes employees paid for less than the full workweek.^{3/} Includes figures for establishments, other than wholesale, not located in cities of 2,500 inhabitants or more, and wholesale establishments not located in cities of 5,000 inhabitants or more.

GENERAL DESCRIPTION OF PRELIMINARY RELEASES FOR THE 1948 CENSUS OF BUSINESS

This series of releases, of which one is planned for each county in the United States, presents preliminary results of the 1948 Census of Business. The information is based on reports submitted by business establishments for that Census. The figures shown are preliminary, and are subject to revision in the final Census publications, but the changes are expected to be relatively minor with respect to coverage. The final Census figures will be issued in a series of Business Census bulletins which will show additional detailed kind-of-business information for all places where there are a sufficient number of establishments.

The 1948 Census of Business was taken under the provision of the Act of June 19, 1948, which provides that the Business Census be taken for 1948 and for each fifth year thereafter. Previous Business Censuses were taken for the years 1929, 1933, 1935, and 1939.

Scope of the Census.—The 1948 Census of Business covered all establishments in the following trades, as defined by the Standard Industrial Classification Manual, May 1949 issue, of the Executive Office of the President: all retail trades; all wholesale trades; all service trades in the following four groups—personal services, business services, automobile repairs and services, and miscellaneous repair services; hotels; tourist courts and camps; and amusements, including motion picture theaters. Some important services not covered are radio broadcasting and television, medical and health, legal, educational, nonprofit, accounting, and domestic services.

This coverage is similar to that of the 1939 Business Census. However, "custom trades" and "services incidental to transportation," which are no longer included in the standard classification of the service trades, are not covered by the 1948 Census. In a number of localities, these exclusions as well as other changes in the standard classification may have

a considerable effect in comparing 1948 with 1939 data, particularly with respect to establishment count.


Establishment definition.—For Census purposes, a business establishment is defined to include only enterprises conducted from a recognizable place of business, provided that the annual sales were in excess of \$5,000 for a wholesale trade establishment and \$500 for establishments in other trades. A detailed analysis of coverage will be provided in future Census of Business publications.

"Number of establishments" is the number of separate business locations, rather than the number of business companies or organizations, since the Census figures represent information reported separately for each business location or establishment. The establishment count reflects the number of places in business at the end of 1948 excluding administrative and executive offices of multiunit organizations, and "chain store" warehouses.

Sales and receipts.—"1948 sales and receipts" represents sales of merchandise and receipts from repairs and other services to customers. The figures reflect deductions for returned goods and allowances, but not for trade-in allowances; they exclude sales and excise taxes collected from customers and paid directly to any taxing agency.

Proprietors.—"Active proprietors..." represents owners and partners of unincorporated businesses who devoted the major portion of their time to the business in November 1948.

Employment.—"Number of paid employees..." represents all employees on the pay roll for the pay period ending nearest November 15, 1948. "Full workweek" employees, whether regular or seasonal, are those who in the November 15 pay period were paid for working at least the number of hours typically worked in a week by employees of the reporting establishment.



1948 CENSUS OF BUSINESS

RETAIL, WHOLESALE, SERVICE TRADES

U. S. DEPARTMENT OF COMMERCE
BUREAU OF THE CENSUS

PRELIMINARY

For Release May 8, 1950

Release Series BC-1P-28-008

ROCKINGHAM COUNTY, N. H.

Retail, wholesale, and service establishments located in Rockingham County, New Hampshire, showed a substantial expansion in dollar volume of trade from 1939 to 1948 according to preliminary figures from the 1948 Census of Business released today by the Bureau of the Census, U. S. Department of Commerce.

Retail sales in the county during 1948 aggregated \$59.3 million, an increase of 166 percent over the \$22.3 million in 1939, when the preceding Census of Business was taken. Wholesale sales in the county reached a total of \$24.9 million in 1948 as compared with \$6.9 million in 1939. The service trades included in the Census of Business recorded receipts totaling \$2.5 million in 1948 compared with \$1.0 million in 1939.

Employment in the county also rose over the 9-year period between 1939 and 1948 for the above trades. Establishments in these trades reported a combined total of 3,718 paid employees for the workweek ended nearest November 15, 1948. This compared with a total of 2,600 employees reported for the week of November 15, 1939.

These preliminary figures have been derived from a Census report on Rockingham County, New Hampshire, which also includes data for Derry town, Exeter town, and Portsmouth. Final figures, superseding the preliminary data for Rockingham County, will be included in a Bulletin for the State of New Hampshire to be issued in several months. Similar data will be made available this year in preliminary and final form for each of the counties and States. A single copy of the preliminary release for Rockingham County as well as an order blank for other area releases may be obtained by writing to the Bureau of the Census, Washington 25, D. C.

Table 1.—CENSUS OF BUSINESS PRELIMINARY RESULTS FOR 1948, BY TRADE GROUP

ROCKINGHAM COUNTY, N. H.

| Trade group and kind of business | Number of establishments | 1948 sales and receipts (Thousand dollars) | Active proprietors of unincorporated businesses Nov. 1948 | Paid employees, workweek ended nearest Nov. 15, 1948 | |
|---|--------------------------|---|--|--|-------------------------|
| | | | | Total employees ¹ | Full workweek employees |
| RETAIL TRADE, total..... | 1,095 | 59,261 | 1,015 | 2,919 | 2,400 |
| Food group..... | 335 | 19,434 | 310 | 602 | 444 |
| Eating and drinking places..... | 223 | 5,094 | 216 | 698 | 573 |
| General merchandise grp, general stores. | 31 | 2,079 | 31 | 180 | 140 |
| Apparel group..... | 76 | 3,808 | 65 | 232 | 183 |
| Furniture-home furnishgs-appliance grp. | 64 | 2,301 | 60 | 141 | 116 |
| Automotive group..... | 51 | 7,202 | 40 | 298 | 285 |
| Gasoline service stations..... | 103 | 2,663 | 112 | 100 | 62 |
| Lumber-building-hardware group..... | 36 | 4,316 | 29 | 216 | 205 |
| Drug and proprietary stores..... | 24 | 1,587 | 23 | 106 | 88 |
| All other retail stores..... | 152 | 10,777 | 129 | 346 | 304 |
| WHOLESALE TRADE, total..... | 55 | 24,871 | 31 | 440 | x |
| Merchant wholesalers..... | 38 | 10,219 | 24 | 309 | x |
| Other types of wholesalers..... | 17 | 14,652 | 7 | 131 | x |
| SELECTED SERVICE TRADES, ² /total..... | 265 | 2,498 | 265 | 359 | 317 |
| Personal services..... | 157 | 1,417 | 158 | 252 | 229 |
| All other service trades..... | 108 | 1,081 | 107 | 107 | 88 |
| HOTELS..... | 75 | 1,572 | 91 | 161 | 127 |
| TOURIST COURTS AND CAMPS..... | 62 | 236 | 79 | 3 | 2 |

x Not available.

¹/ Includes employees paid for less than the full workweek.

²/ See General Description on last page for changes from the 1939 Census of Business in the coverage of Service Trades.

Table 2.—CENSUS OF BUSINESS PRELIMINARY RESULTS FOR 1948 FOR CITIES OF 2,500 INHABITANTS OR MORE

ROCKINGHAM COUNTY, N. H.

(Data omitted for trade groups where necessary to avoid disclosure)

| City and trade group ¹ | Number of establishments | 1948 sales and receipts (Thousand dollars) | Active proprietors of unincorporated businesses Nov. 1948 | Paid employees, workweek ended nearest Nov. 15, 1948 | |
|------------------------------------|--------------------------|---|--|--|-------------------------|
| | | | | Total employees ² | Full workweek employees |
| Derry town: | | | | | |
| Retail trade..... | 95 | 6,967 | 89 | 324 | 263 |
| Wholesale trade..... | | Included with "Remainder of county" | | | |
| Selected service trades.... | 37 | 408 | 40 | 63 | 62 |
| Hotels..... | | Included with "Remainder of county" | | | |
| Exeter town: | | | | | |
| Retail trade..... | 107 | 7,342 | 89 | 304 | 254 |
| Wholesale trade..... | | Included with "Remainder of county" | | | |
| Selected service trades.... | 32 | 209 | 31 | 26 | 22 |
| Hotels..... | | Included with "Remainder of county" | | | |
| Portsmouth: | | | | | |
| Retail trade..... | 298 | 23,124 | 267 | 1,327 | 1,097 |
| Wholesale trade..... | 26 | 17,670 | 13 | 289 | x |
| Selected service trades.... | 91 | 1,121 | 89 | 187 | 168 |
| Hotels..... | 5 | 67 | 3 | 80 | 68 |
| Amusements..... | 10 | 355 | 7 | 69 | x |
| Remainder of county: ^{3/} | | | | | |
| Retail trade..... | 595 | 21,828 | 570 | 964 | 786 |
| Wholesale trade..... | 29 | 7,201 | 18 | 151 | x |
| Selected service trades.... | 105 | 760 | 105 | 83 | 65 |
| Hotels..... | 70 | 1,505 | 88 | 81 | 59 |

x Not available.

1/ See General Description on this page for changes from the 1939 Census of Business in the coverage of Service Trades.

2/ Includes employees paid for less than the full workweek.

3/ Except as indicated above, includes figures for establishments, other than wholesale, not located in cities of 2,500 inhabitants or more, and wholesale establishments not located in cities of 2,500 inhabitants or more.

GENERAL DESCRIPTION OF PRELIMINARY RELEASES FOR THE 1948 CENSUS OF BUSINESS

This series of releases, of which one is planned for each county in the United States, presents preliminary results of the 1948 Census of Business. The information is based on reports submitted by business establishments for that Census. The figures shown are preliminary, and are subject to revision in the final Census publications, but the changes are expected to be relatively minor with respect to coverage. The final Census figures will be issued in a series of Business Census bulletins which will show additional detailed kind-of-business information for all places where there are a sufficient number of establishments.

The 1948 Census of Business was taken under the provision of the Act of June 19, 1948, which provides that the Business Census be taken for 1948 and for each fifth year thereafter. Previous Business Censuses were taken for the years 1929, 1933, 1935, and 1939.

Scope of the Census.—The 1948 Census of Business covered all establishments in the following trades, as defined by the Standard Industrial Classification Manual, May 1949 issue, of the Executive Office of the President: all retail trades; all wholesale trades; all service trades in the following four groups—personal services, business services, automobile repairs and services, and miscellaneous repair services; hotels; tourist courts and camps; and amusements, including motion picture theaters. Some important services not covered are radio broadcasting and television, medical and health, legal, educational, nonprofit, accounting, and domestic services.

This coverage is similar to that of the 1939 Business Census. However, "custom trades" and "services incidental to transportation," which are no longer included in the standard classification of the service trades, are not covered by the 1948 Census. In a number of localities, these exclusions as well as

other changes in the standard classification may have a considerable effect in comparing 1948 with 1939 data, particularly with respect to establishment count.

Establishment definition.—For Census purposes, a business establishment is defined to include only enterprises conducted from a recognizable place of business, provided that the annual sales were in excess of \$5,000 for a wholesale trade establishment and \$500 for establishments in other trades. A detailed analysis of coverage will be provided in future Census of Business publications.

"Number of establishments" is the number of separate business locations, rather than the number of business companies or organizations, since the Census figures represent information reported separately for each business location or establishment. The establishment count reflects the number of places in business at the end of 1948 excluding administrative and executive offices of multiunit organizations, and "chain store" warehouses.

Sales and receipts.—"1948 sales and receipts" represents sales of merchandise and receipts from repairs and other services to customers. The figures reflect deductions for returned goods and allowances, but not for trade-in allowances; they exclude sales and excise taxes collected from customers and paid directly to any taxing agency.

Proprietors.—"Active proprietors..." represents owners and partners of unincorporated businesses who devoted the major portion of their time to the business in November 1948.

Employment.—"Number of paid employees..." represents all employees on the pay roll for the pay period ending nearest November 15, 1948. "Full workweek" employees, whether regular or seasonal, are those who in the November 15 pay period were paid for working at least the number of hours typically worked in a week by employees of the reporting establishment.

1948 CENSUS OF BUSINESS

U. S. DEPARTMENT OF COMMERCE
BUREAU OF THE CENSUS

RETAIL, WHOLESALE, SERVICE TRADES

PRELIMINARY

For Release May 8, 1950

Release Series BC-1P-28-009

STRAFFORD COUNTY, N. H.

Retail, wholesale, and service establishments located in Strafford County, New Hampshire, showed a substantial expansion in dollar volume of trade from 1939 to 1948 according to preliminary figures from the 1948 Census of Business released today by the Bureau of the Census, U. S. Department of Commerce.

Retail sales in the county during 1948 aggregated \$43.6 million, an increase of 153 percent over the \$17.2 million in 1939, when the preceding Census of Business was taken. Wholesale sales in the county reached a total of \$10.1 million in 1948 as compared with \$3.3 million in 1939. The service trades included in the Census of Business recorded receipts totaling \$1.8 million in 1948 compared with \$0.5 million in 1939.

Employment in the county also rose over the 9-year period between 1939 and 1948 for the above trades. Establishments in these trades reported a combined total of 2,626 paid employees for the workweek ended nearest November 15, 1948. This compared with a total of 1,993 employees reported for the week of November 15, 1939.

These preliminary figures have been derived from a Census report on Strafford County, New Hampshire, which also includes data for the cities of Dover, Rochester and Somersworth. Final figures, superseding the preliminary data for Strafford County, will be included in a Bulletin for the State of New Hampshire to be issued in several months. Similar data will be made available this year in preliminary and final form for each of the counties and States. A single copy of the preliminary release for Strafford County as well as an order blank for other area releases may be obtained by writing to the Bureau of the Census, Washington 25, D. C.

Table 1.—CENSUS OF BUSINESS PRELIMINARY RESULTS FOR 1948, BY TRADE GROUP
STRAFFORD COUNTY, N. H.

| Trade group and kind of business | Number of establishments | 1948 sales and receipts (Thousand dollars) | Active proprietors of unincorporated businesses Nov. 1948 | Paid employees, workweek ended nearest Nov. 15, 1948 | |
|--|--------------------------|---|--|--|-------------------------|
| | | | | Total employees ¹ | Full workweek employees |
| RETAIL TRADE, total..... | 729 | 43,616 | 681 | 2,156 | 1,667 |
| Food group..... | 218 | 13,193 | 214 | 400 | 314 |
| Eating and drinking places..... | 110 | 2,715 | 114 | 412 | 283 |
| General merchandise grp, general stores | 29 | 2,827 | 19 | 279 | 149 |
| Apparel group..... | 68 | 3,199 | 60 | 158 | 118 |
| Furniture-home furnishings-appliance grp | 53 | 2,405 | 40 | 123 | 111 |
| Automotive group..... | 36 | 5,538 | 29 | 192 | 188 |
| Gasoline service stations..... | 72 | 2,044 | 82 | 85 | 67 |
| Lumber-building-hardware group..... | 27 | 3,819 | 26 | 163 | 150 |
| Drug and proprietary stores..... | 24 | 1,564 | 20 | 118 | 94 |
| All other retail stores..... | 92 | 6,312 | 77 | 226 | 193 |
| WHOLESALE TRADE, total..... | 44 | 10,056 | 26 | 241 | x |
| Merchant wholesalers..... | 36 | 5,715 | 26 | 185 | x |
| All other wholesale..... | 8 | 4,341 | - | 56 | x |
| SELECTED SERVICE TRADES, ² total..... | 218 | 1,795 | 222 | 229 | 198 |
| Personal services..... | 150 | 1,088 | 154 | 179 | 156 |
| All other service trades..... | 68 | 707 | 68 | 50 | 42 |
| HOTELS..... | 12 | 305 | 16 | 69 | 62 |
| TOURIST COURTS AND CAMPS..... | 11 | 25 | 15 | - | - |
| AMUSEMENTS..... | 21 | 637 | 15 | 144 | x |

x Not available.

¹/ Includes employees paid for less than the full workweek.

²/ See General Description on last page for changes from the 1939 Census of Business in the coverage of Service Trades.

Table 2.—CENSUS OF BUSINESS PRELIMINARY RESULTS FOR 1948 FOR CITIES OF 2,500 INHABITANTS OR MORE

STRAFFORD COUNTY, N. H.

(Data omitted for trade groups where necessary to avoid disclosure)

| City and trade group ¹ | Number of establishments | 1948 sales and receipts (Thousand dollars) | Active proprietors of unincorporated businesses Nov. 1948 | Paid employees, workweek ended nearest Nov. 15, 1948 | |
|-----------------------------------|--------------------------|---|--|--|-------------------------|
| | | | | Total employees ² | Full workweek employees |
| Dover: | | | | | |
| Retail trade..... | 250 | 20,556 | 203 | 996 | 818 |
| Wholesale trade..... | 19 | 5,678 | 8 | 107 | x |
| Selected service trades.... | 86 | 824 | 88 | 123 | 106 |
| Amusements..... | 7 | 302 | 5 | 68 | x |
| Rochester: | | | | | |
| Retail trade..... | 225 | 14,458 | 218 | 673 | 514 |
| Wholesale trade..... | 13 | 1,997 | 9 | 83 | x |
| Selected service trades.... | 53 | 414 | 55 | 62 | 53 |
| Somersworth: | | | | | |
| Retail trade..... | 124 | 3,997 | 126 | 176 | 137 |
| Wholesale trade..... | 7 | 921 | 5 | 26 | x |
| Selected service trades.... | 47 | 285 | 50 | 17 | 14 |
| Remainder of county: | | | | | |
| Retail trade..... | 130 | 4,605 | 134 | 311 | 198 |
| Wholesale trade..... | 5 | 1,460 | 4 | 25 | x |
| Selected service trades.... | 32 | 272 | 29 | 27 | 25 |
| Tourist courts and camps... | 5 | 11 | 7 | - | - |

x Not available.

1/ See General Description on this page for changes from the 1939 Census of Business in the coverage of Service Trades.

2/ Includes employees paid for less than the full workweek.

3/ Includes figures for establishments, other than wholesale, not located in cities of 2,500 inhabitants or more, and wholesale establishments not located in cities of 5,000 inhabitants or more.

GENERAL DESCRIPTION OF PRELIMINARY RELEASES FOR THE 1948 CENSUS OF BUSINESS

This series of releases, of which one is planned for each county in the United States, presents preliminary results of the 1948 Census of Business. The information is based on reports submitted by business establishments for that Census. The figures shown are preliminary, and are subject to revision in the final Census publications, but the changes are expected to be relatively minor with respect to coverage. The final Census figures will be issued in a series of Business Census bulletins which will show additional detailed kind-of-business information for all places where there are a sufficient number of establishments.

The 1948 Census of Business was taken under the provision of the Act of June 19, 1948, which provides that the Business Census be taken for 1948 and for each fifth year thereafter. Previous Business Censuses were taken for the years 1929, 1933, 1935, and 1939.

Scope of the Census.—The 1948 Census of Business covered all establishments in the following trades, as defined by the Standard Industrial Classification Manual, May 1949 issue, of the Executive Office of the President: all retail trades; all wholesale trades; all service trades in the following four groups—personal services, business services, automobile repairs and services, and miscellaneous repair services; hotels; tourist courts and camps; and amusements, including motion picture theaters. Some important services not covered are radio broadcasting and television, medical and health, legal, educational, nonprofit, accounting, and domestic services.

This coverage is similar to that of the 1939 Business Census. However, "custom trades" and "services incidental to transportation," which are no longer included in the standard classification of the service trades, are not covered by the 1948 Census. In a number of localities, these exclusions as well as other changes in the standard classification may have

a considerable effect in comparing 1948 with 1939 data, particularly with respect to establishment count.

Establishment definition.—For Census purposes, a business establishment is defined to include only enterprises conducted from a recognizable place of business, provided that the annual sales were in excess of \$5,000 for a wholesale trade establishment and \$500 for establishments in other trades. A detailed analysis of coverage will be provided in future Census of Business publications.

"Number of establishments" is the number of separate business locations, rather than the number of business companies or organizations, since the Census figures represent information reported separately for each business location or establishment. The establishment count reflects the number of places in business at the end of 1948 excluding administrative and executive offices of multiunit organizations, and "chain store" warehouses.

Sales and receipts.—"1948 sales and receipts" represents sales of merchandise and receipts from repairs and other services to customers. The figures reflect deductions for returned goods and allowances, but not for trade-in allowances; they exclude sales and excise taxes collected from customers and paid directly to any taxing agency.

Proprietors.—"Active proprietors..." represents owners and partners of unincorporated businesses who devoted the major portion of their time to the business in November 1948.

Employment.—"Number of paid employees..." represents all employees on the pay roll for the pay period ending nearest November 15, 1948. "Full workweek" employees, whether regular or seasonal, are those who in the November 15 pay period were paid for working at least the number of hours typically worked in a week by employees of the reporting establishment.

1948 CENSUS OF BUSINESS

RETAIL, WHOLESALE, SERVICE TRADES

U. S. DEPARTMENT OF COMMERCE
BUREAU OF THE CENSUS

PRELIMINARY

For Release May 8, 1950

Release Series BC-1P-28-010

SULLIVAN COUNTY, N. H.

Retail, wholesale, and service establishments located in Sullivan County, New Hampshire, showed a substantial expansion in dollar volume of trade from 1939 to 1948 according to preliminary figures from the 1948 Census of Business released today by the Bureau of the Census, U. S. Department of Commerce.

Retail sales in the county during 1948 aggregated \$25.8 million, an increase of 187 percent over the \$9.0 million in 1939, when the preceding Census of Business was taken. Wholesale sales in the county reached a total of \$3.9 million in 1948 as compared with \$2.3 million in 1939. The service trades included in the Census of Business recorded receipts totaling \$931,000 in 1948 compared with \$385,000 in 1939.

Employment in the county also rose over the 9-year period between 1939 and 1948 for the above trades. Establishments in these trades reported a combined total of 1,469 paid employees for the workweek ended nearest November 15, 1948. This compared with a total of 1,047 employees reported for the week of November 15, 1939.

These preliminary figures have been derived from a Census report on Sullivan County, New Hampshire, which also includes data for Claremont and Newport town. Final figures, superseding the preliminary data for Sullivan County, will be included in a Bulletin for the State of New Hampshire to be issued in several months. Similar data will be made available this year in preliminary and final form for each of the counties and States. A single copy of the preliminary release for Sullivan County as well as an order blank for other area releases may be obtained by writing to the Bureau of the Census, Washington 25, D. C.

Table 1.—CENSUS OF BUSINESS PRELIMINARY RESULTS FOR 1948, BY TRADE GROUP
SULLIVAN COUNTY, N. H.

| Trade group and kind of business | Number of establishments | 1948 sales and receipts (Thousand dollars) | Active proprietors of unincorporated businesses Nov. 1948 | Paid employees, workweek ended nearest Nov. 15, 1948 | |
|---|--------------------------|---|--|--|-------------------------|
| | | | | Total employees ¹ | Full workweek employees |
| RETAIL TRADE, total..... | 379 | 25,833 | 346 | 1,264 | 982 |
| Food group..... | 94 | 7,011 | 102 | 189 | 132 |
| Eating and drinking places..... | 49 | 984 | 50 | 158 | 114 |
| General merchandise grp, general stores. | 21 | 2,484 | 19 | 217 | 154 |
| Apparel group..... | 39 | 1,740 | 37 | 106 | 82 |
| Furniture-home furnishgs-appliance grp. | 24 | 1,088 | 19 | 45 | 39 |
| Automotive group..... | 26 | 5,133 | 12 | 195 | 188 |
| Gasoline service stations..... | 43 | 1,267 | 41 | 45 | 34 |
| Lumber-building-hardware group..... | 18 | 1,872 | 17 | 129 | 113 |
| Drug and proprietary stores..... | 9 | 540 | 8 | 42 | 24 |
| All other retail stores..... | 56 | 3,714 | 41 | 138 | 102 |
| WHOLESALE TRADE..... | 19 | 3,895 | 15 | 53 | x |
| SELECTED SERVICE TRADES, ² /total..... | 106 | 931 | 108 | 152 | 145 |
| Personal services..... | 63 | 563 | 65 | 116 | 112 |
| All other service trades..... | 43 | 368 | 43 | 36 | 33 |
| HOTELS..... | 20 | 572 | 15 | 59 | 59 |
| TOURIST COURTS AND CAMPS..... | 13 | 28 | 13 | - | - |
| AMUSEMENTS..... | 12 | 313 | 6 | 75 | x |

x Not available.

¹/ Includes employees paid for less than the full workweek.

²/ See General Description on last page for changes from the 1939 Census of Business in the coverage of Service Trades.

Table 2.—CENSUS OF BUSINESS PRELIMINARY RESULTS FOR 1948 FOR CITIES OF 2,500 INHABITANTS OR MORE
SULLIVAN COUNTY, N. H.

(Data omitted for trade groups where necessary to avoid disclosure)

| City and trade group ¹ | Number of establishments | 1948 sales and receipts (Thousand dollars) | Active proprietors of unincorporated businesses Nov. 1948 | Paid employees, workweek ended nearest Nov. 15, 1948 | |
|-------------------------------------|-------------------------------------|---|--|--|-------------------------|
| | | | | Total employees ² | Full workweek employees |
| Claremont: | | | | | |
| Retail trade..... | 211 | 17,679 | 192 | 905 | 704 |
| Wholesale trade..... | 12 | 3,046 | 10 | 43 | x |
| Selected service trades.... | 61 | 627 | 58 | 120 | 115 |
| Newport town: | | | | | |
| Retail trade..... | 95 | 6,206 | 85 | 278 | 226 |
| Wholesale trade..... | Included with "Remainder of County" | | | | |
| Selected service trades.... | 32 | 196 | 35 | 24 | 23 |
| Remainder of county: | | | | | |
| Retail trade..... | 73 | 1,948 | 69 | 81 | 52 |
| Wholesale trade ^{3/} | 7 | 849 | 5 | 10 | x |
| Selected service trades.... | 13 | 108 | 15 | 8 | 7 |

x Not available.

^{1/} See General Description on this page for changes from the 1939 Census of Business in the coverage of Service Trades.

^{2/} Includes employees paid for less than the full workweek.

^{3/} Except as indicated above, includes figures for establishments not located in cities of 5,000 inhabitants or more.

GENERAL DESCRIPTION OF PRELIMINARY RELEASES FOR THE 1948 CENSUS OF BUSINESS

This series of releases, of which one is planned for each county in the United States, presents preliminary results of the 1948 Census of Business. The information is based on reports submitted by business establishments for that Census. The figures shown are preliminary, and are subject to revision in the final Census publications, but the changes are expected to be relatively minor with respect to coverage. The final Census figures will be issued in a series of Business Census bulletins which will show additional detailed kind-of-business information for all places where there are a sufficient number of establishments.

The 1948 Census of Business was taken under the provision of the Act of June 19, 1948, which provides that the Business Census be taken for 1948 and for each fifth year thereafter. Previous Business Censuses were taken for the years 1929, 1933, 1935, and 1939.

Scope of the Census.—The 1948 Census of Business covered all establishments in the following trades, as defined by the Standard Industrial Classification Manual, May 1949 issue, of the Executive Office of the President: all retail trades; all wholesale trades; all service trades in the following four groups—personal services, business services, automobile repairs and services, and miscellaneous repair services; hotels; tourist courts and camps; and amusements, including motion picture theaters. Some important services not covered are radio broadcasting and television, medical and health, legal, educational, nonprofit, accounting, and domestic services.

This coverage is similar to that of the 1939 Business Census. However, "custom trades" and "services incidental to transportation," which are no longer included in the standard classification of the service trades, are not covered by the 1948 Census. In a number of localities, these exclusions as well as

other changes in the standard classification may have a considerable effect in comparing 1948 with 1939 data, particularly with respect to establishment count.


Establishment definition.—For Census purposes, a business establishment is defined to include only enterprises conducted from a recognizable place of business, provided that the annual sales were in excess of \$5,000 for a wholesale trade establishment and \$500 for establishments in other trades. A detailed analysis of coverage will be provided in future Census of Business publications.


"Number of establishments" is the number of separate business locations, rather than the number of business companies or organizations, since the Census figures represent information reported separately for each business location or establishment. The establishment count reflects the number of places in business at the end of 1948 excluding administrative and executive offices of multiunit organizations, and "chain store" warehouses.

Sales and receipts.—"1948 sales and receipts" represents sales of merchandise and receipts from repairs and other services to customers. The figures reflect deductions for returned goods and allowances, but not for trade-in allowances; they exclude sales and excise taxes collected from customers and paid directly to any taxing agency.


Proprietors.—"Active proprietors..." represents owners and partners of unincorporated businesses who devoted the major portion of their time to the business in November 1948.

Employment.—"Number of paid employees..." represents all employees on the pay roll for the pay period ending nearest November 15, 1948. "Full workweek" employees, whether regular or seasonal, are those who in the November 15 pay period were paid for working at least the number of hours typically worked in a week by employees of the reporting establishment.












REYNOLDS
BINDERY, INC.
SEPT. 1972

CB/Bureau of the Census Library



5 0673 01044483 7