

Case 1956



THE
FLORICULTURAL
CABINET,
AND
FLORIST'S MAGAZINE.

MARCH TO DECEMBER, 1833.

VOLUME I.

CONDUCTED BY JOSEPH HARRISON,

GARDENER TO THE

RIGHT HON. LORD WHARNCLIFFE,

WORTLEY HALL.

LONDON :

WHITTAKER, TREACHER, & CO. AVE-MARIA-LANE,
AND G. RIDGE, SHEFFIELD.

PREFACE.

IN presenting our First Volume to our numerous friends and correspondents, we must be allowed to say, that we do it with a very grateful recollection of the unlooked-for success with which we have been honoured. The great kindness with which our endeavours have been received—the gratifying notice into which they have risen—and the wide and increasing extent of our circulation,—while they have exceeded our expectations, almost our hopes,—will serve to stimulate our future exertions to confirm and secure, if not to command and deserve, this large share of public patronage.

We have proposed our plan—we have made our professions—and our readers may now judge of the goodness of the one, and the honesty of the other. Aware of the labour and constant watchfulness which such a publication would require, we hold that the circulation of nearly FIFTY THOUSAND copies during the nine months of our literary existence, is a convincing and most gratifying proof that we have neither shrunk from the former, nor been careless in the latter;—while the valuable assistance we have received from our brother Florists has greatly lessened our toil and quickened our energies; and while we profess for ourselves the same unwearied attention to the interests of Floricultural

knowledge, we would remind our many and valued correspondents that our success mainly depends upon a co-operation which must be cordial and mutual, and that in calculating upon our future advancement in public estimation, we would assure them of our reliance upon their continued support and most valuable assistance, which will place beyond risk the success of a work to the patronage of which they have so essentially contributed.

Wortley, Nov. 28th, 1833.



Pingicula vulgaris.



Veronica officinalis.



Oxalis crenata.




Adenophora verticillata.



Schizanthus pinnatifidus, HUMILIS.



Utricularia intermedia.



Calophanes oblongifolia.



Fuchsia globosa.



Veronica hybrida.



Veronica Beccabunga.



Centranthus ruber. (Valeriana rubra.)



Calceolaria bachelieri.



Epipactis atrorubens.



Oxalis Bóviei.



Lupinus elegans.



Sálvia praténsis.




Iris pseudácorus.



Lotus corniculatus



Euthera tenella, var. tenuis





Lady Wrenthill




Lychuis Sylvestris



Mimulus Feringensis



Calceolaria Mexicana




THE HARTON'S KIEKRIE.

J. D. Smith Delin

J. J. Paris Sculpt



Mad of Athens




Prince George



Thompsons Favorite



Anders alysons



1714


11




Cartwrights Prince of Orange



Mimulus rutilans, tar Youvou



As Blue & Yellow



*Alens
Queen sa laide*



Appleby's William the Fourth.

THE
FLORICULTURAL CABINET,

MARCH 1st, 1833.

INTRODUCTION.

THE vegetable creation in its varieties of form, colour and scent, has had its increasing attractions to mankind from the days of Adam down to the present period; and such is its fascinating influence that it excites admiration from the earliest age of infancy to the decline of life,—from the inmates of the cottage to those of the palace, and at the present day a taste for the cultivation and accumulation of flowering plants is so universal, that it appears their presence is considered a necessary appendage to the dwelling.

For this lovely order of creation we have from early childhood possessed almost an hereditary attachment, and having derived much pleasure ourselves from an attention to the culture of the riches and beauties of vegetable nature, we are solicitous that other persons should be partakers of the daily increasing delight it affords; in the promotion of which we are anxiously disposed to employ all the means and energies we possess.

To accomplish the object of our solicitude in the best possible way, to the greatest extent, and in a manner most calculated to benefit, is not in the power of an individual; this can only be done by the united talent and experience of a gardening public. To obtain help so important and desirable, we therefore most humbly and respectfully solicit the co-operation of all lovers and cultivators of flowers to communicate the result of any improvements or observations upon any thing interesting connected with Floriculture, because the wider the range of practice and intelligence, the greater their number and importance will most certainly be. A medium through which to circulate them was therefore necessary; for although there are existing publications in whose pages the culture of flowering plants is admitted, yet they are of too general a character for great numbers of Floriculturists; for in order to obtain what may be inserted that is of interest in Floriculture, a far greater portion of matter has to be purchased, which to them is wholly useless.

Though it is admitted that there are lovers of flowers who are equally attached to the other branches of Horticulture, Arboriculture, &c., yet a far greater portion are what is usually denominated Florists only. To such persons, the purchasing of the works referred to, much unnecessary expence had to be incurred. This circumstance has frequently been a source of complaint made to us, since we commenced (being the original projector of that Publication) the *Horticultural Register*: the bringing forward of the present Work will we trust obviate the evil complained of.

We are not bringing forward "THE FLORICULTURAL CABINET and FLORIST'S MAGAZINE" with a view of being rival to any existing work, but to afford an opportunity to those persons desirous of it, of purchasing a work which will be solely devoted to the object stated, and thus aiding as an auxiliary to forward the interests of gardening.

The nature of the FLORICULTURAL CABINET, &c. will be such as to comprise Original Communications from our friends, select Extracts from other Works of every thing useful and interesting connected with Floriculture; Lists and Descriptions of the newest and handsomest flowering Plants, with Engravings of those possessing superior merit will be regularly given; also Plans of Stoves, Greenhouses, Conservatories, and other Plant Structures, Flower Gardens, Grounds, &c. No expence will be spared so as to have them executed in a correct and superior manner.

A monthly Floricultural Calendar will be given in each number, so as to give instruction for the ensuing month.

An annual List of the newest and handsomest Plants will be added, with appropriate connected references.

The Work will be printed on a small type, to give as much matter as possible in each number, and the arrangement will be classed so as to be referred to with the greatest readiness.

The greatest simplicity in expression will be attended to, so that each Article may be clearly understood by every reader.

To effect the above objects in the most useful and acceptable manner, the Conductor invites the co-operation of Floricultural friends, to communicate through the medium of this publication the result of any improvements or other interesting subjects of the nature required. Accounts of new, rare, or interesting plants, whether Exotic or Hardy, Lists of all Horticultural and Florist's Meetings, &c. &c. any of which will be very acceptable to, and gratefully acknowledged by, him. Whilst connected with the *Horticultural Register*, the kindness of our friends in transmitting communications to us was very highly flattering, and being so extensive as to afford us a very considerable stock on hand,

we therefore hope, that as the favours of our friends have been so numerously and liberally given us in the past, we shall receive a continuance of their support in future. And as an active proof that we feel grateful for their favours, no exertion on our part shall be wanting, but our utmost attention and labours shall be so devoted, as to render the FLORICULTURAL CABINET in some degree worthy the interesting subjects it comprises, and enable us at all times cheerfully to address our Correspondents.

Wortley Hall, Feb. 20th, 1833.

PART I.

ORIGINAL COMMUNICATIONS.

ARTICLE I.—*On the Culture of the Dahlia* By a NOTTINGHAMSHIRE FLORIST.

This one of the most splendid of all flowering plants, is now cultivated in Great Britain nearly universally where local circumstances are favourable. Having very extensive journeys to take during the summer season through most districts of the kingdom, my travelling is made of a very agreeable character by observing the very general taste for the cultivation of flowering plants; and for the last ten years I have noticed every successive season a very apparent increase. Among the varied attractions in flowers, none has arrested my attention so forcibly as the Dahlia in all its splendid varieties of colour and form, and no other plant of recent introduction has spread so rapidly through the country, which is full proof of the superiority of the flower.

My travelling admitting of very frequent calls in noblemen, gentlemen, and florist's gardens, also in nursery establishments, it gives me not only the gratification of viewing "in connexion with other things" the flower in question, but at the same time affords me opportunities of seeing where it is cultivated most to perfection. The result of my observations is, that it thrives the best in those situations where the soil is of a sandy nature, and the plants are placed at some distance apart, and not crowded together as is often the case.

The soil of the neighbourhood of my own residence is of the above description, and the Dahlia is as well cultivated in this district as anywhere I have seen. Being a grower of the plant myself to a moderate extent, and as successfully as any I see, I send you the result of my

practice for insertion in your proposed (for I see the notice of it by advertisement) Florist's Magazine, and as the season is approaching for commencing operations in gardening, if you judge my method will be of service to your readers who may be cultivators of Dahlias, I should suggest its appearance in the first number.

About the first week in February I make up a slight hot bed of already fermented horse dung, immediately placing upon it a three-light frame, and keep the glass closed for three or four days; by this time the bed is usually settled. I then spread over the surface of the bed about two inches deep of sandy soil, upon this I place my Dahlia roots as closely as possible, and sprinkle amongst them as much soil as covers the tips of the roots about one inch. Thus covered, allows the tips to strike a little of new fibres, but not so many as to give the roots any injurious check when removed out of the frame, but it assists to push shoots earlier than if none was sprinkled amongst them. I then keep the lights regularly closed, unless a burning heat by accident arises, in which case I give a little air day and night for a short time. When the shoots have pushed about six inches long, I cut off close to the old root all excepting one to each division of the old root. I find when the root is excited, it more easily divides than previous to it. The shoots I take off I insert in a very sandy soil in pots, placing them closely together and close to the sides of the pots. In about a week or ten days at farthest they have generally struck root. I then put each plant into a separate pot using small pots. I then place them again in the frame or green-house, but I prefer the frame when I can appropriate it for the purpose. I have several times taken off shoots when they have been about two inches long, but I generally found them to perish. If one casually did strike root, it did not grow anything near so well as those shoots did which were allowed to grow to about six inches long, before taken off. When the shoots are taken off the old roots, I then divide and pot them, placing them in a green house, taking care not to have them upon any fire flue which is heated, as I have found when I did so many of the roots perished. If more than the single shoot left to each portion of old root should afterwards push, I take all such off, and only allow the first shoot to remain. As the shoots advance, I take care to have them securely tied up to a stick, as they are very liable to break off at their origin.

When I judge that there is no longer any reason to apprehend frost, I turn out my general stock into the open ground.

The soil of my garden is, as before stated, a very sandy loam eighteen inches deep. I select an open situation, for when planted near a hedge or wall the Dahlias are drawn up weakly, but in an airy part of my

garden, they are something like moderate sized thorn bushes for size. Previous to planting I have the ground very well manured and trenched to the bottom. In planting, I place the tallest growing sorts for the back row or north side of the border, and the lesser sorts are regulated proportionably. The height of the sorts I have, I mark down annually, and being each year planted and treated alike, I am never disappointed of having a uniform arrangement. The distance I plant apart is, for those sorts which grow with me eight feet high, ten feet apart; six feet high, seven feet six apart, and so in proportion all the rest. I water well in dry weather. The method I adopt in securing the plants from being broken by the wind, is to have one support at the upright stem of the plant, and afterwards as the laterals advance, to place six or eight strong stakes at equal distances around it; to them the branches are regularly secured.

Towards the close of the flowering season, I have a few inches deep of soil spread over the roots close up to the stem of the plant, and for about one foot round it; this prevents sudden frost from damaging the crown of the roots, which sometimes by the wind moving the plant, an opening is caused at the stem and the frost has access to the root, and if the eyes at that part be damaged by frost, all the other part of the root, however sound it may be, is useless, and will not push shoots the following season. I do not plant more than two years on the same piece of ground, or if promiscuously in borders with other flowers, I vary the place every season. I find them so much more inclined to bloom freely and run less into foliage when planted in fresh soil.

In taking up the roots, I do it when the weather is dry, and leave all the soil to them that I possibly can. I have them carefully taken into a back shed where there are fires; they are placed on shelves and thus gradually dry. The retaining of the soil with the roots is of importance to their preservation, as it keeps them plump and sound. I have not had one perish that has been so treated for the last ten years. With small roots it is sometimes difficult to keep the soil to them. However, such I pot in moderate dry soil and place them upon the shelves with the others. Before I adopted this method of retaining soil with the roots, I found that small roots which had not very short and plump tubers when left exposed, dried and shrivelled so much at the junction of the tubers to the main trunk or stem, that numbers of the roots perished. By retaining the soil, a great number of fibrous roots are left undisturbed, and that with the circumstance of the moisture of the soil gradually drying up, the roots are regularly brought to a state of repose.

At the time of planting the roots in the frame, in February, I shake

off all the old soil from them, being careful not to twist or break the tubers near to the trunk of the root.

I have found the plan of retaining soil to the roots when taken up, to be very serviceable in the case of late seedlings, such often having but long and small tubers, but with such my plan has never failed to preserve them well. You shall hear from me again.

A NOTTINGHAMSHIRE FLORIST.

Feb. 6th, 1833.

[We shall be glad to hear from our respected Correspondent at his own convenience—CONDUCTOR.]

ARTICLE II.—*On the Culture and Propagation of the Erythrina Crista Galli.* By SAINT PATRICK.

Sir,—I frequently find during my routes, very large plants of that beautiful exotic, *Erythrina Crista Galli*, with scarcely a single blossom upon them; should you consider these few practical Hints worth noticing, they are quite at your service. In propagating this exotic, I take off young shoots from the mother plant when they are about four inches long, I pull them off with a little of the old bark attached to each; this is done any time from January until May. I plant the young shoots each one in a small pot, with a mixture of loam and sand, and afterwards plunge them into a good brisk heat. Shading and watering is particularly attended to. In three or four weeks the plants will have filled the small pots with roots, when they are shifted into 32 sized pots with their balls entire, using rich strong loam. A good heat, plenty of air and manure water is necessary until the beginning of October, when I find a lesser quantity wanted. As soon as the foliage has decayed, I cut the plants down to within six inches of the roots, turn them out of the pots, clean the roots, and preserve them in sand kept in boxes. Early in January I pot the roots into 32 sized pots, with the compost as named before, and then plunge them into a hotbed frame or pine pit. The roots soon push out a quantity of shoots, when I allow only four to remain on for flowering, (the others may be put into pots as before stated;) about the middle of March the plants require re-potting into 24 sized pots, and kept in a good bottom and top heat. These plants will flower very fine in April. Early in January, 1831, I potted a two-year-old cutting, in April it was six feet high, and profusely covered with blossoms. In May last I cut it down close to the original stem, and in July it was equally as splendid as it was in April. In August I cut it down again, and flowered it for the third time in October; the plant each time was six feet high, and was

exhibited three times at the Horticultural Show at Chichester, in the same pot in which it flowered in April. It has been recommended to raise young plants from cuttings taken from the strong shoots when the wood is quite hard, and not from young shoots. I have tried both methods repeatedly, and I can obtain much finer plants in one year from the young shoots, than from the hard wooded cuttings at two years old.

SAINT PATRICK.

ARTICLE III.—*On the Culture of various Species of Fuchsias as Border Plants.* By S. J.

A description of the various species of this genus of plants in this Article may be unnecessary, as nearly the whole of the tribe is generally well known, I shall therefore only add, that the family is a most lovely one. The neatness of the growth of each of the species, the gracefulness of the pendant blossoms, and the contrasted fine splendid colours, all unite to render these plants highly meriting the most attentive culture, whether kept in pots, or otherwise treated. I have latterly cultivated a number of sorts in the open borders; the following mode of treatment is that practised by me.

In September I take off a quantity of young shoots, cutting them off close to the old wood. I strike them in small pots filled with white sand. After watering, and allowing the soil to drain a little, I place them in a hotbed frame. When they have taken root, I pot them singly into 48 sized pots, and put them into a greenhouse. When they have begun to strike root again into the new soil, I pinch off the leading shoot of each plant, in order to make them throw out lateral shoots, and become bushy plants. Towards the end of April I select the situations where I propose to plant out the Fuchsias, having beds of some sorts, and others planted singly in the flower borders; in both cases, I take care to have the bottom well drained with broken pots or something of that nature; the soil is then strongly enriched with well-rotted manure. When I plant a bed of Fuchsias, I generally have oblong or irregular shaped beds planted with one species; but when I have a square or round bed, I put the tallest sorts at the centre, and the smaller ones towards the edge of the bed, so that its appearance is that of a cone or pyramid, and the effect is thus rendered more beautiful by the regularity and uniformity of a mass of brilliant pendant flowers. When I plant out singly in the border, I of course plant the taller sorts furthest from the edge.

If the summer be drougthy, I attend well to watering at the roots, and as I have abundance of manure water which drains from the farm yard, I occasionally give them copiously of that.

In the autumn I cover the roots with old tanner's bark, or a mulchy sort of manure, to the depth of six inches, covering the latter with a little soil.

During winter, if it happens to be severe, some of the plants suffer. In the spring such require pruning, some cutting off to about four inches from the ground, and the bark or other covering is taken away and some well rotted hotbed dung just pointed in, or spread over the roots, and hid by a slight covering of soil. Those plants that have not received much injury only require their side shoots cutting off to about two inches from the main stem. Trained up, and treated in other respects as above described, the plants have a most beautiful effect. I have some plants in sheltered warm situations which have grown seven, and others eight feet high in one season; during the last they were almost a complete mass of flowers, and nothing could exceed their pleasing appearance.

The following sorts are what I have cultivated in the above manner: FU'CHSIA GRA'CILIS, TENE'LLA, VIRGA'TA, CO'NICA, COCCI'NEA, THYMI-FO'LIA, and MICROPHY'LLA.

Near Leeds, Feb. 2d, 1833.

S. J.

ARTICLE IV.—*On the Cultivation of Aza'lea i'ndica and varieties, purpu'rea ple'na, ledifolia phaeni'cea, and hybrida.* By MR. JOHN MENZIES, Gardener to Christopher Rawson, Esq., Hope House, near Halifax.

The Aza'lea i'ndica was introduced from China in 1808, and admitted with the above varieties by many persons, to be the finest plant in cultivation. The means necessary to be used in order that they may be made to flourish and flower in succession from September to March, appears to be but little known. Should you consider the following treatment deserving a place in your "Floricultural Cabinet," it is at your service.

In September, the plants being potted, I take one of each kind into a plant house, the temperature of which, at night, is kept from 60 to 65 degrees of Fahrenheit, the plants being from eighteen inches to two feet high. This is done in order to make the plants push young shoots. Being properly attended to in watering, and syringed about twice a week, they grow amazingly. About the middle of November I take a

second lot into the same heat, and treat them in like manner, and the others remaining are treated as greenhouse plants.

About the first week in March, I removed the first lot into the greenhouse, and the second lot in the first week in April. Being at this time advanced in growth, they required no other attention than watering and air, similar to other greenhouse plants.

In June I turn them all out of doors, where they remain till September. The first lot is then taken into the plant house, and treated as before described; these continue to flower till November, when they are succeeded by the second lot, and by the time these are out of flower, those that are in the greenhouse, succeed and continue to bloom till March.

I have at this time plants of this beautiful tribe which have been covered with flowers since September. After flowering they are kept in the same heat as before, till the young wood is in a forward state of growth, when they are removed to the green-house

After flowering, the plants that require it are potted in a well prepared compost of equal parts of tree leaf soil and heath mould, with a small portion of hazel loam and rotten dung.

All the above sorts of Aza'leas may be propagated by cuttings from March till August. The indica I prefer laying in the pot that it grows in. The phœnicea grows best inarched on ledifolia, being a strong grower. I have them on stalks three feet high making strong and vigorous shoots. By impregnation they seed freely.

Aza'lea ledifolia stood for the last three years planted out of doors, and has flowered every spring. With the Aza'leas I have had flowering Epid'endruus, Ble'tias, S'alvias, C'actus trunca'tus, Cypride'dium insi'gne and ve'nustum, also the beautiful Goodye'ra discolor, throwing up flower stems from twelve to fifteen inches high.

JOHN MENZIES

ARTICLE V.—*On the Cultivation of Salvia Africanus.*

By Mr. T. K. SHORT.

This very beautiful Salvia is seldom or ever seen to flower well in the open air in this country. From my attention to its culture, I find it requires a treatment quite peculiar to itself, in order to succeed to satisfaction. By the method I practise, I uniformly obtain spikes of flowers eight or ten inches long, but this season I had dwarf plants in 36 sized pots, which had spikes fourteen inches long, and from the fine deep blue colour of the flower, they had a very splendid appearance. My mode of treatment is as follows:—

In February or March I take the ends of the shoots from the old plants, which had been kept in a greenhouse, and prepare each cutting by dressing off a few of the bottom leaves, and cutting through the stalk close under a joint. I insert these cuttings in a pot, planting them in white sand; and after placing a bell glass over them, plunge them in a hotbed frame, the heat not being very powerful. Care is taken to wipe out the bell glass every day to prevent the cuttings damping off. In a month or five weeks I find them sufficiently rooted to bear removing into small pots. The soil I use is a very rich light loam. They are again placed in a hotbed frame, and kept there till the tops reach the glass; they are then removed into the greenhouse for a short time, so as to inure them regularly to the climate of the open air.

In planting them out in the open ground, the best situation I find is to place them against a south wall, in a very light rich soil. Plants treated as above stated, have with me reached the height of six or eight feet, and produced spikes of flowers quite splendid.

The plants now require staking or otherwise securing to the wall, to prevent their being broken with the wind.

In September I again take off some of the ends of the shoots, cutting them off close under the sixth joint, and plant them singly in 60 sized pots, plunging them in an agreeable hotbed frame. When the pots are full of roots, I remove them into 30 sized ones, placing them in the greenhouse, where they bloom most profusely from November until February. During all the time from planting until flowering they require a very liberal supply of water.

Marten Hall, Jan. 3d, 1833.

T. K. SHORT.

PART II.

REVIEWS.

The beauties of the vegetable Kingdom are so varied and striking, that they have engaged the attention and admiration of all classes of society, but all have not alike the objects or opportunity of an equal gratification afforded them. A very numerous class of persons have it not in their power either to possess, cultivate, or even obtain a sight of many of the splendid productions of the earth. This is more particularly the case with reference to the imported treasures of plants that are transmitted from other climes to this country.

A knowledge of the existence of many such plants, or of their culture, would in numerous instances have been very local, we are fully persuaded, from cases that have frequently come under our notice, but from the laudable circumstance of eminent botanists and florists having established valuable periodical publications, which the present taste for floriculture appeared to them to demand. In the present day, no sooner does any plant of interest expand its bloom, than "by the concurring aid of some friend to flowers," some of the periodicals are enabled to spread its representation through an extent of country, and to a number almost incalculable. By the figures of the plants, and descriptions given, the locality of them is ascertained, and shortly, if not already so, they generally are placed within the reach of purchase. The periodicals are not only so far useful, but some of them contain much botanical information, and judicious remarks on the culture of many of the plants.—It is pleasing to us to know that the circulation of such works is increasing; we heartily wish them a much more extensive one.

Although the periodicals thus referred to, are published at as low a price as the nature of the works will admit of, yet it is a fact, that there is a very numerous class of persons, who are also admirers of flowers, but who are debarred the advantages which others have it in their power to obtain. However, by adapting the cost of the present Work to the means of all classes, we intend to put within the power of most persons the knowledge of the existence, the description, and, in many instances, figures of the most beautiful plants. We hope for adequate support to effect this to the best possible advantage. On our part no exertion shall be wanting.

The Botanical Magazine. By SAMUEL CURTIS, F. L. S. Descriptions by DR. HOOKER, Professor of Botany to the University of Glasgow.

This work was begun in the year 1787. So admirably and ably has it been conducted, and the coloured drawings so well executed, that it has received extensive support ever since its commencement, and it has now reached to plate 3220. The plates and descriptions under the direction of the eminent individuals above stated, are very remarkable for their accuracy and neatness. The number for January, 1833, contains the following beautiful plates:—

1. *Gloxinia speciosa*, variety albiflora, showy Gloxinia. White flowered variety; class, Didynamia; order, Angiospermia; natural order, Gesneriæ, a stove plant. There is a pale purple blossomed variety now common in the country, but the variety here figured is pure white, a very abundant flowering kind, and well deserving cultivation. Flowers from June to November. *Gloxinia*, so named in honour of Dr. Gloxin, of Colmar.

2. *Lobelia mucronata*, sharp pointed (leaf) *Lobelia*, Pentandria Monogynia, natural order, Lobeliaceæ, from Chili. A beautiful greenhouse species, but

it is probably hardy enough to bear the open air in England; introduced by A. Cruckshanks, Esq., and bloomed first in August, 1832. Flower, bright crimson, downy, pale in the bud: leaves, oblong lanceolate, minutely serrated, pale green, tinged with red. *Lobelia*, after M. Lobel, a celebrated botanist in 1616.

3. *Cryptophrægium venustum*, stately Cryptophrægium, Diandria Monogynia; natural order, Acanthaceæ: a stove plant from the mountains of Pandua in India, introduced to the Horticultural Society of London in 1828, bloomed in the Glasgow botanic garden in October. Flower very handsome, in spikes, tube, pale purple, limb, deep purple and white in the centre; leaves opposite, ovate, rough on both sides. *Cryptophrægium*, from *krptos*, concealed, and *phragmos*, a partition, from the concealed dissepiment of the anther.

4. *Epidéndrum Harrisoniæ*, Mrs. Harrison's Epidéndrum, Gynandria, Monandria; natural order, Orchideæ. This fine distinct species (a stove plant) was sent from Brazil by Mr. Wm. Harrison, to his sister above named. Flowers large, of a pale green, whitish in the centre, arranged in a corymb like raceme. *Epidéndrum*, from *epi*, upon, *dendrum*, a tree, growing upon trees.

5. *Melaleuca Frazeri*, Mr. Frazer's Melaleuca, Polyadelphia, Polyandria; natural order, Myrtaceæ: a beautiful, low, much branched greenhouse shrub, received from the late Mr. Frazer, colonial botanist at Sydney, New South Wales. Flowers connected into a spike, terminated by two or three small shoots, petals white, with fine delicate rose coloured stamens; leaves crowded, smooth, linear subulate, reflexed, and spreading; propagated by cuttings. *Melaleuca*, from *melas*, black, and *leukos*, white, or white trees.

6. *Scilla villôsa*, hairy leaved squill, Hexandria, Monogynia; natural order, Asphodeleæ. Received from Dr. Dickson in 1831, from Tripoli; the bulbs were planted in the stove at the Edinburgh botanic garden, flowered in November, 1832. Flower, pale lilac, with a broad deep green stripe up each petal. *Scilla* from Scylo to injure, roots poisonous.

7. *Pomaderris betulina* birch leaved Pomaderris, Pentandria, Monogynia; natural order, Rhamnææ: a slender much branched greenhouse shrub, from New South Wales, discovered by A. Cunningham, Esq., in October, 1822, flowered in April 1832, at Kew Gardens: flowers small, petals none, calyx pale yellowish white, hairy. It requires a soil with a considerable portion of peat admixed. *Pomaderris*, from *poma*, a covering, and *derris*, skin, on account of the peculiar membranous covering to the capsule.

NO. FOR FEBRUARY CONTAINS,

8. *Beaumontia grandiflora*, large flowered, Pentandria, Monogynia, Apocynææ, from eastern Bengal, in 1818. This very superb plant much resembles *Datura arborea* in appearance, and is equally fragrant. Flowers, cream coloured, white; leaves, large, oblong. Blossomed at Bretton Hall, in May, 1832. *Beaumontia*, in honour of the late Mrs. BLAUMONT.

9. *Calceolaria integrifolia*, variety, Viscosissima; entire leaved, very viscid; Diandria, Monogynia, Scrophularinææ: raised by Mr. CAMLON, at the Birmingham botanic garden, and flowered beautifully in 1832. Flowers, bright yellow, changing to a reddish orange. *Calceolaria* from *calceolus*, a slipper, corolla.

10. *Cineraria Tussilaginis*, coltsfoot leaved, Syngenesia, Superflua, Compositææ, from Teneriffe, a greenhouse plant; flowers, lilac purple, twelve or thirteen corollas in each, very handsome. *Cineraria*, from *cineres*, ashes, the pale colour of the under side of the leaves.

11. *Priestleya villosa*, villous, Diadelphia, Decandria, Leguminosææ. From Cape of Good Hope, a greenhouse plant, flowering in November: colour, bright yellow, in unbellated heads, pretty. *Priestleya*, from Dr. JOSEPH PRIESTLEY.

12. *Bletia acutipetala*, sharp petaled Bletia, from South Carolina, Gynandria, Monandria, Orclidææ; petals pale rose colour, labellum, purplish rose coloured, yellow at the base.

13. *Loasa Placei*, Mr. Place's, Loasa, variety 2. Polyadelphia, Polyandria, Loacææ. From Chili, flowered in the open border; flowers, small yellow.

14. *Pomaderris andromedæfolia*, andromeda leaved, Pentandria Monogynia, Rhamnæ, from New Holland, 1823; flowers, pale yellowish white, in dense corymbs; leaves elliptical, lanceolate, tomentose underneath, an inch and a half long.

The Botanical Register.

This work was commenced in 1815: it has now reached to Plate 1662. It is very skilfully executed, and conducted by the very able, intelligent, and learned Professor of Botany in the London University, JOHN LINDLEY, Esq. Too much praise cannot be bestowed upon this work: the judicious selection of figures, their accuracy and faithful representation, are such as we may justly calculate upon, when under the superintendance of so renowned a botanist as Mr. LINDLEY. The number for January, 1833, contains the following plants:—

1. *Senecio Tussilliginis*, coltsfoot leaved Groundsel; Syngenesia Polygamia Æqualis; natural order Compositæ. This is a handsome greenhouse plant, flowering abundantly. The petals are purple on the upper side, and white underneath; the disk is yellow; leaves alternate, sharply toothed at their edges, underside tomentose. Senecio is from Senex, old man, the naked receptacle like a bald head.

2. *Solandra guttata*, spotted-flowered. Pentandria Monogynia; nat. ord. Solanaceæ. This most splendid stove plant was introduced from Mexico by Mr. TATE, of Sloane street Nursery, and flowered the early part of last year, in the stove of Mr. LAMBERT, Boyton House, Wiltshire. The flower is funnel shaped, solitary, and terminal, of a pale yellow, inside the mouth of the corolla is marked with purple. It is fragrant. Leaves alternate, elliptical, oblong: it is readily increased by cuttings. Solandra, named in honour of Dr. SOLANDER, who accompanied Sir JOSEPH BANKS in his Voyage round the World.

3. *Saccolabium papillosum*, pimpled Saccolabium, Gynandria Monandria; natural order Orchidæ. Found growing upon trees in Malabar, and other parts of India. Flower, the labellum is white, and the other part (sepals) is yellow streaked with reddish purple. Blooms Aug. and Sep. Leaves dark green, strap-shaped. It is cultivated by being suspended against a damp wall in the stove, in pots filled with potsherds, mixed with a little earth—Saccolabium from saccus, a bag, and labium, a lip, in allusion to the bagged labellum.

4. *Sempervivum villosum*, villous Houseleek, Dodecandria Hexagynia, nat. order Crassulaceæ; a greenhouse plant sent from the Canary Islands; flowers in May. Flowers yellow, in a branching cyme. Sempervivum from semper, ever, and vivum, life, because of the species flourishing even in the most barren and parched places.

5. *Salvia angustifolia*, narrow-leaved Sage; Decandria Monogynia; natural order Labiata. This pretty perennial species is a native of elevated dry places in New Spain, and Mexico; it grows two feet high. Flowers deep pure blue, with a little white at the centre of the flower. Leaves oblong, linear, serrated and smooth. It requires to be treated as the *Salvia fulgens*, and *mexicana*; in winter protected in a greenhouse, and turned out in the open border in summer. It makes a fine contrast with the other species; it is easily propagated by cuttings.—*Salvia* from salvus, safe; its medical qualities.

6. *Milla biflora*, snow-white Milla, Hexandria Monogynia, Asphodèleæ; from the Mountains of Mexico, sent by Mr. GRAHAM, flowered beautifully in August, in the Horticultural Society's Garden, London. It had been planted out in a cold pit, and excluded from the frost in winter. Continues long in bloom. Leaves awl shaped: increased by seeds.—*Milla*, in honour of JULIAN MILLA, Head Gardener in the Royal Garden of Madrid.

7. *Fuchsia globosa*, balloon-flowered *Fuchsia*, Octandria Monogynia, nat. order Onagraræ; said to have originated between *Fuchsia microphylla* and *Fuchsia conica*. It is a most charming plant; previous to the blossoms expanding, they form so many pendulous crimson globes, and are produced in profusion; when expanded the fine crimson sepals, and its purple petals, make it additionally brilliant. The branches grow in a decurved form: leaves opposite, heart-shaped at the base, acuminate, dentate, and smooth. *Fuchsia*, in honour of L. Fuchs, a celebrated German Botanist.

No. 12, FOR FEBRUARY, CONTAINS

8. *Ribes speciosum*, shewy Gooseberry, Pentandria Monogynia, nat. order Grossulacæ. A hardy shrub, native of California, it was raised from seeds brought from Monterey by Mr. COLLIE, in 1828. It is propagated readily by cuttings. Flowers rosy crimson, very handsome, and like one of the handsomest *Fuchsias*.—*Ribes*, an acid plant mentioned by the Arabian physicians.

9. *Stachys albicaulis*, white-stemmed *Stachys*, Didynamia Gymnospermia; nat. ord. Labiatæ. It is a hardy perennial plant, not of much beauty. Flowers rose-coloured, labio, striped. *Stachys* from *stachys*, a spike, the form of flowers growing.

10. *Azalea pontica versicolor*, changeable Pontic Azalea: Pentandria Monogynia, nat. ord. Ericæ; raised at Lord CARNARVON'S, Highclere, Hampshire. It is a most abundant flowerer; its blossoms are in large clusters, each corolla diversified with bright yellow, rose of different shades, and white. A most beautiful plant, and now in many collections of plants in the country. Azalea from Azaleos, dry; habitation.

11. *Leucopogon parviflorus*, small flowered whitebeard; Pentandria, Monogynia, Epacridæ, from New Holland, greenhouse, flowers in May, white. This plant is by some persons called *Styphelia parviflora*. *Leucopogon*, from whitebeard, the hairy segments of the corolla.

12. *Brasavola Perrinii*, Perrin's *brasavola*, Gynandria, Monandria, Orchidæ. From Rio Janeiro, flowers yellowish white. *Brasavola*, from A. M. BRASAVOLA, an Italian botanist.

13. *Schizanthus pinnatus*, humilis, pinnated *schizanthus*; dwarf variety; Diandria, Monogynia, Scrophularinæ. This very beautiful plant was raised from seeds sold in London last spring by MR. CUMING, grows about a foot high; flowers, flesh coloured, and deep red. It is a native of Valparaiso. *Schizanthus*, from scio, to cut, anthus, a flower.

14. *Gompholobium capitatum*, Decandria, Monogynia, Leguminosæ. Raised in MR. KNIGHT'S nursery, King's Road; discovered in St. George's Sound; a neat little greenhouse plant, flowers, bright deep yellow, flowering in July: increased by seeds and cuttings.

15. *Moscharia pinnatifida*, turnip leaved musk succory, Syngenesia, Æqualis, Composita. An annual plant from Chili, grows two feet high, flowers in May, blossoms abundantly, white. *Moscharia*, from the musky scent.

The Botanical Cabinet.

This Work commenced in 1815, by the very celebrated Nurserymen at Hackney, near London, Messrs. LODDIGES. It was begun with the intention of making the public acquainted with the plants in their possession, in a cheap form, and has now reached to plate 1900. The plates are very neat, and information of the culture, &c. of each plant figured, is given. The observations introduced of a religious character, are very appropriate, and calculated to lead the mind of man from nature to nature's God. It is a very pleasing and instructive publication.

1. *Hedychium ellipticum*, elliptic *Hedychium*; Monandria, Monogynia; natural order, Scitamineæ. This plant was discovered by Dr. Hamilton, at Naramhetty, in upper Nepal; it is a stove plant, growing four feet high, flowers

in August; flower, white. It is readily increased by dividing the roots, requires a rich loam, and abundance of pot room. *Hedychium*, from heds, sweet, and ohion, snow flower.

2. *Trifolium uniflorum*, one flowered, Diadelphia, Decandria, natural order, Papilionaceæ; an herbaceous hardy plant from Italy, Greece, &c., flowers in July, flower, rose and white. It increases either by seeds or parting the roots, requiring light loam. *Trifolium*, from tres, three, and folium, leaf, three upon a stalk.

3. *Petróphila trifida*, three parted, Tetrandria Monogynia, nat. ord Proteaceæ, a greenhouse plant, native of New Holland, introduced in 1820: grows one foot high, flowers in June, flower yellow; increased by cuttings, requires to be grown in sandy peat. *Petróphila*, from petros, a stone, and phileo, to love.

4. *Maxillária Warreana*, Gynandria, Monandria, natural order, Orchideæ. This splendid plant was collected in Brazil, by FREDERICK WARRE, Esq., and sent to Messrs. Loddiges in 1829. It flowered in the stove, and grows two feet high; flower, labellum fine crimson purple with yellow, the other part white and cream coloured. It is a very fine species, highly meriting cultivation. It requires the stove heat, and to be potted in vegetable earth mixed with a little sand, increased by offsets. *Maxillária*, from the labellum, resembling the maxillæ of some insects.

5. *Vaccineum arboreum*, Octandria, Monogynia, natural order, Ericaceæ. This is a low shrub from North Carolina, Florida, &c. It is often injured by winter in this country. It is an evergreen; flowers in July: colour of flower, a pretty blush, requires peat and loam. *Vaccineum*, perhaps from the whortle berry.

6. *Iris bicolor*, Triandria, Monogynia, natural order, Irideæ. Probably a native of the Cape of Good Hope. It requires to be protected in a greenhouse; it is a very charming plant. The contrasted colour of the flowers is very striking. The petals are a fine pale yellow, with a large dark spot at the base of each, and also slightly spotted near their junction; the plant continues to have a succession of flowers for several months. *Iris*, from iris, the eye: the variety and brilliancy of its colours.

7. *Cereus setosus*, Icosandria, Monogynia, natural order, Opuntiacæ, bristly cereus. A native of Brazils, sent in 1829; it has a trailing stem, and roots as it proceeds along. It flowers freely in August, and requires a stove heat; colour, under side of petals and the ends of the upper side rose coloured, the rest part white; requires light loam, and increases readily by cuttings. *Cereus*, from cereus, plant; shoots of some of the species.

8. *Globulária vulgaris*, Tetrandria, Monogynia, natural order, Globularinæ. A native of Switzerland, an herbaceous plant of low growth. Flowers in May, colour, fine blue; its globular flowers render it a plant deserving cultivation. It requires protection in winter. *Globularia*, from the flowers being in globose heads.

9. *Ruellia oblongifolia*, oblong leaved, Didynamia, Angiospermia, nat. ord., Acanthaceæ, from Brazil, a stove plant of very great beauty, blooming in September; flower, a very fine deep rose: it merits universal cultivation. Requires light loam, and is readily propagated by cuttings. *Ruellia*, from JOHN RUELLÉ, Physician to Francis 1st.

10. *Westringia longifolia*, long leaved, Didynamia, Gymnospermia, nat. ord., Labiatae. From New South Wales. Requires a greenhouse protection; flowers the latter end of summer; colour, pale blue slightly spotted with yellow. Requires sandy peat, and increased by cuttings. *Westringia*, from J. P. WESTRING, Physician to the King of Sweden.

The British Flower Garden,

Conducted by that well known botanist, MR. ROBERT SWEET. It is intended to represent the hardy plants of the flower garden that appear to be deserving of culture. The work is very valuable to the florist gardener. The number for February, 1833, contains the following plants:—

Mrs. Clarke (Clarke's) y. e.
 Othello (Brown's) d. c.
 Reform, y. e.
 Regalia, y. e.

Tiara, y. e.
 Valetta, l. b. sp.
 Victoria, y. e.
 William IV. (Clarke's) ro. m.

The Catalogue contains a great number of sorts, arranged on the above plan, from 5s. to £5 per hundred.—The prices affixed to the sorts.

The proceeds in the sale of the sorts described in the Catalogue, is for a benevolent purpose; this is not particularised, but from the character of the Rev. Gentleman, we hesitate not to say that it is one worthy of support, and we most heartily wish success to attend his efforts.

PART III.

MISCELLANEOUS INTELLIGENCE.

NEW AND VERY HANDSOME DAHLIAS, &c.

The accompanying Engraving of Mr. LEVICK's Dahlia we are enabled to state (from having grown the sort ourselves) gives a very correct representation of its striped crimson flowers; but the Plant, in addition, produces entire flowers of a rich velvet hue, and others of a fine light scarlet, the whole making a very striking and highly beautiful appearance. The plant is a most abundant bloomer, and grows from four to six feet high; it certainly merits a place in every collection of this truly splendid tribe of plants. Mr. Levick possesses a considerable stock of plants, and as we have frequently had the gratification of witnessing Mr. Levick's anxious desire to promote Floriculture, and for other persons to participate with him in the pleasures of Dahlia culture, we are persuaded that plants of this sort may be obtained at a very reasonable price. We have not heard Mr. Levick state the charge per plant, but as we know his object is not profit, we are persuaded the cost will be moderate, Mr. Levick possesses a number of other fine Seedling Dahlias, some of which are very superior. We hope to have the pleasure of giving in future numbers of the *Floricultural Cabinet* correct Engravings of several of them.

CONDUCTOR.

Mr. LEVICK's Address is, Pinstone street, Sheffield.

Mr. APPELBY, Florist, St. James's Gardens, Doncaster, has during the last summer been very successful in raising a number of most beautiful seedling Dahlias, among which is a pure yellow, rich crimson, and deep red, of the Anemone-flowered varieties; but the most striking of any is a striped Dahlia of the common class, the colours of which are as distinct as is usual in a per-

fect flaked Carnation. The ground colour (as it is usually called) is a light lilac, and each petal has a broad deep rose-coloured stripe, formed exactly up its centre. The specimen we saw in September last, was a very compact formed flower, and perfectly regular in its stripes, and merits the attention of every lover of these splendid flowers. When we visited the garden of Mr. APPLEYBY, we were struck with its arrangement and order; it reflects great merit on its possessor: the collection of handsome flowering plants was very extensive and select. We were pleased with the formation of a small structure for striking exotic cuttings in, and hope Mr. APPLEYBY will give us a plan of it for our Publication. His method, too, of substituting flat pieces of glass placed over the pots of cuttings, instead of bell glasses, was new to us. Previous to planting the cuttings, pots are filled one half or two-thirds, according to the length of the cuttings, so that the tops do not touch the glass, with soil or sand, &c. After the cuttings are inserted, watered, and allowed an hour or so to dry a little, the pieces of glass are laid flat over the pots. Mr. A. states the glass does not require drying, as is the case with bell glasses; thus much time and trouble is saved; he turns the glass once or twice a day; the method is simple, effectual, and cheap. Mr. A. cuts each glass to an octagonal form, by taking off the corners, so that he states it is not so liable to be disturbed as when square. Our esteemed friend Mr. MEARNS, Gardener to his Grace the Duke of Portland was, as far as we can ascertain, the first to adopt the above method, which he did when at the Duke of YORK's, Oatlands, 27 years ago; but Mr. MEARNS informs us he prefers the glass being left square, as being readier to take hold of, and the glass when no longer wanted for cuttings, is useful for glazing purposes, and thus no loss is occasioned. CON.

NEW DAHLIAS.

We shall give a List, in this and the next Number, of some of the best Seedlings of 1832. We have just received a List of Dahlias from Mr. WIDNALL, Nurseryman, Cambridge, and feel sorry it came too late for our pages this month. We question whether the collection is to be equalled in the kingdom; particulars shall be given next month. The following superior ones are in the possession of MICHAEL BREWER, Jun., Nurseryman, Cambridge.

Queen of the Whites, very fine.

New Camphor-scented white, very fine.

Lovely Ann, deep rose, centre petals pure white.

Incomparable Orange, shaded, and excellent formed flower.

Purpurea perfectissima, rich coloured, well formed.

Second Surprise, lively purple, very large.

Mrs. Austin, bright crimson red, quilled, excellent.

Ramoon Sammo, black, very fine.

Negro, superb black.

Queen of Belgium, white, tipped with purple.

La Favourite, orange and yellow, petals distinct.

Levitt's, lilac and crimson stripe.

Priscilla, white and lilac.

Orange and scarlet-striped.

King of the Yellows, very large and good.

The annexed are also fine sorts, now in the possession of Mr. BREWER, Sea-Nurseryman, Cambridge:—

Proteus, primrose and purple spotted.

- Juliet, very fine blush.
 Foster's Premier, large fine rose.
 Stone-coloured, dark spotted.
 Justina, very fine, splendid crimson.
 Rosea alba striata, very fine rose and dark lilac stripe, good formed flower.
 Mutabilia, crimson with black stripes.
 Catbushes, rose-leaved, fine striped.
 Fern's purpurea variegata, fine striped.
 Pencillia, white with purple stripes, very good.
 York and Lancaster, some flowers white, and others rose.
 Widnall's carna, very fine large purple.
 Noble grandissima, very fine dark.
 Beaute Perfect, very dark, with light crimson stripes, well formed flower.

REFERENCES TO PLATE NO. 2.

Veronica fruticulosa, flesh coloured shrubby Speedwell, Diandria, Monogynia, Schrophularinæ. Clusters of flowers spiked, many flowered, terminal, stems erect; leaves elliptic, lanceolate Britain, perennial, flowers in July.

Veronica saxatilis, Rock Speedwell, Diandria, Monogynia, Schrophularinæ. Clusters of flowers corymbose, of few flowers, stems decumbent at the base; leaves opposite, elliptical. Britain, perennial, June, July.

Lobelia speciosa, showy Lobelia. Pentandria, Monogynia, Campanulaceæ. This very showy hybrid is said to have been found in a garden in Ireland, growing in a border composed of *Lobelia fulgens* and *cœrulea*. It is a strong free growing plant. It is equally hardy with *Lobelia fulgens* and other North American species; readily increased by offsets. Soil, two parts peat, or vegetable earth, one of loam, and one of river sand. Plants of this showy *Lobelia* grouped among the scarlet and crimson species give it a very pleasing contrastedness of colour.

Hesperis speciosa, beautiful rocket, Tetrodynamia, Siliquosa, Crucifera. This beautiful little plant is from Siberia, quite hardy, perennial, grows six inches high, flowers April and May. *Hesperis*, from *esperis*, evening, several of the species being only scented at that time.

QUERIES, REMARKS, &c.

QUERY.—I have availed myself of the pleasure of visiting the gardens of many of our nobility and gentry for the last thirty years; the improvements effected in almost every department are to me quite astonishing, and on the part of many practical gardeners I could name, highly praiseworthy. I intend from time to time to send you the result of my observations and remarks. I have been very much pleased with the very marked improvement in the numerous beautiful varieties of my favourite flower, the Balsam, and of the superior manner in which they are now treated, the plants and size of flowers being so very much finer than what they used to be, even as late as a dozen years back. I shall be glad if any of the readers of the *Floricultural Cabinet* and *Florist's Magazine* would, through that medium, give me an account of the mode of management in producing flowers so superior. FLORA.

QUERY.—Being an admirer of that very handsome flower the *Gloriosa superba*, and not being able to bloom it any thing equal to what I recollect seeing in a garden in Nottinghamshire some years ago, I should be glad if any of your readers would inform me how to treat the plant, so as to flower it successfully, PRISCILLA.

QUERY.—I shall be glad to be informed how to treat the *Verbena Melindres*, so as to keep good plants through the winter, for turning out in beds during summer. I have failed nearly wholly for several winters. I took up old plants with balls entire, and potted them, also took off a great number



Veronica Frutescens



Veronica Saxatilis.



Lobelia Speciosa.



Hesperis Speciosa

- Cleóme róseum*, rose, 1½ft., June, August, P. B. rich loam.
 Do. *pentaphylla*, white, 2ft., June, August, P. sandy loam.
 Do. *speciosissima*, purple, 2ft., June, September, B. peat.
Commellina cucullata, blue, 2ft., June, September, P. B. light peat.
Gomphrèna, globe, *amaranthus*.
 Do. *globosa*, 2ft., June, October, P. or B., varieties as, purple, white, three color'd, two color'd, and striped.
Hibiscus africanus, white, dark centre, 2ft., June, September, P. B. rich loam.
Indigófera endacaphylla, scarlet, 1ft., July, September, P. B. rich loam.
Loása hispida, yellow, 2ft., July, August, P. B. sandy loam.
Lobèlia hypocraterifórmis, purple, 1ft., August, September, P. B. peat.
 Do. *genestràlis*, blue, 1ft., June, September, P. B. peat.
 Do. *grácilis*, dark blue, 1ft., July, October, P. B. peat.
Lessertia annua, red, 1ft., June, August, sandy loam.
Lophospermum erubescens, rose, climbing high, July, November, P. B. rich loam; though not an annual, it blooms abundantly the same season as sown; requires frame or greenhouse protection in winter.
Iðtus arenarius, yellow, 6in., April, P. B., sandy loam.
Manulea argentea, yellow, 1½ft., July, November, P. B. sandy loam.
 Do. *villósa*, white, 1ft., June, August, do. do.
Mimósa, humble plant.
 Do. *pubica*, purple, 2ft., to 4ft., July, October, P. rich loam; though not an annual it blooms freely first season.
Salpiglossis linearis, yellow, 1ft., to 2ft., July, light rich loam, P. or B.
 Do. *integrifolia*, rose, 1ft., to 2ft., July, August, do. do.
Sálvia foliòsa, blue, 1½ft., all season, rich loam, P. or B.

TENDER OR HALF HARDY ANNUALS,

Requiring to be sown on a gentle hot bed, or in pots placed in warmth, till the plants are up, and then may be removed to a cool frame or other sheltered place, or when an inch high be transplanted upon a warm border, or gentle hot bed, till the end of April or early in May, when they may be finally planted into the borders.

- Agératum mexicánum*, blue, 1ft., to 2ft., June, September, rich loam.
 Do. *angustifolium*, white, 1ft. June, August, do.
Anthémis arábicus, yellow, 1ft., to 2ft., July, September, do.
Anagallis indica, blue, 2ft., June, September, do.
Argemone albiflora, white, 1½ft., July, September, do.
 Do. *sulphurea*, sulphur, 1½ft., July, September, do.
Aster chinensis, or China and German Asters included; there are about 40 varieties, as red, white, purple, bonnet, early dwarf, black, superb red, superb white, quill'd white, quill'd red, quill'd blue, striped red, striped blue, striped rose, striped purple, blue, rose, &c. &c.
Athanasia annua, yellow, 1ft. August, November, rich loam.
Anchusa itálica, blue, 2ft. to 3ft., June, September, do.
 Do. *incarnata*, flesh, 2ft., to 3ft., do. do. do.
Ammobium alatum, white, 2ft., March, September, rich loam, not annual, but blooms well first year.
Astragalus reticulatus, blue, 6in., June, July, rich loam.
 Do. *brachyceras*, yellow, do. do. do.
Cárthamus tinctorina, orange, 2ft., to 3ft., June, July, sandy loam.
 Do. *oxycantha*, yellow, 1ft., to 3ft., July, September, do.
Callistèma indicum, blue, 2ft., July, September, rich loam.
Calceolaria pinnata, yellow, 2ft., June, October, do.
Cistus guttatus, yellow, dark spotted, 6in., June, September, rich loam.
 Do. *salicifolium*, yellow, 6in., June, September, do.
Clintonia elegans, blue, 6in., July, September, do.
Caléndula mexicána, yellow, 6in., June, September, do.

(To be concluded next Month.)

MONTHLY FLORICULTURAL CALENDAR

FOR MARCH.

ANNUALS, HARDY,—if the soil be moderately dry may be sown in warm parts of the country, or situations well protected, early in the month, but in cold places not until the end of the month; for if the seeds of many sorts have begun to vegetate, and frost operate upon them, they are often destroyed. The best method of sowing the small seeds in patches is, to have a quantity of finely sifted soil; spread a portion where desired, after scattering the seeds, sprinkle a little more soil over them, and then press it closely upon the seeds, which will assist them in vegetating properly.

ANNUALS, TENDER—(see list, page 21.)—Such as have been sown and may be up, should have all possible air given to prevent their being drawn up weakly. In watering those in pots they must not be watered over the tops, or many of the sorts will be rotted by it. The best method is to flood over the surface of each pot, always using water that is new milk warm. Those annuals sown in frames must be watered (when requisite) with a very fine syringe, or pan rose to sprinkle with; but the best plan is to take advantage of gentle rains. For any seeds yet requiring to be sown use fine soil pressed to the seeds, and when convenient, place the pots (if used) in moist heat till the plants are up.

AURICULAS.—Those requiring top dressing should be done immediately, by taking off about two inches deep of the top soil, and replace it with some very rich, more than one-half of it should be rotten cow dung two years old, and the rest loam and sand. Immediately after this dressing let the soil be well settled by a free watering. By the end of the month the unexpanded blossoms will be nearly full grown; no water must be allowed to fall upon them, or the blossoms would be liable to suffer injury by it. All possible air may be admitted to the plants during the day, only screen from cutting frosty winds.

CARNATIONS.—At the end of the month, the last year's layers kept in pots or beds during winter, should be planted off into large pots 12 inches wide at the top, 6 at the bottom, and 10 deep. In each pot three plants may be placed triangularly, not planting deeper than to fix them securely. The following compost is most suitable:—2 barrows full of fresh yellow loam, 3 of well-rotted horse dung, and half a barrow full of river sand, well mixed; plant in it without sifting, but breaking very well with the spade; place the plants in a sheltered situation out of doors.

DAHLIAS—If not already put into excitement, should be done as early as possible, (see page 3.) Seeds should also be sown, placing them in a hotbed frame till up.

HYDRANGEAS.—Cuttings may now be taken off, cutting off the tops of any shoots that have very plump leading buds, about one inch below the bud of each cutting. These inserted, each into a small pot, and placed in moist heat, will soon strike root, and will, with future proper treatment, bloom one fine head each, most strikingly beautiful.

PELARGONIUMS.—Cuttings now put in, struck in a hotbed frame, and potted off as soon as they have taken root, will bloom during autumn.

POLYANTHUSES—should now be top dressed, as directed for Auriculas, only the soil used need not be so rich. Seed may now be sown; the best method is to raise it in heat, harden gradually, and transplant when large enough.

RANUNCULUSES—should now be planted, taking care no fresh applied dung is in the soil, nor should the ground to plant in be lightened up more than two inches deep. The soil of the bed should be half a yard deep at the least. The best roots for flowering are such as have the crowns high and firm, with regular placed claws.*

ROSE TREES—not yet pruned, if allowed to remain untouched till the new shoots of the present coming season be about an inch long, and be then short-

* Since writing the above, an excellent method of cultivating this delightful flower has been given us; it will appear next month.—CONDUCTOR.

ened by cutting back all the old wood to below where the new shoots had pushed, the dormant buds will then be excited, and roses will be produced some weeks later than if pruned at a much earlier season.

TUBEROSES—should be planted, one root in a small pot, using very rich sandy soil; the pots should be placed in moist heat till the plants are up a few inches, then they may be planted into larger pots, and taken into a stove, and finally into a greenhouse.

TULIPS.—At this season such as happened to be affected by canker will appear sickly, the roots should be examined, and the damaged part be cut clean out. If left exposed to sun and air, the parts will soon dry and heal. Avoid frosty air getting to the wound by exposure.

PLANTS IN FLOWER IN JANUARY,
IN THE NURSERY OF MESSRS. CHANDIER & BUCKINGHAM, VAUXHALL.

Generic Name.	Specific Name.	Colour of Flower.	Shrub, tree, herbaceous, or annual	Stove, Greenhouse, or hardy.	Sweet Scented.
Prunella	sinensis	white & pink.	Herbac.	Greenhouse.	
Corræa	speciosa	red.	Shrub.	ditto.	
Ditto	alba	white.	ditto.	ditto.	
Daphne	hybrida	purplish red.	ditto.	Hardy.	sw. sc.
Bauera	rubrioides	red.	ditto.	Greenhouse	
Gnidia	simplex	yellow.	ditto.	ditto.	sw. sc.
Boronia	pinnata	pink.	ditto.	ditto.	
Polygala	cordata	purple & white	ditto.	ditto.	
Ditto	heisteria	ditto.	ditto.	ditto.	
Ditto	latifolia	ditto.	ditto.	d.tto.	
Grevillea	Bauerii	yellowish gr.	ditto.	ditto.	
Ditto	resmarinifolia	red.	ditto.	ditto.	
Lechenaültia	formosa	dark orange.	ditto.	ditto.	
Ditto	oblata	orange.	ditto.	ditto.	
Cyclamen	seguum	purplish red.	Bulb.	Hardy.	
Ditto	verum	ditto.	ditto.	ditto.	
Fuchsia	microphylla	red.	Shrub.	Greenhouse.	
Linum	trigynum	yellow.	ditto.	Greenhouse.	
Linum	flavum	yellow.	ditto.	Hardy.	
Jasminum	grandiflorum	white.	ditto.	Greenhouse.	sw. sc.
Acacia	lophantha	yellow.	ditto.	ditto.	
Pimelæa	decussata	pink.	ditto.	ditto.	
Epacris	grandiflora	red & white.	ditto.	ditto.	
Ditto	rosea	rose colour.	ditto.	ditto.	
Ditto	nivalis	white.	ditto.	ditto.	
Coronilla	glauca	yellow.	ditto.	ditto.	
Erica	grandinosa	white.	ditto.	ditto.	
Ditto	gracilis	red.	ditto.	ditto.	
Ditto	Bowera	white.	ditto.	ditto.	
Ditto	cerinthoides	red.	ditto.	ditto.	
Ditto	colours	white & pink.	ditto.	ditto.	
Ditto	mammosa	pink.	ditto.	ditto.	
Ditto	mutabilis	ditto.	ditto.	ditto.	
Ditto	multiflora	white.	ditto.	ditto.	
Ditto	exurgens	orange.	ditto.	ditto.	

We hope to give a list and description of the beautiful Camellias which will be in flower during the next four months at this Nursery.

THE
FLORICULTURAL CABINET,

APRIL 1st, 1833.

PART I.

ORIGINAL COMMUNICATIONS.

ARTICLE I.—*On the Culture of the Ranunculus.* By
MR. C. R. CARR.

Seeing by your Introductory Remarks in No. 1. of the *Florist's Magazine*, that it is your anxious wish to obtain and spread the knowledge of any successful results in the culture and management of flowers, I herewith send you the details of my mode of treating that most lovely plant, the *Ranunculus asiaticus*, or garden *Ranunculus*, which I cultivate to the extent of many thousand roots. The plan I here detail is what I have practised for some years; it has never failed of affording me an exhibition of vigorous fine headed flowers; and to view my beds when blossoms are in perfection, displays in miniature the closeness and evenness of a fine field of corn, with all the varied brilliancy of colours which comprise my stock of thousands of flowers out at the same time.

It is a widely circulated, and an old entertained opinion, that the flowers will become exhausted in a few years if planted in the same sort of soil; but I hesitate not to say, if treated as stated below, that they will progressively improve.

The piece of ground I select in which to plant my roots nearly level; this I choose for the purpose of receiving and retaining a regularity of moisture which very sloping ground does not admit. The soil is from eighteen inches to two feet deep, it is a strong loam upon a dry sub-soil. About the middle of October, I form my bed, making it about three feet broad, when much wider it is difficult to reach to flowers near the middle of the bed; having trenched it over, and levelled the surface, I take night

soil fresh from the privy, and spread it entirely over the bed about half an inch deep; this I leave exposed, the rains of autumn and winter wash it down into the soil below before the planting season arrives.

About the first week in March, when the weather permits, (if not then, as early afterwards as possible) I prepare for planting. I now stir over the surface of the bed, digging it not more than two inches deep. This is of importance to the success of the plants. I have invariably found that when the soil of the bed was lightened up much depth at this time, that a bad bloom (if any) was sure to be the consequence; but when left as firm as it settles to from October to March, and only the surface turned over as above stated, no uncertainty followed, but a regular vigorous bloom was obtained. After the soil is turned over and levelled, I draw drills lengthways of the bed, each about one inch and a half deep, and four inches apart in the rows. I have seven rows in a bed, and the outer rows are six inches from the sides. After the rows are drilled, I sprinkle in the bottom of each a small portion of sifted road scrapings of a sandy nature, or river sand. I then place my roots in the drills at one inch and a half apart, and sprinkle a little more sand or gravel over the claws and crowns of the roots. In covering the roots, I am very careful to do it with soil of a similar kind not sifted at all, but broken fine by the spade. I cover the crown of the roots EXACTLY one inch and a half deep, this I ascertain by placing a few levelling stakes before covering, and smoothen over the bed with the back of the spade. I have uniformly found that when the roots were covered as deep as two inches, that a production of roots above the crown of the old roots was the consequence, and the old roots perished; from which circumstance no bloom appeared that season, and the young roots generally decayed before taking up time. Nothing more is required to be done to the beds till the leaves of the plants are all above ground, when on a dry day, the soil which will have been lightened up by occasional frost, and by the leaves and stalks protruding through the surface, must now be pressed very closely and firmly by the hand about the roots. In dry weather the beds will require watering. I never pour water upon them in the broad cast manner, for if so applied the plants are certain to sustain injury. I am always careful to pour it between the rows, and not to touch the foliage.

Early in May I begin to shade my beds by an awning spread over a fixed frame, four feet high at the sides, and six at the centre; this covering is taken off at nights, and on all cloudy days, to prevent the plants being drawn up weakly, and thus render the stems unable to support the flowers. When the flowers are expanded, the covering is kept over day and night, and when required, I have a protection for one or both sides so as to screen from the injury of either sun or rain.

After the flowers have decayed no water is given, but the roots are allowed gradually to mature. When the foliage is nearly withered, I take up the roots, retaining a little soil to each, this prevents them drying too rapidly. I place them in a warm airy room till the soil adhering is quite dry. I then pick them clean, and separate the offsets from the parent roots, and keep them in an open drawer with ribbed bottom and sides, having the drawer kept where frost or damp cannot affect the roots.

C. R. CARR.

March 2nd, 1833.

ARTICLE II.—*Observations upon the treatment of a Plant of Passiflora edulis, &c. with an account of its produce of fruit, &c.* By MR. SHARMAN, Syston Park, near Grantham.

In April 1830, I planted out a very small seedling plant of *Passiflora edulis* in a border at the back wall of a plant stove. The border is two feet six inches wide, and the same depth, and is continued the length of the stove. The soil is equal parts of loam, leaf mould, and earth from decayed vegetables, the refuse of the kitchen garden. The plant grew very rapidly, and produced seven hundred and eighty four fine fruit the first summer, the last fruit was gathered in December. I then desisted from giving the plant any water for about a month. After that time I cut the shoots well in, and gave the plant a great supply of water, it then made very vigorous shoots which covered the back wall, both ends of the stove, and nearly met along the front. It was also trained under the glass so as to cover the back walk, the shoots hanging pendant for four or five feet. It had a very singular and highly beautiful effect when loaded with its fine brown fruit, the size of an egg. This afforded a supply for desert for about five months.

Being desirous of giving the plant a greater space for its growth, and thus afford us a longer succession of fruit, I therefore took a square out of the partition, and trained a shoot into the greenhouse, which has now nearly covered the back wall, and has there produced upwards of three hundred fruit, some of which are not now quite ripe. The plant has this season produced more than one thousand fruit. It now covers a space on the back wall of seventy feet long by fourteen feet high, in addition to the ends of the stove, &c., as before stated, and has thus extended itself in less than three years.

To insure a good crop of fruit, the first flowers which appear in April should be impregnated. The plant is remarkably clean, never having

seem an insect upon it; the leaves are used for garnishing, and the fruit very much valued, being of a peculiar delicious flavour.

I have a plant of *Passiflora quadrangulæris* planted in a corner of a bark bed in the same plant stove; it has ripened its fruit, each weighing two pounds and a half, but the flavour of them was much inferior to the *edulis*. The *Combretum purpureum* in the same bark pit flowers all the year round. The *Alpinia nutans* turned out in another corner of the pit has bloomed superbly, sending up six or seven very strong spikes of flowers at the same time.

About three years since I turned out into a border in the Conservatory here, a plant of *Brugmansia suaveolens*, it is now twelve feet high, and has from three to four hundred flowers at the same time. The *Azalea indica*, *alba*, *hybrida*, *phœnicea* are also turned out in the same borders and they have grown amazingly, and are for a considerable season one mass of flowers. The soil of the border is equal parts of loam and peat, the bottom well drained.

JOHN SHARMAN.

Syston Park, near Grantham, Feb. 20, 1833.

ARTICLE III.—*On the Cultivation of Bouvardia triphylla, and Bouvardia Jacquinnii.* By MR. JOHN FERGUSON.

There are no plants more deserving of cultivation in the Flower Garden than *Bouvardia triphylla*, and *Bouvardia Jacquinnii*, flowering most profusely in the open borders, and their very graceful trumpet shaped flowers, formed in trusses, render them peculiarly suitable for ornamenting a flower garden. The duration of their flowering season is from June till November, and the nearer they approach the end of the season the more abundantly they blossom, and the more splendid is the appearance.

Two quite distinct plants are about in the country under the name *Bouvardia triphylla*, one has smooth glossy dark green leaves, the other sort has foliage of a much paler green and very pubescent, (downy) and the leaves are less than the smooth sort. In the Botanical Register t. 107, the latter sort has been described as *Bouvardia triphylla*, variety, *pubescens*; but since it was inserted in that publication, it has been distinguished as a species, and denominated *Bouvardia Jacquinnii*; the latter sort is the most free in flowering, but the blossoms of the other are of a more lively scarlet colour. Either sort is easily propagated by cuttings inserted in sandy loam, and placed in a frame on a slight

hot-bed ; the best cuttings for the purpose are young shoots about three inches long, taking them off close to the old wood, these are potted off when struck, singly into small 60 sized pots, and are kept growing in the greenhouse during summer.

About the end of April or first week in May, if danger from frost is not apprehended, I turn the plants out of the pots with entire balls, into flower beds having a very rich light soil. The *Bouvardia triphylla* grows higher than the other sort, I therefore plant two or three rows at the middle of a bed with that kind, and the other rows with the *Jacquinnii*, this arrangement of the plants gives the bed a very superior appearance to a flat surface. When I plant only one sort in a bed, I plant the tallest in the middle, and lesser ones at the sides ; this is easily effected by cutting in the old plants more or less as required for the purpose. Plenty of water is given the plants during the summer season. When at the end of the summer frost is apprehended, I take up the plants out of the beds retaining all the soil and roots I can with each plant, then pot them in a good rich soil, and after being well watered, I take them into the greenhouse. Here they generally flower till the end of the year. When I wish to increase the number of plants, I put a few of the old plants into a little heat either in a stove or hot bed, about the end of March ; when the shoots have pushed a desirable length for the purpose, they are taken off and otherwise treated as above described.

Feb. 22d, 1833.

JOHN FERGUSON.

ARTICLE IV.—*On cultivating the Lupinus muta'bilis.*

By Mr. F. F. ASHFORD, Head Gardener to P. L. BROOKE, Esq., Mere Hall, Knutsford, Cheshire.

The *Lupinus muta'bilis* was introduced into this country in 1819. It grows from four to six feet high and spreads proportionably. The flowers are of a pale blue at first, changing to yellow. Whether the beauty of the flowers, their fragrance, or the handsome foliage of the plant be regarded, each alike renders it highly deserving of general cultivation.

In the mode of treatment I pursue, it becomes a most beautiful shrub for planting out singly upon lawns, flowering for several successive years. Humbly hoping that a description of my practice may be in some degree useful to a portion of the readers of the *Floricultural Cabinet*, I transmit it for insertion therein.

In the beginning of March I sow the seeds in pots of good rich light soil, plunging them up to their rims in a frame upon a fresh hot bed, keeping the lights closed, and shaded when the sun is powerful, till the

plants make their appearance. I then supply them plentifully with water, and admit a free portion of air, in order to make them strong. When they appear in the second leaf, I pot them off singly into good sized pots and place them in a greenhouse, where they remain till they are grown to about twelve or sixteen inches high.

When the weather is become mild and warm, (say the middle of May) I prepare the places where I purpose planting upon the lawn, or flower garden, by removing the subsoil to the depth of two feet six inches, and about two feet square, filling up each space with prepared soil, composed of equal parts of loam, rotten dung, and peat or leaf mould, the whole well chopped and mixed together. The plants are turned out with their balls entire, the ends of the shoots are pinched off, and a good watering is given to settle the soil round the ball of each plant.

I am now particularly careful to have each plant well secured so that they be not broken by boisterous winds, for if not well fastened, being brittle, they are liable to be much disfigured. I am also attentive to preserve the plants from vermin, as slugs, &c.

In the subsequent treatment I am particular to give them a regular supply of water, for their success entirely depends upon it.

When the flowering is over and frost commences, I take off the extremities of the branches, and protect the plants by means of stakes and mats. The main stems are also particularly attended to, protecting them by binding them round with hay bands, for if this part of a plant is damaged by frost, the plant seldom or ever recovers.

The mats are removed in mild weather, to allow all possible fresh air at such a time; if this is not done, the buds are apt to push weakly: care however is taken to cover the plants at the approach of frost.

In the spring when all apprehension of strong frost is over, I uncover the plants, and cut each shoot of the preceding summer down to a couple of eyes, the subsequent treatment for the remainder of the season is as above specified.

By the above treatment to *Lupinus muta'bilis*, I have seen it flower most profusely and beautifully for many successive seasons.

F. F. ASHFORD.

Mere Hall, Feb. 16th., 1833.

ARTICLE V.—*On the Culture of the Lagerstræmia i'ndica.* By a LOVER OF FLOWERS.

There is no plant that I am acquainted with more deserving attention than the *Lagerstræmia i'ndica*, and yet scarcely any plant is more neglect-

ed in its cultivation ; the reason of its neglect can only be accounted for from the circumstance of never having seen it cultivated so as to exhibit its beautiful flowers. I am very confident that every person who has seen it bloom to perfection will agree with me when I state, that it is one of the finest hot house plants, and highly deserving much more attention than it generally receives. It is not very uncommon to find large plants having the appearance of a badly transplanted scotch fir, quite brown, and totally destitute of blossom year after year. However I can most confidently state that if the following mode of treatment be practised, it will amply repay for the trouble, by a profusion of lovely, simple, elegant flowers.

Lagerstræmia indica is a deciduous plant, consequently it undergoes internal and external changes to a greater degree than if it had been an evergreen ; in consequence of which the plant in October is removed from the hot house to a cool place in a green house and there kept in a dormant state till the first week in February. I then turn the plant out of the pot and partly disroot it. I afterwards re-pot it, using a rich sandy loam, and then plunge it in a hot bed frame at from 60 to 70 degrees of heat.

As the young shoots advance in length, air and water is admitted according to the state of the atmosphere. The plant is kept growing in this temperature until May, when the heat is raised to 70 or 80 degrees which soon cause it to produce blooming buds in abundance. As soon as these appear a little perfected, the plant is removed to the plant stove or conservatory, where the flowers exhibit themselves to the admiration of all who view them.

When the blooming is over, the plant is again removed to a hot bed frame, which causes the foliage to assume a beautiful green hue, which if not done, the foliage would soon be very brown. I have had plants in blossom from June to October, by taking them into frames successively and otherwise treated as above. The sized pots I use are small thirty-twos. Plants are easily increased by cuttings, taking off young shoots in May, before the blossoms appear, inserting them in sand and loam, and plunged in a hot bed frame, shading when necessary, they very soon take root, and are treated in all respects as otherwise described.

Feb. 5th. 1833.

A LOVER OF FLOWERS.

ARTICLE VI.—*On the treatment of the Mimosa pudica or Humble Plant.* By MR. J. ROCK.

The *Mimosa pudica*, or Humble Plant, I often notice cultivated in stoves, but have not seen it grown in any other place anything near the

state of perfection it arrives at with me. I scarcely ever saw a plant elsewhere more than one foot high, whilst I have every season plants that attain from two to three feet in height, and spread proportionably. The beautiful foliage, singularity of its closing and dropping to the touch are not all the attractions my large plants have, for they bloom finely for months together, having upwards of a hundred heads of its fine white blossoms out at the same time.

The following is my mode of treatment. I sow the seeds about the first week in February in a pot of light rich soil, and place it in a hot bed frame. I sow three seeds in a 24 sized pot. When the plants are up about an inch high, I pull up all but one; this I allow to grow in the frame till it is several inches high, and becomes a spreading plant.

It may not be amiss to notice, that I have never found the plants to succeed well when transplanted out of the seed pot.

On the first of June I removed the plant into a green house where it flourished till the middle of September, it was at that time taken into a pine stove, and placed upon the pit wall, the heat of which was kept at from 60 to 65 degrees. At the end of January I commenced forcing cucumbers and melons; as soon as the violent heat had subsided, I put the *Mimosa* into the frame giving it a pot two sizes larger, where it remained till April; it was then taken into a vinery, kept at from 68 to 72 degrees, and during the summer attained the size and beauty above stated. Although I have only described the treatment as applying to the treatment given to one plant, I have several more all of which are equally vigorous. I sow seeds every spring, so that I have a succession of plants for every summer. I have raised plants by taking cuttings from the old plants at their second year's growth, and I find that by this means I can keep them perennial. The old plant usually dies the second winter.

J. ROCK.

Feb. 12th, 1833.

ARTICLE VII.—*On the Culture of the Dahlia.* By VERTUMNUS.

The floral world are considerably indebted to you for the production of your little Work on Floriculture; a work at the moderate price of your publication being much wanted. I subjoin a few remarks on the culture of the Dahlia, (suggested by the communication of your Nottingham Correspondent,) which I shall be happy to see in your next, if you think them worth notice.

His method must of course answer very well, if extensive propagation be not the object; but in the case of new and scarce sorts, would hardly supply a sufficient number of plants.

It is, of course, well known to most of your readers who cultivate this flower, that the usual course is to keep the parent stool in heat, taking off the shoots as they arise, until a sufficient supply is obtained. A ridge of bark is the best for this purpose, as it retains the heat longer than dung; but a dung bed is far preferable to strike the cuttings in, which will bear almost any heat, if ventilation is also attended to.

The best time to take off the cuttings is when they have become slightly ligneous, but before they have become hollow, or, as it is termed, "pipy," in which state they are extremely difficult to strike. I invariably find that in dividing a long cutting into two, the part next the old root strikes long before the top of the same shoot—a satisfactory proof that my idea is correct.

A stiff clayey loam will, to a certainty, produce the finest flowers, though probably not in such abundance. This fact I have in many instances seen demonstrated.

As to manure, I consider it should not (if the soil be not materially exhausted) be applied at the bottom, as it tends to cause such a luxuriant growth, that the plant runs to wood without producing a satisfactory show of bloom. But when the plants begin to exhibit signs of flowering, it may be then advantageously applied at the top, either in the shape of manured water, or by placing a quantity of dung close round the stems, and conveying its invigorating powers to the roots by means of the watering pot. This has also the advantage of keeping the ground about them moist, in which they much delight. I find a little peat mould (such as heaths grow in) materially tends to the development of stripes or spots in such flowers as possess these properties.—This should be mixed with the soil in the bottom of the hole in which they are planted. Allow me to add, that plants raised by dividing the root, will make a much more plentiful supply of shoots the next year than those raised from cuttings; every dormant eye in the old root forming a crown, round which the eyes of the following year will be found to rise.

London, March 1st, 1833.

VERTUMNUS.

P.S. It may perhaps be an acceptable hint to some of your readers, who may not have the best convenience for wintering these roots, to take care to have duplicate plants in pots, which should remain there all the winter; these plants will generally survive when the large roots are destroyed.

PART II.

REVIEWS.

The general Management and Propagation of Stove, Green-house, and Hardy Herbaceous Plants, Hardy Trees and Shrubs, with the Soils best suited to their growth. By Mr. JOSHUA MANTELL, Surgeon. Octavo, 35 pages. 5s. 0d.

It appears to be the object of the author of the work before us, to describe the best mode of propagating plants, and to give a description of the soil best suited to the growth of each. To effect this, very considerable pains have been taken to extract from other publications only such portions as are really useful; these, with the author's own concise and valuable remarks, comprise more Floricultural information than we believe is given in the same limits in any other work.

In addition to general directions for the culture of plants in each department, as the title of the work imports, alphabetical tables are given descriptive of the soil suited to each genus of plants, and of the best mode of propagation. The author assumes that every SPECIES of each GENUS requires the same treatment, and the tables are thus arranged. We do not agree with the author in this particular; for although with a number of the genus's of plants it may be correctly applied, yet both the mode of propagation and suitable soil which some species require, is very different from others in the same genus. However, as much is effected in the limits of the work as probably could be done.

The number of species included in the genus's, for which soil and propagation directions are given, is about thirty thousand. We also think the classification of the plants, "as given in a diagram," might be improved.

In giving a description of the tables, we shall quote the author's own instructions. There are descriptions given of 14 kinds of soil, each indicated by a capital letter, and 21 modes of propagation described by figures. The following is an illustration:—Abròma, among Stove plants, opposite to this we find I.G. E. On referring to the modes of propagation, it is stated, the plant may be raised 1 by seeds, 6 by cuttings of the young wood, planted in sand under a bell glass, and placed in a shady part of a Green-house, or Stove. Under soils, E indicates equal parts of loam and peat, as proper soil for the growth of the genus. A indicates annual, B biennial, H hardy, T tender, G green-house, S stove. Annuals and Biennials being generally propagated by seeds, their habits and places of habitation are only given. After the tables, very useful methods of cultivating several particular genus's of plants—as Dahlia, Rose, Carnation, Tulip, &c. are given. We cordially recommend the work to our readers, particularly to young gardeners, apprentices, &c.

Plants figured in the following Periodicals for March, 1833 :—

Botanical Magazine. By MR. CURTIS and DR. HOOKER. Price 3s.6d. coloured.

1. *Gongora atropurpurea*, dark flowered, class Gynandria; order, Monandria; natural order, Orchidæ. This rare plant was introduced by CHARLES PARKER, Esq., into the Liverpool Botanic Garden, and brought from Demarara. It is stated to be the same species as the *G. atropurpurea* figured in the Exotic Flora, from Trinidad. Flowers of a brown purple, or chocolate colour, slightly spotted with dark brown spots. Culture: thrives when planted in rotten wood, increased by division of plant. *Gongora*, in honour of A. C. GONGORA, a Spaniard.

The present plant is closely allied to the genus, *Cirrhaea* of MR. BROWN, the latter genus includes the *Cymbidium dependens* of MR. LODDIGES, and DR. HOOKER's *Gongora viridi purpurea*, and MR. LINDLEY attributes a stigma occupying the apex of the column, and the anther situated at the back of the column; but whatever may be the case with the *Cirrhaea Loddigesii*, (*Cymbidium dependens*) DR. HOOKER states that in the *C. viridi purpurea*, the proper situation of the anther is to be terminal, though frequently when detached it is suspended at the back of the column; the same peculiarity is observed in *G. atropurpurea*.

2. *Coburgia fulva*, tawny coloured, Hexandria, Monogynia, Amaryllidæ. This plant is grown in the fine collection of JOHN WILLMORE, Esq., Oldfield, near Birmingham. It is probably a native of South America. Flowers, of a tawny orange colour. Culture: it thrives in rich mould and peat, in a temperature of 45 degrees; propagated by parting the bulbs. *Coburgia*, in compliment to PRINCE LEOPOLD OF SAXE COBURG, now King of Belgium.

3. *Myrsine capitellata*, cluster flowered, Pentandria, Monogynia, Myrsinæ. A stove plant, the flowers are yellowish green, of very little beauty, the foliage is large and handsome. The plant was brought from Nepal in 1828. It thrives in peat and loam, and is increased by cuttings. *Myrsine*, a Greek name, synonymous with Myrtle.

4. *Eugenia trinerviâ*, three nerved, Icosandria, Monogynia, Myrtacæ. A much branched green house shrub from New South Wales in 1824. Flowers, white, very small. Culture: it thrives in sandy peat, propagated by cuttings. *Eugenia*, in honour of PRINCE EUGENE OF SAVOY, a patron of Botany.

5. *Symplocarpus fe'tidus*, stinking skunk weed, or skunk cabbage; Tetrandria, Monogynia, Aroidæ. It is a native of North America, consequently perfectly hardy; it was introduced in 1735. Flowers, outside of spathe yellow spotted with purple, inside blackish purple. Culture: common garden soil, increased by seeds. *Symplocarpus*, from *scemploke*, an union, and *karpos*, fruit, from their being combined with the receptacle into one body.

6. *Begonia reniformis*, kidney leaved, Monœcia, Polyandria, Begoniacæ. This plant is probably a native of Brazil, it is a stove plant. Flowers, white, very small, transparent. Culture: thrives in peat and loam, propagated by cuttings. *Begonia*, in honour of M. BEGON, a French promoter of Botany.

7. *Ledebœria hyacinthina*, hyacinth like, Hexandria, Monogynia, Smilacina. A small bulbous stove plant, a native of the East Indies, growing in moist pasture grounds, where the ends of the leaves curve backwards, touch the soil, take root, and produce new bulbs. Flowers, small, greenish white. Culture: rich mould and bog soil, increased by offsets. *Ledebœria*, in honour of F. F. LEDEBOUR, Author of *Flora Altaica*.

Botanical Register. By J. LINDLEY, Esq. Price, 4s. 0d., coloured.

1. *Crimson creeping Cereus*, Icosandria, Monandria, Cactææ. This most beautiful hybrid Cactus was raised a few years ago by MR. MALLINSON, Gardener to SIR SAMUEL SCOTT, from seed of *Cactus speciosissimus*, fertilized by

Cactus flagelliformis. The flowers are of a fine rosy scarlet, having the brilliancy of colour of its female parent, combined with the prolific constitution and trailing habit of the male. It is a hardy green-house plant. Culture, sandy loam and peat, increased freely by cuttings. *Cactus*, a name applied by Theophrastus to a spiny plant.

2. *Maxillária racemósa*, raceme flowered, Gynandria, Monandria. Orchideæ. This rare little *Maxillária* is from Rio Janeiro, sent by Mr. WILLIAM HARRISON. It is very delicate to cultivate even by the most skilful. It has flourished for a short time planted in moss, and suspended in a pot from the rafters of a stove, in the garden of the London Horticultural Society. Flowers, greenish yellow, with a crimson dotted lip. Culture, increased by offsets. *Maxillária*, from the Labellum resembling the maxillæ of insects.

3. *Calochórtus luteus*, Hexandria, Trigynia. Liliacæ. It was discovered by Mr. DOUGLAS in California, and sent to the London Horticultural Society's Garden, in 1831; it is a hardy plant. Flowers, two or three, terminal, yellow, with green centre; sepals green. It is a pretty plant flowering in September and October. The blossoms continue unfading for a week or ten days. Culture, it thrives in sandy peat, and is increased by offsets. *Calochórtus*, from kalos, handsome, and chortos, grass. Mr. LINDLEY adds, we refer *Calochórtus* to Liliacæ on account of its apparent affinity to *Fritillaria*; it nevertheless differs in a very remarkable manner in having its sepals distinctly leafy, in which particular it approaches Commelineæ.

4. *Duváua ovata*, ovate leaved, Polygamia, Monœcia. Anacardiaceæ. An evergreen shrubby plant from Chili. If trained to a wall and sheltered in winter, it succeeds in the open air, being about as hardy as myrtles. Flowers, very small, octandrous, greenish white. Culture, it will grow in any situation dry in summer, and well drained in winter, increased by cuttings of ripe wood struck in sand under glass in a gentle heat. *Duváua*, so called after M. DUVAU a French Botanist.

5. *Oncidium Harrisonianum*, Mrs. ARNOLD HARRISON's *Oncidium*, Gynandria, Monandria. Orchideæ. This very handsome and distinct species was found on the Organ Mountains of Brazil, by Mr. WILLIAM HARRISON. The plant is easily recognized by its fleshy, slightly channelled recurved leaves, each of which is placed upon a little pseudo bulb. The panicles of flowers are about a foot high, and arranged in a graceful manner. Colour, sepals yellow with dark brown spots; labellum yellow. Culture, planted among moss and rotten wood, it grows freely; increased by division of the plant. *Oncidium* from Ogidion, a tubercle; two prominences on the lip.

6. *Papáver persicum*. Persian Poppy, Polyandria Monogynia. Papaveraceæ. Seeds of this Poppy were received by the London Horticultural Society, from Mr. OTTO of Berlin. It is an annual, which would be pretty if its petals were not so quickly deciduous. It grows 1½ feet high, flowers in June and July. Flowers—white, with green at the centre. Culture. It is easily propagated by seeds. Soil—rich mould. *Papáver*, so called, because it was usually mixed with the pap, PAPA, given to children in order to procure sleep. The word Opium is derived from the Greek Opos, juice; it being the inspissated juice of the Poppy.

7. *Aster adulterinus*. Glossy Aster, Syngenesia, Polygamia, Superflua. Compositæ, a native of North America; a hardy perennial, flowering in September; colour, pale lilac; grows 1½ feet high. It increases freely by division of its roots, and will grow in almost any soil or situation. *Aster*, from a Star, resemblance of flowers.

The British Flower Garden.—By Mr. R. SWEET. Monthly, price 3s. 6d. coloured.

1. *Calophànès oblongifólia*, spotted flowered, Didynamia Angiospermia. Acanthaceæ. A dwarf, tufted, herbaceous perennial, with numerous simple, slender, obtusely four cornered stems, about six inches high. It is a very beautiful flowering plant, and well merits extensive cultivation. Flowers,

funnel shaped, somewhat campanulate, fine azure blue, with the lower lobe marked with numerous irregular purple spots. It is a native of Carolina, and has been recently introduced into this country by Mr. DENNIS, Florist of Chelsea. The genus is essentially distinguished by having an ovarium with two seeded cells, and the anthers spurred at the base. Culture. It requires loam and peat, and is readily increased by parting the roots.—*Calophanes*, from Kalos, beautiful, and phano, to appear, beautiful appearance.

2. *Bartonia albescens*. White stalked, Polyandria Monogynia. Loasææ.—Discovered originally by Dr. Gillies, occupying dry water courses in Mendoza. The genus is chiefly confined to the western regions of North America; this being the only one found in the southern hemisphere. The plant is annual, grows from 1 to 3 feet high, flowers solitary, pale yellow. Culture. Sandy loam, increased by seeds.—*Bartonia*, in honour of Dr. S. BARTON, Professor of Botany.

3. *Ænothëra concinna*. Pencilled Tree Primrose, Octandria Monogynia. Onagrarizæ. This very pretty dwarf species is a native of Chile, and was introduced last year from seeds collected in that country, by Mr. CUMING. It is a handsome hardy annual, of easy culture. Flowers, pale rose colour, about twice the size of those of *Æ. rosea*. Culture. Flourishes in rich mould, and increased by slips or seeds. *Ænothëra*, from Oinos, wine, and therā, a catching; acquired smell.

4. *Liättris odoratissima*. Vanilla scented Liättris, Syngenesia Polygamia Æqualis. Compositæ. A hardy perennial, native of Carolina. It was cultivated in this country twenty years ago; but the plant had disappeared, until introduced last year by Mr. DENNIS, Grosvenor Row, Chelsea. The plant possesses a delightful fragrance, resembling recently cut hay, which is diffused some distance. Flowers—purple, numerous; flowering from September to November. Culture. It requires a peat soil, and to be freely supplied with water when growing; it is readily increased by parting the roots. *Liättris*, meaning unknown.

The Botanic Garden. By Mr. B. MAUND. Monthly. 1s. 6d. large; 1s. small. Coloured.

1. *Nëja grácilis*, slender nejā, Syngenesia, Superflua. Compositæ, from Mexico. Hardy perennial, introduced in 1828, grows one foot high, flowers in August, September. Flowers, yellow, which are produced abundantly.—The word *Nëja* without meaning.

2. *Zinnia tenuiflora*, narrow petaled zinnia, Syngenesia, Superflua. Compositæ, from Mexico. Hardy annual, introduced in 1799; grows two feet high, flowers in July, September. Flowers, crimson; continues long in flower. It requires a warm situation, and a rich loam soil. The name *Zinnia* is derived from that of Dr. JOHN GODFREY ZINN, Professor of Botany.

3. *Phlôx Wheeleriana*. Wheeler's phlox, Pentandria Monogynia. Polemoniææ, Hybrid origin. Hardy perennial, raised in 1824; grows three feet high; flowers in June, September; colour, rose. *Phlôx* is a Greek word, signifying flame; *Wheeleriana* is a name given to this hybrid plant after that of the person who raised it, Mr. WHEELER, nurseryman, of Warminster.

4. *Eryngium Bourgati*, Bourgatis, Eryngo, Pentandria Digynia. Umbelliferæ, native of the South of France; hardy perennial, introduced in 1731; grows two feet high; flowers in July; colour, pale blue. The word *Eryngium* is from *Eryggano*, to belch, expels wind. *Bourgati*, from the name of an eminent theologian and naturalist of Switzerland.

PART III.

MISCELLANEOUS INTELLIGENCE.

A SELECT LIST

OF GREENHOUSE PLANTS WHICH WILL FLOURISH AND BLOOM FREELY DURING THE SUMMER MONTHS, IF PLANTED OUT IN THE OPEN BORDERS.

Within a few years the brilliancy of modern ornamental gardening has been most surprisingly increased by the practice of planting out in the open borders many of the most splendid and free flowering green-house plants. By this means a very considerable number of showy exotics are caused to blossom much more profusely than under any other mode of cultivation.

Some of the kinds of plants are much more suited for growing in masses, "as a bed of each," than others are; such we have marked with a star, and those which will thrive best in the air and smoke of towns, with two stars.

The kind of soil each particular plant will flourish and bloom the best in, is annexed to them. We have found, during twenty years' practice in this department of Floriculture, that some plants when turned out of pots into the open borders, even in common soil, have a tendency to produce a luxuriant foliage, and but very few blossoms; such luxuriance, however, is easily prevented, by using a mixture of sand or peat with the common soil.

In the list of plants here given, we have only inserted such as keep in bloom for several successive months; there are many other beautiful plants, as *Gla-dioluses*, *I'xias*, *Watsonias*, and new *Azaleas*, *Rhododendrons*, &c. that will flourish and blossom equally well; but their blooming season being so short, and at so early a season of the spring, as to be liable to injury, we have on that account omitted them. *Pelargoniums* are also omitted; the number of varieties, species, and colours being so extensive, we could not possibly particularise them within our limits. All the kinds, however, will flower freely in the open borders. Those of a luxuriant habit should be planted in sandy loam and peat, to prevent a mass of strong roots and foliage, and cause the production of flowering shoots; and others of a more delicate habit, should be grown in rich vegetable mould, from decayed leaves, &c. and peat soil.

The period for turning out plants into the open borders, varies with the situation of climate, season, &c.; but it is better to be a week too late than run the risk of early destruction. We purpose giving some directions before the Autumn, relative to the best means of keeping up a stock of plants for the open borders.

BLUE FLOWERS.

<i>Agathæa cœlestis</i> , 1ft. 6in.,	May, November, peat and loam.
Ditto <i>linifolia</i> , 2ft.,	April, October, do.
** <i>Anagallis Monelli</i> , 1ft.,	May, October, do.
** Ditto <i>Webbiana</i> , 1ft.,	do. do. do.

- * *Cælestina ageratoides*, 1ft., June, October, rich mould.
- * Ditto *cærùlea* 1ft., June, September, do.
- Commelina cyænea*, 1ft., July September, do.
- Helióphilla linearifolia*, 1ft., June, September, sandy peat.
- ** *Heliotrópium corymbósum*, 2ft., May, October, rich mould.
- * *Hydránga horténsis*, 1ft. to 2ft., June, October, peat and pure loam.
- * *Lobèlia begoniæfolia*, 6in., June, September, do.
- ** Ditto *Erinus*, 6 in., June, September, sandy peat.
- * Ditto *senecioides*, 1ft., July, September, rich mould.
- Salvia africánu*s, 2ft., May, September, do.
- * Ditto *angustifóliu*s, 2ft., June, September, do.
- * Ditto *chanædryoides*, 1ft. 6in., June, October, rich mould.
- * *Streptocárpus Réxii*, 6in., April, November, loam and peat.
- * *Witsénia corymbósum*, 1ft., May, October, sandy peat.

CRIMSON.

- Alstræmèria psittacina*, 4ft., August, October, loam and peat.
- Azàlea indica*, var. *ignescens*, 2ft., May, September, (see page 8.)
- Amaryllis formosissima*, 1ft., May, September, rich mould.
- Ditto *Forbésii*, 1ft., 6in., July, September, do.
- Ditto do. *purpùrea*, 1ft. 6in., July, September, do.
- ** *Calceolària Wheðleri*, 1ft., May, October, peat and loam.
- Cùphea Llèvea*, 1ft. 6in., June, August, do.

VERY DARK.

- ** *Calceolària Youngii*, dilècta, 2ft., May, October, rich mould.
- ** Ditto do. *àtra*, 2ft., May, October, do.
- ** Ditto *Epsomiana*, 2ft., May, October, do.
- Lobèlia mucronàta*, 2ft. to 3ft., July, September, rich mould and peat.
- ** *Lòtus Jacobæus*, 2ft., May, November, rich mould.

GOLDEN.

- Galaxia grandiflòra*, 6in., May, September, sandy peat.
- Hunnemània fumariæfolia*, 2ft., June, September, rich mould.
- * *Mesembryáthemum aúreum*, 1ft., May, October, do. and lime rubbish.

ORANGE.

- ** *Calceolària Fothergilla*, 6in., May, October, rich mould and peat.
- Homèria collina*, 2ft., May, August, sandy peat.
- * *Lechenaúltia formòsa*, 1ft., June, September, peat and loam.
- * Ditto *oblàta*, 1ft., June, September, do.
- ** *Lý'ehuis grandiflòra*, 1ft. 6in., June, October, rich mould.
- * *Mahérnia pulchélla*, 2ft., July, September, loam and peat.
- * *Mesembryáthemum aurántiacum*, 1ft. 6in., June, September, rich loam and lime rubbish.
- * Ditto *bicolòrum*, 1ft. 6in., May, September, rich loam and lime rubbish.
- ** *Mímulus glutinòsus*, 2ft., May, October, rich mould.

PINK.

- Alstræmèria pállida*, 2ft., August, October, loam and peat.
- Chirónia linioides*, 2ft., June, September, sandy peat.
- * *Cròwea saligna*, 2ft., June, October, sandy peat and loam.
- * *Eródiu*m *incarnàtum*, 6in., May, August, rich mould.
- * *Linu*m *suffruticòsum*, 1ft., August, October, peat and loam.
- * *Mesembryáthemum floribúnda*, 6in., May, October, sandy loam.
- ** *Prímula præ'nitens* (*sinénsis*) 1ft., May, October, sandy loam.
- Stevia lúcida*, 2ft., June, October, peat and loam.
- Ditto *salicifolia*, 1ft. 6in., July, September, peat and loam.
- * *Tephrosia grandiflòra*, 3ft., May, October, do.

PURPLE.

- ** *Calceolària arachnoidea*, 1ft. June, October, loam and peat.
- ** Ditto *purpùrea*, 1ft., June, October, do.

- * *Calceolaria insignis*, 1ft. 6in., June, October, sandy peat.
- * *Chironia frutescens*, 1ft. 6in. June, October, peat and loam.
- ** *Cineraria cruenta*, 2ft., May, July, do.
- * Ditto *lanata*, 2ft., May, September, do.
- ** *Lobelia speciosa*, 2ft., May, October, do.
- ** Ditto *unidentata*, 6in., May, October, do.
- * *Loddigèsia oxalidifolia*, 1ft. 6in. May, October, do.
- ** *Lótus atropurpureus*, 1ft., May, November, sandy loam.
- * *Mesembryanthemum violaceum*, 2ft., June, October, rich loam and lime rubbish.
- ** *Oxalis speciosa*, 6in., August, October, sandy peat.
- * *Sálvia Grahàmii*, 3 to 4ft., June, October, sandy loam.
- ** *Senecio elegans*, purpurea, 1ft. 6in., May, October, rich mould.
- ** Ditto *venustus*, 1ft. 6in., June, October, do.
- Talinum teretifolium*, 1ft., August, October, sandy loam.
- * *Verbena intermedia*, 1ft., June, October, rich mould.
- * Ditto *pulchella*, 1ft. June, September, loam and peat.

RED.

- Chironia decussata*, 1ft. 6in., June, October, sandy peat.
- ** *Fuchsia microphylla*, 2ft. to 4ft., May, October, rich mould.
- ** Ditto *thymifolia*, 2ft. to 3ft., May, October, do.
- Málva elegans*, 2ft. to 3ft., May, September, loam.
- * *Manúlea rubra*, 1ft. 6in., May, October, peat and loam.
- ** *Oxalis Déppeii*, 6in., May, November, sandy peat.

ROSE.

- ** *Chironia trinerva*, 1ft. 6in., May to September, sandy peat.
- ** *Fuchsia bacillaris*, 2ft. to 4ft., May, October, sandy loam.
- ** *Francoa appendiculata*, 2ft., July, September, peat and loam.
- ** *Hydrangea hortensis*, 1ft. to 2ft., June, October, rich loam.
- ** *Oxalis floribunda*, 6in., May, October, sandy peat.
- ** Ditto *Bowèii*, 6in., May, October, do.
- Sálvia involucrata*, 4ft. to 10ft., July, September, rich mould.
- ** *Swainsonia galegifolia*, rosea, 2 to 4ft., June, September, sandy peat.
- Verbena venosa*, 2ft. 6in., May, October, sandy loam.

WHITE.

- Alóysia citriodora* 2ft. to 3ft., May, October, rich loam.
- * *Aretotis bicolor*, 1ft., July, October, loam and peat.
- * *Chironia frutescens*, albiflora, 1ft. 6in., June, October, loam and peat.
- Cineraria álba*, 1ft., June, August, loam and peat.
- ** *Heliotropium peruvianum*, 2ft., June, October, rich mould.
- ** *Lobelia maculatum*, 6in., May, October, rich mould.
- * Ditto *rugulosa*, 2ft., May, September, do.
- ** *Manúlea (Búchnera) pedunculata*, 1ft. 6in., June, November, rich mould.
- * *Mesembryanthemum splendens*, 1ft. 6in., June, October, rich mould and lime rubbish.
- ** *Prímula prænitens*, álba, 9in., June, October, rich mould and peat.
- Poliánthus tuberosa*, 2ft. to 4ft., July, September, rich mould.
- ** *Senecio elegans*, álba, 1ft. 6in., June, October, rich mould.
- ** *Swainsonia galegifolia*, albiflora, 2ft. to 3ft., June, September, rich mould.

YELLOW.

- ** *Aretotis speciosa*, 1ft. 6in., June, September, peat and loam.
- ** *Calceolaria angustiflora*, 1ft. 6in., June August, do.
- ** Ditto *bicolor*, 2ft., July, October, do.
- ** Ditto *corymbosa*, 1ft., May, September, do.
- ** Ditto *Hibbertiana*, 2ft., May, October, do.
- ** Ditto *Hopeana*, 1ft. 6in., May, October, do.
- ** Ditto *integrifolia*, 2ft., August, October, do.
- ** Ditto *Morrisoni*, 2ft., May, October, do.

- ** *Calceolària pèndula*, 1 to 2ft., May, October, peat and loam.
 - ** Ditto *panicaginea*, 1ft., August, September, loam and peat.
 - ** Ditto *paniculàta*, 1ft. 6in., June, October, rich mould.
 - ** Ditto *polyántha*, 3ft., May, October, do.
 - ** Ditto *polifolia*, 1ft., June, October, do.
 - ** Ditto *rugosa*, 2ft., June, October, do.
 - ** Ditto *scabiosifolia*, 2ft., May, October, do.
 - * *Chorizema náua*, 1ft., May, October, sandy peat.
 - * *Commelina africana*, 1ft. May, October, rich mould.
 - * *Erinus frágrans*, 6in. May, July, sandy loam.
 - Enxènia gràta*, 2ft., June, September, peat and loam.
 - * *Genista canariensis*, 2 to 3ft., May, October, rich mould.
 - Helianthemum polygalifolia*, 9in. June, August, sandy loam.
 - * *Hermánia glandulosa*, 2ft. May, September, do.
 - * *Hibbertia cistifolia*, 1ft., May, September, do.
 - ** Ditto *flexuosa*, 2ft., May, September, do.
 - ** *Linum trigynum*, 2ft., May, October, do.
 - ** *Lòtus anthylloides*, 1ft., June, October, do.
 - ** Ditto *jacobæus*, var. *luteus*, 2ft., May, October, rich mould.
 - Trachymène lineàris*, 2ft., June, September, do.
- SCARLET.
- ** *Alonsò (Hemimeris) acutifolia*, 2ft., May, October, rich mould.
 - ** Ditto *incisifolia*, 2ft., May, October, sandy loam.
 - ** Ditto *intermedia*, 2ft., do. do. do.
 - ** Ditto *lineàris*, 1ft. 6in., May, October, rich mould.
 - ** *Bouvardia triphylla*, 1ft. 6in., May, October, rich mould. (See page 28.)
 - ** Ditto *Jacquiniæ*, 1ft. 6in., May, October, do.
 - ** *Fuchsia cónica*, 2ft. to 4ft., June, October, sandy loam.
 - ** Ditto *coccinea*, 2ft. to 3ft., May, October, rich mould.
 - ** Ditto *glòbosa*, 2ft. to 3ft., May, October, do.
 - ** Ditto *gracilis*, 2ft. to 8ft., May, October, sandy loam.
 - ** Ditto *macrostemon*, 2ft. to 3ft., July, October, sandy loam.
 - ** Ditto *multiflora*, 2ft. to 3ft., May, October, rich loam.
 - ** Ditto *tenella*, 2ft. to 4ft., May, October, do.
 - ** Ditto *virgata*, 2ft. to 4ft., May, October, do.
 - ** *Geum chilense*, 1ft. 6in., June, October, sandy peat.
 - ** *Lobelia cardinalis*, 3ft. to 4ft., May, October, rich mould.
 - ** Ditto *fulgens*, 2ft. to 3ft., May, October, do.
 - ** Ditto *splendens*, 3ft. to 4ft., May, October, do.
 - ** *Mesembryanthemum, coccineum*, 1ft. 6in., May, September, rich mould and lime rubbish.
 - * Ditto *micans*, 1ft. 6in., May, October, rich mould and lime rubbish.
 - * Ditto *speciosum*, 1ft. 6in., May, October, do. do.
 - ** *Salvia coccinea*, 2ft., May, October, rich mould.
 - ** Ditto *fulgens*, 2ft. to 4ft., May, October, do.
 - Ditto *mexicana*, 2ft., June, September, do.
 - * Ditto *pseudo coccinea*, 2ft. to 3ft., June, September, sandy peat.
 - ** Ditto *splendens*, 2ft. to 4ft., July, October, rich mould.
 - ** *Senecio speciosus*, 6in., June, September, sandy loam.
 - ** *Verbena chamædrifolia*, (*Melindres*) 6in., rich mould.
- DARK SPOTTED, STRIPED, &c.
- * *Alstræmèria pelegrina*, 1ft., May, September, rich mould.
 - ** *Calceolària formosum*, 2ft., May, October, rich mould and peat.
 - ** Ditto *Gellianum*, 1ft. 6in., May, October, do.
 - ** Ditto *Youngii*, 2ft., May, October, do.
 - ** Ditto *Youngii pàldor*, 2ft., May, October, do.
 - ** Ditto *fulgida*, 1ft. 6in., May, October, do.
 - ** Ditto *Martineauæ*, 1ft., May, September, do.
 - ** Ditto *Atkinsiana*, 1ft. 6in., May, October, peat and loam.
 - * *Gazania pavonia*, 1ft., June, August, peat and loam.
 - * Ditto *rigens*, 1ft., May, September, do.
 - Hibiscus hispida*, 1ft. 6in., June, October, rich loam.

CLIMBING PLANTS.

- * *Hibbertia grossularifolia*, yellow, May, September, sandy peat.

This plant also makes a very handsome appearance, when planted in a bed, and allowed to spread over its surface, the flowers rising about two inches.

- I. óphospérmum erubescens*, rose, June to November, rich mould.
Maurándia Barclayana, dark purple, June to November, rich mould.
 Ditto *antirrhiniflora*, pale blue, June to November, do.
 Ditto *semperflorens*, pale blue, June to November, do.
Tropæolum peregrinum, yellow, June to November, do.
 Ditto *tricolorum*, orange and purple, June to November, do.

Cleanliness is indispensably necessary to the health of plants, consequently plants in gardens situated in cities and towns, or near public roads or streets, will require much attention in watering; for dust and soot falling upon the plants, closes up the pores, and thus prevents them perspiring by day, or inhaling fresh juices by night. To prevent this, the plants should frequently be watered over the tops by means of a watering pot, syringe, or garden engine. At the spring of the year, apply it early in the morning; but when sharp frosts are over, do it in the evening. Whenever a plant requires water at its roots, it is advisable to pour it over the foliage, and thus effect a double benefit. The soil of the border should frequently be stirred by hoeing; thus admitting a free passage for air, water, &c. to the roots. The above attention given to flowering plants, shrubs, &c. will be found successful. Most of the plants in the above list may be procured in large quantities at the principal Nursery establishments in the kingdom.

TENDER AND HARDY ANNUALS CONTINUED.

- Cùphea viscosissima*, purple, 1ft., July, September, sandy loam.
Clàrkia pulchélla, rose, 1 to 2ft., June, November, rich loam.
 Do. do. white, var., June, November, do.
Collinsia grandiflora, blue and pink, 1ft., June, November, do.
 Do. vérna, blue and purple, 1ft., May, June, do.
Dianthus, Indian pink, &c.
 Do. chinénsis, various colours, as red, purple, rose, pink, white, blush, striped, single and double varieties, July to October, rich loam.
Eschschóltzia californica, yellow, 1 to 2ft., July, October, rich loam; though perennial, it blooms freely sown every spring. Old plants require frame protection in winter.
Eccremocarpus scaber, orange red, climbing 10ft., July, September, rich loam; though not annual, flowers well sown every season.
Gentiána humilis, purple, 6in., April, peaty loam.
Glaúcium phœniceum, red, 2ft., June, July, rich loam.
 Do. tricolor, red, &c. 1ft., June, September, do.
 Do. pérsicum, red, 1ft., July, September, do.
Gilia capitatum, blue, 2ft., June, September, do.
 Do. do. white, var. 2ft., June, September, do.
 Do. grácilis, pink, 6in., June, July, do.
Kaulfussia amelloides, blue, 6in. to 1ft., June, September, rich loam.
Lopézia púmila, red, 6in., July, September, do.
 Do. coronáta, red, 2ft., July, September, do.
Matthiòla annua, stocks, June, November, rich loam; the varieties are numerous, as 48 Russian, 36 German and other varieties; colours, peach, blue, lilac, violet, white, brown, chocolate, scarlet, red, &c. &c.

- Mimulus floribundus*, yellow, 1ft., August, September, rich loam.
Nicotiana, tobacco.
 Do. *sanguinea*, scarlet, 4ft., July, September, rich loam.
 Do. *nepalensis*, rose, 4ft., July, September, do.
 Do. *braziliensis*, rose, 4ft., July, September, do.
Nolana paradoxa, blue and striped, trailing, July, September, rich loam.
Eurotia bifrons, purple and crimson, 1ft. 6in. June, November, do.
 Do. *Lindleyi*, rose and pink spots, 2ft., June, November, do.
 Do. *rosea alba*, var. rosy white, spotted with red, June, Nov., do.
 Do. *Romanzovii*, blue, 1ft., June, November, do.
 Do. *tenella*, blue, 1ft., June, November, do.
 Do. *purpurea*, purple, 1ft., May, August, do.
Petunia nyctaginiflora, white, 2ft., June, October, do.
Salpiglossis picta, various in colour, 1ft. 6in., May, July, do.
 Do. *atropurpurea*, dark purple, 1ft. to 2ft., August, October, do.
 Do. *Barclayana*, brown and yellow, 2ft., July, October, do.
Schizanthus Hookeri, rosy lilac, 2ft., June, October, do.
 Do. *retusus*, yellow, velvet and white, 2ft., June, October, do.
 Do. *Grahami*, do. do. 2ft., do. do.
 Do. *porrigens*, do. do. 2ft., do. do.
 Do. *pinnatus*, do. do. 2ft., do. do.
 Do. *pinnatus*, var. *humilis*, 6in. do. 2ft., do. do.
Senecio, Ragwort.
 Do. *elegans*, purple, 2ft., June, September, rich loam.
 Do. do. white, var. 2ft., do. do.
 Do. do. double purple, 2ft., do. do.
 Do. do. double white, 2ft., do. do.
Tagetes, French Marigold.
 Do. *patula*, 2ft., June, October, rich loam; varieties numerous, as orange, crimson velvet, striped, and edged, both tall and dwarf.
 Do. *erecta*, African Marigold, 2ft. to 3ft., June, September, rich loam, varieties, orange, lemon, and quilled.
Talinum ciliatum, bright purple, 1ft., July, August, rich loam.
Trachymene cœrulea, sky blue, 1ft. 6in., July, September. sandy peat.
Verbena Aubletia, rosy purple, 1ft. to 2ft., July, September, rich loam.—This plant is biennial, but flowers freely the first season.
Zinnia elegans, violet and scarlet, 2ft., June, September, rich loam.

A LIST OF HARDY ANNUALS.

When the seeds are sown as early as the beginning of March, a great portion is generally destroyed by occasional frost; it is, therefore, advisable never to sow before the end of March, or beginning of April. The following observations upon our practice we transmitted to the Horticultural Society of London two or three years since; they were printed in the Transactions, and since extracted into other works. As some of our readers may not possess them, we shall give them here.

The soil of the border is lightened up and broke fine, then a portion of very finely sifted moist soil is sprinkled over the place; this is levelled; the seeds are then sown and covered with more fine soil; the surface is then moderately pressed, so as to close it to the seeds; this causes them to vegetate quickly and certainly. An inverted flower pot is then placed over the patch sown; this is allowed to remain until the seeds have begun to grow; the pot is then raised up and propped on one side, two or three inches high.

until the plants are able to bear full exposure, when it is wholly removed.— This covering answers several good purposes:—1st. It keeps the soil moist until the seeds have vegetated. 2nd. The Sun operating on the pot, produces a considerable heat, which brings up the seeds much quicker and certain than under other circumstances. 3rd. It protects them from frost. 4th. It prevents the soil from being washed off the seeds, or the seeds being washed away by heavy rains. 5th. It also preserves the seeds from birds or mice.

Addis, Pheasant's eye.

Do. *autumnalis*, crimson, 2ft., May to October, rich loam.

Do. *flava*, yellow, 2ft., June, September, do.

Do. *æstivalis*, scarlet, 2ft., June, August, do.

Androsace macrocarpa, white, 6in., June, August, do.

Antirrhinum, Snap Dragon.

Do. *montevidense*, red, 1ft., July, August, do.

Amaranthus, Princess Feather.

Do. *hypochondriacus*, dark red, 2ft. to 3ft., July, September, rich loam.

Do. *caudatus*, red, 2ft. to 3ft., July, September, do.

Calendula, *pluvialis*, white and purple, 1ft., June, August, do.

Do. *hybrida*, white, 1ft., June, August, do.

Do. *stellata*, orange, 2ft., June, September, do.

Centaurea bluebottles, &c.

Ditto *cyaneus*, 3ft., June, September, colours various, as white, flesh, blue, purple, and striped varieties; rich loam.

Chrysanthemum carinatum, white, purple eye, 1ft. to 2ft., July, October, rich loam.

Do. *coronarium*, 3ft. to 4ft., June, September, colours various, as white, yellow, golden, buff, and quilled, rich loam.

Commelua tuberosa, blue, 1ft., June, July, rich loam.

Do. *cælestis*, sky blue, 2ft., June, September, rich loam.—These are not annuals, but bloom freely the first season. The old roots may be annually taken up and preserved as Dahlias during winter.

Convólulus tricolor, striped blue, &c., 3ft., July, August, rich loam.

Do. *albiflorus*, white, 1ft., July, August, do.

Calliopsis bicolor (*Coreópsis tinctoria*) golden and dark eye, 2ft. 6in., May, September. If too rich a loam, the plant runs too much into foliage, and few flowered.

Do. *Atkinsoniana*, yellow and brown eye, 2ft., June, November, soil as above.

Delphinium Larkspur.

Do. *Ajácis*, rocket, 1ft. to 2ft., June to September, varieties numerous, as dwarf, rocket, rose, tall rocket, tall rose, &c.

Do. *cousólida*, branching, 2ft. to 3ft., June to November, varieties numerous, as fine rose, blue, pale blue, striped rose and blue, unique rose, unique, neapolitan, &c.

Eútoea multiflora, pink, 1ft. 6in., May, July, rich loam.

Do. *Franklini*, pink, 1ft., 6in., May, July, do.

E'chium violaceum, violet, 2ft. to 3ft., July, October, rich loam. This is not an annual but flowers freely the first season.

Heliánthus (sunflower) *annuus*, 2ft. to 6ft., June to October, rich loam, sorts various, as tall yellow, dwarf, extra double, &c.

Do. *ovatus*, yellow, 4ft., June, October, rich loam.

Heliánthus lenticularis, yellow, 6ft., August, September, rich loam.

Do. *petiolaris*, yellow, 3ft., August, November, do.

Ibëris odorata, white, 6in., June, August, do.

Do. *spatulata*, purple, 6in., June, August, do.

Do. *umbellata*, purple, 1ft., June, August, do.

Láthyrus, sweet peas, &c.

Do. *odoratus*, 3ft. to 7ft., July, October, rich loam, colours and varieties numerous, as purple, scarlet, striped scarlet, white, yellow, black, painted

- lady, top knot. Tangier peas, as Lord ANSON's red, Lord ANSON's white, large scarlet, small scarlet, yellow winged, red winged, &c.
- Lobelia erinoides*, pale blue and white, 6in., July September, rich sandy loam. This plant is biennial, but flowers freely the first season.
- Do. bicolor, pale blue, 6in., July, August, rich sandy loam.
- Lupinus luteus*, yellow, 2ft., July, September, rich loam.
- Do. bicolor, pale blue, 6in., July, September, do.
- Lotus arenarius*, yellow, 6in., April, May, do.
- Do. arábicus, pink, 6in., July, September, do.
- Do. *conjugatus*, purple, 6in., July, August, do.
- Lychnis cæli rosa*, rosy flesh, 1ft., July, September, do.
- Molpe trifida*, deep rose, 2ft., June, September, do.
- Macropodium laciniatum*, white, 1ft., June, September, sandy rubbish.
- Mardia elegans*, yellow, 1ft. 6in., July, August, rich loam.
- Nigella hispánica*, blue, 1ft. 6in., June, September, rich sandy loam.
- Oxalis Dillèni*, yellow, 2ft., May, August, sandy peat.
- Papàver (poppy) *somniferum*, 1ft. to 3ft., June, October, rich loam, colours and varieties numerous, as carnation, picotee, new fringed, double white, double black, scarlet, flesh coloured, brown *Ranunculus*, dwarf Chinese, dwarf French, Flemish, &c.
- Prismatocarpus*, (Venus' looking glass) *speculum*, purple and white varieties, May, August, sandy loam.
- Plectoccephalus Americæus*, lilac, 3ft., August, September, sandy loam.
- Pteroccephalus Taillantii*, blue, 1ft., July, August, do.
- Saponaria calábrica*, red, 1ft., August, September, do.
- Silene Arméria*, rose, 1ft. 6in., June, September, do.
- Do. do. white, 1ft. 6in., do. do.
- Tropæolum*, (*Nasturtium*) new dwarf,
- Do. *majus*, orange and yellow, 2ft., July, October, do.
- Valerianella congesta*, rose, 1ft., July, August, do.

REFERENCES TO PLATES.

(For the *Schizanthus*,—see No. 1. Page 14.)

[We have reason to think that we were not clearly understood last Month as to the number of Plates intended to be given in this work,—on that account we have been induced to give what we consider an extra Plate this Month. In future, every number will have one leaf of Plates, containing from one to four Plants, coloured, which, considering the price of our Publication, will, we have no doubt, be satisfactory to our numerous friends. Occasionally an extra one will be given.]

Pinguicula vulgaris, common Butterwort, Diandria, Monogynia, Spur cylindrical. Plant smooth, covered with small transparent grains; leaves radical, egg-shaped, fleshy, with the edges involute, pale green; flowers drooping, purple, scape slightly hairy towards the top. Perennial; flowers in June, July; grows in marshy places, especially wet heaths, common in the North of England and in Scotland. *Pinguicula*, from *Pinguis*, fat, greasiness of the leaves.

Veronica officinális, common Speedwell, Diandria, Monogynia, Schrophularina. Clusters spiked, lateral stems procumbent, flower stalks shorter than the bractæas, capsule inversely heart-shaped. Perennial; plentiful on dry sandy banks, in open pastures, heaths, and in dry woods; flowers in May and June. *Veronica*, name of a Princess.

Oxalis crenata, Crenate petalled Wood Sorrel, Decandria Pentagynia, nat. ord. Oxalideæ. This plant is a native of Lima, and was brought to this country in 1830, by Mr. DOUGLAS. The plant is very productive of tubers, exactly resembling potatoes. The flowering stem dies annually; when the tubers are found entirely separate, they are about two inches long, and an inch in diameter; when raw, they are slightly sub-acid, but on being boiled

they lose it entirely, and taste similar to the potatoe. In 1832, a plant was planted in the garden of Mrs. HURST, Great Roper's Hall, near Brentwood, in Essex, and has succeeded very well. It was first put into a small pot at the end of April, and at the end of May turned out, with an entire ball of earth, into the flower garden. The root planted was about half an ounce in weight, and it produced ninety, in a space of ground not more than 9 inches square; the weight produced was upwards of four pounds; the roots when boiled, it is stated, were of a more agreeable flavour than the potatoe. The plant is cultivated abundantly in the gardens about Lima as a salad, for which purpose its succulent stems and acid flavour strongly recommend it. The plant grows freely in the open border, is readily increased by cuttings as well as by the tubers, which should be treated in all respects as potatoes. Oxalis from Oxys, acid, the taste of the leaves.

Adenophora verticillata, whorl leaved Adenophora, Pentandria Monogynia. Campanulaceæ. A singular and rare plant, native of the meadows on the banks of the river Dovolgin, in Eastern Tartary. It has been recently introduced by Mr. ANDERSON, of the Chelsea Botanic Garden; flowers from July to September. It succeeds well in the open border, in sandy peat and loam; is readily increased by seeds, or parting the root. Adenophora from Aden, a gland, phoreo to bear.

QUERIES, ANSWERS, REMARKS, &c.

QUERY.—I hail with unfeigned pleasure the announcement, which has just been put into my hands, of your *Floricultural Cabinet*, which is in *promise* every thing I could wish, and which is very much wanted. But without offence, let me hope that *all* the promises of the prospectus will be *kept*. It is the breaking faith with the subscriber, after the publication of a few numbers, which is the cause of the failure of periodical works.—I hope that *Suburban Gardens* will have their share of your attention. Many, like myself, who are confined within the smoky atmosphere of London all day, enjoy, beyond measure, our little strips of garden at the outskirts of the town, morning and evening; but we have much to contend with besides smoke and pent up air. We want a knowledge of those plants which will *stand smoke*, and the best modes of cultivating them. And here I cannot but lament that the catalogues of London Seedsmen are not made upon a better plan. At present they are entirely destitute of information as to height, colour, and time of flowering; and whether or not certain seeds and plants are *fit* for the immediate neighbourhood of the Metropolis—all very essential points; consequently, on purchasing new seeds or plants, their proper situation on the parterre is a matter of doubt and uncertainty, and the situation is often glaringly absurd. The information, frequently reluctantly given by the shopman, is generally incorrect, and sometimes even at the best shops mistakes occur as to seeds, &c. I could mention several within my own knowledge. I hope you will endeavour to *reform* these matters.—As a proof of my good will towards your intended periodical, I shall influence all my gardening friends as far as possible in your favour, and I have little doubt that they will support the work if it continues as well as it promises to commence. Keep out of your pages extraneous matters and it will do.

There are two or three things on which I should be glad of information.—Is human *urine* a beneficial manure? and if so, how should it be applied—in a liquid state, or mixed with dung!—The same as to *soap suds*.

Have any experiments been made on *milk*? and if so, what is the result?—I am now trying it on two or three auriculas; I shall let you know my success.*

I want a plan for a moveable awning for a small tulip bed, which may be removed to a ranunculus bed, pink bed, &c. My beds lie in succession, my garden being a long narrow slip. I should be much obliged if you, or your correspondents, could give me such a plan. I have thought that something of the kind might be made to go on wooden wheels.

Chelsea, Feb. 12, 1833.

SNOWDROP.

* We shall be glad to receive the result from our respected correspondent.

QUERY.—I am desirous of amusing myself with that greatest solace next to religion, the culture of Flowering Plants, suitable for a flower garden. I wish to cultivate principally what are termed Florist's flowers, such as Polyantheses, Carnations, Ranunculuses, Pinks, Hyacinths, Tulips, and Dahlias. I should be greatly obliged to any of the readers of the *Floricultural Cabinet*, who are acquainted with the flowers specified, to give me a list of about two dozen of the best sorts of each, with a short description of the colours, &c. of each, and where I might be likely to purchase the sorts.

T. J. RISBY.

QUERY.—In the summer of 1831, I visited an Horticultural exhibition near London, at which I found a most striking Dahlia, called "Levick's Incomparable." The sort very probably is now become pretty general. The flowers I saw were particularly striking; the ground colour being a crimson red, and about one inch of the end of each petal was pure white. I was very solicitous to obtain the sort. I did so in the spring of 1832, and was assured the kind I received was correct. I planted it in rather a poor soil according to instructions given me, but I had not one tipped flower during the season,—all were self-coloured. I wish to have the plant with its tipped flowers. If any of the readers of the *Florists' Magazine* can give me instructions to obtain what I desire, I shall be greatly obliged.

DAHLIA.

MEETINGS OF HORTICULTURAL, BOTANICAL, AND FLORIST SOCIETIES, &c.

NEWCASTLE HORTICULTURAL SOCIETY.

The first general Meeting of this Society, for the present year, was held in the Music Hall, Newcastle, a few days since. Prizes for flowers were awarded as follows:—The best exotic plant in flower, *Camellia corallina*, to J. G. CLARKE, Esq. The best Bouquet, to Mr. IRELAND, Gardener to W. DONKIN, Esq.

The following plants were exhibited amongst many others; double red *Camellia*; red *Warratah Camellia*; myrtle leaved *Camellia*; *Cineraria cruenta*, and *Amaryllis Johnsoniana*, from the garden of W. LOSH, Esq; *Camellias*, corallina; *Dianthiflora* or carnation *Warratah*, and *Sasanqua rosea*; also *Caladium bicolor*, from J. G. CLARKE, Esq; double striped *Camellia*, from Mrs. BEWICKE; *Blètia Tankervillea*, from A. DONKIN, Esq; *Euphorbia splendens*, from Messrs. FALLA. The Committee have awarded the silver medal to Mr. KELLY, Gardener to A. DONKIN, Esq., for an Essay on the Cultivation of *Triverania coccineum*.

CALEDONIAN SOCIETY.

A general meeting of the Society was held on March 7th in a large apartment of the Waterloo Hotel, Edinburgh. Sir T. D. LAUDER, Bart., in the Chair. Prizes were awarded as follows.—Best six Hyacinths of the newest varieties, Mr. KELLY, propagator to Messrs. DICKSON and SONS. Finest seedling *Camellia*, raised in Scotland, with an account of its history and origin, to Mr. CUNNINGHAM, Comely Bank Nursery.

Of the plants sent for exhibition, the following were conspicuous. Two splendid plants of *Azalea ledifolia*, (white Chinese *Azalea*), (*innamòdum verum*, in full fruit, *Galanthus plicatus*, a pretty snowdrop, *Ajax exigua*, *Ajax nana*, *Acacia affinis*, flowered in the open air at Cannonmull; *Euphrasia impressa* from Professor DUNBAR; *Rhododendron arboreum hybridum*; *Erica Linnæoides*; *Platylóbium parviflorum*; *Xeranthemum proletium* and *Ardisia crenulata*.

MONTHLY FLORICULTURAL CALENDAR,

FOR APRIL.

ANNUALS, HARDY,—(See page 43.)

ANNUALS, TENDER,—(See page 42.)

AURICULAS,—Will now be in flower, they will require protection from rains, and mid-day sun. The plants will require a free supply of water; to water occasionally with manure water greatly improves the flowers; care should be

taken not to apply it over the foliage. When the trusses of flowers are formed, if there are more flowers upon each than can conveniently expand, the small and centre ones should be cut out, so as to leave about six.

CAMPANULA PYRAMIDALIS.—Offsets or cuttings should now be taken from old plants, and be planted in some fine rich soil and peat, and covered with a hand glass, or they may be struck in heat; after they have struck root, they should be planted in rows nine inches apart, in a shady place in the common soil of the garden. If they be not planted in a shady place they are liable to blossom the first year, which are certain to be weakly and late; but allowing them to remain for one year in the place described, then be taken up and potted in large pots, using a very rich compost, they will be found to flower luxuriantly. J. BROWN, JUN.

CARNATIONS.—See last month's directions.

CHINA ROSE.—Plants of the tender kinds, as yellow, sweet scented, &c., now placed in heat soon push forth shoots, when they are two or three inches long, cut off close to where they last pushed from, inserted in sandy loam and placed in moist heat, they soon strike root, and will make fine blooming plants for the summer and autumn. Rose trees may still be grafted, the mode of cleft grafting is the most successful, taking care to let the bark of the scion come in contact with the bark of the stock. Cuttings of various plants suited for open borders, as *Calceolarias*, *Salvias*, &c., should now be put in, striking them in moist heat.

DAHLIA SEEDS—should now be sown, if not done before; place them in moist heat. When the plants have made two leaves, transplant them singly into small pots, to be turned out in the open ground at the regular season.

ERYTHRINA CRISTA GALLI—cuttings may now be struck, (See page 6.)

ERICA (Cape Heath's)—cuttings of some sorts may now be successfully struck, the greater portion strike root freely when the young wood is taken, after it has become sufficiently firm so as to prevent its damping off. The pots for their reception should be filled to within an inch and a half of the top, with broken pot or coarse ashes, the upper part of which should be of a smaller size than those below; over which should be placed a thin layer of Fog, (*Hypnum*) a moss so called, to prevent the sand from working down amongst the draining; the pot should then be filled with fine sifted pit sand, and be pressed down very firm. After being well watered, it is fit for the cuttings. The cuttings should be cut off where the last shoots pushed from. The leaves should be stripped off about half the length of each cutting, and the ends cut clean. In inserting the cuttings, press the sand close to the stems, and finish by watering well. Bell glasses need not be used. M. NAB, on Heath's.

HERRACEOUS PERENNIALS—should now be divided and re-planted; also biennials, as Sweet William, &c., should be planted for blooming this season.

MIGNIONETTE—to flower in boxes from June should now be sown; the boxes should be about half filled with well rotted dung, the remainder with rich mould. The richness of the compost keep the plants very vigorous and flourishing for a long period.

PELARGONIUM—cuttings now put in will flower at the end of the year.

POLYANTHUS'S.—See last month, page 23.

ROSE TREES.—(see page 23.) It is also a proper time to bud the varieties of China rose, do it as soon as the bark will rise.

TIGRIDA PAVONIA—roots should now be planted in the open borders in a rich soil; the plants will bloom from the end of June to September.

TRIVERANIA COCCINEA—roots should now be potted in rich soil.

VIOLETS—may now be increased as the stems will be found freely rooting if in contact with the soil. A rich soil upon a dry subsoil suits them best.

THE
FLORICULTURAL CABINET,

MAY 1st, 1833.

PART I.

ORIGINAL COMMUNICATIONS.

ARTICLE I.—*On the Cultivation of the Camellia.* By
an Essex Practical Gardener.

The attention of Floriculturists has of late years been very successfully directed to the increasing of numerous varieties of some of our finest Exotic plants. In none has the result been more satisfactory than in the "most beautiful of the handsome" varieties of Caméllias that have been raised. For many years after the introduction of the Caméllia into this country, no attempt that I can learn of was ever made to obtain improved varieties. The establishment of the London Horticultural Society, however, gave another feature to Gardening in Britain, in all its branches, the benefits of which extended to the class of plants under consideration.

I find that the first Caméllia introduced into this country was the Old Single Red, in the year 1639. The next was brought to England in 1792, by Sir JOHN SLATER, of the East India House; this was that most charming plant, the Double White. The third kind was the old Double Red; it was introduced by Sir ROBERT PRESTON, of Valleyfield, in Perthshire. The varieties imported from China since that period have been many, but some of the most splendid have been raised from seed in this country, particularly by the eminent nurserymen, Messrs. CHANDLER and

BUCKINGHAM, MESSRS. LODDIGES's, Mr. KNIGHT, and Mr. COLVILL, also by Mr. GRAY, Mr. PRESS, and other persons. The varieties recorded are upwards of two hundred. I have paid some attention to raising seedlings, and have been most amply repaid by some very handsome and peculiarly striking varieties, some of which are circulating through the country, and others which will be distributed this year. My practice is to study which admixture of two sorts are likely to produce the most striking distinct colours, and to impregnate accordingly. I apply the farina by mean of a camel hair pencil, and for a fortnight afterwards do not allow any water to fall upon the flowers. I have uniformly found my seedlings to form the habit of growth of the parent sort each individual plant partook most of in colour, whether of the male or female.

I usually force the Caméllias under my charge, so that they bloom from September to April, thus having the opportunity of impregnating early in spring. I generally do so in February or March, by this circumstance I get the seeds well ripened.

When the seed is ripe, I retain it in its capsule till the following February; I then sow it in small pots filled with light sandy loam, and place it in moist heat. When the plants are a few inches high, I pot them singly into small pots, being careful to have them well drained with broken potsherds. After keeping the plants in the moist heat for a fortnight, I remove them into a Vinery, and gradually inure them to the greenhouse temperature. The soil I find them thrive the best in, is turfy loam, two years old; turfy peat, two years old; and rotten vegetable mould from tree leaves, in equal proportion.

The usual method of increasing the various kinds of Caméllias in cultivation is by inarching, plants being raised by cuttings of the single red, and the double sorts inarched upon them. I find, however, that the double sorts may be raised by cuttings as successfully as the single kinds, which method is less troublesome than inarching.

The advocates for inarching state that plants of the double sorts may be raised by cuttings, but that they uniformly wither and die in a year or two. In opposition to this statement I have to observe, that I have many plants of the handsomest double kinds raised from cuttings during several successive years, which are at

this time looking better than any inarched plants I have under my charge, or that I see in other places, and they have grown very near one foot higher each season from the time of potting them off, and are also bushy.

The plan I pursue in raising plants from cuttings is the following:—In March I take off cuttings that are of the previous year's growth, I cut each off straight through the shoot and exactly at its junction with the wood which is a year older. The cuttings I insert in 24 sized pots, and place them close to the sides; the soil I use is a sandypeat. I press the soil very firm around each cutting, particularly close to the stalk; this is necessary in order to prevent air having access to the bottom; for if admitted, it hinders any callosity for roots forming. I place bell glasses, lightly pressed, over the cuttings, and plunge the pots about half deep in a hot bed frame, the heat of the bed being only of a moderate temperature, for if the heat be strong it often kills the cuttings in a short time. I keep them there till I see that the cuttings have pushed and completed their first growth, I then remove them to a Vinery for winter protection. About the end of January or early in February I pot the cuttings off into small pots, being careful to have an inch deep of broken potsherds in each pot, this allows water to pass off freely, which is very essential to their subsequent flourishing. After potting, I place them in heat from 65 to 70 degrees till about the end of May, when I remove them into a greenhouse for the remainder of the season; their treatment in all respects afterwards is the same as with my older plants.

As before stated, it is my usual practice to force Caméllias, this is done by taking into heat a few plants at each time, and thus I keep up the blooming season from September to April. In consequence of this mode of treatment, the time for repotting my old plants is at various seasons, I always attend to it as soon as the flowering is over. If I find a plant having its roots matted around the ball, I very carefully shake the ball of earth by striking the bottom against the ground; this causes the ends of the fibres to loosen, and when repotted they are enabled speedily to strike into the fresh soil. After potting, I place the plants in heat from 65 to 70 degrees; here I retain them till the flower buds are formed. The house in which I place them being a Vinery. I frequently

syringe all the plants in it with warm water, this I find benefits the *Caméllias* very much. When the flower buds are about the size of a large marrow pea, I take the plants into a greenhouse. If it be the summer season, I keep them there for two weeks and then place them in a shaded warm situation in the open air. Any other period of the year I keep them in the greenhouse till the usual period of removing greenhouse plants to the open air, or for forcing if required.

After the flower buds are formed, great care is always taken that the plants do not want water, for if droughted but an hour, the buds are certain to drop. On the other hand, if the soil becomes soddened by too free an application of water, the same misfortune will be the result. I occasionally apply manure water, which I find invigorates the plants very much.

Two years since, I planted out in the open air, two strong plants of *Caméllia*, which flourish so far, and bloom profusely during May and June. Although the two last winters have been unusually mild, yet I am persuaded that in severer winters with slight protection, this beautiful genus of plants, would be found to succeed equal to many of our out door plants.

For your next number I purpose sending you a list and description of those sorts of *Caméllias* I grow, and which are the handsomest of the varieties I can meet with in the neighbourhood of London.

AN ESSEX PRACTICAL GARDENER.

Feb. 20th, 1833

NOTE.—The probability of *Caméllias* succeeding in the open air, as stated by our Correspondent, we can confirm by our own experience.

In the year 1819, three plants of Double *Caméllias* were turned out in the open border in the grounds at Wortley Hall, the sorts were Double Red, Double White, and Double Striped. At the time of turning out, the plants were bushy, and about two feet high. Two of the plants are now from four to five feet high, and one of them spreads about ten feet across. The striped plant produced last spring upwards of one thousand flowers. For the first four years after turning out, each winter the plants had wooden cases, three feet high, placed round them; upon the top of each case a hand glass was fixed, which was removed at pleasure for air or protection. At the bottom of the case inside, six inches deep of rotten leaf mould, or tanners bark was laid over the roots. From the fifth to the eighth year, no wooden case was used, but in the severest weather a mat was loosely thrown over each plant. Since that time no protection whatever has been applied, excepting laying two or three inches of bark or leaf soil over the roots.

In the same situation where the *Caméllias* are, large Portugal and common Laurels were planted at the same time, they have grown well each year, till the severe winters of 1829 and 1830, such being the exposed cold situation in which the *Caméllias* and Laurels are planted, that the latter were nearly

ARTICLE II.—*On the Application of Liquid Manure to the Carnation, Polyanthus, Ranunculus, &c. &c.*—
By Mr. JOHN REVELL, Florist, Pitsmoor, Sheffield.

Herewith I send you for insertion in the Floricultural Cabinet, the result of some experiments I have made in the application of Liquid Manure to the Carnation, Polyanthus, Ranunculus, Hyacinth, and Pink; the results have been very pleasing and satisfactory to me, and I hope, if my practice be communicated for general information, it may be of use to cultivators of what is termed florist flowers.

Among the beautiful varieties of Carnations in cultivation, there are a number of sorts of a very pale colour—some even very near colourless. To such, the application of Liquid Manure is found very beneficial, it heightens their colour very materially, and many of the sorts are so much affected by it, that they even become selfs, (i.e. of one colour.)

The manner in which I make use of the Liquid in watering Carnations, such as Butcher's Enchanter, pink bizarre, Wood's Commander, purple flake, Madame Vestris, pink flake, Countess of Sandwich, purple picotee, and other similar sorts coming pale in colour, is to apply it three times a week if the season be dry, and twice if it be wet. I am careful not to pour any of the liquid upon the foliage, but regularly over the surface of the soil, and to give as much at each time of watering as I judge will moisten all the soil. With this treatment the flowers become rich in colour and of a perfect character.

When the kinds above enumerated, are cultivated in the general manner, according to instructions inserted in the Horticultural Register last year, they usually come with scarce any colour at all. Since the time of my drawing up the article referred to, my experience with the liquid manure has transpired. It is my practice with the plants I thus water, to have them placed in a separate lot, so that I avoid mistakes in the application of the liquid manure.

destroyed, whilst the former withstood the intensity of the frosts and cutting winds without the slightest injury.

When properly planted out and gradually inured to the climate, we are fully convinced that Camellias will be found much more hardy than Laurels.

COND.

The liquid should never be applied to those kinds of Carnations that are of a high colour, such as Rowbottom's Victory, Ely's Mayor of Ripon, Hardman's Complete, Warwick's Hero, scarlet bizarres. Cartwright's Rainbow, Lee's Duke of Kent, pink bizarres. Taylor's Festival, Potter's Champion, scarlet flakes. Heath's Navarino, Leighton's Bellerophon, purple flakes. Tyso's Princess Victoria, Fletcher's Duchess of Devonshire, pink flakes, &c. These and similar kinds should not be grown too rich, the compost should be composed of more fresh loam than is usually given in growing for competition, or they will be apt to run into one colour.

It is usual in the culture of the Polyanthus, to give it a considerable portion of well rotted manure, in order to obtain a rich dark ground colour, but I find that by applying the liquid this is effected much more satisfactorily, the ground being of the richest possible hue. This is essential in obtaining a perfect Polyanthus, the ground colour being the first property of that flower.

The liquid is highly beneficial for self-coloured Ranunculuses, it is far preferable to top dressing the bed with night soil, as is generally done. I prepare the liquid for this class of plants by providing a quantity of sheep dung in a tub, and pouring water upon it, allowing the liquid to be very strong, this I pour upon the bed between the rows of plants. The beneficial effects imparted, are soon visible by the improved verdure of the plants, and the flowers are much increased in size, and the petals firmer and stronger. The richness and variety of colour, in the blossoms of this beautiful genus of flowering plants, have often brought to my mind those beautiful lines of Thompson, where he says,

—"Who can paint
 " Like Nature: Can imagination boast,
 " Amid its gay creation, hues like hers:
 " Or can it mix them with that matchless,
 " And lose them in each other, as appears
 " In every bud that blows."

The class of Ranunculuses to which I apply the liquid, are such as Naxara, Condorset, Æil Noir, Kermes Argentina, Variat, Violet Fonce, &c. I never use it to any striped kind.

When Hyacinths have thrown up their flower stems, I pour the liquid between the rows of plants, it makes the flowers much finer in colour and size.

Pinks are also benefitted by giving them the liquid, taking care not to pour it over the foliage.

JOHN REVELL.

Feb. 26th, 1833

ARTICLE III.—*On the Culture, &c. of the Cockscomb, (Celosia cristata.)* By Mr. JOHN OXLEY, Gardener to the The Right Hon. Lord Southampton, Whittlebury Lodge, Towcester, Northamptonshire.

Herewith I send you the dimensions of a Cockscomb, (*Celosia cristata*,) and the method of treatment I pursued with the plant.

It was exhibited on the 27th of July, 1832, at the Northampton Horticultural Show, and on the 31st of July, at Buckingham Horticultural Show, when the comb measured 32 inches over, 14 inches long, and 8 inches wide. By the end of summer it measured 36½ inches over, 14½ inches long, and 8½ wide, the plant was 3 feet 3 inches high, and the comb of a very handsome shape, and of a fine scarlet colour.

The seed was sown about the middle of March, in a mixture of leaf mould and loam soil, and placed in a cucumber frame. When the plant was fit for potting, it was put into a 48 sized pot, in a compost consisting of one part of unfermented horse dung, fresh from the stable, clearing it of any straw; one part decayed leaves, one part rotten horse dung, and the other part rotten turf cut into lumps about an inch square. The compost was well mixed together. As the plant advanced in growth and filled the pot with roots, it was regularly shifted into a pot one size larger, until it was in one thirteen inches in diameter. The pot each shifting was well drained to prevent the plant being soddened with water. The plant was kept in a cucumber frame till it reached the glass, and then removed to a Pine Stove, where it was placed so that the crown of the plant was about one foot from the glass. The temperature was from 70 to 90 degrees of Fahrenheit.

When any lateral branches pushed, they were removed immediately. The plant was uniformly kept moist at its root, by a free supply of manure water, from cow and sheep dung being soaked. The liquid was always applied about the same degree of temperature as the Frame or Pine Stove.

JOHN OXLEY.

Whittlebury Lodge, Feb. 18th, 1833.

ARTICLE IV.—*On the Cultivation of the Streptocarpus Rexii, as a Border plant.* By Mr. G. HARRISON, Nurseryman and Florist, Downham Market, Norfolk.

The *Streptocarpus Réxii* has a beautiful appearance when grown in the open border during the summer months, I do not know a plant more worthy of introduction into the flower garden; it is easy of culture, and blooms profusely. Not having seen this plant cultivated extensively, I am induced to offer these few remarks to the readers of your Magazine, in hopes they may be a stimulus to the introduction of this plant more generally into the open border. The seed may be sown in April, either in pots or flat pans, (the latter I prefer,) in a mixture of loam and peat; let the pans be placed in a hot bed frame until the plants are fit for potting off. The seeds should be sown very thin, otherwise the major part of the plants would perish, for the want of air to their stalks, as they grow with their foliage prostrate. As soon as the plants are strong enough for potting off, let a quantity of pots be filled with peat and rich loam, (the pots I use are 6 inches deep and $4\frac{1}{2}$ wide,) turn out the plants carefully, and place one in each pot, let a little water be given to them with great care, and afterwards remove them into the frame. When they have got a little established in these pots, they may be removed into a cool frame or greenhouse. In June, the pots may be placed in the open air, and the plants regularly attended to during summer with water. Towards the end of October, remove them into a frame, pit, or greenhouse, as they require to be kept from severe frosts. Early in May following, prepare a bed for the plants, (a circular one I recommend for this plant,) and the bed be raised with loam and peat, the highest in the centre, gradually declining to the edge of the bed. A bed fourteen feet in diameter should rise two feet at the centre. In turning out the plants into the bed, place one in the centre, and one every ten or twelve inches over the surface; let a little water then be given to the plants, and as often afterwards as may be necessary. In three or four weeks after turning out the plants they will have nearly covered the surface of the bed, and will be one complete mass of bloom. I had a bed of this plant last sum-

mer, which was entirely covered with blossoms from the end of May to October. As soon as frost is apprehended, take up the plants, and replot them. These plants, when turned out in May following, will bloom much finer than those raised from seed when one year old.

GEORGE HARRISON.

Downham Market, March 13th, 1833.

ARTICLE V.—*On the Cultivation of the Balsam, (Impatiens Balsamina.)* BY SAINT PATRICK.

Observing in page 20 of the *Floricultural Cabinet and Florist's Magazine*, that *Flora* solicits a little information on the cultivation of the Balsam, and as the time is fast approaching for sowing the seeds, I beg leave to offer you the steps I take in the culture of this plant. I generally sow for the first time about the 1st of April, and once a month afterwards for a succession. I sow in 48 sized pots using light mould—the pots are plunged in a hot bed frame, and a garden pot placed inversely over the one in which the seed is in, which greatly assists the seed in vegetating. As soon as the plants appear, I remove the pot, and admit air sufficient, to prevent them being drawn up weakly. When water is required, I pour it round the side of the pot until it has covered the surface of the mould. When the plants have grown three or four inches high, I pot them off singly into 60 sized pots, and afterwards replunge them into the frame. The compost I use is a strong rich loam, with one third of rotten manure and night soil. This is well mixed together six months before wanted for potting, and frequently turned over during frosty weather. The tops of the plants are kept at all times within one foot of the glass, and air is freely admitted in order to keep the plants strong. I water them twice a week with manure water, made from hogs and deers dung. As soon as the pots are filled with roots, I remove them into 48 sized pots, with their balls entire, and replunge them in the frame. The heat is generally kept at 70 degrees. Should any blossoms appear, I cut them off. The plants soon require potting into 32 sized pots, and all blossoms then shewing are taken away as they put forth. When the plants have got well established in these pots, I remove them into 24's and afterwards allow the blossoms to remain.

The plants by this time are well established for blooming, and are soon full of blossoms; I then remove them from the frame into a greenhouse or stove.

I had plants last year which were five feet high from the pots, remarkably strong and bushy, some of the plants measuring upwards of ten feet in circumference, and were covered with perfect double blossoms.

Taking off the blossoms as they appear, in the early stage of growth, greatly assist the plants in growing, and the flowers finally produced are much larger, and in much greater profusion than otherwise they would have been.

ST. PATRICK.

March 26th, 1833.

PART II.

EXTRACTS.

Plants figured in the following Periodicals for April, 1833:—
Curtis's Botanical Magazine, 3s. 6d. coloured, 3s. plain. Edited by Dr. HOOKER, King's Professor of Botany in the University of Glasgow.

1. *Erythrina velutina*, Velvety Erythrina, class, Decandria; order, Diadelphia, natural order, Leguminosæ. Of this fine plant the Editor says, I am indebted to the Rev. R. T. Lowe, for the drawing made from the living plant in Madeira, and also for the following description:—

The only individual of this noble species which I have seen in flower, is growing amidst a plantation of other rare exotic trees, in the Garden of the Quinta de Valle, near Funchal, at a height of three or four hundred feet above the sea. Of its particular history and introduction, it is now impossible to learn anything with precision. It was probably imported by a former proprietor of the place, Mr. J. MURDOCH, with many other rare exotics, inmates of our stoves and greenhouses in England, which have now attained, in this favoured spot (Madeira,) the size and luxuriance of forest trees, the present plant is thirty feet high, and its trunk about two feet in girth. Flowers produced in June and July, large and handsome, in partial whorls of from four to eight. Colour, bright orange red. *Erythrina*, from *Eruthros*, red; from the fine red colour of most of the species.

2. *Psychotria daphnoides*, Daphne like, Pentandria, Monogynia, Rubiacæ. An inhabitant of the margins of woods on the banks of Brisbane River, New Holland, sent from thence to the Kew Garden, in 1829, by A. CUNNINGHAM, Esq. It is a greenhouse plant, flowers small, white, blooms in April. Culture: increased by cuttings, thrives in loam and peat. *Psychotria*, from psyche, life, and trethro, to support; on account of the powerful medicinal properties of the *Psychotria emetica*.

3. *Brassavola nodosa*. Fragrant Brassavola, Gynandria, Monandria. Orchidæ. This plant was sent by WILLIAM PARKES, Esq. of Kingston, Jamaica, in 1830, to CHARLES HORSFALL, Esq., Mayor of Liverpool, with whom it bloomed in January, 1832. Flower, Sepals, yellowish green; Labellum, whitish. The plant had remained dormant, without showing any signs of vegetation for about six months after its arrival in this country, and then put forth one shoot, which attained its full growth in the course of two months, when it became dormant for the same period as before. Culture. Increased by division; soil, peat and rotten wood. Brassavola, from A. M. BRASSAVOLA, an Italian Botanist.

4. *Corydalis longiflora*, long flowered. Diadelphia, Hexandria. Fumariaceæ. A greenhouse plant, native of the Altaic Mountains, received at the Edinburgh Botanic Garden, in 1832, from Berlin, bloomed in December and January. Flowers, an inch and three quarters long, scattered loosely upon a terminal Raceme. Colour, rose. Culture. Division of tubers; soil, peat and loam. Corydalis, from Korydalis, a lark, from the long spur or claw of of the flower, resembling that of a lark.

5. *Gelonium fasciculatum*, cluster flowered. Diœcia, Polyandria. Euphorbiaceæ. Introduced from the East Indies to Kew Gardens, it is a stove plant whose flowers are of little beauty. It is also called in some collections, Saragoda glabra. It blooms in August; colour, greenish white.

6. *Hydrastis Canadensis*, Polyandria, Polygynia, Ranunculacea. It is a native of Canada, introduced into this country in 1759. It grows six inches high, blooms in April and May. Flowers, green, uninteresting—they are succeeded by a rich scarlet berry as large as a raspberry, appearing in July. Culture. Increased by seeds or division; soil, moist loam. Hydrastis, from Hydor water; plant growing in humid places.

7. *Epidendrum pygmaum*, Dwarf Epidendrum, Gynandria, Monandria. Orchidæ. A stove plant sent from Brazil, to Mrs. ARNOLD HARRISON. Flower, labellum, white, and its intermediate column tipped with red. Sepals, greenish. Epidendrum, from Epi, upon; dendron, a tree, growing upon.

Edwards's Botanical Register. Edited by JOHN LINDLEY, Esq. Professor of Botany, in the London University. Coloured, 4s., plain, 3s.

1. *Banksia prostrata*, Prostrate Banksia. Tetrandria, Monogynia. Proteaceæ. Discovered by Mr. BAXTER, in 1832, in New Holland. It is a prostrate greenhouse shrub, not exceeding a foot or two in height. Its branches are deep brown, covered with a close down. The leaves are seated on long hairy stalks, and are a deep bright green, glaucous beneath. The flower heads are small, of a deep cinnamon brown, with bright yellow stigmata, blooms in August. Culture. Increased by cuttings or seeds; soil, sandy peat. Banksia, in honour of Sir JOSEPH BANKS, Bart.

2. *Duvaua dependens*, round leaved Duvaua. Polygamia, Monœcia. Anacardiaceæ. A shrubby plant from Chili. Flowers, very small; yellowish green; it produces numerous dark purple berries. Culture. Same as *D. ovata*, described in page 36. Duvaua, so called after a French Botanist.

3. *Gompholobium venulosum*, veiny leaved. Decandria, Monogynia. Leguminosæ, the Tea Tribe of flowers. This plant was raised by Mr. KNIGHT, Nurseryman, King's road, from seeds collected by Mr. BAXTER, in New Holland. It is a delicate greenhouse shrub, with very neat pretty blossoms, flowers in July and August. Colour, bright yellow. Culture. Professor LINDLEY, observes:—All plants from the southern coast of New Holland, or Van Dieman's Land, naturally enjoy a climate which in the winter season, is about as cold as the winters in the south of France; they are found very much in dry exposed situations; and many of the plants, especially Pimeleas, are physically incapable of enduring cold and moisture together, although the former by itself, if not above a certain amount is prejudicial to them.

They therefore, should be kept in winter in a cool airy place, where a perfect command of ventilation is possessed; and the temperature should not be allowed to rise much above 40 or 45 degrees in the winter months. Upon the above plan, Mr. KNIGHT manages the young plants obtained from the collections formed by Mr. BAXTER, and with such success that no doubt can be entertained of its excellence. Increased by cuttings or seeds; soil, sandy peat. *Gompholobium*, from Gomphos, wedge; and lobus, pod. Shape of seed, pod.

4. *Clarkia elegans*, Californian *Clarkia*, Octandria, Monogynia. Onagrarizæ. The name of Clarkia, like that of Rose, carries a charm with it, for it is impossible not to associate with it, the idea of that sweet North American flower, which is now the ornament of every flower market from London and Paris, to Moscow and Stockholm. The present very beautiful species was found in California, by Mr. DOUGLAS, and was raised in 1832, in the Garden of the Horticultural Society, and blossomed from July to October. Flowers, of a fine rosy purple, not quite as large as *C. pulchella*. The plant grows two feet high. Culture. Increased annually by seeds, or kept perennial by slips taken off early in September, and placed in a greenhouse during winter; soil, rich loam. *Clarkia*, so called after Captain Clark, who accompanied Captain Lewis, to Rocky Mountains.

5. *Calceolaria Herbertiana*; var *parviflora*. Mr. W. Herbert's, *Calceolaria*, small flowered variety. Diandria, Monogynia. Scrophularinæ. The present variety was raised from seeds found by Mr. CUMING, near Valparaiso. The plant flowered in the Garden of the Comte de Vandes, in May, 1832. The flowers are smaller than *C. Herbertiana*, more densely corymbose and numerous, and the tip, which is less inflated, has three distinct projections, which give it a sort of plaited appearance. Colour, yellow, streaked with orange. Culture. The same as *C. chilensis*, *integrifolia*, &c. that is to say an open border in a dry sheltered place in summer, and a greenhouse in winter. *Calceolaria*, from *Calceolus*, a slipper form of corolla.

6. *Stenactis speciosa*, shewy *Stenactis*; Syngenesia, Polygamia Superflua. Compositæ. A hardy perennial, native of California, sent from thence by Mr. DOUGLAS, to the London Horticultural Society. The flowers are very handsome, and shewy. A bed of it would have a splendid appearance. It grows two feet high, and flowers from July to October. Although a perennial, seedlings flower very freely the first year; and so early as to perfect abundance of seeds, and may be thus treated as an annual. Flowers, from two to three inches across; the colour of the ligulate petals of the Ray, are dark violet, and the Disk is a deep yellow. Culture. Increased by seeds, or division of the plant; soil, rich loam. *Stenactis*, apparently from *Stena* to sigh, the application we do not know.

7. *Pimelæa hispida*, long stalked *Pimelæa*. Diandria, Monogynia. Thymelea. A beautiful greenhouse shrub, native of New Holland, discovered by Dr. Brown. It is nearly allied to the *Pimelæa rosea*, to which it is superior in beauty, and from which it is readily known by its broader leaves, larger flower heads, and especially by the long stiffish hairs that clothe the base of the calyx densely, and the apex sparingly, so as to give the flowers the aspect of delicate feathers. These hairs are long, very transparent tubes, with a considerable number of minute particles within their cavity; they are doubtless extremely well adapted to shew distinctly that curious motion in the fluids of plants, which forms so singular a species of circulation in their system, and which seems to be universal in hairs, so long as they are alive. Flowers, rose coloured. Culture. Increased by cuttings, struck in sand; soil, sandy peat. —See No. 3. *Pimelæa*, from *Pimele*, fat.

Sweet's British Flower Garden, coloured, 3s., plain, 2s. 3d.

Edited by DAVID DON, Esq., Librarian to the Linneæan Society.

1. *Lilium Catesbæi*, Catesby's Lily. Hexandria, Monogynia. Liliacæ.

This elegant Lily is a native of Virginia and Carolina, growing in low, open, mossy swamps. Introduced into this country in 1787. It is quite hardy, grows 1½ feet high, flowers solitary. Colour, deep orange red, spotted with dark. Blooms July and September, grown at Dennis's Nursery. Culture. Increased by offsets, or seeds. It thrives best in peat soil. *Lilium*, from Li, whiteness of the flowers of some species.

2. *Helleborus niger*, var *vernalis*, vernal black Hellebore. Polyandria, Polygynia. Ranunculaceæ. This variety of the Christmas Rose, is somewhat prettier than the other two varieties, having the blossoms at least a third larger, and of a clearer colour, being white changing to a pale rose. It blooms six weeks later than the common variety, grown in the Botanic Garden, Chelsea. Culture. Increased by parting; soil, rich loam. *Helleborus*, from Helein, to cause death, and bora, food; poisonous.

3. *Iris biglomis*, Glumaceous Iris, Triandria, Monogynia. Irideæ. A native of Siberia, introduced in 1811, discovered by the celebrated Pallas. Flowers, pale blue, marked with numerous purple veins and spots, very pretty. Grown in the Botanical Garden, Chelsea. Culture. Increased by division; soil, sandy peat. Iris, from Iris the eye, the variety and brilliancy of its colour.

Narcissus recurvus, drooping leaved, Triandria, Monogynia. Amaryllidææ. This is one of the largest and latest flowering species of the Narcissus, excepting the double flowered varieties. It is a perfectly hardy plant, flowering in April and May. Flowers, corolla white; crown, edge crimson; centre, deep golden. This and another variety, adorn the London Markets abundantly. Culture. Increased abundantly by offsets in any soil or situation, but will not thrive well, and scarcely flower at all, in a poor dry or light soil. But when seasonably transplanted every third year into deep, rich, and rather moist, or strong loamy soil, it will bloom very freely and perfectly. The same attention to culture is applicable to nearly all the *Narcissus*'s. *Narcissus*, from Narke, stupor; effects of smell. A. H. HAWORTH, Esq.

Loddiges's Botanical Cabinet, 5s. ten plates coloured, 2s. 6d. partly coloured. Edited by MESSRS. LODDIGES'S.

1. *Barlèria mitis*, Didynamia, Angiospermia. Acanthaceæ. This is a native of India, introduced in 1816. It is an upright stove plant growing three feet high, flowers very freely from May to September. Colour, fine yellow. Culture. Increased freely by cuttings; soil, loam and peat. *Barlèria*, from J. BARRELIER, of Paris, a celebrated Botanist.

2. *Billbergia zebrina*, Zebra streaked. Hexandria, Monogynia. Bromeliaceæ. This elegant plant is a native of Rio de Janeiro, where it is found growing upon trees. It was introduced into this country in 1820. It grows 1½ feet high, bloomed in January, with Messrs. LODDIGES'S. Flowers, pendulous; colour, yellowish green. Culture. It is cultivated easily in the stove, potted in vegetable earth with a portion of sand; and but little water in the winter season, increased by suckers. *Billbergia*, from J. G. BILLBERG, a Swedish Botanist.

3. *Thunbergia fràgrans*. Fragrant *Thunbergia*, Didynamia, Angiospermia. Acanthaceæ. A native of the East Indies, introduced in 1796, by the late Lady de Clifford. It is a delicate stove climber, and merits a place in every collection of stove plants, being almost perpetually adorned with its snow white fragrant blossoms, it grows several feet high. Culture. It is increased with facility by cuttings; soil, light loam. *Thunbergia*, from Ch. P. THUNBERG, a celebrated Botanist and Traveller.

4. *Maxillària punctàta*, dotted flowered. Gynandria, Monandria. Orchidææ. This plant is a native of Brazil, and was introduced in 1822. It blooms in November and December, the flowers being of an agreeable fragrance; colour, greenish yellow, dotted with red. Culture. It requires the usual treatment of these charming stove plants; increased by separation. Soil, potted in

vegetable earth with moss and pieces of broken pot intermixed. *Maxillaria*, *Labellum*, resembling the *Maxillo* of some insects.

5. *Justicia speciosa*, showy *Justicia*. Diandria, Monogynia. Acanthaceæ. A native of the East Indies, growing in the interior of Bengal, where it is very ornamental. Introduced into this country in 1826. It was first raised by Sir HENRY BUNBURY, of Barton Hall, Suffolk. Flowers, blooms July to October, growing four feet high; colour, fine rosy purple. It merits a place in every collection of stove plants. Culture. Easily increased by cuttings; soil, rich loam. *Justicia*, from J. Justice, an eminent Scotch Horticulturist and Botanist.

6. *Psilotum triquetrum*; Triangular, Cryptogamia Lycopodiæ. This is a native of the West Indies, also it is said, of the Mauritius and of New Holland. It was introduced here in 1793. Messrs. LODDIGES's state, that they once had a plant which lived many years, growing out of a trunk of *Cycas revoluta*. Culture. It requires the stove; it may be potted in the same way as the tropical ferns. *Psilotum*, from Psilos, naked; destitute of leaves.

7. *Oncidium Harrisonæ*. The description &c., given in our number for April, page 36.

8. *Erica penecillata*, pencilled *Erica*. Octandria, Monogynia. Ericææ. This very beautiful species is a native of the Cape of Good Hope. Introduced in 1792, by Messrs. LODDIGES's. Flowers—colour, fine rose, which are produced freely. Culture. It is exceedingly difficult to strike by cuttings, consequently requires to be raised from seeds. *Erica*, from Ereiko, to break; fragility of branches.

9. *Lucúlia gratissima*, most grateful; Pentandria, Monogynia. Rubiaceæ. This most beautiful flowering plant is a native of Nepal and Silhit, originally classed with *Cinchora*. According to Dr. Carey, it is a small branching tree, growing to the height of sixteen feet, found on the smaller hills in exposed situations, where it flowers nearly all the year. He says it is impossible to conceive any thing more beautiful than this tree, when covered with its numerous rounded panicles of pink, very fragrant, large blossoms. Blooms in this country from June to September. Culture. It is difficult of cultivation, the stove being too close for it, and the greenhouse too cold. It may readily be increased by cuttings or layers, and should be potted in loam and peat soil. *Lucúlia*, from *Luculi* Swa, of Nepal.

10. *Rhipsalis mesembryanthemoides*. Mesembryanthemum like. Icosandria, Monogynia. Cactææ. A curious little plant from South America, introduced in 1817. Flowers, white, appearing in November and December. Culture. Increased by cuttings; soil, peat, loam, and lime rubbish. *Rhipsalis*, from *Rhips*; a willow branch, flexibility of the branches.

The Botanical Garden. By Mr. B. MAUND. Monthly, 1s. 6d., large; 1s. small. Coloured.

1. *Lychnis Flos Jovis*, umbellate Rose Campion; Decandria, Pentagynia. Caryophyllææ, native of Germany. Hardy perennial, introduced in 1726, grows two feet high, flowers in July; colour, rose. It may be raised from seeds; divided; or struck from cuttings of the flower stem before they begin to flower. The term *Lychnis*, from the Greek *Lychnos*, a lamp; down of the leaves as wicks; the name *Flos Jovis*, flower of Jove.

2. *Scutellaria alpina*, alpine scullcap; Didynamia, Gymnospermia. Labiataæ. Native of Hungary. Hardy perennial, introduced in 1752, grows nine inches high, flowers from June, to September; colour, light blue and white. It may be raised from seeds, it may also be divided at the roots, which in some situations multiply rapidly. *Scutellaria*, from the latin *scutella*, a small dish; figure of calyx.

3. *Anagallis Monelli*, Monellis pimpernel; Pentandria, Monogynia. Primulacææ, native of Italy. Perennial, introduced in 1648, grows nine inches high, flowers from June, to September; colour, rich azure blue, which are produced

abundantly. It strikes readily from cuttings, but it must have winter protection. *Anagallis* is derived from the Greek *anagaleo*, to laugh, from its exhilarating properties. *Mouëlli*, the name of an Italian botanist.

4. *Celsia critica*, cretan *celsia*; *Didynamia*, *Angiospermia*. *Solanææ*, native of Crete. Hardy biennial, introduced in 1752, grows five feet high, flowers from July to September; colour, yellow, raised from seeds. The present generic name *Celsia*, was adopted by LINNÆUS, in honour of his friend *OLAUS CELSIUS*, at Upsal. *Cretica*, from Crete, an island of the Mediterranean, now called *Candia*.

PART III.

MISCELLANEOUS INTELLIGENCE.

PRIZE FLOWERS EXHIBITED IN 1832.

At the various Horticultural and Floricultural Meetings held throughout the country, it is usual to award several prizes to each class of colour in the flowers exhibited, as eight prizes for grey-edged *Auriculas*, eight prizes for green-edged, &c. We have, therefore, selected out of all the accounts of Meetings we could obtain, six of each class obtaining the greatest number of first prizes. Our object in doing so is to give our readers who may be unacquainted with many of the sorts of flowers, a knowledge of their merits as determined by the selected Judges at the various exhibitions, and thus be a guide, in some degree, to a choice of valuable kinds of flowers in any addition about to be made.


AURICULAS.				First	Total
GREY-EDGED.		First	Total	Prizes.	Prizes
		Prizes.	Prizes		
Grimes's Privateer	20	36	Cox's Bishop of Lichfield	3 6
Kenyon's Ringleader	14	31	Scholcs's Ned Lud	2 19
Taylor's Ploughboy	3	14	POLYANTHUSES.	
Thompson's Revenge	2	13	Pearson's Alexander	27 39
Rider's Waterloo	2	9	Buck's Geo. IV.	5 13
Fletcher's Ne plus ultra	..	4	4	Cox's Prince Regent	4 17
GREEN-EDGED.				Beauty of Coven	3 5
Booth's Freedom	9	17	Eckersley's Jolly Dragon	3 6
Lec's Col. Taylor	7	12	Waterhouse's Geo. IV.	3 3
Pollit's Highland Laddie	4	13	PINKS.	
Stretches' Alexander	4	13	PURPLE LACED.	
Moore's Jubilee	3	5	Lustre	18 36
Warris's Blucher	3	5	Suarrow	16 30
WHITE-EDGED.				Sir John	8 16
Hughe's Pillar of Beauty	9	25	Independent	4 14
Lee's Bright Venus	8	24	Wigley's Beauty	4 10
Taylor's Glory	5	20	Apollo	4 4
Popplewell's Conqueror	..	3	13	RED LACED.	
Wood's Delight	3	9	Geo. IV.	10 25
Pott's Regulator	3	9	Humphrey Cheetham	9 21
SELFS.				Lady Green	4 8
Grimes's Flora's Flag	11	30	Claudius	4 15
Redman's Metropolitan	..	7	31	Jupiter	4 14
Berry's Lord Leigh	5	19	Rosea	3 13
Netherwood's Othello	..	5	13	BLACK AND WHITE.	
				Cicero	13 25

insects will be found to harbour in the holes, and the speedy destruction of the intruders will be effected, however numerous.

T. B.

N.B. The mixture requires to be renewed in the holes every other day at least; and in making up the mixture, more should not be done at one time than will be required for two or three days, as the poisonous properties of the arsenic when mixed is by that time lost.

TO DESTROY EARWIGS.



Earwigs are very destructive to some kinds of flowers, particularly to Carnations and Dahlias, by biting off a portion of the petals.— It has been an old and general custom to lay hollow bean stalks as a lure for the insects, into which they resort during the day. Bean stalks answer the purpose, but do

not last long, nor are they so convenient for use as traps of a more durable material. I have made use of traps made of tin, each of which compose a number of small tubes, soldered together in the manner as represented in the annexed figure. I dip the trap in sugared water, or sugared small beer, and lay it near the plants; this attracts the insects to feed, and invites them to remain in the tubes, from which they are shaken into a pan of hot water. A little attention to the above practice soon clears the neighbourhood of the flowers, of the insects.

DIANTHUS.

Malden, April 6, 1833.

QUERIES, ANSWERS, REMARKS, &c.

QUERY.—ON THE PROPAGATION OF DAHLIAS BY CUTTINGS, &c.—I have read over with considerable interest the two papers on Dahlia culture, which have appeared in the *Florist's Magazine*, and I beg to acknowledge my obligations to the Authors of the Communications, for the very plain and judicious instructions contained therein; to me, they will prove of real utility.

The knowledge I had previously acquired of cultivating the Dahlia, was in many respects much inferior to many other cultivators, yet I fancy I have discovered a particular in its treatment, which, if others have been previously in possession of, I have never seen any intimation of in any publication which has come under my notice, and to me, it appears the subject of discovery merits a public record, for reasons which I am sure the readers of the *Magazine* will at once comprehend. As, however, the NOTTINGHAMSHIRE FLORIST and VERTI MNUS, have not touched upon the subject, and they have so liberally contributed to my information I hope my observations will at least be of some service to them.

I have been in the habit of purchasing each season a few of the newer kinds of Dahlias, accordingly I assigned them the best situation and treatment, and the roots were taken up at the end of the season before frost came, with the greatest care and properly stored during the winter. At the following spring, I planted my fine roots entire, anticipating a considerable increase of plants by the cuttings I purposed setting off; but to my very great surprise and disappointment, I could not from many of the roots obtain a single shoot. From the hot bed frame I removed the roots into a stove, but even then equally unsuccessful. I finally planted them in the open border, but not a shoot would push, although the roots still remained quite sound. I resolved to give them a second years trial, and treated them in all respects in the most likely way to accomplish my desires, but no success attended my efforts. The circumstance puzzled me for some time. However, at last, I judged the mystery was developed to me, and my subsequent practice I think, justifies my conclusions.

It is advised by VERTUMNUS, page 33, that in preparing cuttings of new and scarce sorts, that each shoot should be cut into pieces, and of course allowing two joints to each cutting. In this process the cut is made crosswise of the shoot, close under each jointed rim, and the two lower leaves of each cutting are dressed off. From the joint inserted into the soil the roots are produced; connected with the joint, and at the bases of the leaf stalks, are two eyes, if these be cut out, the cutting will root equally as well as if retained, and the plant will afterwards bloom as vigorously and profusely as if the eyes were remaining, the root will also be sound, and perhaps very fine (as was the case with my roots,) but when planted the following year not a single shoot will push, in consequence of the eyes being cut out as above named. It is, therefore, of importance in putting off cuttings to retain the two eyes uninjured if the perpetuation of the plant be desired.

I prefer the mode of striking advised by the NOTTINGHAMSHIRE FLORIST, page 4, to take off the shoots close to the old root, because several eyes are always situated around the bottom of each shoot, and when roots from such cuttings are planted a second season, a number of shoots are produced from each.

Should any of the readers of the *Florist's Magazine* be in possession of a method of causing roots same as mine to push, or by what other means (differing from what has come under my notice,) the roots are caused to become shootless, I shall be obliged by their communication through the same medium I solicit them.

April 6th, 1833.

DAFFODIL.

ANSWER.—In perusing the first Number of your *Floricultural Cabinet*, I observed a Query (page 20) from an Enquirer, who expressed a desire of knowing how to propagate the Verbena Melindris; I must beg to observe that all your Querists, except R. TATE, are signed in fictitious names, and thus we are ignorant to who it is we are imparting our knowledge. Sir, I do wish your correspondents would follow the sensible plan of signing their names; a man need not be ashamed either to receive information or impart it; there is, therefore, no occasion for anonymous communications in matters of art and science. My method of propagating the Verbena Melindris is as follows:—when the plants are in full vigour, I place small pots round them in the direction of the runners, and peg a joint to the centre of the pot; they root freely. I cut off the top of the shoots; they bloom and add to the beauty of the Flower Garden until the appearance of frost; I then part them from the parent plant; the pots are full of roots and well established. I place them in the Greenhouse, or a room where no fire is kept, or in a pit. The plants continue nearly inactive, until excited by artificial heat, or the natural warmth of the season. I water sparingly. I assure your correspondent I should not have taken the trouble to inform him how I propagate that beautiful little plant, had it not been for the sake of advancing knowledge; while at the same time I consider an anonymous correspondent scarcely worth regarding, indeed there is a pleasure in giving the fruits of one's experience to persons who are as your correspondent professes, "*Enquirer*;" but I do meet with such a multitude of would-be gardeners, whose ignorance and conceit are so insupportable, that I have said again and again I would have nothing to do with such persons; I trust your correspondent is not of this class. I still further express the distaste I have towards those ignorant and presuming persons who have often so much to do with Gentlemen's Gardens; I will instance this fact. I am here engaged for the period of twelve months, to renovate a long neglected Garden; a labourer having had the management of the Garden for many years, still continues so to do. A brick-lined pit was built there last Autumn. A few days ago some feeble Melon plants were put into it. A crop of Melons may be grown, and if so, wonders will be working. Now if a scientific gardener had the management of the pit, a crop of Strawberries would be grown according to Loudon's Encyclopædia of Gardening, page 589, section 3344; then a crop of Melons and Mushrooms according to the above work, page 603, section 3145, and quantities of Flowers forced, pans of Annuals growing. &c. I

agree with the writer in the *Gardener's Magazine*, vol. 9, page 48, that we, like other professions, ought to have the pretenders closely examined, and subjected to the rigid scrutiny and examination of an "Horticultural Hall."

Chicheley Hall, March 20, 1833.

WM. WHIDDON.

QUERY.—I should be very glad if any of your readers would give for insertion in the *Florist's Magazine*, a short article on the treatment of that beautiful little plant the *Lechea naltia formosa*. I have lost seven plants since last October, which were at that time quite healthy and very full of blossoms. I have kept them in the warmest situation in the greenhouse, but have failed to preserve them.

April 2d, 1833.

JOHN BELL.

QUERY.—I find the Guernsey Lily deteriorates with me the same as Hyacinth's do, and becomes weaker each successive season. If any of the readers of the *Floricultural Cabinet* are acquainted with a mode of cultivating them for several succeeding years, so as to flower luxuriantly, I should be greatly obliged by a communication on the mode of treatment.—

East Lodge, Hants, April 10th, 1833.

J. PRICE.

QUERY.—I have a plant of *Elichrysum proliferum*, which is getting old and unsightly, I have tried for several years to raise a plant from a cutting, but have uniformly failed, will you, or some of your correspondents, knowing the mode of raising plants from cuttings, favour me with the particulars thereof.

ALPHA.

QUERY.—The Florists of Cambridge will be much obliged if you, or any of the subscribers to your new publication, will give them any information respecting the regulations or rules that were to be drawn up and adopted by the Florists of Manchester and its vicinity, by which Florist's Flowers were to be judged. We understood that it was principally intended for the guidance of censors at all future shows, which we thought highly desirable, as we find so much uncertainty and diversity of taste, that uniformity is wholly out of the question, as regards the merit of the flowers in the opinion of the censors. Wishing every success to your *Floricultural Cabinet*.

HANNIBAL.

P.S. I shall endeavour, at the earliest opportunity, to throw out a few hints for the guidance of the junior Amateur Florists, should you think them worthy a place in your *Cabinet*. [We shall be much obliged by the promised favour of our Friend.]

REMARKS.—I beg leave to offer a few remarks on the first Number of your periodical for your consideration. I do not like your first title, "The Floricultural Cabinet," it appears quite unnecessary and is very inappropriate. What has a Cabinet to do with a Flower Garden? The second title, "The Florist's Magazine," is very preferable, as it conveys at once a correct idea of the work and is quite sufficient. I do hope, therefore, that you will confine it to the latter title. In a work of prescribed limits like the present, *condensation is essentially necessary*. If your correspondents are too luxuriant, you can easily apply the pruning knife. In your first article for instance, the pith and marrow of the long story of cultivating Dahlias might have been given in a single page, or less. I like your reviews much; they are instructive and useful. I hope you will confine the *Magazine* to its particular object, and not overwhelm us with plans of hothouses, greenhouses, &c.; these are nothing more than advertisements, and ought to be transferred to wrappers accordingly. They are useless to 9 10ths of those persons likely to become your readers. A monthly list of the hardy plants and bulbs in flower upon the plan of the list in p. 24, would be of very great use to young beginners, particularly if given prospectively. With respect to the plates, I must say the first is vile in the extreme. One good plate like those in Sweet's *Florist's Guide*, of a new and really fine flower, would be worth a hundred such as the above. And as to your plate at page 20, my copy is very carelessly coloured; not only is it daubed, but colours are omitted which are necessary to delineate

the true characters of the plants. The Boquet on the wrapper is really good. A few inaccuracies in the type occur; care should be taken in this particular. Upon the whole I like your plan, though I see room for improvement, and several of my gardening friends who, as I anticipated, take in the Magazine, are pleased with it; but, with me, they think that your chief care should be the parterre, and that *Florist's flowers* should, as they deserve, occupy the chief place in your regard. I again beg to call your attention to the condensation of your original articles, (surplusage is unnecessary,) and to reiterate the hope expressed in my former note, that suburban gardens will meet with a due share of your attention.

SNOWDROP.

Having perused your monthly publications for March and April, under the title *Floricultural Cabinet*, I am much pleased with the matter they contain, and am greatly surprised to see the number of Plates, and so well coloured, for the low price of the work.

Chancery Lane, London, }
April 15th, 1833.

A SUBSCRIBER.

REFERENCES TO PLATES.

1. *Utricularia internédia*, middle hooded water Milfoil, Diandria, Monogynia, Lentibulariæ; native of Britain. Spur conical, spike two or three flowered; upper lip of the corolla double the length of the palate, and flat. Leaves divided into three linear forked segments, imperfectly dichotomous. Bladders on branched stalks, and not on the leaves. Perennial; flowers in July; grows in ditches and pools, not very common. *Utricularia*, from *Utricularius*, little bottle, applying to the roots.

2. *Veronica hybrida*, Welsh Speedwell, Diandria, Monogynia, Scrophularinæ; native of Britain. Spikes of flowers cylindrical, terminal many flowered; leaves opposite, broadly serrated. Stems erect. Root creeping and perennial. Blooms from June to August. Plant found on Craig Wreiddin, in Montgomeryshire, by Mr. BOWMAN, and on Humphrey Head, near Cartmell Wells-Lancashire. This plant differs from *V. spicata*, inasmuch as it is twice as large, with rougher leaves and stem; the leaves are also more notched, and of a grassy green. *Veronica* from the name of a Princess.

3. *Calophanes oblongifolia*, spotted flowered. (See No. for April, page 36.)

4. *Fuchsia globosa*, Balloon flowered Fuchsia. This most beautiful Fuchsia is said to have been originated by some Gentleman's Gardener from seeds cross impregnated between *F. conica* and *F. microphylla*. The branches of *F. globosa* are decurved, from which depend, on slender pedicels, 1 inch in length, very numerous flowers—thus forming very pleasing wreaths. The flowers before expansion form so many pendulous crimson globes, and being produced in profusion, have a beautiful appearance. It flourishes either in pots or the open borders; blooming from June to October. *Fuchsia*, from M. FUCHS, a German Botanist.

HORTICULTURAL, BOTANICAL, AND FLORAL SOCIETY
MEETINGS, &c.

In this department of our Magazine we shall insert in each number, accounts of one or more of the exhibitions of the Societies, forwarded to us—we shall only give in our usual Monthly Number such as contain accounts which we judge will be the most useful and interesting.—(See cover for this month.)

WILTS HORTICULTURAL SOCIETY.

The first Meeting for this year of the Wilts Botanical and Horticultural Society, held at Salisbury, on April 9th exceeded, in rare, choice, and splendid

productions, any we have hitherto witnessed. The grand plants and flowers of the East—the curious and extraordinary ones of Mexico, Peru, Brazil, Chili, &c.—the best productions of Europe, some of the best of every class, were placed round the room, with great taste and judgment. These were deservedly admired by all. We are assured, from increased exhibitors, by new subscribers, by the approving support of the Nobility and Gentry (many of whom were present,) and from the anxious attendance of all classes, that this Society is firmly established, and may truly be said to equal any one in the kingdom.

PRIZES AWARDED.

Best Stove plant—*Epidendrum aloefolium*, Mr. Downey, Gardener to W. W. Salmon, Esq.; 2d best—*Tillandsia nova*, (new species,) Mr. Bryant, Gardener to Dr. Finch; 3d best—*Calanthe veratrifolia*, Mr. Mitchell, Gardener to Eyre Coote, Esq.

Best Greenhouse plant—*Hovda Celsi*, Mr. Hughes, Gardener to C. B. Wall, Esq.; 2d best—*Boronia pinnata*, Mr. Bryant; 3d best—*Berberis fascicularis*, Mr. Bryant.

Best bulb plant—*Amaryllis*, (spec.) Hon. Mrs. Harris; 2d best—*Amaryllis Colvillii*, Mr. Dodd, Gardener to Col. Baker; 3d best—*Babiàna stricta*, Dr. Fowler.

Best *Camellia*—*C. punctata*, Mr. Dodd; 2d best—*C. speciosa*, Mr. Bryant; 3d best—*C. eclipse*, Mr. Alford, Gardener to T. King, Esq.

Best six *Ericas*—*E. odorata*, (others no name sent us,) Mr. Hughes; 2d best *E. Patersonia*, (others not named) Mr. Bryant; 3d best—*E. vernix coccinea*, (others not named) Mr. Dodd.

Best six *Pelargoniums*, *Beauclarkia* (no name of the others) Mr. Hughes; 2d best—*Humea*, (others not named) Mr. Mitchell.

Best three *Auriculas*—Yates's Princess Amelia, (not named) Rev. J. Greenly.

Best Seedling do.—Rev. J. Greenly.

Best six *Polyanthus's*—Rev. J. Greenly; 2d best—Mr. Keynes; 3d best—John Swayne, Esq.

Best six *Hyacinths*—Mr. Squibb; 2d best—Rev. Canon Hume; 3d best—Mr. Bryant.

Best six forced shrubs—*Wistaria sinensis*, (others not named) Hon. Mrs. Harris; 2d best—*Ribes sanguinea*, (others not named) Mr. Christie, Gardener to Earl Radnor; 3d best—*Kalmia latifolia*, (others not named) Mr. Dodd.

Best four Herbaceous plants—*Phlox crassifolia*, (other not named) to Hon. Mrs. Harris; 2d best—*Aubretia purpurea*, (others not named) Mr. Christie; 3d best—*Gœum coccineum*, (others not named) Mr. Dodd.

EXTRA PRIZES.

For *Arbutus canariensis*—Mr. Hughes.

For *Acacia longiflora*, and *verticillata*, two large *Azalea indica alba*, and *indica coccinea*, *Dryandras*, *Banksias*, and other plants; forming a splendid collection—Mr. Bryant.

For *Crinum amabile*—Mr. Alford.

For six double *Primroses*—John Swayne, Esq.

For *Cactus hybrida*—Mr. Downey.

For *Calceolaria pendula*—Mr. Alford.

For Seedling *Azalea indica*—Mr. Dodd.

For *Kennedia coccinea*—Dr. Fowler.

Never were plants and flowers exhibited in greater beauty, and the thanks of the County and City are due to the Gardeners, for the very great perfection to which the specimens had been brought. Next Meeting will be held at Marlborough, on May 17th.

DONCASTER HORTICULTURAL MEETING.

Doncaster, Bawtry, and Retford Horticultural Society, held their first Meeting for the exhibition of Flowers, &c. at Bawtry, on April 11th. Considering the early season of the year, the show was very splendid, the productions exhibited reflected the highest credit on the skill and industry of the growers.

PRIZES WERE AWARDED AS FOLLOWS:—

- Best Exotic plant—*Arum bulbocodium*, Dowager Lady Galway.
 Best Greenhouse plant—*Acacia armata*, Dowager Lady Galway.
 Best Pelargonium—*Echinatum*, Dowager Lady Galway.
 Best Camellia—*Warrattah*, Mr. T. K. Short
 Best Erica—*Erica arborea*, H. B. Simpson, Esq.
 Best Rose—Common cabbage, H. B. Simpson, Esq.
 Best Hyacinth—Mr. King.
 Best Pink—Forced, H. B. Simpson, Esq.
 Best Azalea—*indica alba*, H. Kirk, Esq.
 Best Kalmia—*angustifolia*, H. B. Simpson, Esq.
 Best Hardy Shrub—*Menziesia cærulea*, Mr. Appleby.
 Best Herbaceous plant—*Scilla, bifolia rubra*, Mr. Crowder.
 Best Exotic Boquet—Dowager Lady Galway.
 Best Hardy Boquet—Mr. T. K. Short.
 Best Basket of Flowers—T. Mr. K. Short.

The following kinds of plants were exhibited amongst many others:—*Acacia floribunda*, *Blötia Tankervilleæ*. 2. *Rhododendron ponticum*, *Kalmia angustifolia*, and a pot of very fine *Cyclamens*, from H. B. Simpson, Esq. *Sparmannia africana*, *Ixia lutea*, *Azalea indica, alba*, *Cactus speciosa*, and many others from Dowager Lady Galway. *Ixia polystachia violaceæ*, *Arbutus Ændrâchne*, *Jasminum revolotum*, *Cactus speciosissimus* with ripe fruits, from T. K. Short, Esq.

The particulars of Fruits and Vegetables will be given in No. 1, of our *Gardener and Forester's Record*, on June 1st. The following individuals were elected Honorary Members, viz. Joseph Sabine, Esq., J. C. Loudon, Esq., Mr. Joseph Harrison, Mr. John Wilson, Mr. Joseph Paxton, Mr. J. Stones, and Mr. Smith, Curator of the Hull Botanic Garden.—*Doncaster Gazette*.

MONTHLY FLORICULTURAL CALENDAR.

ANNUAL FLOWER SEEDS, whether tender or hardy kinds, may still be sown; such will flower in perfection late in Summer and Autumn. (See page 43.)

AURICULAS, (see page 47.)

BIENNIALS, seeds of, should be sown, in order to obtain strong plants for blooming next year. Such sorts as Sweet William, Hollyoaks, Scabious's, &c.

CARNATIONS, (see page 23.)

CHINA ROSE CUTTINGS, (see page 48.)

CHRYSANTHEMUMS, Indian; offsets and cuttings should now be put off; striking them in rich soil, and in heat.

CUTTINGS, offsets, and slips, of many kinds, of quick growing Greenhouse plants intended for open borders, may still be struck; such sorts as *Heliotropiums*, *Calceolarias*, &c. &c. (See pages 28 and 38.)

DAHLIAS (see pages 3, 22.)

ERICAS, (see page 48.)

GREENHOUSE PLANTS, as *Fuchsias*, *Salvias*, *Maurandias*, *Lophospermum*, *Calceolarias*, *Pelargoniums*, &c. &c. may be planted out in the open borders towards the end of the month. (See page 38.)

HOLLYOAKS, may be parted early in the month.

given by Mr. Sabine, in the *Transactions of the Horticultural Society*, vol. v. p. 322, &c., dated Jan. 1826; in which 48 species or varieties are enumerated, but without any sections, divisions, or subdivisions whatever, and with insufficient attention to their natural affinities; which renders it very difficult for any one, and more especially a tyro, to appreciate and understand them sufficiently. Wherefore I send you, hereunder, what I conceive to be an improved and more natural arrangement of them, nearly as far known to me; referring them to, and identifying them with, Mr. Sabine's varieties in every instance, as far as practicable, and likewise to published figures wherever I have been able to find any.

I possess, alive, several other reputed varieties; but these, at present, I refrain from mentioning, hoping to describe them more completely another year, when I may know more about them, and be better able to appreciate their characters. There have also very recently been raised, and flowered, various seedling varieties, which were exhibited at the December meeting of the Horticultural Society of London, which were chiefly obtained from seeds of the Early Blush, the Early Crimson, and the Two-coloured Red. These, however, I must abstain from further mention of at present.

There have been various methods recommended for the cultivation and propagation of these showy plants, and that by cuttings in May is now almost universally adopted. But I do not approve of this for strong fibrous-rooted, hardy herbaceous plants with late autumnal blossoms; for critical time is lost by the delay of striking the cuttings; and, if they are accelerated by heat and glass, they are (more than any other plants) debilitated, weakened, and dwarfed, and often lose their lower leaves by the time their flowers are open, having a faint and sickly appearance, instead of the vigorous growth of such roots, if annually parted and transplanted like perennial asters or other hardy perennial plants.

I recommend their voracious and very fibrous roots to be parted in autumn, or early spring, and planted in very rich manured light soil, at the foot of a south or west aspected wall, with not more than one, two, or three branches from each root, trained to the wall as regularly and as thinly as a peach tree, cutting off all superfluous shoots and weak lateral flower-buds.

They must, when planted, be watered in the usual way, and

afterwards, all over their leaves, with a fine rose watering-pan, lightly, as a fine slight shower, as often as their foliage flags, quailing to the beams of a powerful sun, which will sometimes be three times a day in the hottest weather. This will quickly re-erect their drooping leaves, without scorching or blistering them, and cause these uncommonly slow-growing plants to advance with a degree of comparative rapidity that is as pleasing as it is surprising, and their leaves will become twice as large as when treated in the usual way. The size of this foliage, too, as in bulbous and most other plants, will indicate the increase of size also in the expected but as yet invisible flowers; although in Succulentæ, and more especially in *Ficoïdeæ*, I should expect the reverse.

Thus treated, these conspicuous plants will reach the height of 3 or 4 ft. in the smaller sorts, and that of 7 and 8, at least in the tallest kinds, terminating in abundant and most beautiful flowers, many of which will far surpass 5 in. in expansion, and with almost every colour, except deep scarlet and the tints of blue.

But other aspects than the south or west, and even the open borders in very favourable seasons, will suit the greater part of these plants, near London, tolerably well, and enable them to open their flowers, though much later and smaller than those against a south-aspected wall, where they will expand every season; and, if properly blended as to colour, at the middle and end of every November, they are capable of making a more showy and magnificent appearance of flowery beauty, richness, and elegance, than I ever beheld in any other group. The duration of their hardy flowers is likewise greater than that of other autumnal plants, both as to individual blossoms, and in the lateral successional ones, and even when cut for bouquets and placed in vessels of water; one plant of the old purple, in my garden, having had flowers from the beginning of November last, to the second week in the present January. But the earlier they can be made to come into blossom, by open-air treatment (for all forcing irretrievably weakens them,) the better, and the longer will be their duration, and the finer their soft but agreeable chamomile scent.

Notwithstanding these deserved eulogies, Chinese chrysanthemums have not hitherto ranked with the true flowers of the florist, because, however well formed, in many of the varieties, they are all, save the Gold-bordered Red, of self or uniform colours; and

the florist requires yet another colour or colours to be distinctly depicted upon the first or ground colour of every petal, to constitute his favourite flakes, bizarres, and picotees.

This grand desideratum in Chinese chrysanthemums will, however, be finally accomplished through the seeds of well-formed half-double or double flowers, particularly those of my first section, called ranunculus-flowered; one of that section, the above-mentioned Gold-bordered Red, having already a fine form, and the rudiments of a flaked flower; its broad-edged border, base, and tips, often leaving, when well blown, a comparatively huge single flake of red in the central length of every petal. We must try the seeds, whenever we can procure them; and their unequalled sportiveness will reward us for the trouble of rearing them, by countless numbers of new forms, faces, and colours, surpassing all we at present know.

The sports of colour in the flowers, by casual branches from old plants, are well known, and capable of being propagated and perpetuated; and I shall notice them in my arrangement below, in every instance, as far as known.

In closing this paper, I beg leave to return my grateful thanks to the following gentlemen and nurserymen, for living roots of nearly the whole of the plants which compose this paper; who, on hearing I was studying Chinese chrysanthemums, generously offered me any part of their nearly complete collections, which I thankfully accepted:—

The Rev. Mr. ELLICOMB, Bitton Vicarage, near Bristol; Mr. INGPEN, Wellesley-street, Chelsea, who has nearly a complete and well-named collection; Messrs. YOUNG, Nurserymen, Epsom, near London, who have a very fine collection; Mr. TATE, Nurseryman, Sloane-street, Chelsea; and Mr. DENNIS, Nurseryman, King's Road, Chelsea, who has very nearly a complete and accurately named collection.

I remain, Sir, yours, &c.

A. H. HAWORTH.

Chelsea, Jan. 1833.

A new Arrangement of Double-flowered Chinese Chrysanthemums.

* RANUNCULUS-FLOWERED.

1. *Yellow Indian*, Hort. Trans. v. 4. p. 330. tab. 12. and v. 6. p. 346. Of short stature (in its group,) with very late and double, but small, flowers; and forms, with the next, a distinct species.
2. *White Indian*, Hort. Trans. v. 6. p. 347. Shorter than the preceding, with very late and similar, but white, flowers.

3. *Warratah Yellow*, Hort. Trans. v. 6. p. 344. Flowers very late, with the preceding, and of similar size, but has much more entire leaves, and larger flowers, which make it a distinct species.
4. *Spanish Brown*, Hort. Trans. v. 4. p. 486. and v. 5. p. 420. Of short firm stature, and rather early and beautiful flowers, the size of the preceding, and with smallish leaves a little more pinnatifid, and probably a distinct species.
5. *Blush Ranunculus-flowered*, Hort. Trans. v. 6. p. 328. Of short firm stature, and fine-formed early flower, of a blush colour, and peculiar neatness of form. I think I have two variations of it.
6. *Small Deep Yellow*; *Park's Small Yellow*, Hort. Trans. v. 6. p. 327.—Taller and weaker than the last, early and small-flowered, with small and blunt pinnately-lobate leaves. Perhaps it may be a distinct species, from its small leaves and flowers.
7. *Small Pale Yellow*; *Small Windsor Yellow*, Hort. Trans. v. 5. p. 415. and v. 6. p. 335. Also called Aiton's Yellow. Of short stiff growth, and early flowering, and but little merit.
8. *Small Flat Yellow*; *Small Yellow*, Hort. Trans. v. 5. tab. 17. and v. 5. p. 422. Of shortish growth, and with pure yellow and expanded early flowers, the shape and size of the three subsequent varieties, of which it is presumed to be the origin, as yellow is the most predominant colour in these plants. Their forms are very neat and regular.
9. *The Buff, or Copper*, Hort. Trans. v. 5. p. 420. Also called the Orange, or Buff. Resembles the preceding in every thing but colour.
10. *The Rose, or Pink*, Hort. Trans. v. 4. p. 344. Also called the Lilac.—Resembles the last in all things but colour, and is now the most common kind in cultivation, although introduced after the old purple, hereunder enumerated.
11. *The Pale Pink*, Hort. Trans. v. 6. p. 336. Raised in Mr. Colvill's Nursery, being a sportive branch from the last, and differing in nothing but colour. This and the three preceding doubtless sport mutually into each other, and are perpetuated by cuttings of their respective sports in the first instance, and offsets as well as cuttings afterwards; but are all liable to sport again, from pale pink through deeper pink, and copper or light orange to bright yellow: but their shoots and leaves are immutable.
12. *Expanded Light Purple*, Hort. Trans. v. 5. p. 153, and v. 5. p. 421.; and Bot. Mag. tab. 2256. Of middling size, and with flowers in the middle season (of its group,) but nearly twice as large as the last, though resembling it in form, and far more handsome.
13. *Quilled Light Purple*, Hort. Trans. v. 5. p. 145., and v. 5. p. 421. A sport only from the last, but now made permanent.

** INCURVING RANUNCULUS FLOWERED.

14. *Incurving Lilac*, Sweet, Brit. Fl. Gard. tab. 7.; *Curled Lilac*, Hort. Trans. v. 5. p. 155. and p. 421. Also called the Quilled Lilac. Grows tall, and flowers early, and is an elegant plant, allied to the preceding, and has produced the following one from a sportive branch.
15. *Curled Blush*, Hort. Trans. v. 6. p. 326. Has been called the Double Blush, and Double White. The flowers, which are rather early, large, and showy, dying off nearly of that colour. It is of middling stature in its group; and, although a sport only of the preceding, is now an established and more beautiful variety than it.
16. *The Quilled Pink*, Hort. Trans. v. 4. p. 350. and v. 5. p. 351. 420, 421; and Bot. Reg. v. 8. tab. 616. Of tall stature, and one of the very latest in blooming; but very handsome, and repaying by its beauty every care bestowed upon it by the gardener. It has been called the most beautiful of all; but with me it yields to the Gold-bordered Red.
17. *Large Quilled Orange*, Hort. Trans. v. 5. p. 152. tab. 3. (upper figure,) and v. 5. p. 421. A tall and large latish-flowering variety, of considerable beauty, and at present uncommon.
18. *Gold-bordered Red*; *the Two-coloured Incurred* of Hort. Trans. v. 6. p. 332, 333. Of tall stature, very late, with the most perfect and beautiful

flower of all its genus, although only of the middle size. The red petals are striped with gold beneath, and golden-tipped there; which tips, incurving strongly and gracefully, show the gold in a front view of the flower; which is golden likewise at its base within. I consider it the most complete of all.

19. *The Superb White*, Hort. Trans. v. 4. p. 338. and v. 5. p. 420. A late, very tall, and splendid plant, with large, incurving, very double, pure white flowers.

*** CHINA-ASTER-FLOWERED; often showing a disk, and then much resembling China Asters.

20. *The Sulphur Yellow*, Hort. Trans. v. 4. p. 341. and v. 5. p. 420. A beautiful variety, of tall stature, and free and early blooming, with middle-sized aster-like flowers.
21. *The Two-coloured Red*, Hort. Trans. v. 6. tab. 4. and v. 6. p. 342, 343. A very fine and showy variety, of the middle size in stem and flowers, but rather late, which sometimes shows a disk, and is then very aster-like. The bipinnatifid leaves are far more lacinated than any other kind; and I think they constitute it a distinct species.
22. *The Early Crimson*, Hort. Trans. v. 5. tab. 3. (inferior figure) p. 151. and p. 421. Of light and small stature, delicate, and apt to lose its leaves before its bloom is finished. The flowers are middle sized, early, and very beautiful; they show a disk, and, when well managed, have ripened perfect seeds in England.
23. *The Clustered Pink*, Hort. Trans. v. 6. p. 336. Also known by the name of the Changeable Blush. One of the tallest of its tribe: flowers in the middle season very abundantly; and, although the flowers are but middle-sized, and little better than half-double, showing a considerable disk, and greatly resemble the China asters, they make a very fine and durable appearance, standing the weather well, and becoming much darker by age, though less delicate. This is a very likely variety to produce seed in this country.
24. *The Early Blush*, Hort. Trans. v. 6. p. 326. This tall and almost unequalled variety is also called the Double Blush, and Double White. It flowers very early, beautifully, and freely, and its flowers are large, and scarcely show any disk; and their colour without is light blush, but within they are exactly of that peculiar tint well known by the name of French white; and, like many other varieties, they are very durable. They have ripened seeds in England.
25. *The Paper White*, Hort. Trans. v. 5. p. 417. 422. This exquisitely white-flowering and noble variety is of tall stature, and early blooming, and makes a splendid appearance in a general collection. Its flowers are of the middle size.

**** MARIGOLD-FLOWERED; with well-formed double flowers, resembling Double Cape Marigolds in shape and size.

26. *Golden Bronze-back; Golden Yellow*, Hort. Trans. v. 6. p. 345. and Bot. Reg. tab. 4. (superior figure.) Also called the Large Yellow and the King's Yellow. A very tall, handsome, and free-flowering variety. The flowers are early, and of a high rich yellow colour, but bronzed or orange in the buds and on their outsides. This is one of the best to grow as a standard; and, if parted at the root and annually transplanted, succeeds very well as a herbaceous plant, especially if in a warm or sheltered situation, duly supported by a stick.
27. *The Superb Clustered Yellow*, Hort. Trans. v. 5. p. 156. and v. 5. p. 421. and Sweet's Brit. Fl. Gard. tab. 14. One of the finest and tallest of the group, being higher than the preceding, and with more clustered, and more neatly formed, pure yellow flowers, but they are later in opening.
28. *The Golden Lotus flowered*, Hort. Trans. v. 6. p. 340. A very splendid and large long-leaved variety, and nearly or quite the tallest of this genus of plants; having late pure and deep yellow flowers, above the middle size, and larger than those of any other yellow kind of the marigold

- form, and which partially endure until the heavier frosts of winter destroy them.
29. *The Changeable Pale Buff*, Hort. Trans. v. 6. p. 380. and tab. 3. Also called the Pale Cluster. This plant when flowering as perfectly as it is represented on the above-cited table, is one of the most showy and splendid in the group; but this has not been the case during the autumn of 1832; all the flowers, and in various gardens, which met the writer's eye, being, as it were, degenerated into almost buff-coloured and spuriously quilled flowers, of more upright appearance than the large, expanded, flat-petaled, and variegated purple whitish and yellow-buffy ones so charmingly depicted in the figure cited. They are of the middle season.
30. *Starry Changeable Purple*; *The Starry Purple*, Hort. Trans. v. 6. p. 339. This beautiful plant is one of the most variable-flowered in the genus; its very late flowers first opening of a purple colour, with the exterior petals at first few in number, starry, and paler, especially at their expanded spoon-shaped tips, soon, however, becoming still more pale until the whole expanded and very double blossom becomes regularly more blush-coloured and white, than purple, and is a very fine, well-formed, variegated flower. The stature of the plant if of the middle size, but its remarkable leaves are much more lacinated than usual, and often broader in their outline than long, which is not the case with any other in the group, and of very considerable size. Wherefore I conceive it may be a distinct species from all the others.
31. *The Late Purple*; *The Late Pale Purple*, Hort. Trans. v. 5. p. 413. and v. 5. p. 422. and v. 6. p. 353. Also called Large Pale Purple. This is a very late-flowering and rather tall variety, whose middling-sized and well expanded blossoms are very neat, and resemble in shape those of the preceding, but are much smaller.
32. *The Brown Purple*, Hort. Trans. v. 6. p. 341 2. A tall and slender-twigged very late-flowering variety, whose middle-sized flowers resemble the last in shape, but are not quite so flat and neat in expansion, and their colour in the group is very remarkable, being of a very dull brownish or reddish purple. The leaves are so small, and so bluntly-lobed, and on such slender shoots, terminating in such long and graceful peduncles, that the plant is probably a distinct species from *Chrysanthemum sinense*, and differs, not so much in leaf as in flower from our No. 6., the Small deep Yellow; above.
- ***** TASSEL-FLOWERED; being tall or very tall plants in their genus, with very large double, and more or less conspicuously drooping flowers, whose petals are usually elongated and quilled, and often greatly resemble the form of a tassel.
33. *The Tassel Flamed Yellow*; *The Quilled Flamed Yellow*, Hort. Trans. v. 4. tab. 14. p. 349. and v. 5 p. 421. The magnificent flowers of this tall plant appear rather late, and often measure above five inches in expansion; and make perhaps, if not a more neat at least a more showy appearance than any other of the group, being double, and composed of innumerable chiefly quilled incurving petals, hanging more or less downwards, and when at their best resembling a flame coloured tassel.
34. *The Tasseled Salmon*; *The Quilled Salmon*, Hort. Trans. v. 5. tab. 17. p. 414. and p. 422. This is a late-flowering, slender, and graceful plant with large tassel-like, and half-expanded drooping quilled salmon-coloured flowers, and is very uncommon.
35. *The Tasseled Yellow*, Hort. Trans. v. 6. p. 329. A very tall and strong-growing large leaved variety, with numerous tassel-formed flowers of the largest and most showy kind, often measuring more than five inches over, and appearing rather early. It is one of the most desirable and free-growing of the whole collection.
36. *The Quilled Yellow*, Hort. Trans. v. 4. p. 341. and v. 5. p. 420. This is a tall variety, with rather large flowers, of the middle season, or later, producing its blossoms in clusters at the top of the strong upright shoots. It is also known by the name of the Quilled Straw.

37. *The Late Quilled Yellow*, Hort. Trans. v. 6. p. 343. This has been called a very late and not very desirable variety in collections. It appears to be of the middle size, but it has not yet opened its blossom buds with me, not having long possessed it.
38. *The Large Lilac*, Hort. Trans. v. 4. p. 343. and v. 5. p. 420. Also called the Late Lilac, the New Lilac, and the Semidouble Purple. A very tall upright plant, bearing but few double large and clustered flowers at the summits of the branches, and those so late in appearance, that in cold seasons they cannot expand well, and are consequently in but little repute. I have only seen one plant in blossom, and that in my own garden.
39. *The Tasseled Lilac*, Hort. Trans. v. 6. p. 332. A middle-sized, or rather tall, plant, of very great beauty, and one of the most desirable of the whole group, having very showy tassel-formed flowers, five inches or more in expanse, very numerous, early, and elegantly drooping from their weight, but they often show a disk. It is a likely variety to produce seeds of the most promising kind, but I have not hitherto heard of its ripening any in England.
40. *The Tasseled Purple*; *The Purple*, Hort. Trans. v. 4. p. 334. Has also been called the Old Purple, the Old Red, and the Quilled Purple, and is figured in the *Bot. Mag.* tab. 327. This is a very beautiful and rather early-flowering plant, of almost the middle size. The flowers are very numerous, gracefully drooping, and of middling size, and are at first of reddish purple colour, but become paler by age, and in mild seasons will continue in succession from the end of October to the second week in January. It acquires the name of Old from being the first China chrysanthemum that came to England in modern times, and bloomed at Mr. COLVILL'S nursery, in Nov. 1795, but was said to be at Kew in 1790.—The great horticulturist MILLER certainly had one, or more likely two, of these Chinese, or Indian, chrysanthemums, in cultivation at Chelsea long before; but it is not yet quite satisfactorily explained what sorts they were. See Hort. Trans. v. 4. tab. 12. p. 326, and following.
41. *The Changeable Tasseled White*; *The Changeable White*, Hort. Trans. v. 4. p. 336. and v. 5. p. 419., and *Bot. Mag.* tab. 2042. It has also been called the Old White, being the first white-flowered variety known in our gardens. It is recorded in the Hort. Trans. to have been raised from a sporting branch of the preceding, and, indeed, resembles it in every thing but colour. It is a very graceful and elegant plant, and in warm situations its flowers are often more or less tinged or dotted with purple or bluish colour.
42. *The Narrow Quilled White*; *The Quilled White*, Hort. Trans. v. 4. p. 337. and v. 5. p. 419. This rather slender variety is almost of the middle size, and has the slenderest and most completely quilled florets, and the earliest flowers, of the whole group, which hang in gracefully drooping tassels, and form a strong contrast to the next in almost every respect.
43. *The Great Tasseled White*; *The Tasseled White*, Hort. Trans. v. 4. p. 339. and v. 5. p. 420. It has also been called the Expanded White. This large, strong and broad, deep-green, shining-leaved variety is one of the latest of all in blooming; but its lovely flowers are larger and more showy than those of any white-flowered variety, and endured to the end of January, 1833, the date of the present paper. No flower in this chilly climate stands the cold so well, or so long continues to beguile the fancy of a florist by its protracted opening, by its hardihood in expansion, and by the soft hue of its snowy blossoms; carrying on, as it were, the flowery beauty of lingering autumn into the very bosom of winter, whose ice at length closes the temple of Flora for a time, until the herald flowers of spring appear amidst the melting snow, as if impatient of delay.

When Flora with her pleasing powers,
Shows to the Sun her earliest flowers.

***** HALF-DOUBLE TASSEL-FLOWERED; with only half-double flowers, and narrow elongated quilled petals; often drooping, and somewhat resembling a tassel.

44. *Half-double Quilled White*; *Semidouble Quilled White*, Hort. Trans. v. 5. p. 158. A very tall robust variety. The flowers are among the latest varieties, and more inclining to be single than usual, yet of too late occurrence to ripen seeds with us. They are very large, and the narrow quilled petals are very singularly waved, and as if pursuing each other from right to left, making a pleasing and almost animated appearance.
45. *Half-double Quilled Pink*; *Semidouble Quilled Pink*, Hort. Trans. v. 5. tab. 17.* (inferior figure) p. 157. and v. 4. p. 422. and v. 6. p. 351.— This variety grows rather tall, and flowers latish, but its flowers, although but half-double, and only of the middle size, possess a degree of graceful elegance and lovely hues peculiarly their own. It is at present a rare variety.
46. *Half-double Bronze Buff*; *Pale Buff*, Hort. Trans. v. 6. p. 334. Also called the *Semidouble Pale Buff*, and *Reeve's Pale Buff*, and *Quilled Buff*, and the *Buff*. It is a very tall and free-growing variety, and its half-double buff large flowers, which in their early stages are much bronzed, though of coarse hues, make a showy appearance, and stand the weather better than all others, opening rather early, and continuing late, until all the bronze is gone, having faded to a dull buff.
47. *Halfdouble Quilled Orange*; *Semidouble Quilled Orange*, Hort. Trans. v. 5. p. 412. and p. 422., and v. 5. tab. 17.** (left-hand figure,) and v. 6. p. 352. A tallish plant, with but few large and almost single, and also some nearly half-double, flowers, of good size, but making a poor show.
48. *Half-double Pale Quilled Orange*; *Semidouble Quilled Pale Orange*, Hort. Trans. v. 6. p. 337. Also called *Semidouble Deep Yellow*. Of the middle stature, with few and late flowers, of good size, but comparatively poor appearance, on loosely drooping footstalks.

P.S.—The author has rejected the hybrid word *semidouble* throughout the Paper, and given the pure English one of *half-double* instead of it.

All the above enumerated plants are capable of growing very freely from cuttings, taken from any part prior to the full expansion of their most beautiful flowers, if planted even in the open air, duly watered, and shaded from the sun only until they strike roots. But after blooming, very few cuttings will succeed unless taken from near the crown of the root, nearly the whole of which cuttings will grow well except when the ground is frozen. Nevertheless, I would recommend cuttings, intended to perpetuate sporting plants, to be struck under a frame or bell-glass, in the usual way.

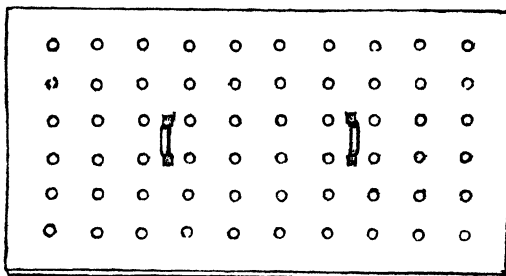
A. H. HAWORTH.

[Nearly the whole of the above very valuable Paper on *Chrysanthemums* has been published in the last Number of the *Gardener's Magazine*. Our opinion of its value was such, that we wrote to A. H. HAWORTH, Esq., its author, to allow us to publish it in our Magazine. That Gentleman had given the Paper to J. C. LONDON, Esq. conductor of the *Gardener's Magazine*, who on being applied to, most generously gave us permission to insert the article entire. For the favour we beg to tender our best thanks to the above Gentlemen. A supplementary article on some other sorts of *Chrysanthemums* will appear in a subsequent Number.]

ARTICLE II.—*On the Culture of the Ranunculus.* By Mr. JAMES MILES.

Observing the remarks of Mr. CARR on the Culture of the *Ranunculus* in your second Number of the *Floricultural Cabinet*, I beg leave to offer you my mode of planting and managing that beautiful flower, having cultivated it for the last twenty years.

The preparation of the border, in the following manner, where they are to be planted, is essentially necessary; and in order to have a good bloom, as soon as the roots are taken up (for I always plant in the same ground) I begin to dig the border two feet deep, and expose it to the sun to pulverise and sweeten, turning it once a month, always taking care to do it in fine weather. About the last week in September, I throw up the border in small ridges crossways, about four inches high, for the frost to mellow it till planting time, which is generally about the last week in January, or the first week in February. At that time, if the weather should prove fine, I rake down the border as level as possible; I then take a garden line and stretch it exactly over the middle of the bed, so as equally to divide it in two, and then mark out the distance the roots are to be planted, by means of a board made for the express purpose (see figure;) the holes are cut through with a



inch and a half centre bit, exactly four inches apart, and a dibble, cased with iron, to go through the board, exactly one inch deep; after placing the board close to the line, I begin making the holes and putting in the roots, and when the whole of them are planted, I cover them one inch deep with a rich loam that has been previously prepared, consisting of two-thirds of trenching earth, sward and all, and one-third rotten dung from a cucumber bed, turned three or four times before using. This method of planting can be done in considerable less time, which is of great advantage at this season of the year, especially where a person has eight or ten thousand roots to plant under name, and the roots are all one depth in the ground. About the month of May, they begin to show the flower stem, and should it prove dry weather, they will require frequent watering, which should always be given between the rows.

When the blossom expands in June, I then take the covering from the Tulip bed, (the Ranunculus bed being of the same dimensions) and cover them, so that I have an opportunity of viewing them sheltered from the intense heat of the sun, which if suffered to shine on them, would injure and destroy the colours, particularly the fine purples and blacks. In about a month or six weeks after the bloom is over, I take up my roots in a fine day, each sort in a brown paper bag, with the corresponding number of the tally in the border, and place them in a room where there is plenty of air to dry gradually. After they are once thoroughly dry, they must be kept so, as the least damp would mould them; there they remain till next season, and are then planted in the same border prepared exactly as described above, and I have never failed to have a good bloom. Many persons who grow Ranunculuses are fond of planting in a fine light loam, but nothing is more injurious to the roots, and especially if they are planted late (say March;) the dry weather comes on them immediately, and they have no time to strike deep in the soil, and if they had, it is too light to hold them; they love a rich, firm, and heavy soil; and wherever you see the Gilt Cup (*Ranunculus ficaria*, &c.) grow luxuriantly, that soil is the fittest to mix with dung for the purpose of growing them. Should these remarks, which have been the result of 20 years' experience, prove acceptable to your respectable correspondents, at some future time you may hear from me on the culture of Tulip, Carnation, and raising the Ranunculus from seed.*

Hilperton, near Trowbridge, Wilts, }
April 13, 1833. }

JAMES MILES.

N.B. Please to inform your correspondent, Mr. T. J. RISBY, that J. M. can supply him with Polyanthuses, Carnations, Ranunculuses, Pinks, and Tulips, by a letter addressed as above, all under name.

ARTICLE III.—*On the Cultivation of the Solandra grandiflora.* By W. K.

Having two Numbers of the *Floricultural Cabinet* put into my

* The promised communications from Mr. MILES will be very acceptable, and we shall be much obliged by receiving them.

hand the other day, I observed in the first Number amongst other Queries, what is the best method of cultivating the *Solandra Grandiflora*, so as to bloom it well; and seeing no answer to it in the second Number, I beg to offer to your correspondent, through the medium of your Magazine, my mode of proceeding with two plants, one of which is under my care. About ten years ago I received cuttings of the *Solandra Grandiflora*, which I found of very easy propagation, rooting readily in moist heat, after having struck root. I selected two of the finest plants, which I potted singly into small pots, in a rich light soil, in which they flourished very freely, running with one stem somewhat similar to the young shoot of a vine. The following Spring, the plants were potted into larger pots, and one of the two plants was cut down to within eighteen inches of the pot, which soon after sent out seven or eight shoots from the sides of the stem; afterwards being kept rather dry, it flowered the following year, in March, on the ends of the branches, and it has every year since produced from ten to sixteen of its showy flowers, measuring nine inches long, and four inches across the cup. The same plant at present remains in a good state of health, of a bushy shrub-like appearance. When the flower buds make their appearance, the plant is watered rather freely with the view of making it throw out abundance of flowering shoots for the next season; when these shoots grow more than two or three inches in length, water is immediately withheld, and any shoots that may have run longer than the others are cut back to two or three inches long to make them produce more flowering branches for the next year. The other plant mentioned, that was left uncut, was trained to a trellis in a pine stove, and regularly watered when dry for several years, which no doubt was the cause of its great luxuriance of growth, but it produced no flowers.

I subsequently tried it by keeping it very dry for several years, but never was favoured with so much as one flower for my trouble, and it was eventually thrown out.

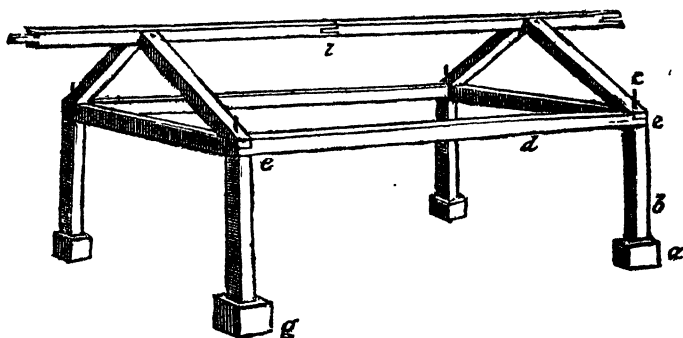
If you think the above mode of treatment deserving publicity, I shall have much pleasure in seeing it inserted in the Magazine.

W. K.

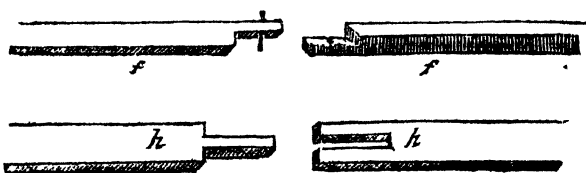
ARTICLE IV.—*On a Moveable Frame for Tulip Beds, &c.* By W. P. B.

In answer to SNOWDROP, who enquires respecting a moveable awning, &c. for Tulip and Ranunculus beds, I beg to inform him that I cultivate a bed of Tulips and another of Ranunculuses, and the frame and covering I use is made after the following construction:—

I have wooden sockets (Fig. 1. a) inserted in the ground eight



inches deep, and about nine feet apart from a to g. Into them I have a corresponding number of upright posts, (b) each being three inches square at the sides, and having a wire peg (c) at the top three inches long. On the top I affix a rail (d) two inches by one inch, which is joined to corresponding rails at the upright posts (c c) and fix on the peg (c.) The rails are formed at their ends to underwrap each other, as (f f.) The roof is of sufficient slope to carry off the wet, the ridge of which is composed of several pieces; these are about three inches deep, and from half an inch to three quarters thickness, formed at the ends for insertion into corresponding pieces, as (h h.) The joining of the ridge pieces



is always in the centre of each division of the frame, as at (i,) which keeps it very steady. By the ridge being formed of separate pieces, the frame is much easier removed than if in one piece, and is capable of being placed to beds of different lengths. The same kind of sockets are affixed along my *Ranunculus* bed as well as the Tulip bed. I have, therefore, no more trouble than merely taking off the ridge pieces, then each piece of the roof, and lastly the uprights, which I insert into the sockets of the *Ranunculus* bed. The removal and affixing does not occupy more than a quarter of an hour. If you judge the above description of my awning, &c. worthy a place in your *Cabinet*, I shall feel obliged by its insertion.

A well-wisher to your undertaking.

W. B. P.

Hull.

ARTICLE V.—*On the Culture of the Tuberose.* By Mr. F. F. ASHFORD, Gardener.

I herewith send you for insertion in the pages of the *Floricul-tural Cabinet*, the following method of cultivating the Tuberose, by which means I have succeeded in bringing this beautiful Exotic to great perfection, and which will, after a fair trial, be found to answer every expectation. For the information of your juvenile readers, I have added a short Botanical account of the plant, &c.

Poliánthes tuberòsa, or common white Tuberose, is a native of Italy and the East Indies, first imported into Great Britain in the year 1829, and is now become a great traffic between Dutch and English nurserymen. The generic name was given it by Lin-næus, taken from polys many, anthos a flower, owing to the abun-dance of blossoms it produces. The specific, by Willdenow, taken from the root (*Radix*) being tuberous, that is, the root consisting of fleshy bodies connected by slender fibres. It belongs to the 6th class and 1st order. Hexandria (hex 6, aner a man, or male organ.) Monogynia (monos 1; gyni, a woman, or female organ) of the Linnean classification, and to the order Hemerocallidea in the Jussieuean, or natural arrangement of plants. Its continental names are La Tubereuse, Fr.; Die Tuberose, Ger.; Tuberoos, Dutch; and Tuberos, Swedish. There are two species and one

variety of this genus, viz. *P tuberosa*, *P tuberosa flora plena*, (the subject of the present paper,) and *P gracilis*, or slender-leaved Tuberose.

In the autumn provide a quantity of compost, composed of the following materials:—two wheelbarrows full of light maiden loam, one ditto of decomposed hot bed dung, and a little white sand, well chopped and mixed together at different times during the following winter, for the frost to ameliorate and decompose it. In the month of February, prepare the bulbs by taking off all the loose rind and superfluous offsets, or side bulbs, being careful not to injure the principal one. Then provide a sufficient quantity of pots, (the size should be $7\frac{1}{2}$ in. by $6\frac{1}{4}$ in.) well drained with broken potsherds, they must be filled with the above compost, and well shaken down, but not pressed with the hands; a little white sand must be placed in the middle of the top of the compost, and the bulb must be pressed gently, though firmly, down with the sand, to within a quarter of an inch of the top of the bulb. Some cultivators use finely-pounded stone, commonly called grit in this county (Cheshire) instead of sand, which answers the purpose very well.

After the bulbs are potted, plunge them in a strong hot bed, where they must remain till they have grown to the height of three or four inches; they must be kept quite close till they begin to vegetate, when a little air may be admitted; shaded when the sun is powerful, and covered up with mats at night; water must be supplied very sparingly while they are here, for the steam arising from the bed answers, in a great measure, the purpose of water. When they have grown to the height above stated, take them to the stove, allowing them a plentiful supply of air and water, setting them in a place where they will get plenty of light, or they will be apt to draw up weakly. As they advance in growth, tie them carefully up to green sticks 6 or 7 feet long, well rounded at the bottom; care must be taken not to tie them too tight, or else their stems will become ill shapen and crooked, and they will flower weakly. Here let them remain till they are in flower, when they must be removed to the conservatory; and when set among other Exotics, they will, by their beauty, add to the gaiety and grandeur of the house, and shed around their fragrant odours, every even and morn when the house is closed, such that cannot

be conceived but by those whose fortune it is to grow them well.

I have thus endeavoured to pen down my process in as plain and brief a manner as possible, humbly hoping that these few remarks may prove of some utility to some of your numerous readers; assuring them that they are not mere theoretical opinions, but the method detailed is the result of some years experience, which induces me to communicate them.

LONDON, in his Encyclopædia of Plants, page 255, informs us that it is R. A. SALISBURY'S opinion, that we might grow our own bulbs by planting the offsets in such a situation as would obtain for them a sufficient degree of heat in summer to bring their leaves out to their full magnitude, and their bulbs to their proper size. The theory, he adds, which I would recommend, is to keep the offsets growing as freely as possible, from May to October, but in a complete rest and drought for the remainder of the year.

F. F. ASHFORD.

Mere Hall, Knutsford, April 11, 1833.

ARTICLE VI.—*On the Cultivation of Pelargoniums, (Geraniums.)*—By MR. APPLEBY, Nurseryman and Florist, St. James's Gardens, Doncaster.

As it is desirable to keep old plants of Geraniums with a young and healthy appearance, also to have them in small pots during the winter season, when the Greenhouse is crowded, the following method is what I adopt, and strongly recommend:—

After my Geraniums have flowered, I cut them down pretty close; this is done generally about the middle of August; they are left in the pots in which they flowered to push out new buds, and when the buds are about a quarter of an inch long, I take the plants out of the pots, remove all the earth from the roots, thin the main roots, and shorten the others to make them sufficiently small for the sized pots, which one year old Geraniums are generally kept in during the winter. The root-pruning enables me to bring them within the compass of a small-sized pot, causes a new formation of rootlets, and gives me the opportunity of supplying the plant with fresh material to grow in, which, though much smaller

in quantity than it previously grew in, contains more nourishment than all the old exhausted soil which the larger pot contained.

If I were to disturb them before the new eyes are pushed out, it is probable that many of the plants would not recover the removal, as their strength would be impaired by being disturbed and pruned. After they are potted, I put them into a cold frame or pit, and shut them up close till I think they are well established in their new soil; I then expose them to the air to harden, and as the cold weather approaches I take them into the Greenhouse with the other plants. In the spring they require removing into larger pots to flower, and by re-potting them two or three times during summer, a succession of flowers are produced for a much longer time than Geraniums that are treated in the ordinary way. If Geraniums are thus attended to every year, they will always be in a healthy state, well furnished with half a dozen, or more, branches instead of being tall, slender, and sickly-looking.

SAMUEL APPELBY.

ARTICLE VII.—*On Raising Double-flowering Stocks from Seed.* By PAUL PRY.

It is with very great pleasure I take up my pen to inform your correspondent W. B. page 21, the best method, I believe, yet practised of procuring double-flowering Stocks. Like him, I have been misled, and have entertained the erroneous opinion that seeds saved from plants growing near double kinds, would produce plants having, or double flowers, but such an idea is quite fallacious. It will be found on examining a double flower, that there is no pollen for the purpose of impregnation whereby to produce the effect stated.

The method I pursue is, to select from the single flowering plants those that have flowers with the greatest number of petals. In looking over a bed of Stocks, some plants are found having flowers with four petals; such I uniformly pull up as soon as I perceive them, and have them carried away some distance from the bed. Others I find with six petals to a flower, and some having even more than that number; such plants I retain, and from them I save my seeds, and I *never fail* to have a considerable propor-

tion of double-flowering plants. Last year, (1832) I had some of the purple Brompton Stocks raised from seeds saved upon the above plan, and from my whole stock, (50 plants) I had not one single flowering plant.

Stocks, in all their numerous and beautiful varieties, I very much admire, in consequence of which I feel a peculiar interest to recommend their culture to every lover of Flora; with this view I subjoin a few hints on the cultivation of this truly very beautiful and fragrant flower.

About the first week in May, I sow the Stock seeds very thinly, on a cool border, where I allow the plants to remain undisturbed till the beginning of July, when I put them out where they are to remain for flowering. It is an usual practice to prick out the plants on a nursery bed, and afterwards transplant them for flowering; but I find by such mode of treatment that they do not get fully established before winter, for the root being of the kind designated a tap-root, (i. e. carrot-shaped) it requires a considerable length of time to get properly rooted again.

Should the above observations meet your approbation, you will favour me by inserting them in the *Florist's Magazine*. I shall be most ready at all times to make known any little discoveries in Floriculture that I may be so fortunate as to make, for the benefit of others.*

Cambridge, April 15, 1833.

PAUL PRY.

* We shall consider ourselves amongst the individuals much benefitted, if our respected correspondent will thus keep his promise in mind.—CONDUCTOR.

PART II.

EXTRACTS.

PLANTS FIGURED IN THE FOLLOWING PERIODICALS FOR MAY, 1833.
Curtis's Botanical Magazine, 3s. 6d. coloured, 3s. plain. Edited
 by Dr. HOOKER, King's Professor of Botany in the University
 of Glasgow.

1. *Erythrina polidanthus*, naked flowering coral tree. Class, Diadelphia; order, Decandria; natural order, Leguminosæ. The individual plant from which the drawing and description were taken, grows in the garden of the Quinta da Valle, close to its rival in beauty, *Erythrina velutina*, see page 58. The present plant in Madeira grows about 20 feet high, with a trunk 4 feet in girth, and numerous subdivided erect branches, each tipped, from April to June,

with a spike of brilliant vermilion scarlet flowers. The species is a general inmate of the gardens in Madeira, to which it was probably brought from Portugal where it is much cultivated: the native country of this splendid tree being Asia. Culture: cuttings very readily strike root; soil, rich light loam.—*Erythrina*, see p. 58.

2. *Santalum album*, sandal wood; Tetrandria Monogynia, Santalaceæ.—The *Santalum album*, or true Sandal wood, is, as is well known, one of the most fragrant of woods, and if, as some commentators suppose, it is the same with the *Alang* or *Alum* of Scripture (and this is the more probable as it was sent from Ophir); it was used in the time of Solomon, and in the building of the Temple. It is most extensively employed in making idols in India, and for incense at the altars of the Chinese deities. Grows abundantly in India, on the mountains of the Malabar coast.

3. *Dryandra armata*, sharp-pointed Dryandra, Pentandria Monogynia. Proteaceæ. A much branching greenhouse shrub; branches flexuose, glabrous; clothed with a brown bark; leaves very deeply pinnatifid; flowers numerous, long, slender, yellow, deeply divided into four very narrow, linear laciniæ. The flowers are uninteresting, but the foliage is handsome. Seeds of this plant was sent from New Holland to this country, and plants have been raised in the Glasgow Botanic Garden, which flowered in February, 1833. Culture: increased by cuttings or seeds; soil, sandy peat. Dryandra, after JONAS DARANDER, a distinguished Botanist.

4. *Heteropterys chrysophylla*, golden leaved Chrysophylla; Decandria Trigynia. Malpighiaceæ. A twining shrub, attaining to a great length. Leaves, large, dark green on the upper side and a fine golden brown on the under side, which making so striking a contrast renders it a handsome plant. The flowers are orange-coloured, small. It is a desirable stove plant, a native of Brazil. Culture: increased by cuttings; soil, sandy loam. Heteropterys, from Eteros, various; and pteros, a wing: from the variable shape of the wing of the fruit.

5. *Pogostemon plectranthoides*; Plectranthus like. Didynamia Gymnospermia. Labiate. Seeds of this plant were received at the Royal Botanic Garden, Edinburgh, from the Mauritius, in 1830: it blossomed in the stove, for the first time, in January and February, 1833. Whatever it has of beauty, is derived from its long lilac bearded stamens; the corolla is white. Pogostemon: from pogon, a beard, and stamon, a stamen.

6. *Azalea ledifolia*, var. *phœnicæ*, purple flowered. Fragrant Indian Azalea, Pentandria Monogynia. Rhododendrea. The richly-coloured flowers of this plant make a brilliant appearance in the greenhouse, and form a striking contrast with the white-blossomed. The fragrance is similar to the white-flowered, or perhaps more powerful.—(See No. I. *Flor. Cab.* page 8).—Azalea, from Azalea, dry: arid, habitation suited to its native growth.

7. *Blechnum lanceola*, lance-shaped; Cryptogamia Filices. Nat. Ord. Filices, or Fern tribe of plants. This plant is a native of Brazil. It is cultivated in the stove of the Glasgow Botanic Garden. Culture: it is increased by parting the roots, and planting them in moist earth placed between two pieces of broken garden pot, a practice we believe now very general in the cultivation of Ferns, and a very rational one, since such fragments retain the moisture longer than the soil itself, and thus imitate, as it were, the crevices of rocks, where this beautiful tribe of plants so much delights to grow.—Blechnum: from Blechnon or Blachnon, in Greek, from Bla; powerless, insipid.

Edwards's Botanical Register. Edited by JOHN LINDLEY, Esq.,
Professor of Botany, in the London University. Coloured 4s.,
Plain 3s.

Benthämia fragifera, strawberry fruited; Tetrandria Monogynia. Cornes. This valuable addition to our collection of hardy shrubs, was raised in the garden of J. H. Tremayne, Esq., at Heligan, Cornwall, from seeds received from his relation, Sir A. Buller, during his residence in the East Indies. It is a very handsome evergreen, flowering in great profusion during summer, and

producing abundance of large, globular, reddish fruit, the size of a moderate strawberry, in autumn. It flowered and fruited for the first time in Europe last year, in the rich collection of plants of Sir C. LEMON, Bart., M.P., of Carelew, in Cornwall, and under the very able management of Mr. W. B. Booth. Benthamia, in honour of GEO BENTHAM, Esq.

2. *Dudonia latifolia*, broad leaved, Polygamia Monœcia. Anacardiaceæ. A native of Chili. Like the other species described in page 59, it is about as hardy as a myrtle. A pretty phenomenon is exhibited by the leaves when thrown into water: after lying a short time, they will be found to start and jump as if they were alive, while at the instant of each start a jet of oily matter is discharged into the water. This circumstance appears to be owing to some peculiar irritability of the parenchyma of the leaves, which, when acted upon by water, causes the turpentine-sacs, that abound in the leaves, to empty themselves with violence; and the movement of the leaves may be ascribed to the recoil produced by the discharge.—Culture, &c. see page 36.

3. *Lupinus elegans*, drooping-leaved Lupine, Diadelphica Decandria. Leguminosæ. A very pretty annual Lupine, native of Mexico, whence seeds were sent to the London Horticultural Society, by Dr. DEPPE, in 1831. It flowers in the open air, most abundantly. Of all the annual Lupines this is by far the handsomest, it even rivals the best of the perennial species. Flowers, dark violet and yellow at first, and afterwards rose coloured. Culture: increased by seeds; soil, rich loam. Lupinus, from lupus, a wolf; supposed to destroy the fertility of soil.

4. *Pimelea sylvestris*, Forest Pimelea, Diandria Monogynia. Thymelææ. A hardy and pretty greenhouse shrub, a native of New Holland. It flowered in the fine collection of Mr. KNIGHT, in King's Road, last June. Flowers, corolla white, ends suffused with rose. Culture, &c., see page 60.

5. *Potentilla glandulosa*, Glandular; Icosandria, Polygynia. Rosaceæ. A new hardy perennial species, from California, sent to the Horticultural Society. Blooms from July to September. Flowers, small yellow. Culture: increased by division of roots. Potentilla, from potens, powerful; supposed medicinal properties.

6. *Pultenaea rosmarinifolia*, Rosemary-leaved, Decandria, Monogynia. Leguminosæ. It is a pretty new greenhouse shrub, from New Holland. Flowers, yellow, with a blood-coloured keel. Culture: easily increased by cuttings. Soil, sandy peat. Pultenaea, from Dr. RICHARD PULTENEY, a celebrated Botanist.

7. *Oxalis Bowiei*, Bowie's Oxalis, Decandria Pentagynia. Oxalidæ. This most beautiful and florid plant is hardy, and will flower in the open ground in autumn; but blossoms profusely under glass, especially if, after a short period of rest at midsummer, it is placed in a stove or warm greenhouse for a very short time to make it start freely. Flowers, very fine rosy red, tube yellow. Culture: increased by offsets or seeds. Soil, sandy loam. Oxalis, from oxy, sharp, or sour, qualities of plant.

8. *Amygdalis Persica*; ALBA, the White Peach, Icosandria, Monogynia. Amygdalææ. The White Peach is a hardy ornamental shrub, with the habit of an Almond. It flowers in May. Its fruit has little merit. Amygdalis, from amyssa, to lacerate; fissured shell, or fruit stone.

Loddiges's Botanical Cabinet, 5s. 6d. ten plates coloured, 2s. 6d. partly coloured. Edited by MESSRS. LODDIGES'S.

1. *Justicia callitricha*, Diandria, Monogynia. Acanthaceæ. From Brazil in 1826, to the Liverpool Botanic Garden. It is a stove plant blooming in winter, and is then very ornamental. Flowers, sulphur yellow. Culture: increased freely by cuttings; soil, rich loam. Justicia, from (See page 62)

2. *Jasminum Sambac*, PLENO. Diandria, Monogynia. Jasmīnæ. This is a native of India, where it is much cultivated for the delicious fragrance

of its pure white flowers. It requires a stove heat. Culture: increased by cuttings; soil, rich loam. *Jasminium*, from Ysmyn, the Arabic name.

3. *Zygopetalum stenochilum*, Gynandria, Diandria. Orchideæ. This very fine plant was received by Messrs. LODDIGES's, in 1828, from Mr. WARRE, who sent it from Brazil. The blossoms are very beautiful. A flower comprising the following colours:—Green, Red, Blue, Yellow, and White. It also continues long in bloom. Culture: it thrives in the stove, potted in vegetable earth, intermixed with broken pieces of pots. Increased by offsets. *Zygopetalum*, from *Zygos*, yoke; petalon, petal; joined at the base.

4. *Maránta bicolor*, MINOR. Monandria, Monogynia. A native of South America; a neat little stove plant six inches high; leaves, richly and beautifully tinted; flowers, white, small. Culture: rich loam, increased by separate roots. *Maranta*, from B. MARANT, a Venetian Physician.

5. *Epacris campanulata*, bell shaped. Pentandria, Monogynia. Epacridææ. Messrs. LODDIGES's, raised this elegant greenhouse plant from New Holland seeds, in 1830. It flowered in February and March 1833. It yields not in beauty to any of this fine genus of plants. Culture: it will increase by cuttings; soil, sandy peat. *Epacris*, from *Epi*, upon; akros, the top of; habitation.

6. *Primula sinensis*, ALBA. Pentandria, Monogynia. Primulææ. A variety raised from seeds of *Primula sinensis*. It is very showy. Culture: it is readily raised from seeds; soil, rich and light. *Primul*, from *primus*, the first; time of flowering.

7. *Daphne odora*, Octandria, Monogynia. Thymelææ. A native of China; deserves a place in every greenhouse; flowers, white, very fragrant. Culture: increased by cuttings; soil, loam and peat. *Daphne*, from *Daio*, to burn; phone, noise; crackles when burning.

8. *Acácia dealbata*, Polygamia Monæcia. Phyllodineæ. A native of New Holland; the flowers, are fragrant, yellow; the foliage and splendid flowers is exceedingly ornamental. It makes a fine Conservatory plant. Culture: increased by seeds or cuttings; soil, loam and peat. *Acacia*, from *Akazo*, to sharpen; many species thorny.

9. *Wrightia pubescens*, Pentandria Monogynia. Apocynææ. A native of India Islands, and also of the tropical parts of New Holland. It is a small shrub, flowers in February and March; colour, greenish yellow. Culture: increased by cuttings or layer; soil, loam and peat. *Wrightia*, from Dr. W. WRIGHT, a Scotch Physician.

10. *Acrotiche ovalifolia*, Pentandria, Monogynia. Polypodiææ. A native of New Holland, lately introduced, a very low greenhouse shrub, only growing a few inches high, flowers very small, coming in February and March; colour, greenish yellow. Culture: increased by cuttings; soil, sandy peat. *Acrotiche*, from *Akros*, a point, thix, hair; corolla.

Sweet's British Flower Garden, coloured, 3s., plain, 2s. 3d.

Edited by D. DON, Esq., Librarian to the Linneæan Society.

1. *Iris reticulata*, netted flowered. Triandria, Monogynia. Irideæ. This plant was originally discovered in Georgia, by M. ADAMS, in 1821. It is a very rare and pretty species—in no collection, it is stated, but of Messrs. WHITLEY, BRAMES, and MILNE, Fulham Nurseries. Flowers, solitary, violet purple, with deeper coloured veins. The plant requires a light rich soil, and frame protection in winter; increased by offsets. *Iris*, from *Iris* the eye; the variety and brilliancy of its colours.

2. *Helleborus lividus*, three leaved. Polyandria, Polygynia. Ranunculææ. Introduced in 1710—but still rare. Flowers, greenish white; blooms in February—requires protection in winter. *Helleborus*, from *Helein*, to cause death; bera, food; poisonous.

3. *Hermione aperticorona*, spreading orange crowned. Hexandria, Monogynia. Amaryllidææ—Sub-order, Narcissinææ. This beautiful species comes into flower very soon after the more common *H. cupularis*, (the Soleil D'or of the Gardens), and is more elegant and graceful. The flowers appear in the middle of April, in well grown plants there are about six flowers to an umbel, and their segments are often semi reflexed, of a broad oval form, and much

imbricated; of a rich yellow colour, often shorter than their tube. The crown is ample and saucer shaped, of a bright orange colour.

4. *Loasa alba*, white-flowered Loasa. Polyandria, Monogynia. Loasææ. This pretty species of Loasa was introduced last year from seeds collected in Chile, by Mr. CUMING, and bloomed in the collection of plants at Sir GEORGE STAUNTON, Bart. Leigh Park, Hants, in June last. The flowers are, five outer large petals white, the inner five very small, red. It continues in flower for several months in the open border. The plant is annual, and increased easily by seeds.

REFERENCES TO PLATES.

1. *Veronica Beccabunga*, Brooklime, or Short-leaved Water Speedwell. Dianthia Monogynia, Scrophularinæ. Clusters of flowers lateral, opposite. Leaves elliptical, flat, somewhat serrate, smooth, stem creeping. The whole plant succulent, glossy, stems generally floating. A native of Britain; grows in brooks, and in ditches with running water: commonly the companion of water cresses. Perennial; flowers blue: blooming from June to August. Veronica, see page 69.

2. *Centranthus ruber*, (*Valeriana rubra*) red. Monandria Monogynia, Valerianæ. Leaves lance-shaped, nearly entire; grows from one to two feet high. Flowers rosy red, numerous, arranged in a corymbose head. Perennial; blooms from June to September. Grows on old walls, and among rubbish. Very frequent in Kent, Devon, and Cornwall. Centranthus, from kentron, a spur, anthos, a flower.

3. *Sparaxis tricolor*, three coloured. Triandria Monogynia, Iridææ. This plant is a native of the Cape of Good Hope, introduced into this country in 1789. Its flowers are most splendid in their vividly contrasted colours, and it is a great ornament of the Greenhouse, flowering in May and June; grows one foot high; or it may be kept very well in a border close to the front of a stove, without any other protection. It increases by offsets from the bulbs, or by seeds, which are often produced. It thrives freely in a sandy peat soil. Sparaxis, from sparasso, to tear; lacerated spathes. To be obtained of Messrs. LONNIGES.

4. *Calceolaria Wheeleri*, Wheeler's hybrid Slipperwort. Diandria Monogynia, Scrophularinæ. A perennial herbaceous plant. It is a double hybrid, raised from the seed of a hybrid that was produced from *Calceolaria purpurea*, fertilized with *Calceolaria corymbosa*, this was again fertilized by *Calceolaria purpurea*. It was raised by Mr. WHEELER, Nurseryman, at Warminster, of whom it may be obtained; also several other new and splendid seedlings. The present plant is a very free bloomer, flowering from May to September. Like all the other herbaceous species and varieties, it will flourish very freely, and make a fine appearance, growing from 1 to 2 feet high. A rich and sandy soil suits its growth. It is readily increased by parting, and requires winter protection in a frame or greenhouse. Calceolaria, from Calceolus a slipper, form of corolla.

PART III.

MISCELLANEOUS INTELLIGENCE.

QUERIES, REMARKS, &c.

I have received the first two Numbers of your *Floricultural Cabinet*, and it has my cordial approbation and best wishes for its success. I think it very cheap, even with one plate, and I shall be very happy to contribute to its pages. And now I am writing, permit me to say I have received some excellent Tallies, of a wedge shape, 9 inches long, bevelled at top 2 inches by 1½ inch, so that the name or number meets the eye directly. They are made of Stone Potter's ware, by WAITS & DOLTON, High street, Lambeth, 18s. per

gross; they are admirably adapted for Georginas roses, &c. or any plants that grow in the open ground. The bevel part may be planted and receive a number or name at pleasure. They will never decay, and rarely break. They may be made any size to order. If your correspondent, T. J. RISBY, would favour me with his address, I would answer his Query.

Wallingford.

JOS. TYSO.

I think Mr. T. Risby's better plan would be, and it is advice which experience has enabled me to give, before he purchases any of the Florist's flowers, he mentions in No. 2, p. 47 of your "*Florist's Magazine*," to see them first in bloom, and choose for himself. By this means he will please his eye, and accommodate the prices to his pocket. He should at all events be informed that it is not always a criterion of the excellence, that a high price is asked for a new or scarce plant. Florists are not more honest than other men, and I am sorry to say that it is by no means an uncommon occurrence to get a very different plant for the one ordered, or a run flower in the place of a perfect one. To guard against these occurrences, I should recommend him to go to the gardens of the following highly respectable Florists, with whom, if a mistake does happen, it is really a mistake, and not a designed deception. He will pay a little higher than at some other Florists I could mention, but he will have the satisfaction of knowing that the flower he purchases is true to its name. For *Auriculas*, to HOGG, of Paddington, and GROOM, of Walworth. For *Carnations*, *Picotees*, and *Pinks*, to HOGG, (who has by far the finest collection near London), DAVEY of Chelsea, and GROOM. For *Ranunculuses*, to the Rev. JOSEPH TYSO, of Wallingford; and GROOM. For *Tulips*, to GROOM, and DAVEY. For *Dahlias*, to DENNIS, Chelsea. For *Hyacinths*, *Narcissus's* &c., to CHARLWOOD, Covent Garden; NOBLE, Fleet Street; and FLANAGHAN & CO., Mansion-house street. *Polyanthus's* he will meet with in his travels to the above places. Should, however, Mr. RISBY live in the country, he will do well to get the catalogues of the above Florist's, and he will there see the flowers classed in a way that will give him a sufficient idea of the colors, &c. For I think it would not be fair to your other subscribers to occupy your pages with the names and descriptions of 168 flowers, and after all it would be useless; as perhaps Mr. Risby would shudder at the idea of giving 200 or 300 guineas for the above 168 flowers; as a catalogue of the *best* flowers, amounting to that sum, or more, might easily be made. I should further recommend him HOGG and MAIN's works on the management of the flowers he wishes to grow.

SNOWDROP.

P.S.—I like No. 2 very much; your lists are very good and valuable.

April 8th, 1833.

NOTE.—We did not perceive the error of the *Pinguicula* being named wrong, till a remedy was too late for that month. The reception of the remarks of our Correspondent caused us to delay till we inserted them. The Florist flowers will be given, see Cover of our last Number.—CONDUCTOR.

QUERY.—I was much pleased to see in the first and second Number of the *Floricultural Cabinet*, several of your readers make enquiry for a knowledge of the treatment and culture of Flowers, and more so with the readiness of those who are in possession of superior knowledge in those tactics to come forward and make known, through your pages, the result of experience so valuable to many of your readers; but, with none have I been pleased so much as that on the treatment of the *Ranunculus* by Mr. CARR; there are few growers of that beautiful flower but will be pleased with the remarks of your correspondent. I hope he, or some of your readers, will be able to give me the information I desire on the treatment of the Tulip. I have now two beds in my garden, only a narrow walk between them; one bed, very good, or named sorts, is cankered, and the foliage quite withered, with scarcely a bloom upon it; the bed next to it is mixtures, or common varieties, and looking very well. I had a most beautiful bloom on the same beds last year, with the same treatment that I have practised this year. I have examined some of the decayed parts, and found an innumerable quantity of small wire worms closely adhered to the cankered part of the foliage. An old grower, with whom I am acquainted, says, he believes good sorts are more subject to disease than common varieties

are. I trust some of your correspondents will attend to the hint of the old grower above mentioned, and state if they believe such to be the case, and make it known through your pages, with the treatment and culture the Tulip require. TULIPA.

QUERY.—You would particularly oblige one of your readers if you would communicate any information concerning the cultivation of that beautiful plant the “*Gentiana ácaulis*,” or “*Gentianella*,” as owing either to some peculiarity of soil, or treatment, it never yet has flowered in profusion with,

YOUR CONSTANT READER.

QUERY.—Can you, or any of your Readers or Correspondents, inform me of whom I can obtain the best varieties of Auriculas, and at a moderate cost.

PAUL PRY.

Before I proceed to my subject, allow me to premise that I am not vain enough to suppose I can instruct men whose business it is to cultivate the vegetable kingdom, and who have all the necessary apparatus at hand to assist them in propagation, forcing, &c.; my view is simply to communicate through your pages, to such of your readers (who, like myself, are obliged to resort to many contrivances to supply their deficiency in such respects) the result of my practice and observation. I now beg to observe to your correspondent DAFFODIL, that my reason for recommending stock plants to have a portion of the tubers of last year's formation attached, was to avoid the contingency he mentions, being fully aware that plants raised by cuttings are by no means unfrequently blind, a circumstance which has never occurred to me with plants of the former description. He misunderstood me when he supposed that I recommended cutting the Dahlia shoot in two. As the suffering them to grow sufficiently large for that purpose would only retard the backward eyes in growth, and much time would be lost, I merely stated the circumstance to prove that they rooted sooner when the fibres were slightly hardened, against a common opinion that they cannot be taken too young. The truth is, I have pursuits infinitely more important to me than Floriculture, and the shoots frequently overgrow me, in which case I resort to dividing them. Take them off by all means when three joints at most have attained any length, as near the crown as possible, (near which several joints are always crowded together as it were in one knot) avoiding cutting so low as to injure the numerous eyes, which if propagation be the object, must defeat it. My practice is to cut as long as the shoots rise freely, and when the parent roots shew signs of exhaustion, to divide taking care to preserve a portion of newly formed fibre to each if possible; putting them into small pots at least 60's or 48's, for the convenience of winter stowage, in a compost, three parts of which is rotten dung, which I consider necessary for potted plants, being careful to cover the old crown well, otherwise they become so callous by exposure, that the eyes do not appear to have strength to burst the wrinkled bark, or cuticle the following spring. VERTUMNUS.

London, May 5, 1833.

P.S.—When the cuttings have a pair of leaves at the extremity, I do not dress them off; as no benefit arises from such a practice, and as they essentially serve to protect the buds at their insertion.

MONTHLY FLORICULTURAL CABINET.

ANNUALS, see pages 43, 72.

AURICULAS may now be potted in a compost of two parts of good loamy soil, with river sand, one of peat soil and old ant's nests, and one of well-rotted cow dung, two years old, see page 47.

CARNATIONS should be top-dressed, by removing an inch deep of the old soil, and replacing it with some very rich, see page 53.

CHRYSANTHEMUMS (Indian): Cuttings or offsets may now be struck in heat, or otherwise under a hand glass. See pages 73, 74, and 81.

DAHLIAS. See pages 3, 22, 66, 95.

TULIPS. See page 24.

THE
FLORICULTURAL CABINET,

JULY 1ST, 1833.

PART I.

ORIGINAL COMMUNICATIONS

ARTICLE I.—*On the Culture of Hyacinths.* By
SNOWDROP.

It is generally supposed that Hyacinths will not bloom a second year in any degree equal to the first, after importation, and that they yearly deteriorate. This complaint is raised by those who have never tried a feasible method of culture. It is true that the bulbs are very much weakened by flowering in water, but with proper attention they may be recovered and even made to equal those which are imported from Holland. It may, perhaps, be considered presumption in me to make any remarks on the cultivation of these flowers, when I confess that it is but the third year that I have grown them; but I cannot refrain from stating the success I have experienced from the following method of culture, more especially as MR. PRICE, in your last number, solicits information on this point. The experiment was tried on some bulbs which had bloomed the previous Spring in water, and on a quantity of offsets. The former, though much weakened threw out ten or a dozen bells each the first year, and from the latter, some of which were not larger than hazel nuts, I had the first Spring from three to ten bells according to size; in fact every one bloomed. In the present Spring they are really fine flowers. My method was this. In October I prepared the bed, taking out the earth to the depth of two feet, and filling up with a mixture of one half

sandy loam and one half rich rotten dung, well incorporated, to which I added a handful of salt. In ten days, when the bed had settled, I planted the bulbs five inches deep. About the beginning of December I top-dressed with a coating of three inches thick of good strong dung. The result of this method more than answered my expectations. The bulbs were left in the earth, and this year they have been proportionably fine. I was led to adopt this mode of treatment by the success which attended a single experiment. I planted a wasted old bulb, of a double white variety, about five inches deep in common garden soil; in the following Spring it threw out four bells. I left it in the ground during the winter, merely laying some dung over it for protection from frost; in the second Spring it threw out 14 fine bells. I consider that the bulbs should not be removed oftener than once in four years. A friend of mine has this year some very fine bloom from bulbs which he has had 15 years, and which are equal to most of the best bulbs imported; but in two or three instances they surpass any I ever beheld. I am decidedly of opinion, and experience bears me out, that bulbous flowers which are required to bloom well, should *never* be allowed to perfect their seed, but as soon as possible after the flower decays it should be nipped off close to the stem, but no part of the stem itself.

Chelsea, May 3, 1833.

SNOWDROP.

ARTICLE II.—*On the Culture of Butterwort and other Bog Plants.* By MR. O. JEWITT.

I am induced, from your having inserted a figure of the *Pinguicula vulgaris* in your last number, to send you a few observations on its cultivation, as well as that of several other bog-plants which are found in the same localities, and hope they may be found interesting to some of your botanical readers.

I have grown these plants two or three years, and the place I would recommend is the following:—Procure a stone trough of any convenient size, but not less than five or six inches deep; there should be a tap or something of the kind in one corner, for letting off the water if necessary. Fill the trough for about three inches in depth with broken stones, &c. so as to let the water

diam freely through; over this lay a compost of peat and light loam chopped together; the surface should then be covered with moss; the white bog-moss (*Sphágnum*) answers the best, but if that cannot be procured, some of the common feather-mosses (*Hyperum*) will serve, and the plants inserted, taking care to keep a little moss about each of them in order to retain the moisture. The tap should then be closed and water gently poured in till it rises above the surface of the soil. The best time for planting is March or April; the plants will have taken to the soil in a day or two, and will flower vigorously in May and June following.

In hot weather it will be necessary to keep the water even with or a little above the surface of the soil, as the leaves are apt to shrivel; but in long-continued rains the tap should be left open, so as to allow all the wet to drain off, to prevent the rotting of the roots. This should likewise be done throughout the Winter. The trough should be so placed as to receive as much sun as possible.

The Butterwort grows in bogs in many parts of England, and is found within a few miles of Sheffield, near Ringing Lowe, and various other parts of the East Moor; it is also found plentifully opposite the Pig Tor, in the dale through which the Wye runs between Taddington and Buxton. If the seeds be gathered and sown in the artificial bog before mentioned, they will soon germinate and produce flowering plants the next season. The cotyledon or seed-leaf of the Butterwort, (which is solitary) is very small, but is an interesting object in the microscope, the whole surface being covered with minute transparent globules of a clear liquid, as shewn in the engraving.



There are several other British bog-plants which are in general found in the same situations as the Butterwort, and which thrive equally well with the same treatment, among which may be mentioned the following:—Lancashire Asphodel, *Narthécium ossifragum*; Crauberry, *Oxycócus vulgaris*; Cotton-grass, *Erióphorum*

angustifolium, &c.; Marsh Pennywort, *Hydrocótyle vulgaris*; Crowberry, *Empètrum nigrum*, (this is in general found at the edges of the bogs;) Sundew, *Drósera rotundifòlia*, &c., this curious and interesting little plant does not thrive well planted in the soil, it requires the white bog-moss above-mentioned—the whole of these are found on the East Moor; Grass of Parnassus, *Parnássia palústris*, a beautiful plant found on Masson, Matlock Bath, and on many other hills in the Peak. Many of the Orchises flourish well under this treatment, and by planting a variety of them, a succession of these beautiful and interesting flowers may be kept up for some months.

The American Cranberry, *Oxycóccus macrocárpus*, fruits well under this cultivation, and the *Sisyrinchium ánceps* flowers far more beautifully and continues longer in flower than when on the bed. Many other plants might be enumerated as suitable, but they will occur to your readers. All plants which grow naturally in boggy or marshy situations may, I think, be successfully grown in this manner.

Perhaps your readers may think this miniature garden not worth notice, but I can assure such of them as are inclined to take the trouble, and are fond of botanical pursuits, that they will find themselves amply repaid by having it in their power to cultivate some of the most beautiful, curious, and least known of British and Foreign plants. It is likewise particularly well adapted to residents in a town, as a few square feet of space on a roof, a balcony, or any such situation, is quite sufficient for the purpose, and the trouble and care required is trifling.

Duffield Bank, April 5, 1833.

O. JEWITT.

ARTICLE III.—*On the Culture of the Calceolaria bicolor.* By Mr. T. K. SHORT.

This most splendid *Calceolaria* is by far the best of the shrubby class of these plants, and if properly treated, when in full bloom, has a most imposing appearance. By the mode of treatment I pursue with it, one small plant will cover in a season 15 square feet of trellis, and produce spikes of flowers 14 inches long. My method is as follows:—In March, I take off cuttings from the

young wood, cutting them at the fourth joint from the top of each shoot; I insert them in sand, cover them with a bell glass, and place them in a hot-bed frame. In about ten or fourteen days, I find them sufficiently rooted for transplanting into very small sized pots, well drained with broken pieces of pot, upon which is a layer of Sphagnum or bog moss. The soil I use is light and rich, and the Sphagnum not only acts as drainage, but also keeps the light soil together when the plants are re-potted, and prevents the roots being damaged. When the roots have filled the pots, I successively remove the plants into larger. This is very soon required, as this class of Calceolarias produce an amazing quantity of roots in a very short time. When the plants have reached the glass of the frame lights, I remove them to a Greenhouse; early in August I turn them out into a deep pit at the back of the Greenhouse, where they become one mass of flowers. I have (April 16th) plants with 18 spikes each, which on an average contain 60 or 70 flowers. I frequently use in watering the drainings from a dunghill. If the above remarks are considered worthy of insertion in your delightful flower Magazine, I shall be glad to see them inserted, and beg to assure you I shall have much pleasure in sending you other remarks on Floriculture from time to time.

Marten Hall, April 16, 1833.

T. K. SHORT.

ARTICLE IV.—*On the Cultivation of the Pink.* By
Mr. JOHN REVELL, Florist, Sheffield.

The Pink is a much more hardy plant than the Carnation, and less liable to the casualties incident to the latter. The best method of cultivating the Pink that has ever come under my observation or practise, is in the following manner:—

The compost of the beds should be composed of fresh loamy soil, mixed with an equal proportion of cow dung, which should be two years old. These materials must be well incorporated together by frequent digging. The beds in which blooming plants are to be grown, should be some little higher than the surrounding surface, and the surface of the bed must be formed so as to have it convex,

in order to throw off any excess of wet, which if not guarded against would be particularly injurious.

I plant off my Pinks for blooming in September, for, as is very properly remarked by Mr. HOGG, in his excellent Treatise on Florist Flowers, Pinks transplanted in spring never do well, nor show half the beauty which those do that are planted in September; the laced Pinks in particular, appear almost plain, without their distinguishing character. In order to have strong vigorous blossoms, I raise fresh plants from pipings every season, as they bloom the best when one year old.

I have often noticed in the plan of striking pipings which is generally adopted, a very great failure to attend the practice; in numerous cases not more than one in twenty strike root; the usual method is to make a slight hotbed, and cover it either with a frame or hand glass; the pipings being inserted are accommodated with dung bed heat, this is quite opposed to their striking, for at this period it is indispensibly necessary to a successful striking that they be kept quite cold. In the mode I practise, ninety-nine will usually strike out of every hundred.

My piping season is from the middle of June, to the first of July, "that is when the plants are in bloom," for if later, the shoots get too long for successfully striking root. I find it best to take them off when about two inches long, and plants raised from such pipings, make a far more vigorous growth than those which are struck from older pipings. The mode I pursue in striking is as follows. I select a shady situation in the garden; having dug the soil over, I then with water make it a complete puddle. Having taken off the pipings, I strip off the two lowest leaves, and then stick the pipings into the puddle, at about three inches apart. Having done this, I place a hand glass over them; I do not water them on insertion, for if done, the pipings would be very liable to damp off. The hand glass is not removed till I perceive the pipings have begun to push shoots; this is generally in about three weeks; I then take it off for about half an hour each day for the first week, thus gradually exposing them to the air. By the above mode of striking, for the last four years I have not lost one dozen of pipings.

In order to grow Pinks, producing the finest and best flowers it is indispensable to make a new bed every year. I uniformly grow

the most esteemed varieties in beds prepared as above, where

“ Varied beauties shine upon her face ;
Where all is beauty, harmony, and grace.”

The properties of a good Pink are, the flower must be two inches or upwards across, broad petals, of a pure white, quite distinct from the eye, unless the flower be a laced Pink, in which the colour of the eye must go round the edge of the petals, and be free from any tinge or spot ; the colour of the eye and edge should consist of a bright, or dark rich crimson, resembling velvet, the darker the colour, the more to be valued.

When the weather is hot, I find it necessary to shade the flowers, this is done by placing small boards over them, the boards are five inches broad, and about half an inch thick, each fixed upon a stick that supports it above the flowers—for

“ Touch'd by the sun, the lustre fades
And weeps itself away.”

Early in May, I commence watering with liquid manure, as stated in page 53 of the May Number.

June 3d, 1833.

JOHN REVELL.

ARTICLE V.—*On Raising Double-flowering Stocks from Seeds.* By Mr. W. STENT, East Stockwith, near Gainsborough.

I have great pleasure in being a subscriber to your very interesting publication, “ *The Floricultural Cabinet.*” In perusing your Number for March, I find one of your friends inquiring what method he is to take to procure double seed from the single Stock, and he wonders how the double flowers of the Stock affect the single. I answer, that the Double do not affect the Single at all ; that it is the pollen in flowers that impregnate one another. Now if your friend will examine the Double Stock, he will find no such thing as stamens or anthers, consequently no pollen ; therefore, they cannot affect single blossoms. I beg the liberty to inform your friend, the method I take to secure good seed. When my Stocks are in flower I look them over, and all flowers on the single

plants that have five, six, or seven petals, I mark them by tying a piece of coloured worsted to the foot stalk of the flower. When the seed is ripe, I preserve the pods thus marked, by themselves; the seed in those pods produce me about 8 out of 10 double flowers the ensuing year.

May 6th, 1833.

WILLIAM STENT.

P.S.—There is one thing I have always thought would be an improvement to a Work like yours, that is, when you describe a new Plant, if you were to mention where *it* is to be *got*, and the *price*. If my humble talents, can in any way promote the interest of your Work, in future it is at your entire service.*

*The favours of our respected Correspondent will very highly oblige us.—
COND.

ARTICLE VI.—*On Changing the Colour of the Flowers of the Hydránga horténsis.* By Mr. J. MARSDEN.

Observing in the 1st No. of the *Floricultural Cabinet*, a query from "RICHARD TATE," and not finding any reply in your second number, I beg to state that the Hydránga—rose flowering—may be made to produce beautiful blue clusters of flowers, often larger than when grown in common earth, by planting healthy plants in pots filled with good *bog* earth, in the autumn or early in the spring; putting the roots in, quite clean and free from the soil they were grown in when flowering rose-coloured blossoms. I believe that if a small portion of night soil is added to the bog, and before using, seeing that it is well decomposed and mixed with it; it is more certain of producing fine heads of blue blossoms; but bog alone seldom fails to have the desired effect. My late Father had a large quantity of Blue Hydrángas, which I believe were produced solely from using bog, and I believe he had a method of growing them, to produce yellow blossoms by using strong sulphur water, or some other chemical process. This however, I am unable to state. I am happy to add, the *Floricultural Cabinet* is much approved of in this town and neighbourhood, and will undoubtedly have a wide circulation when it becomes better known.

Chelmsford, April 17, 1833.

JAMES MARSDEN.

ARTICLE VII.—*On the Culture of Balsams.* By SNOW-DROP.

Your correspondent ST. PATRICK has said enough on the cultivation of this flower, to deter any one, who has not "all appliances and means to boot," from meddling with it. Should it have this effect on any of the votaries of *Flora*, I can give them some comfort in the assurance that they may raise Balsams by simpler means than those which he has detailed. Last year, I sowed the seed on a south border at the beginning of April, and protected it with a hand glass, (a flower pot would have done as well.) As soon as the plants were fit to transplant, I put some into the parterre, and others into a bed of good soil, and without any further care or pains, except occasionally watering, I had as fine plants, and as fine bloom, as any I have seen produced by other and more troublesome methods.

May 3d, 1833.

SNOWDROP.

ARTICLE VIII.—*On Flowering the Amaryllis vittata.* By EBOR.

My experience has taught me that the bulbs of this species of Amaryllis will not flower freely before they have attained the size of nearly two inches in diameter; and not to be disappointed in flowering bulbs of this size, an early growth in the Spring and an early decay in Summer are two necessary requisites. The growth of the plant for some time after the flowering is over, is encouraged, in order to ripen the bulb to perfection; on this depends, in a great measure, its certainty of flowering the following season.

In February, I shake off the earth from the roots and plant each bulb in a pot suited to its size; the soil I use is a very rich sandy loam. I do not cover the bulbs, but place them about one half their depth in the soil. I water them and then place them in a warm situation, on the flue in a forcing stove. When they begin to grow, I put each pot into a feeder filled with sand, and keep them well supplied with water. When done flowering, the watering is gradually lessened, until the foliage begins to decay. The pot is

then turned on its side, and kept in any cool situation, free from frost, until the time of planting.

This species of *Amaryllis* seldom puts out offsets, but it generally perfects plenty of seeds. This I find it may be allowed to do, as it does not injure the bulb to prevent its flowering the next season. The seeds are sown when ripe in pots filled with sandy loam, and placed in a hot bed; when up, strong enough to bear the Hot-house, they are removed there. I allow them to remain in the seed pot for the first season. When the foliage is decayed, I plant each bulb in a separate pot, and afterwards successively re-pot them, until they have attained a suitable size for flowering, when they are treated as above described, under which treatment they bloom very strong and freely.

Feb. 8, 1833.

EBOR.

PART II.

EXTRACTS.

Plants figured in the following Periodicals for June, 1833:—
Curtis's Botanical Magazine, 3s. 6d. coloured, 3s. plain. Edited by Dr. HOOKER, King's Professor of Botany in the University of Glasgow.

1. *Cynara Cardunculus*, common cardoon; Syngenesia Polygamia Equalis. Compositæ. The plant is a native of the north of Africa, yet it bears our climate remarkably well, and independent of its uses for domestic purposes, it really makes a fine appearance in a large garden, or in a shrubbery when in bloom—colour blue: *Cynara*, from *Kyon*, dog; spines of the involucrem being like dog's teeth.

2. *Corydalis bracteata*, Diadelphia Hexandria. Fumariacæ. A native of the Altaia Mountains; grown in the Birmingham Botanic Gardens, flowers in March—colour, pale yellow. It has much the same appearance as some of the yellow flowering *Fumarias*; grows six inches high, and requires winter protection in a cool frame. *Corydalis*: from *Korydalis*, ancient Greek name for Fumitory.

3. *Epacris cereiflora*. Wax-flowered Epacris; Pentandria Monogynia. Epacrideæ. This species is a native of Van Dieman's Land; was raised at the Edinburgh Botanic Garden, from seeds sent by Mr. Newbigging, and likewise by the Rev. E. Craig, in January, 1831. It flowered, for the first time, in April and May; the flowers are white. It is a very free flowering plant. Culture: increased by slips or cuttings inserted in sand; soil, sandy peat, having the pots well drained with broken pots. *Epacris*, from *Epi*, upon, *akros*, the top; natural habitation.

4. *Acacia decipiens*, var. *præmorsa*, Paradoxical *Acacia* variety. Polygamia Monœcia, Leguminosæ. A free flowering greenhouse plant, with pretty yellow

blossoms; cultivated in Mr. Knight's Nursery, King's Road, Chelsea. It appears to be a variety of *A. decipiens*; having paler flowers, and the petals more reflexed. Culture: increased by cuttings struck in sand and peat; soil: sandy peat and loam equal proportions. *Acacia*, from Akazo, to sharpen; many species being very thorny.

6. *Leontice Altaica*; Hexandria Monogynia. Berberidea. This very pretty plant flowered very freely in a cold frame in April. It is a native of the western part of the Altai Mountains; flowers yellow; plant grows six inches high. Culture: parted at the roots; soil, sandy loam and peat. *Leontice*, from *Leontos*; the fancied resemblance in the leaves to the print of a lion's foot.

6. *Arabis rosea*, rose coloured rock cress. *Tetradynamia Siliquosa*. Cruciferae. This plant probably flowered for the first time in this country, in February, 1833, in the garden of the Rev. Mr. Selwyn, of Kilmington, Wiltshire. It is a native of Calabria, and is best treated by keeping it under a cool frame, though it will perhaps prove quite hardy. The plant grows about a foot high, flowers large in proportion to the size of the plant, collected into a dense head; colour, of a beautiful deep rose. It is a pretty addition to the herbaceous border plants. Culture: increased by division of plant; soil, rich loam. *Arabis*, from the plant originally coming from Arabia.

7. *Pteris pedata*, Pedati-leaved Brake. *Cryptogamia Felices*. Felices. This plant was received from Jamaica into the Glasgow Botanic Garden. The bright green of the foilage, edged by the pale brown line of the involucre, and the glossy black purple stipelets render this Fern a desirable inmate in stove collections. Culture: increased by division of plant; soil, peat and loam. *Pteris*, from *Pteris*, a Fern in Greek, and that from *Pterun*, a plume, or feather.

Edwards's Botanical Register. Edited by JOHN LINDLEY, Esq.,
Professor of Botany, in the London University. Coloured 4s.,
Plain 3s.

1. *Ænothéra tenella*; var. *tenuifolia*, large purple Chilian Evening Primrose. A hardy annual of great beauty, flowering in July, August, and September; the plant grows about nine inches high. The collectors who went out to Chili and the Islands of the Pacific with Captain Beechy, returned in 1829; and Mr. Lambert, of Boyton House, procured from them, among other things, specimens of another Evening Primrose, the *Æ. tenuifolia*, upon which ripe seeds were found. These being sown produced a plant, which is, as far as gardens are concerned, a very different plant from *Æ. tenella*. It differs from it in having longer and more channelled leaves, and much larger and far more showy flowers; for white in *Æ. tenella* the flowers are half hidden by the leaves; in *Æ. tenuifolia* the leaves can scarcely be discovered for the flowers. *Ænothéra*, from *Oinos*, wine; *thera*, a catching, acquired smell.

2. *Calceolaria rugosa*, sage leaved slipper wort. A native of Chile, introduced in 1824. In many respects it approaches *C. integrifolia*, but it is readily known by its deeper yellow flowers, its brown purplish branches slightly covered with wool on their youngest parts, by the coarser diverging serratures of its leaves; and as Dr. Hooker observes by the small upper lip of its corolla. It is a half-hardy plant, requiring a cool frame protection in winter and grows in borders in summer. *Calceolaria*, from *Calceolus*, a slipper, corolla.

3. *Amelanchier florida*, many flowered. *Icosandria*; *Pentagynia*. *Pomaceæ*. A native of North West America, where it was found by Mr. Douglas; it forms a handsome shrub, in the way of snowy mespilus, flowering in May. Like that species, it is best propagated by layers. Flowers, white. *Amelanchier*, from *Amelanchier*, Savoy name for Medlar.

4. *Calliprora lutea*, yellow, pretty face. Hexandria Monogynia. *Asphodeles*. Found in California and sent by Mr. Douglas. It proves to be a hardy handsome, bulbous plant, growing freely in a shaded peat border, and flower-

ing in July. Flowers, yellow. Culture: it is propagated by off-sets, which it produces freely. Caliprora, from Kalliporas, pretty face, in allusion to its beauty.

5. *Mimulus roseus*, rosy Monkey-flower; *Didynamia Angiospermia*. Scrophularinæ. This beautiful species was sent by Mr. Douglas from Northern California in 1831. He says it is extremely rare, and the most striking object he met with in that country. It is found difficult to manage, for the plants that were kept in the open border during summer did not answer the expectations entertained them. It flowers in July and August, and will probably thrive much better in a greenhouse than the open air. Culture: the plants in the Garden of the London Horticultural Society have been potted in loam and leaf mould, and kept under glass. *Mimulus*, from Mimeo, an ape; seeds like a face.

6. *Nicotiana persica*, Shiraz Tobacco; *Pentandria Monogynia*. Solanææ. It is rather a handsome annual, exhaling a faint but pleasant odour in the evening, at which time its flowers are in perfection. In Persia, it grows three or four feet high. Flowers: petals, white inside, green outside. Culture: it requires a dark, rich soil, and most abundant watering during all the season of heat. *Nicotiana*, named after JEAN NICOT, a French Ambassador in Portugal, who first brought tobacco to France, in 1560.

7. *Ænothira, densiflora*; *Octandria Monogynia*. Onograrinæ. A remarkable new species, of which seeds were sent by Mr. Douglas from Northern California in 1831; it flowered last year in the Garden of the Horticultural Society. It proves to be a hardy annual, producing seed in great abundance. Flowers: purple upper side of petals, lower, rose. *Ænothira*—see description above.

Loddiges's Botanical Cabinet, 5s. 6d. ten plates, coloured; 2s. 6d. partly coloured. Edited by Messrs. LODDIGES'S.

1. *Epacris campanulata alba*, *Pentandria, Monogynia*. Epacridææ. A native of New South Wales. It was raised from seeds in 1830, by Messrs. LODDIGES'S; colour, white; it requires the protection of an airy greenhouse, and may be propagated by cuttings; soil, sandy peat. *Epacris* from Epi, upon, akros, the top; habitation.

2. *Melastoma malabathrica*, *Decandria, Monogynia*. Melastomacææ. From India in 1793; it requires a stove heat, and thrives best where air is admitted, especially in summer; colour, pink; culture, it is easily increased by cuttings; soil, loam and peat. *Melastoma* from Melas; black, stoma, mouth; berries stain.

3. *Prœchia crœcis*, *Polyandria, Polygynia*. Bixinææ. A native of Havana; it was brought to the Horticultural Society in 1823, by Mr. J. DON.—It requires constant stove heat; flowers, yellow; culture, increased by cuttings; soil, loam and peat.

4. *Pholidota imbricatâ*, *Gynandria, Monandria*. Orchidææ. A native of Nepal, where it grows upon trees; it is a stove plant, flowering from February to May; colour, brown and white; culture, increased by division of roots; soil, vegetable earth. *Pholidota*, from Pholis, a scale; flowers covered with a scale-like bractea.

5. *Dendrobium pulchellum*, *Gynandria, Monandria*. Orchidææ. This very fine species is a native of India, where it appears to grow upon trees; it thrives best in a small pot of moss, kept moist, and suspended from a rafter in the stove; colour, yellow, pink, and white. *Dendrobium* from Dendron, tree; blo, to live; growing upon.

6. *Hypoxis ramosa*. *Hexandria, Monogynia*. Hypoxidææ. A native of the Cape of Good Hope; it flowers in June and July; the flowers are yellow. After flowering, the bulb remains dormant, sometimes for one or two years. It appears to be very slow of increase, not producing offsets. The soil should be sandy peat, and to be kept in the greenhouse. *Hypoxis*, from Hypo; beneath, oxy, sharp; base of capsule.

7. *Malpighia fucata*, Decandria, Trigynia. Malpighiaceæ. This is supposed to be a native of the West Indies. It grows erect to the height of three or four feet, and flowers at various seasons; flowers of a faint rose colour. The leaves are covered, especially underneath, with numerous stings, nearly half an inch long; when touched, they enter the skin and produce considerable irritation. Culture: it requires the protection of the stove, and may be propagated by cuttings. Malpighia, from M. MALPIGHI, Professor of Medicine at Bologna.

8. *Styphelia tubiflora*. Pentandria, Monogynia. Epacridææ. This beautiful plant is a native of New South Wales. The flowers are produced in fine spikes, and are of a bright red. Culture: it thrives in the greenhouse, potted in sandy peat earth. It will increase by cuttings. Styphelia, from Styphelos; rigid; compact habit.

9. *Gesneria Douglassii*. Didynania, Angiospermia. Gesneriææ. This is a native of Rio Janeiro, where it was discovered in 1824 by Mr. DOUGLAS, after whom it is named. The flowers are orange, spotted with red. A very handsome flowering plant. It requires the stove protection, and flowers in Spring, continuing long in succession. It may be increased by dividing the root, which is tuberous, and should be potted in rich light earth. Gesneria, from CONRAD GESNER, of Zurich, the famous botanist.

10. *Kennedia longiracemosa*; Diadelphia, Decandria. Leguminosæ. A native of New Holland, first raised by Mr. Rollisson. It is a pretty climber, very like *K. monophylla*; flowers, rose-coloured. It requires the greenhouse and flowers in spring; may be increased by cuttings, and will thrive in peat earth and loam. Kennedia, after Mr. KENNEDY, late Nurseryman at Hammersmith, near London.

Sweet's British Flower Garden, coloured, 3s., plain, 2s. 3d.

Edited by D. DON, Esq., Librarian to the Linnæan Society.

1. *Nierembergia phœnicea*, purple Nierembergia; Pentandria, Monogynia. Solanææ. Few plants of this family surpass this one, in the beauty and brilliancy of its fine bright rosy purple blossoms, rendering it one of the most valuable acquisitions that has been made to our collections of late years. It is a native of the countries of the Rio de la Plata, it was introduced in 1831. Culture: it will succeed very well in the open border, where it should be planted in light vegetable soil; it will continue to blossom from April to November; it will readily increase either by seeds or slips—plants raised from seeds produce the finer flowers, but from cuttings the plants bloom more profusely. It is a most desirable plant. It was first named *Salpiglossis integrifolia*, and latterly *Petunia integrifolia*, but now *Nierembergia phœnicea*.—Messrs. YOUNG, of Epsom Nursery, possess an abundance of plants, at a low price, as also some others of the principal nurserymen. Nierembergia, after JOHN EUSEBIUS NIEREMBERG, a Spanish Jesuit.

2. *Crocus lacteus*, cream-coloured Crocus; Triandria, Monogynia. Iridææ. A native of Mœsia.

3. *Loasa nitida*, glossy-leaved Loasa; Polyandria, Monogynia. Loasææ. A pretty hardy annual, native of Chile; raised from seeds by Sir GEO. STAUNTON, Bart. If planted in poor soil it blossoms abundantly, but in a rich one, it becomes luxuriant and unsightly.

4. *Nicotiana longiflora*, long-flowered Tobacco; Pentandria, Monogynia. Solanææ. This plant is a half-hardy annual, thriving best in light rich soil, and is increased by seeds; it is a native of Buenos Ayres, where it was discovered by Mr. TWEEDIE. Nicotiana, from JEAN NICOT, Envoy from the Court of France to Portugal, whence he brought the plant in 1560.

The Botanic Garden. Monthly, 1s. 6d., large, 1s. small, coloured.

Edited by Mr. B. MAUND.

1. *Dolichos lignosus*, woody dolichos; Diadelphia, Decandria. Leguminosæ; a native of the East Indies: perennial, introduced in 1776, grows eight feet high, flowers in July and August; colour, lilac. It may be raised from seeds, or struck from cuttings, and should have winter protection. Dolichos is a Greek word, signifying long: the length of the tall climbing stems of the plant. Lignosus, from the Latin lignum, wood; adopted to mark its woody stems.

2. *Rudbeckia pinnata*, pinnate rudbeckia; Syngenesia, Frustranea. Compositæ; a native of North America: hardy perennial, introduced in 1803, height four feet, flowers in August and September; colour, yellow. It may be divided in spring or autumn. Rudbeckia, from OLOF RUDBECK, Professor of Botany, at Upsal, died in 1702. Pinnata, from the Latin pinna, a wing; resemblance of the leaflets.

3. *Narcissus angustifolius*, narrow-leaved narcissus; Hexandria, Monogynia. Amaryllidæ; a native of S. Europe: perennial, cultivated in 1626, height one foot, flowers in April and May; colour, white. The bulbs increase abundantly. When parting is required, it should be performed in autumn. Narcissus, from Narke, stupor, effects of smell; angustifolius, narrow-leaved.

4. *Rhododendron catawbiense*, Catawba rhododendron; Decandria, Monogynia. Ericæ; a native of N. America: perennial, introduced in 1809, height three feet, flowers from June to August; colour, fine pink. It is propagated by layers. Rhododendron, in the Greek language, signifies rose tree; rhodon, a rose, dendron, a tree. Catawbiense, is derived from the name of the river Catawba, in North America near which this species was discovered by Mr. Fraser.

PART III.

MISCELLANEOUS INTELLIGENCE.

QUERIES, ANSWERS, REMARKS, &c.

We have at length, in the *Floricultural Cabinet*, a description of Work long called for by the public, and I doubt not if its present principles be strictly adhered to, that its patronage will continue to increase. No doubt you, like most other Editors of periodicals, have been overwhelmed with *advice*, for there are few who have not vanity enough to think themselves competent to give it, and, perhaps, you may think, sufficiently eager to communicate it also. Pardon me, then, if I infringe a few minutes upon your time; and the grounds upon which I claim the privilege are two-fold—first, as an enthusiastic admirer of the Flower Garden, and cultivator (on a small scale) of what are termed Florists' (or Stage) flowers; and secondly, as a Bookseller, and consequently feeling our interests combined in its popularity.

Till the first appearance of the *Horticultural Register*, by yourself and Mr. Paxton, we had not a periodical strictly of this nature; for the Nobleman, Gentleman, or scientific Gardener, LONDON is every thing that can be wished; but there was something wanted less expensive and less scientific. The public hailed the appearance of the *Horticultural Register* to supply this, but it has turned out LONDON in miniature; several of our friends who commenced with it, discontinued it at Christmas, finding it contained too much on forcing, &c., in fact, treading too much on the heels of LONDON. The complaint was, we want something to direct our out door operations, more particularly on *floral matters*; your work has appeared, and we number already our half-score

subscribers; if the interest can be kept up, I doubt not of its abiding and increasing popularity.

The article on the Dahlia in No. 1, is of the true sort, and followed by another on the same subject by VERTUMNUS, in No. 2, still keep up the interest, and at the right period of time too. That on the Ranunculus in No. 2, is of the same cast, though rather late in time; these are the kind of articles for the growers of Florists' flowers, and if you can manage to obtain a store of good practical articles of the same description, on the different Stage flowers, and spin them out regularly as the work goes along, say one in each number, or more if your stock will afford it, it will form the grand incitement to purchasers; no matter if the same flower is treated upon by different hands, and of course on different systems, if but like something on true principles, and the nearer these can be given to the time of operation, the more acceptable; this department must be the key-stone of the fabric. Not less interesting to another class of readers, (and in most instances they are *distinct*;) are, the articles on the Fúchias, Azáleas, Salvia Africánus, Lupinus mutábilis, Camélias, Coxcomb, Verbena Melindris, &c. &c.; the article on the use of Liquid Manure is also a truly practical one. Pray ask next Christmas 12 months how many copies *each work* of the Magazines above cited publishes; your's is the Penny Magazine of its class, and must run the race of popularity.

In many respects I agree with your correspondent SNOWDROP, page 69. The title would be better simply "The Florist's Magazine;" it is more expressive. Your Reviews are useful, so are catalogues of Plants, &c. Returns of Florist's Meetings, and remarks upon them, are an indispensable feature.

But as to the cutting down the articles of your correspondents, as he recommends on the article Dahlia, No. 2, it is rather a ticklish affair, and liable to give offence; unless they are very prolix, they should be borne with; or, if possible, be revised by the writer; we are all tender of our own progeny; like myself, he thinks the Florist Flowers should be the key-stone.

Ashby-de-la-Zouch, May 13, 1833.

J. D. H.

Having read some remarks on your Work by SNOWDROP, I could not pass over it in silence, and if you will insert these few lines in this month's number of your valuable work, you will much oblige me. In the first place I should like to know why SNOWDROP does not like your first title, "*Floricultural Cabinet*." I will ask SNOWDROP what a Cabinet is, I always understood it meant a repository, and is very appropriate. "The second title is very preferable, I hope you will confine it to the latter." I will ask SNOWDROP what difference it makes as to what title it is known by, for if it is changed for every like and dislike, it will want a new title every month. "If your correspondence is too luxuriant, you can easily apply the pruning knife." The pruning knife would have been very appropriate on the remarks of SNOWDROP.

"I hope you will confine the Magazine to its particular object, and not overwhelm us with plans of hot-houses, green-houses, &c. &c." The above remark is very good, after SNOWDROP (in a former number) has cried out for a moveable awning for a tulip bed. I would ask SNOWDROP if he would grow stove plants in the open air, which would make him appear a much cleverer man than he now wishes to appear. I think it quite right to let us know of the most approved principles of erecting those structures before we begin to build. With respect to the plates I think it the most ridiculous remark I ever heard, for if SNOWDROP was to publish a work and insert plates value one shilling, and sell it at sixpence, he would not increase his income by it. I think the plates and work altogether much better than could have been expected.

I have one request to make of SNOWDROP, that for the future he will sign his proper name, as I may perhaps have an opportunity of inserting something for his gratification.

Martin Hall, May 4th, 1833.

T. K. SHORT.

Allow me to observe that I consider the remarks of your correspondent SNOWDROP to be rather hypercritical, for although you have very liberally invited the opinions of your subscribers and well-wishers, I do not consider that every one has a right to dictate either respecting the title or general plan of

the work, and it may surely be deemed sufficient for each, if proper notice be taken of their communications and information given on the particular subjects required, in fact were you to attempt to alter your plans at the suggestion of every one, you would soon be placed in the predicament of the old man with his ass in the fable. For my own part, not having a garden, your entire attention to Florist's flowers, as he suggests, would render your work wholly useless to me, and consequently I might with equal modesty and propriety request you to treat of *nothing* but exotic and green-house plants, because it is only such that I can cultivate in my little *plant Cabinet*, which, by the way, I understood by the first title of your work to be your original intention, though SNOWDROP could not imagine what that title had to do with flowers. In regard to the plates, I am not so fastidious as to find fault with them when I recollect the price. So long as they give a correct idea of the plant, it is as much as can be reasonably expected, but the Artist who colours them should be instructed to take notice of the description of the plant, as by neglecting this, he has given the Schizanthus, in your second number, a purple hue, instead of representing it flesh coloured, as described at page 14, No. 1. For those subscribers who wish for more *highly finished plates*, could you not publish a certain number of copies at 1s. or 1s. 6d. ?* I hope that you will not fail to furnish us with an index at the end of every volume, as the subjects are necessarily much scattered, and I think none of your subscribers could object to the additional expense of an extra number for that purpose.

In your last, instructions were given for the culture of the Camellia, but I should feel obliged by a little additional information on the subject, as I have lost several fine ones, which, after they had done blowing, threw out young shoots and seemed increasing in growth rapidly until about July, when the leaves gradually blackened and dropped off, and the plants died down to the very root; some persons told me it was in consequence of my having given too much water, and others (Gardeners,) that I had not given enough. My Ericas too, shared the same fate, and though I have had many of the most beautiful and promising plants, I have never been able to keep them in a healthy state above two months after they had done flowering. A few hints on this subject when you can spare room, will be highly acceptable to

AN AMATEUR.

* We have made arrangements to that effect, in order to meet the wishes of our friends. The Number for a copious Index will be attended to.—COND.

Every Florist is much indebted to you for establishing a work so much wanted, and so ably conducted, as *The Floricultural Cabinet*. Being myself an amateur, and knowing the wants of myself and others, I beg to throw out a few suggestions, in the hope that by attention to them, you will render your little work still more valuable.

In the first place, with regard to the Plates, it would be well to put under each flower the scale on which it is drawn; I mean one half or one-third of the natural size, as the case may be, as is done in MAUND'S Botanical Garden. Take care the Plates are coloured correctly. This should be attended to, although of course elaborate shading cannot be expected.—As the work comes out but seldom, I should advise you to continue to give four flowers in the Plate as you have this month, in preference to one larger one. And I think you should be careful to give full directions for the culture of the flowers you figure, in the same number in which they appear.

The generality of Florists do not grow Stove Plants; therefore, I think your illustrations of Plants should be all confined to Greenhouse Plants, and those generally termed Florist's Flowers.

By the bye, in some instances your accentuation of Botanical names, and the mode you adopt of dividing the words at the place over which the accent is placed, prevents instead of assists in facilitating the ready pronunciation of them. This you should alter at once.

As I have made several experiments on the culture of different flowers which may be thought, perhaps, entertaining, I think I shall send some for your perusal.—Yours, &c.

B. M.

[We shall be much obliged by the favours —COND.]

REPLY TO THE REMARKS OF "SNOWDROP."—The last number of your *Floricultural Cabinet* is now before me, together with a small volume of Lord Byron's works, which is open to the part which contains these lines—

"A man must serve a time to every trade

Save censure—critics all are ready made."

After reading SNOWDROP'S letter, I cannot help thinking that they are very applicable to him and all such fault finding personages. He begins his remarks by finding fault with the name of your work. "I do not like the first title of your work, *Floricultural Cabinet*." "What has a Cabinet to do with a Flower Garden?" And then recommends you to apply the "pruning knife" to the letters of your correspondents. I know not who SNOWDROP is, but this I do know, *that he has no business to recommend any one to throw the works of others into the fire, (communications written only for the purpose of making public the best modes individuals have adopted with success in the cultivation of Plants, Flowers, &c.) to make room for SNOWDROP'S remarks upon the colouring of a flower, or the merits of "Sweet's Florist's Guide."* As to the daubing part of the work, I must say, that though the *Plants, Flowers, &c.* are not so highly coloured as those in "MAUND'S Botanic Garden," "SWEET'S Florist's Guide," &c., they convey a very good and correct idea of the flowers they are intended to represent. Perhaps SNOWDROP has never thought that publications of a more expensive kind are quite out of the reach of a class of persons which the *Floricultural Cabinet* is very calculated to instruct; I allude to Gardeners' Apprentices, &c. Now if the *Plants, Flowers, &c.* in Mr. HARRISON'S book were more highly coloured, the work must of course be raised in price, and it would completely put it out of the power of many persons to obtain the book by raising the price, who are now able to subscribe. Upon the whole, I think that SNOWDROP'S remarks are *not only uncalled for but unnecessary*, and I must in duty to Mr. HARRISON say, that all who have seen, and are subscribers to the *Floricultural Cabinet* in our neighbourhood, are perfectly satisfied with it, and hope it will continue to be conducted in the same spirited manner that it is at present.

J. C. H.

REPLY TO DAFFODIL, PAGE 67.—I have felt no small degree of surprise at the observations of your correspondent DAFFODIL, on the propagation of Dahlias by cuttings. DAFFODIL says, (in page 67) that "from the joint inserted in the soil, the roots are produced." This is a great mistake, and I venture to say that DAFFODIL never saw a cutting strike roots from the eyes or joint; but invariably from the bottom edge of the cutting, no matter whether there is a joint or not in the cutting for 4 or 5 inches, if there is only a joint above ground, it will strike and bloom as well as any other cutting will; but I admit it would be only a chance as to its producing any shoots the Spring following. Now if the eyes of the cuttings are cut out, it does not invariably follow that the root will not push again. I have tried the experiment, and know that not unfrequently the roots will push eyes from the bottom, and not push one at all from the crown where we generally expect them. A many cuttings of Dahlias are very much injured in the striking by keeping them too moist, and it often happens that the eyes (which it is very desirable to retain sound) are rotted. I have often examined shootless old roots, and I always find that the eyes are either cankered or rotted, which I mainly attribute to wire worms and insects eating them out; then wet gets in and destroys the eyes, and yet the root may still retain a degree of soundness. But if DAFFODIL will only carefully examine shootless roots, I feel confident that it is the eyes that have suffered, and are in a decayed state, which is the cause.

HIS LORDSHIP.

REPLY TO PRISCILLA, PAGE 20.—Priscilla asks for the best mode of cultivating the *Gloriosa Superba*. In reply to this application I beg to state, that I have bloomed the plant very freely under the following mode of treatment: The bulbs are kept in pots on a shelf in the back part of the stove, but not upon a heated flue. Very little water is given them, only as much as to prevent the bulbs from shrivelling. At the end of February or beginning of

March, they are carefully taken out and re-potted in fresh mould, &c, viz. one part turf loam, two parts leaf soil, one part sand. The pots I use for the first are only a little larger than the bulb, covering each about an inch deep. Having potted them, I place them in the Stove, avoiding the hot flue, till I see the roots have begun to strike. I then plunge the pots up to the rim in a bark bed; they soon push shoots and grow very vigorously. I train the plants to a trelles fixed upon the back of the bark pit wall, as soon as I judge that the pots are filled with roots. I re-pot the plants into larger pots, using the same kind of compost, with a tolerable addition of well rotted manure mixed with it. The plants afterwards require a free supply of water. I always use water which is about the temperature of the house; this is obtained by placing some upon the warm flue. The fine splendid orange-coloured blossoms, with the very singular mode of growing, give the plant a most imposing appearance.

Should PRISCILLA adopt the same mode of treatment as I do, I am confident his wishes in this respect will be obtained.

May 24, 1833.

J. BRADLEY.

I hope you will pause before you fill three supplementary numbers with accounts of Floricultural and Horticultural Meetings; however, if the accounts are confined to the supplements, those who do not wish for lists of names of successful candidates and flowers, need not buy them. You could, in half a page of your regular number, advert to such new flowers as may have made their appearance, and extract such information as may be valuable. One of your contemporaries has often a sheet or more of these meetings which might be as well omitted.

9th May.

C. M. W.

I am much pleased with your publication, which I have commenced taking, and shall continue so to do, if I find that SNOWDROP'S hint in your second number, "that all the promises in the Prospectus will be kept," is properly attended to. I should, however, hope, that his after recommendation "not to give any plans of Greenhouses, &c." will meet with less attention. We are, I think in general, very deficient in cheap and well arranged edifices for the protection of flowers, and I should much like to see a few *good* plans occasionally appear in your publication, which may be done without "overwhelming us." Your correspondent T. B. must forgive my stating, that his receipt for the destruction of Woodlice is *not effective*; I tried it last year in two frames, without at all diminishing the numbers. A couple of toads placed in another frame, similarly situated, thinned them very perceptibly. My Dahlias are planted in beds by themselves;—will any of your correspondents have the kindness to inform me what flowers (except Crocuses and Tulips) I could previously put in these beds, so as to get them off in time to plant my Dahlias; and I am sure it would be gratifying to many of your readers, if you would give directions, so to arrange a garden laid out according to the present fashion, in beds, as to have a constant succession of flowers in blossom—I mean all the details.

C. A.

QUERY.—I am a novice in the art of Gardening, and have several friends around me who are so likewise, but yet highly desirous of attaining to some degree of skill in it. In Floricultural works, I find frequent directions as to the soils most suited to the growth of particular plants, but am quite at a loss to understand what sandy loam, loam, sandy peat, &c. imply. Do pray enlighten your subscribers on this subject in one of the early numbers of your *Floricultural Cabinet*. Any instructions as to the preparation of different sorts of soils, will also be highly useful to your country readers. Practical hints as to the best mode and times of mixing soils would be much appreciated. We should also be glad to know how to detect the various kinds. I have never been able, with all my efforts, to produce a fine compact (yet not hard and clogged) soil, such as that which I get with flowers in pots from

Nursery Gardeners, which from this circumstance I always hoard and cherish as old gold.—Your constant reader, &c.

Crickhowel, May 16, 1833.

W. W. J.

QUERY.—I shall be obliged if you can inform me the best manner of treating *Fuchsias* in pots. I have this season purchased several; have kept them out of doors all day, and taken them in at night; but notwithstanding all my care, after I have had them a little while, all the buds (which when I bought the Plants were very unnerous) have gradually dropped off without coming to perfection. Ought they to have been left out of doors all night? and till what month.

Camberwell, May 20, 1833.

AMATEUR.

QUERY.—I should feel obliged to any of your correspondents who would inform me through the medium of your delightful little work, how to treat the different varieties of flowering heaths, so as to preserve them through the winter, and to make them bloom the following year, which I have never been able to do; mine having almost invariably died, or produced no blossom. I have no Greenhouse, but have always kept them in the dwelling-house during the winter, and have been careful to give them plenty of air and light.

A. PETERS.

LYCHNIS FULGENS.—C. H. wishes to be informed the culture of the above, particularly the preservation of the Plants, so as to cause them to blow the second year, when he understands the flower is much finer than the first year.

QUERY.—Being very fond of the large Garden Pansies, and as I cannot find in any work any directions relative either to their culture or propagation, or to the raising new large flowered varieties, I should be glad if you would in the next number of your useful Magazine, favour me with the best method you are acquainted with. By so doing, you will oblige, yours, &c.

Duffield, May 21, 1833.

E. D. W.

QUERY.—I shall be obliged if the Conductor of the *Cabinet*, or any of its readers, would give a few instructions on the culture of *Cypripediums*.

DELTA.

QUERY.—Your readers are very much indebted to Mr. HAWORTH, for his liberality in allowing his excellent paper on the *Chrysanthemum* to be printed in your Magazine, and to yourself for your exertions in procuring his permission. There are two or three points respecting this flower, (an especial favourite of mine) on which I should be glad of some information. What is the best mode of culture to procure seed? What is the best method of flowering the shy ones, such as the Indian White, the Indian Yellow, the Warratah, &c. Can bloom be procured so early as August? I have some plants which did not flower last Autumn, and which stood the winter without injury; they are now large and fine, and I hope to see an early bloom on them. Has the following plan been tried, and if so, with what success—i. e. taking off cuttings, say in August, pinching out the flower buds, and getting them strong and well established before winter. Will such plants bloom early?

June 3, 1833.

SNOWDROP.

QUERY.—Is it possible to fruit the *Ceratonia siliqua*, "St. John's Bread," in England? If so, how is it to be done? What is the colour and shape of the flower and fruit, and is it at all palatable? An answer will greatly oblige

Liverpool, May 30, 1833.

R. THORNTON.

REFERENCES TO PLATE.

1. *Oxalis Bowiei*, Bowies Oxalis, Decandria, Pentagynia. Oxaliden. This most beautiful and florid plant is hardy, and in the open ground will flower in the Autumn; but it blossoms most profusely when kept in a pot under glass, especially if, after a short period of rest at Midsummer, it is placed in a stove or warm greenhouse for a very short time to make it start freely. Its

blossoms are produced in profusion, the flowers expand in a very moderate temperature. Culture: thrives in a sandy loam. *Oxalis*, from oxys, sharp or sour qualities of the plants.

2. *Lupinus elegans*, Drooping-leaved Lupine, *Diadelphia*, *Decandria*.—*Leguminosæ*. A very pretty annual Lupine, native of Mexico, whence seeds were sent to the London Horticultural Society, by Dr. DEPPE, in 1831. It flowers in the open air most abundantly. Of all the annual Lupines, this is by far the handsomest; it even rivals the best of the perennial species. It is increased by seeds; soil, rich loam. *Lupinus*, from *lupus*, a wolf; supposed to destroy the fertility of the soil.

Salvia pratensis, Meadow Sage, or Clary. *Diandria*, *Monogynia*. *Labiata*. Leaves oblong, heart-shaped at the base, crenated, the upper ones embracing the stem; whorls nearly leafless; upper segment of the corolla clammy. A beautiful plant about three feet high; leaves wrinkled; whorls of six flowers, scarcely longer than the floral leaves. Perennial: flowers in July; grows in dry pastures, and by hedges; rare, found near Cobham, in Kent; common in Surry, Sussex, Wick-cliffs, Gloucestershire; between Middleton, Stoney and Audley, Oxfordshire. *Salvia*, from *Salvus*, safe; medical qualities.

4. *Iris Pseudacorus*, Yellow Iris, Water-Flag, or Flower-de-luce. Inner segments of the corolla smaller than the stigmas. Root large horizontal, acrid; stem from two to four feet high; leaves sword-shaped, erect, deep green; flowers, yellow; three together on the top of the stem; the large segments lined with dark purple. Perennial: flowers in June and July; grows in marshy places, and by the sides of streams and lakes, generally in extensive patches. The root has been recommended for alleviating the pain of tooth-ache, and is used for dyeing black in the Hebrides. The leaves make excellent thatch; and are also employed for making bottoms to chairs. Dr. G. JOHNSON says, the roasted seeds make an excellent substitute for coffee. *Iris*, from *Iris*, the eye; the variety and brilliancy of its colours.

WEST-RIDING HORTICULTURAL SOCIETY.

On Wednesday, the first meeting of this Society for the present year was held at the Music Saloon, Wakefield. The room was nearly filled with fashionable company, amongst whom the "galaxy of beauty" alluded to by the Rev. Chairman in the course of the proceedings, as usual formed the leading attraction.

We understand that the Society was indebted to ARTHUR HEYWOOD, G. WENTWORTH, and B. GASKELL, Esqrs., the Rev. S. SHARP, and Mrs. FAWKES (of Woodthorpe), for adding to the decorations of the room; Mr. BARRATT, of Wakefield, likewise furnished several decorations.

The display of fruits and flowers greatly exceeded that of any previous Spring exhibition; indeed but one feeling of admiration seemed to pervade the assemblage.

The chair was taken by the Rev. S. SHARP, Vicar, who said he could not but congratulate the friends of Horticulture on the present prosperous and flourishing condition of the West-Riding Horticultural Society. He need scarcely recal to their recollection the very mild and pleasant weather which had prevailed throughout the winter; but March and April—the latter usually full of smiles and tears—had been so cold and ungenial, that the lover of Horticulture almost anticipated the loss and destruction of those plants and

flowers which he had so fondly watched over during the winter months,—when radiant May came in, and those drear and chilling blasts were succeeded by mild and genial breezes, which speedily dissipated all his fears. His garden seemed to be changed as if by magic, and nature burst forth into universal life and vigour. Thus it had been with their society. During the winter all seemed to go on prosperously, but in March and April a chilling damp was cast over the institution, and the parent tree seemed destined to destruction. But on the 8th of May the thermometer got up to Summer heat, subscriptions poured in, aid was offered from every quarter, and the sun of prosperity beamed upon them. There was, he believed, “a tide in the affairs” of societies, as well as in those of men, “which, taken at the flood, led on to fortune.” It would therefore become the duty, as it was the wish, of all the members to take advantage of that patronage and support which the public had so kindly bestowed upon them. He would not further trespass upon their attention, but would proceed to distribute the prizes, which were adjudged as follows:—

[In giving the names of the Gardeners in the subjoined list, we have only thought it necessary to mention the names of the gentlemen in whose gardens the specimens exhibited were grown, once, in order to avoid repetition.]

HEATHS.

Nine pots—Thomas Appleby, gardener to the Rev. J. A. Rhodes, Horsforth Hall.

STOVE EXOTIC.

- 1 (3 pots) Wm. Barratt, Wakefield.
2 (3 pots) J. Wilkinson, gardener to Mrs Fawkes, of Woodthorpe.

GREEN-HOUSE PLANTS.

- 1 (6 pots) Thomas Appleby.
2 (6 pots) John Menzies, gardener to Christopher Rawson, Esq., Halifax.
3 (6 pots) Samuel Currie, gardener to Arthur Heywood, Esq., Stanley.

HARDY PLANTS.

- 1 (2 pots) William Barratt, Wakefield.
2 (2 pots) John Menzies.

FINEST COLLECTION OF GREEN-HOUSE PLANTS.

- 1 John Menzies.
2 Thomas Appleby.

EXOTIC IN FLOWER (CHORIZEMA HENCHMANNI).

Thomas Appleby.

GERANIUMS IN POTS,

- Princess Augusta* (2 specimens), Chas. X. (2 specimens), *Queen of Scots* (2 specimens), *Olympicum*.
1, 2, 3, 4 Samuel Currie.
Calvertii.—5 Martin Wice, Silcoats.

GERANIUM CUTTINGS.

- 1 J. Wilkinson.
2 Samuel Currie.

EXOTIC BOUQUET.

- 1 Thomas Appleby.

2 Martin Wice.

HARDY BOUQUET.

- 1 Alexander Morris, gardener to W. Leatham, Esq., Heath.
2 George Yanwith, gardener to G. Wentworth, Esq., Woolley Park.
3 William Barratt, Wakefield.

GHENT AZALEAS.

John Menzies.

FUSCHIA GLOBOSA.

Thomas Appleby.

PANZIES.

- Ten pots—Thomas Appleby.
CALCEOLARIAS (*cuttings*).
John Menzies.

CALCEOLARIAS (*plants*).

William Barratt.

SCARLET STOCK.

J. Wilkinson.

CACTUS JENKINSONIA.

W. Partridge, gardener to J. Ingham, Esq., Mirfield.

TULIPS.

Owing to the lateness of the season, the show of Tulips was very small, there being only three competitors, one of whom not conforming to the eighth rule of the society, which states that no person except he become a subscriber can receive prizes at the meetings of the society—was consequently excluded, although prizes would otherwise have been attributed to him. The other prizes were awarded as follows:—Thomas Appleby, 5 prizes; S. Poyton, Wakefield, 1 ditto.

In the Flower department, we noticed a Yellow Noisette Rose, by SAMUEL CURRIE.

The following Plants were exhibited by THOMAS APPLEBY:—*Erica vestita coccinea*, *odora rosea*, *perspicua nana*, *pregnaus*, *ventricosa superba*, *Thunbergia*, *mirabilis*, *eximia*, *cupressina*, *vestita rosea*, *mundola*, *Elichrysum superbum*, *Elichrysum sesamoides*, *Pimelea rosea*.

There were thirty species and varieties of *Calceolarias*; and also a Seedling, raised by J. MENZIES, which attracted much notice, and which Mr. Menzies requested the Society to name *Calceolaria Hadfieldiana*, as a mark of respect to Mr. HADFIELD, one of the Curators, for his impartial and zealous exertions since the commencement of the Society.

A new plant in flower, supposed to be a *Quisqualis*, was exhibited from the Nursery of WM. BARRATT, raised from seed brought from Brazil by Captain ANDERSON. Also *Anemone Hortensis flore pleno*, and 14 varieties of Ghent Azaleas, from the garden of C. RAWSON, Esq.

The collection of very rare *Geraniums*, from the gardens of A. HEYWOOD, Esq. attracted much attention.

We hear that there is every probability of Lord MILTON accepting the office of President of this Society, and that his Lordship will take the chair at the future meetings. The next meeting will take place on the 24th July; and the third meeting on the 18th of September.

CAMBRIDGE FLORISTS' SOCIETY.

On Friday last, the show of Tulips, Anemones, and Stocks took place at the Concert Room, Hoop Hotel. The heat of the weather rendered the flowers less perfect than they otherwise would have been. In the evening, the room was lighted up, and the Cambridge band added to the attractions of the show by the performance of several airs. The following is the decision of the judges:—

TULIPS.

Premium Prize for the best Tulip of any colour:
Triumph Royal, Mr. Twitchett.

- | | | |
|---|--|-----------------------------------|
| FEATHERED BIZARRES. | | 3 Charbonnier Noir, Mr Twitchett. |
| 1 Catafalque Superior, Mr Twitchett | | 4 Ditto ditto, Mr Nutter. |
| 2 Trafalgar, Ditto. | | 5 Cato, Mr Purchas. |
| 3 Duc de Savoie, Mr Purchas. | | 6 Castrom Daloris, Mr Peeling. |
| 4 Surpasse Catafalque, Mr Peeling. | | FLAMED BYBLOEMLN. |
| 5 Trafalgar, Mr Dickerson. | | 1 Roi de Siam, Mr Twitchett. |
| 6 Lord Cochrane, Mr Twitchett. | | 2 Aquapulcha, Ditto. |
| FEATHERED BYBLOEMEN. | | 3 Rubens, Ditto. |
| 1 Maitre Partonte, Mr Purchas. | | 4 Roi de Siam, Mr Purcas. |
| 2 Ambassadeur de Holland, Mr Twitchett. | | 5 Gloria Alborum, Mr Twitchett. |
| 3 Maitre Partonte, Mr Peeling. | | 6 Gloria Mundi, Ditto- |
| 4 Transparent Noir, Mr Twitchett. | | FLAMED ROSES. |
| 5 Maitre Partonte, Mr Dickerson. | | 1 Triomphe Royale, Mr Twitchett. |
| 6 Alexander Magnus, Mr Twitchett. | | 2 Matilda, Ditto. |
| FEATHERED ROSES. | | 3 Arbre de Dian, Ditto. |
| 1 Heroine, Mr Twitchett. | | 4 Triomphe Royale, Mr Peeling. |
| 2 Walworth, Ditto. | | 5 Thalestris, Mr Twitchett. |
| 3 Maria, Mr Peeling. | | 6 Andromache, Ditto. |
| 4 Walworth, Mr Nutter. | | ANEMONES. |
| 5 Heroine, Mr Dickerson. | | 1 Mr Stearn. |
| 6 Compte Vergennes, Mr Purchas. | | 2 Mr Sussum. |
| FLAMED BIZARRES. | | 3 Mr Stearn. |
| 1 Grandeur Superb, Mr Nutter. | | 4 Zoe, Rev. A. Fitch. |
| 2 San Josef, Mr Peeling. | | 5 Mr Stearn. |
| | | 6 Mr Catling. |

SCARLET STOCKS.

- 1 Mr F. Smith.
- 2 Mr Catling.
- 3 Mr Bailey.
- 4 Ditto.
- 5 Mr Catling.
- 6 Mr Creeke, jun.

WHITE STOCKS.

- 1 Mr Hall.
- 2 Mr Hatt.

3 Mr Catling.

4 Ditto.

PURPLE STOCKS.

1 Mr Catling.

BEST PLANT IN A POT.

1 Cactus Speciosus, Mr Catling, jun.

BOUQUETS.

1 Mr Green.

2 Mr Catling.

BRISTOL HORTICULTURAL AND BOTANICAL SOCIETY.

The second Exhibition of this Society, for the present season, was held on Tuesday, in the newly erected room at the top of Park-street, in the internal appearance of which we are glad to observe a considerable improvement has been effected. The day was most propitious, and the company so numerous that at one time it became difficult to pass through the room, or to gain more than a transient view of the many attractive objects with which it was supplied. Numerous subscribers liberally sent their contributions for the decoration of the stand, which we have never seen better filled than on this occasion. The receipts at the door, from visitors, amounted to a greater sum than has probably ever yet been derived from the same source, whilst the eagerness with which new subscribers enrolled their names, and others paid up their subscriptions, affords a strong assurance of the stability and future success of the Society. The exertions of Messrs. LEE and MAULE, the assistant secretaries, to ornament the room, deserve great praise: their plants were very numerous, and many of them extremely choice—among others a superb *Erica vestita coccinea* of Mr. MAULE's was conspicuous, to which may be added some fine *Azaleas* and *Rhododendrons*. Mr. LEE exhibited some beautiful *Heaths* and *Rhododendrons*. Mr. MILLER also liberally contributed to the splendid gratifications of the day, amongst which may be enumerated a very fine *Cactus speciosissimus*, bearing numerous blossoms; a superb Hybrid *Cactus*; a *Jenkinsoni*, we believe, loaded with flowers; a very fine *Erica vestita purpurea*; a beautiful *Nymphaea cœrulea*, which in the morning was in full bloom, though it closed its petals towards the middle of the day; several new and brilliant *Calceolarias*, one of which (*C. pendula*) attracted particular attention; three varieties of *Salpiglossis*; a beautiful purple *Petunia* (*P. phœnicea*); a fine *Cypripedium spectabile*; a box, containing specimens of beautiful single and double *Pæonies*; and several others. Besides the articles exhibited for competition, to which prizes were awarded as mentioned below, we noticed several rare and most beautiful plants, which were kindly sent by subscribers to decorate the room. A *Coccoloba pubescens*, belonging to Mr. HENRY RICKETTS, attracted much attention. Mr. Alderman DANIEL sent a remarkable plant of *Cereus phyllanthoides*, engrafted on a noble column of *C. hexagonus*. The Society is also indebted to Mr. ISAAC ELTON,

for some very fine lemon trees, laden with fruit; to Mr. JOHN HURLE, for a very fine plant of *Thunbergia alata*, in full blossom, trained, on a wire trellis, into a beautiful cone; Mr. J. W. HALL, a very fine *Bignonia capreolata*, in full blossom; Mr. DANIEL CAVE, a very fine *Cactus speciosissimus*; Mr. J. PRIDEAUX, a noble lemon tree, full of fruit; the Rev. Mr. ELLICOMBE, two large baskets of *White Rosa Banksiæ*, loaded with flowers, which cast forth a fragrant perfume; Mr. TAUNTON, a basket containing branches with their blossoms of above twenty species of hardy arborescent and frutescent plants, and about twenty species of roses in bloom, being all which had hitherto expanded in the open air. This Exhibition was productive of great enjoyment to a very numerous and fashionable assemblage, and the interest which they took in it is one of the best indications for the future progress of the Society. We are informed that the Committee are still studying every possible improvement for the better convenience of the subscribers and visitors. The following is a list of the prizes of flowers:—

- | | | |
|---|--|--|
| TULIPS.—FEATHERED BIZARRE. | | 3 <i>Hæmanthus undulata</i> , Rev. Dr. Swete. |
| 1 Mr Holbrook. | | 4 <i>Hæmanthus coccinus</i> , O. Fedden, Esq. |
| 2 Mr Holbrook. | | HARDY PLANTS. |
| 3 Mr Holbrook. | | 1 <i>Bignonia capreolata</i> , Mrs J. W. Hall. |
| FEATHERED ROSE. | | 2 <i>Pæonia moutan</i> , Rev. J. Whitfield. |
| 1 Mr Holbrook. | | HARDY PERENNIALS. |
| 2 Mr A. Jones. | | 1 <i>Iris susiana</i> , Rev. H. T. Ellicombe. |
| 3 Mr Holbrook. | | 2 <i>Saponaria ocyroides</i> , H. Myers, Esq. |
| STOVE PLANTS. | | 3 <i>Aquilegium var.</i> , Rev. H. T. Ellicombe. |
| 1 <i>Nerium coronarium</i> , Rev Dr. Swete. | | |
| 2 <i>Gloxinia speciosa</i> , John Hurle, Esq. | | |
| GREENHOUSE PLANTS. | | |
| 1 <i>Cactus speciosissimus</i> , Mrs Brooke. | | |
| 2 <i>Metrosideros citrina</i> , G. Bush, Esq. | | |

MONTHLY FLORICULTURAL CALENDAR FOR JULY.

ANNUALS, TENDER.—Those sown late, if now planted out, will bloom early in September. Hardy Annals, if now sown, will come into bloom the latter end of September.

AZALEAS, should now be propagated by cuttings of the young wood.—(See page 8.)

BIENNIALS, (Sweet Williams, &c.) seeds of which may still be sown; such as were sown early, and are strong plants, should be planted out.

CARNATIONS may now be layed, or raised from cuttings, cut immediately below the second or third joint, according to the condition of the grass, and planted under a hand-glass or frame.

DAHLIAS.—(See pages 3, 22, 66, 95.)

ERICA, cuttings of which may now be put in.—(See page 48.)

MIGNIONETTE, if now sown, flowers at the end of September.

PINKS should now be raised from cuttings, or pipings.

PELARGONIUMS propagate by cuttings.—(See page 88.)

RANUNCULUSES and ANEMONES, if now planted, will bloom about the middle of September. Those out of flower should be taken up.

ROSE TREES.—This is the best season for budding Roses of any kind, except the China Rose and its varieties.

VIOLETS should now be propagated by dividing the roots, or by cuttings, placed under hand-glasses.

THE
FLORICULTURAL CABINET,

AUGUST 1ST, 1833.

PART I.

ORIGINAL COMMUNICATIONS.

ARTICLE I.—*On the Cultivation of the Chinese Chrysanthemum.* By IRIS.

I beg to offer a few remarks on Mr. HAWORTH'S paper on the Chinese Chrysanthemum, inserted in your Number for May, more particularly on his improved method of cultivation. Mr. HAWORTH does not approve of the method usually adopted, but prefers that the plants should be annually parted, and transplanted at the foot of a south or west aspected wall. Now with respect to wall training, I have for many years practised it with very great success, and can testify, that where so valuable a commodity as a south or west aspected wall can be spared, this lovely plant will repay every care and answer every expectation; but to hope for entire success, particularly with many kinds which bloom late, it is necessary to vary the method recommended by him of planting the sucker at once against a wall. No plant is more apt "to quail before the sun" than this, and this flagging very much delays the growth of the young sucker; it is long making root, and frequently, without care, dies. The method I have adopted with suckers with complete success, not losing one out of a hundred, is to take them from the old plants early in April; pot them in 60's, one in each pot; put them in a cold frame exposed well to the sun, but

shaded with a mat, keeping them very damp, watering over the leaves, and shutting down the lights quite close. In a few days they strike fresh root; I then give them air by degrees, and in a few days more they are fit to be turned out of the pots, with the earth entire, where they are intended to remain. By this method, at least a fortnight is gained, and this slight forcing, so far from "irretrievably", or at all weakening them, decidedly helps them forward. I have raised cuttings in this way with equal success, scarcely a leaf has flagged.

Constant watering is essential to the well doing of the Chrysanthemum, more particularly when placed against a south or west aspected wall, and manured water should be often used; that of a mixture of soap-suds and horse-dung seem the best.

Autumn planting I entirely dislike, and except from necessity, should never be adopted; cuttings never do well, and suckers very seldom. As to training, if the object be to get tall plants, I have three stems; if they are wanted bushy, one stem is sufficient, the top of which should be pinched off about June, and the fan fashion of training is decidedly the best; many of the branches may be trained back and made to bloom down to the root, and the effect is very superior to the flowers only appearing at the extremities of the branches. Thinning the flower buds increases the size of the remaining flowers. A very good plan, where late flowers are required, is to leave three stems, train the centre one against the wall as above recommended, and shorten and peg down the other two, one on each side; the tops of the branches will raise themselves, and a profusion of bloom may be thus obtained; or if obliquely trained, the same result will follow, but the extremities in this case should not be nipped off.

The above method, with suckers and cuttings, I have found decidedly the best for plants in the open ground.

As to plants in pots, which are so very desirable for the Greenhouse, Mr. HAWORTH says not a word; perhaps it may be of use, to some of your readers, to state very briefly, a few very successful methods of growing them in pots.

In the beginning of April, take cuttings five inches long; plant them in thumbs or small 60's, one in each pot, in mould of about one-fourth sand, one-half loam, and one-fourth vegetable mould; treat them as above, and in June shift them into 48's in the same

soil, except that old frame dung may be substituted for the vegetable mould. At the latter end of June, nip off the top of the leading shoot; in August, shift into 32's, with the same compost as last-mentioned; place in the sun, and water in hot weather over the leaves with clear water, and the pots occasionally with manured water and soap-suds diluted. Moss placed over the surface of the mould, prevents too great evaporation. If a gentle hot bed be handy, it will be preferable to give the cuttings the advantage, and the plant loses no time in striking. The shifting is of very great utility in forwarding their growth.

Fine plants may be obtained by layering about the latter end of June. The extremities of the shoots at about the third or fourth joint, are to be pegged down in pots placed at proper distances; in four or five weeks they will be found to have rooted, and may be shifted at once into pots to bloom; a shady place is perhaps the best adapted for this *manipulation*. By these latter methods, handsome plants from one to three feet high may be obtained. If very dwarf plants should be required, they may be obtained from cuttings struck even as late as the beginning of August, on a gentle bottom heat, well shaded and watered. They will root in a short time, and should then be hardened by degrees, and shifted into 48's to bloom; the sizes of the plants in their natural state, as given by Mr. HAWORTH, will be a guide as to the height wished for.

A superb effect is produced with these delightful flowers by placing, in October, the pots on their sides about a foot apart in a bed, (a ranunculus bed is well adapted,) and covering the pots with earth. They should be placed in rows, the second row being placed about a foot behind the first, and so on in succession; the stems should be pegged down; in a few days the flower stems will turn up, and if the colours be well blended, nothing can exceed the richness of this display. To keep the bloom in perfection, some protection, by means of an awning from rain and frost, is necessary; and, if this be adopted, the prolongation of their bloom will be greatly increased. Such is the kindliness and good nature of this plant that it will yield to any mode of culture, and among a variety, of course, the one best adapted to the wishes and means of the florist will be followed. The above, however, can be recommended as the result of successful experience.

In conclusion, I would observe, that plants should not be allowed to remain more than two years in one place, without being taken up and the earth removed, and fresh rich earth supplied in its place. For the plants in pots, top-dressing is very beneficial.

June 1, 1833.

IRIS.

ARTICLE II.—*On Raising the Ranunculus from Seed.*

By Mr. J. MILES.

As you express a desire to know my method of raising the Ranunculus from seed, I feel a pleasure in giving you the desired information; but at the same time, if any of your correspondents know a better mode of raising them, I shall be highly gratified to see it in your interesting *Floricultural Cabinet*.

Having collected a quantity of seed from the best semi-double flowers, taking care the petals are large and good in colour, I keep it on the heads of the stalks in a dry place till April, when I rub it off in order to sow it, having previously prepared a compost of the richest loam, composed of one-third rotten dung from a cucumber bed, and two-thirds of trenching earth from rich meadow land. I fill the largest pots I have up to the top, taking care to level the soil; I then take the seed and sow it, but should it not appear to be equally sown, I take a feather and just move it so as it be equally spread all over the pot, and with the bottom of another pot press the seed and earth about half an inch from the top; as soon as this is done, I cover it by sifting some fine earth upon it, about the thickness of a crown piece; I then give it a gentle watering by means of a hair sieve, or one made from coarse stiff muslin, strained on a hoop sufficiently large to cover the surface of the pot, and prevent the earth being washed from the seeds. This method appears to me quite as well as pipes luted to the pots, (as described in your number for March,) and at considerable less trouble and expense. The pots are then placed in a situation where the sun cannot have the least influence by shining upon them; in about four or five weeks the plants appear, and at that time I find it necessary to keep them well watered, and when the weather proves dry in the following month (May), they are watered every day. I have at this time several thousand

seedlings by me in the garden, and had they been exposed to the intense heat of the sun and not watered, I should have lost them to a plant. In the month of August, the foliage will begin to decay, and when sufficiently ripe, the roots must be taken up, which can be easily done in the following manner:—Take about one inch and a half off the surface of the pots, and place it on a table, where you can easily discover the roots, (some of which have only one claw, and not larger than a common sewing needle); they are to be put into a box covered with fine sand, and kept in a dry place till the time of planting; say the latter end of January, or beginning of February. The first fine open weather, I plant my seedlings, similar to the old roots, with this difference:—the planting board I make use of is only three inches from the centre of one hole to the other; after the holes are made, I put one root in a hole with crown uppermost, and cover with some of the same compost that I use when I sow the seed; after they are come up, should the weather prove dry, they are watered every day, or else they will not bloom. I select the finest for my best bed, and the remaining semi-doubles whose petals are good, finely striped, spotted, or edged, I save my seed from.—Your's, &c.

Hilperton, June 11, 1833.

JAMES MILES.

ARTICLE III.—*On the Culture and Propagation of the Genus Nuttallia, viz. digitata, pédata, and grandiflora.* By Mr. J. MENZIES.

I am not aware of any opinion having been given on the culture and propagation of the above beautiful plants, which if you think worthy of a place in the *Floricultural Cabinet*, they are freely given.

The Nuttallias are natives of North America, and from their scanty production of shoots and the uncertainty of raising them from seeds, hitherto are scarcely to be seen amongst collections of ornamental plants.

The plants in March being turned out of pots on a bed, the soil of which is a mixture of peat, loam, and vegetable soil, they will grow to the height of four feet; after flowering, which will

be about the middle of October, they are cut down, one or two being taken up as is necessary; some should be in pots during winter, kept either in a cold frame or Greenhouse. Before potted, the largest roots I break off, leaving sufficient to support the plants; the roots then are potted in proportionable sized pots. In potting them, the broken end should stand a quarter of an inch above the soil, and then be placed in the Greenhouse, taking care that they do not get much water, as the soil in the pots will be sufficient to keep the roots in a wholesome state during winter. In the first or second week in March, on an examination of the roots, it will be perceived that from 8 to 12 growing buds are showing round the inside of the bark, I then give them a little water; when the buds grow to the size of a pea, I turn them out of pots, and with a sharp knife, commencing at the bud end, I split the root through, and so on, leaving a bud on each part so cut. In potting them, care should be taken that the new roots are not injured, as the future success of the plants depends on them. After potting them, I give them a little water and place them in a shaded part of the stove, where, in the course of a week or ten days, they are removed to the Greenhouse, when they are treated as before. I have had a small root of *N. digitata* this Spring divided to eight fine plants, some of which are coming into flower.

The *Nuttallias* treated as Greenhouse plants will have a fine appearance at this time, with *Sapiglossises*, *Calceolarias*, *Ericas*, and *Alstroemerias*, &c.—

Hope House, near Halifax, }
June 13, 1833. }

JOHN MENZIES.

ARTICLE IV.—*On Raising Ranunculuses from Seeds.*

By H. G. S.

Should you think the following worthy a place in your *Florist's Magazine*, I should feel much obliged by your inserting it in an early number.

Ranunculus seed is to be procured from semi-double flowers; care should therefore be taken to save it from such as are possessed of good properties, viz., such as have tall strong stems, a

considerable number of large well-formed petals, and rich good colours, chiefly preferring the darker, but not to the exclusion of the lighter coloured when their properties answer the foregoing description. The seed should remain on the plant till it has lost its verdure, and becomes brown and dry; it may then be cut off and be spread upon paper, in a dry room, exposed to the sun, that every degree of humidity may be exhaled from it, in which state it should be put into a bag, and preserved in a dry warm room till the time of sowing, otherwise it will be in danger of contracting a dampness, which will soon produce a mouldiness that will infallibly destroy it.

January is the proper time to sow the seed, and in order to prepare it, it must be separated from the stalks to which it is connected in the following manner, viz. :—In the first place it should be taken out of the bag and spread thin upon paper, or a tea-tray, &c. and placed before a moderate fire till it is just warm and no more; the seed will then easily scrape off by means of a penknife, but great care must be taken to avoid scraping it off in lumps, or suffering any pieces of the stalk, dried petals of the flower, or other extraneous matter to be mixed with it, which would create a mouldiness when sown of very destructive consequence. When the seed is scraped in a proper manner, it will have much the appearance of clean coarse bran, with a little brown or purple speck in the centre of each cuticle, which is the kernel.

When the seed is thus prepared, it should be sown on a shallow frame, provided with glasses similar to those made use of for cucumbers and melons; the soil should have been previously taken out, three feet deep, and spread thin upon the ground till it has been perfectly frozen throughout, in order to destroy any vermin it may have contained. When the pit is filled up again with the frozen lumps of earth, it should remain till the whole mass has thawed and subsided to its pristine bulk, or nearly so; its surface should then be made perfectly smooth and even, and the seed sown upon it with the utmost regularity, in such quantity as nearly to cover it; the glasses should be placed over it immediately, and the frame kept closely covered with them for two or three days, till the seed begins to swell and soften; a little light earth should then be sifted upon it through a fine sieve, but not sufficient to cover it,—this should be repeated once or twice a

week, till the greater part of the seed disappears. It is proper to remark, that such seeds as happen to be covered deeper than the thickness of a half-crown piece will never vegetate, and must, of course, inevitably perish. It is necessary that the seed be kept moderately moist by gentle watering with soft water that has been exposed to the sun, but too much moisture is nevertheless injurious.

About the time that the plants begin to appear, it is requisite to stir the surface of the earth with a pin just sufficient to admit air, and give liberty to the young plants to pass easily through; this operation should be very carefully performed to prevent breaking off the fibres, or raising and leaving any of the plants out of the earth, because one hour's sun upon such would certainly destroy them. After the plants are all up, and their two interior leaves appear, more air must be given, by having hurdles or lattice-work substituted for the glasses; waterings must be regularly continued in the manner before described, when the long continuance of dry weather renders it necessary; but fine warm showers of rain are always preferable when they happen in due time.

This kind of management is to be continued till the roots are matured and fit to take up, which is known by the foliage becoming brown, dry, and nearly consumed. The roots are to be dried and preserved in the usual way, and to be planted the same time as large ones in the Autumn; the greater part, or such as have two or more claws, will bloom in tolerable perfection the following summer.—Your's, &c.

H. G. S.

ARTICLE V.—*On the Treatment of the Crassula coccinea, and Crassula versicolor.* By G. HARRISON.

Exotics vary in some respects in their culture as much as one genus does from another, and even the species belonging the same genus often require very different treatment in order to their success; such being the case, every florist will be solicitous to ascertain the best method of bringing plants to perfection. I have repeatedly heard Ladies and Gentlemen express their greatest satisfaction in perusing over the pages of the *Florist's Magazine*, and that

the same have been a stimulus to their purchasing many plants. I frequently find both Ladies and Gentlemen particularly attached to Floriculture, and who have not the means of employing a practical gardener, have many plants perishing for want of proper treatment; this is certainly a great damp upon their future success, but this disappointment will in a great measure be obviated through the usefulness of the *Florist's Magazine*. Being a great admirer of the *Crassula coccinea* and *Crassula versicolor*, and often meeting with plants totally destitute of bloom, induces me to send this paper for your insertion, which I hope will prove of some benefit to those persons who are growers of these plants.

In propagating these plants, I take off cuttings in March. I find it very essential to dry them a little previous to planting, as being succulent they are apt to damp off; each is cut off close under a joint, and about five inches in length. The pots I use are 32's; I place at the bottom of each pot about two inches deep of potsherd, broken small; upon these one inch deep of mould, then two inches of white sand, in which the cuttings are inserted; six or eight may be planted in one pot; the pot is filled up with mould, which is pressed close round each cutting. The pots are plunged into a hot-bed frame at from 70 to 80, which soon causes the cuttings to strike root; I give no water until the cuttings begin to grow, when a little is given with caution. As soon as they have got well rooted, I pot them off into 48 sized pots, one in each pot. The compost I use is of equal quantity of rich loam and peat earth, with one-sixth part added of lime rubbish, broken fine. I have repeatedly used various other composts, but always found the plants to succeed the best in the above. I replunge the pots into the frame, and admit at all times as much air and water as the season will admit of. Should any of the cuttings not throw out more than one shoot, the end is pinched off, which will cause the emission of a number of shoots for blooming the following year. The plants are kept in a humid temperature until October, when a little water and heat will be required until March following, when as many plants as are intended to bloom early are plunged into a brisk heat, either in a hot-bed frame or pine pit, which soon causes the production of a number of corymbs of blooms; as soon as these appear, the plants are re-potted into 32 sized pots, with their balls as entire as possible;

I give a little water, and re-plunge them into the bed; when the blossoms are beginning to expand, the plants are removed into the Greenhouse, and by being kept from the hot scorching sun, they keep in bloom for several weeks. By removing a quantity of plants every three or four weeks from the cool frame into the hot-bed or pine pit, I have been enabled to have fine blooming plants from May to October following. Those plants which have flowered in March following, may be turned out of their pots, and the balls partly reduced, when they may be re-potted and managed in every respect as before stated for blooming plants. Plants raised from cuttings when from one to three years old, are by far the best for blooming, and are far preferable to old plants being cut down. I have for several years flowered from one to two hundred of these plants every season, specimens of which have been exhibited at different Floricultural meetings. In June, 1831, I turned out 36 large plants into a bed in the flower garden, which was one complete mass of bloom for several weeks.

Downham, June 6, 1833.

GEORGE HARRISON.

ARTICLE VI.—*On the Cultivation of the Gentiana acaulis, or Gentianella.* By MR. J. C. HALL, JUN. of Wiseton.

In your number of last June appears a query by a CONSTANT READER," requesting to be informed how to cultivate the Gentianella. As I have cultivated it with very great success, and as we have not a flower bed scarcely in our garden that has not a border of them, I think it will not be presumptuous on my part to lay before you the method I adopt in their cultivation, and if you deem my remarks worthy of a place in your *Floricultural Cabinet*, you would much oblige me by inserting them in your next number. Having obtained a root of the Gentianella, I divide it into as many plants as I can, (this I do in Autumn,) and plant them round our flower beds so as to form a border. When those plants get larger, I divide them again. They flourish with us in almost any soil, but prefer peat. I divide the roots at all seasons, (perhaps Autumn is the best,) and find that they require not the least

attention, except a little water when first planted. By this treatment the *Gentianella* flowers with us in great perfection; and if your correspondent adopts this method, I have no doubt but he will get it to bloom in profusion.

Wiseton, June 4th, 1833.

J. C. HALL, Jun.

ARTICLE VII.—*On the Cultivation of the Polyanthus.*

By Mr. WM. JACKSON, Florist.

The readers of the *Cabinet* will, with very little observation, justify my remark when I state that no plant delights more in a FREE and PURE AIR than the Polyanthus; from which circumstance it is very rarely found to flourish near large towns, excepting those towns that are situated in elevated places. The air near large towns is generally very impure and opposed to vegetable life, and from the fact of particles of dust and soot falling upon the stems and foliage of the plants, the pores are closed up by it, and the plants are then prevented either absorbing or respiring in the way they require; the result is, they frequently die, and even such as live only produce few and feeble blossoms. I observe in the *Cabinet*, page 42, in your instructions relative to the treatment of plants growing near large towns, or by the side of public roads, you recommend a frequent application of water over the foliage, &c. I have no doubt but such attention will amply repay for the trouble with most plants, but the Polyanthus would not endure a frequent application of water at any stage of its growth; but after having done blooming, it requires rest, and the application of water sufficient to wash off the dust and soot would very soon rot the plants. The Polyanthus is very often killed in the drought of summer; it is therefore necessary to have them screened from the scorching sun; like the wild Primrose, which delights in the shady bank of a wood or hedge, so the Polyanthus requires to be accommodated. This may most readily be done, whether in pots or the open ground. In planting the Polyanthus, care should be taken to have the plant inserted in the soil so deep that the leaves are close upon it; this is required, in order that the new roots, which are often produced very high up the stem of the plant, may be able to strike into soil

The finest sorts of Polyanthus—such as are named at the end of this article—should always be grown in pots, and the pots be plunged in a frame made according to the description given below. Many other kinds, as Cox's Regent, Fletcher's Defiance, and Tanterarara, which are of a luxuriant habit, will thrive well in the open border.

The soil in which I find the Polyanthus to flower the best is a strong fresh loam, with one-sixth of well-rotted cow's dung, and a small portion of sand or gravel intermixed, and about one-fourth of leaf mould.

The season of potting or replanting is after the plants have done blooming, and the seed is nearly perfected. This is generally the case about the end of May. In doing this, be careful to have the pots well drained, and for beds to have them raised higher than the surrounding ground. With old plants be careful to cut off the bottom carrot-like part of the stumpy root, retaining that part only that has plenty of young fibres. In dividing the plants, care should be taken not to take any offsets but such as are strong, and likely to be vigorous flowering plants; when the offsets are small, they generally die before the end of summer. After potting, water the plants freely, in order to settle the soil well to the roots. The plants must then be placed in a shady situation, but at the same time where they can have a free admission of air. They must not be watered again until the plants give signs of having struck root.

About the end of October, the plants in pots must be dressed, and placed in a pit or frame, if of wood; the outside of it must be protected by coal ashes, earth, or something of the sort. The pots must be placed on bricks, so that air can freely circulate round the plants, and be raised to about a foot from the glass. It is advisable to plunge the pots up to the rims in coal ashes at the bottom of the frame or pit, in order to prevent slugs for creeping, and preserve the roots. All the air that can be given should be admitted, so that the plants are not injured by wet, as frost rarely damages them. They must be kept moderately dry during November, December, January, and February; at the end of the latter month, they will begin to push a little, when more water may be applied. The plants I have in the open ground, I place a brick fence round them, and cover by a wooden shutter during

the winter season, and sprinkle coal ashes or lime scraps round the outside of the bed.

About the first week in March, I top-dress the plants by taking away an inch of the surface soil and substituting some rich compost. As soon as I can, I thin out the flower pips so as to leave about six outside ones. By the end of April the plants are in full flower. I then shade them from the sun to preserve the colours uninjured. When the flowering season is over, I remove the plants in pots to a suitable airy, shaded, situation in the garden. When the plants are infested with green fly, I sprinkle diluted tobacco water over them. If seed be desired, I gather it when ripe, sow the following spring and raise them in hot bed frame. As soon as the plants are up, I gradually harden them, till they are strong enough to transplant into single pots, or into the beds. When they bloom, all pin eyes I cast away, retaining only those that have fine yellow or golden edge, and strong ground colours. The finest sorts yet cultivated are Waterhouse's George 4th, Buck's George 4th, Haworth's William 4th, Stead's Telegraph, Cox's Regent, Nicholson's Bang Europe, Hufton's Lord Brougham, Hufton's Lord John Russell, Hufton's Lord Grey, Billing's Queen, Parke's Nelson, Turner's Emperor, Crownshaw's Invincible, Billington's Beauty of Over, and Fletcher's Defiance.

W. JACKSON.

PART II.

EXTRACTS.

Botanical Magazine. By Mr. CURTIS and Dr. HOOKER. Price 3s. 6d. coloured.

1. *Limnocharis Humboldtii*, Humboldt's, class Polyandria, order Polygynia. Nat. order, Butomeæ. Seeds of this plant were sent from Buenos Ayres to the Botanic Garden at Liverpool, where plants were successfully treated in the aquarium by Messrs. SHEPHERDS, and the delicate handsome flowers burst forth in April, 1833. It grows near Buenos Ayres in pools, or ditches of fresh water. Flowers: Corolla of three large handsome concave, obovate, spreading petals, of a delicate primrose colour, faintly striated, rather a deep yellow at the base. Culture: increased by suckers, and planted in moist soil,

the plant to be kept in water. *Limncharis*, from Limon, mud, and charis, grace, or ornament. Its beautiful flowers adorn moist muddy places.

2. *Oxylobium ellipticum*, Elliptic leaved, Decandria Monogynia. Leguminosæ. It appears from the Hortus Kewensis, that this plant was introduced from Van Diemen's Land, by Mr. BROWN, in 1805, but it seems afterwards lost. Seeds, however, were received at the Edinburgh Botanic Garden from Van Diemen's Land, through W. HENDERSON, Esq. in February, 1829, marked Prussian shrub. The plant has been treated in the Greenhouse in the usual way of New Holland shrubs, and in April last, when above three feet high, it flowered for the first time, every subdivision of its numerous branches bearing upon its apex a crowded bunch of flowers. They are of a fine yellow colour, and in terminal capitate spikes. The profusion of flowers with which it is covered, and the continued succession of these during a long while, renders it a very desirable species for cultivation, Graham. Culture: increased by cuttings; soil, sandy peat. *Oxylobium* from Oxys, sharp; lobos, pod; pointed pods.

3. *Trillium erectum*, var. *viridiflorum*; upright stalked; pale green flowered, variety. Hexandria Trigynia, Smilacæ. Plants of this variety were received at the Glasgow Botanic Garden from Canada, sent by Mr. CLEGHORN, and they flowered under a frame in the month of April, 1833. Culture; increased by division of root; soil, sandy peat. *Trillium*, from Trilix, tissue of three threads; triple-leaved calyx.

4. *Leucopogon Richei*. Riche's *Leucopogon*. (*Styphelia parviflora*, Andrews's Repository, t. 287, mala; *Leucopogon parviflorus*, Lindley, in Bot. Register, t. 1560.) See page 14 of this work for description, &c.

"We gather from M. LABILLARDIERE, (the Botanist of the expedition,) that on the morning of the 16th of December, 1792, a boat having been sent from L'Esperance to the main shore, for the purposes of Astronomical observation, Citizen RICHE (attached as Naturalist to that vessel) accompanied the party.

"Quitting the beach on which he had landed, (some miles westward of Cape le Grand, in long. 121½° E.) and with the design of returning early in the afternoon to the boat, 'that Naturalist,' says LABILLARDIERE, 'became enraptured with the riches and novelty of all the productions of that region, which no observer had hitherto visited,' and, quickly losing his way, he wandered to some distance inland, over a desert country, occasionally presenting plains of calcareous sand; nor was he able to find his way back to the landing place until the third day! so that the distress which his absence had occasioned on board the ships was extreme. A boat was despatched on the second day from each vessel in quest of the lost Naturalist, and the admiral ordered guns to be fired every half hour, to enable M. RICHE, if still alive, to direct his steps with the greater certainty towards the anchoring-place: M. LABILLARDIERE himself was of the party.

"The parties traced his course over the sterile waste he had traversed, to the edge of a large lake, which they concluded had a communication with the sea, as its waters were salt. The print of his shoes, observed on the margin of this considerable water, furnished encouragement to proceed in their search, but the marks of naked feet which appeared near his, gave grounds for apprehending that he had been dragged by the savages into the interior country. Moreover, one of his pistols and his handkerchief were found on the sands; and these strengthened in their minds, their apprehension of his fate. Further on, the little smoke that arose from a deserted fire directed their steps to the spot, and near it they found bits of paper on which they recognized the hand-writing of the unfortunate man. Around them, the dismal waste extended far and wide, but no further trace of M. RICHE was to be found; when as they were returning towards the landing place, lamenting the fate of their unfortunate messmate, and had nearly reached the shore in a hopeless state of mind, they beheld one of the boatmen running to meet them, with the pleasing intelligence that RICHE was still alive, and that he had just arrived at the landing place, extenuated with hunger and fatigue, having

been upwards of fifty-four hours on shore, with no other provision than some bits of biscuit. When he had recovered from the state of stupor into which he had been thrown by so long a privation of nourishment, he told his companions that he had lost himself on the first day; but that near the fire which he had found burning, there was a little rill of fresh water, at which he had quenched his thirst, and urged by hunger, he had ranged about in the neighbourhood, and in the thickets had discovered a shrub which furnished him with some small fruit, but in a quantity insufficient for the supply of his necessities. To that shrub, the plant we have here defined and figured, M. LABILLARDIERE, who originally described it, attached the name of the recovered Naturalist, as much out of compliment to him, as with a view to perpetuate the remembrance of the circumstances under which it had been discovered.

"At the little spring of water,—a rare discovery in the midst of an arid waste,—he passed the first night, and the next day was wholly spent in a fruitless attempt to gain the landing-place. 'In all this painful peregrination,' says LABILLARDIERE, 'M. RICHE did not meet with a drop of water, although he saw in those wilds, at some distance from him, Emus, Kangaroos, and even some of the aboriginal inhabitants, who, however, fled before him as he advanced:—but chance (rather, a kind Providence) happily conducted him in the evening to the same little rill, where he spent a second night.' Notwithstanding the distress to which his situation had reduced him, exposed as he was to all the horrors of famine, M. RICHE carried during these two days 'a numerous collection of very interesting productions' of the country he had traversed; 'but during the third day, his strength sunk so rapidly,' before he reached the boats, that 'he was obliged to abandon the whole collection, not being able to reserve even the most precious articles.'

"This first landing on the inhospitable shores of Nuyt's Land by the French, was not, however, wholly lost to science; for M. LABILLARDIERE, amidst his anxiety to urge the prosecution of the search for his lost countryman, did not fail to make some observation on the few birds that inhabit the shores, nor to form some little collection of the fine plants which, notwithstanding the aridity of the soil, were nevertheless able to maintain an existence. Thus, among other plants, with which that painful excursion first made us acquainted, may be enumerated, besides our *Leucopogon*, *Banksia repens* and *nivea*; *Chorizema ilicifolia*; *Eucalyptus cornuta* and *Anigozanthus rufa*. The last notice we find of M. RICHE, after his return to France, is from LABILLARDIERE himself, namely, 'that he fell a victim to his love for science, having made, when already in a very advanced stage of consumption, a long and fatiguing journey, in which he consulted his scientific zeal more than the state of his health.'

"Mr. BROWN has substantially perpetuated his memory, by giving his name to a very singular plant likewise of this Order, growing abundantly on the summit and sides of Mount Wellington,* near Hobart Town, Van Diemen's Land, which would therefore be almost hardy in our gardens, to which, however, it remains yet to be introduced."

5. *Primula amena*. Purple Caucasian Primrose. Pentandria Monogynia. Primulacæ. This most desirable addition to the cultivated species of a universally admired genus, was obtained by Mr. NEILL, from Mr. GOLDIE, who brought it from St. Petersburg. It flowered beautifully in the cold frame at Canon Mills, Edinburgh, in April, 1833, producing an umbel of eighteen perfect flowers. Flowers: Corolla very handsome, purplish-lilac in bud, or when recently expanded; more blue after a few days; tube purple on the outside, yellow within. Culture: increased by division of the plant; soil, sandy loam. *Primula*, from *Primus* the first; time of flowering.

6. *Epacris nivalis*, snowy Epacris. Pentandria Monogynia. Epacridæ. This exceedingly beautiful species was introduced into the garden of Messrs.

* This remarkable mountain is about the same elevation above the level of the ocean, as Ben Nevis in Scotland, and its summit is covered with snow during the winter months. A C.

Loddiges's, by H. M. DYER, Esq. in 1829. It forms a large bush, and produces a vast profusion of fine blossoms from April to the end of Summer.—The plant is a most attractive ornament to the Greenhouse. Flowers: Calyx coloured, ciliated, Corolla, white, glabrous; tube campanulate, five sided, 1½ inches long; limb of five reflected, cordato-ovate segments. Culture: increased by cuttings. Epacris, from Epi, upon; akros, the top; habitation.

7. *Pultenea subumbellata*, Decandria Monogynia. Leguminosæ. Seeds of this highly ornamental Greenhouse plant was sent from Van Diemen's Land, by Dr. SCOTT, to the Glasgow Botanic Garden, plants of which blossomed in April, 1833. The flowers are very bright coloured, collected into a somewhat umbellate head, and standing out horizontally, so that on looking down upon the flowers you see nothing but the standards. Vexillum of a bright orange, with a pale oblong spot on the back at the base, surrounded with a deep purple black ring. Alæ, yellow, with a red line. Culture: increased by cuttings. Pulteneæ, from W. PULTENEY, M.D. a Botanical author.

Botanical Register. By J. LINDLEY, Esq. Price 4s. coloured.

1. *Lupinus rivularis*, River Lupine. Class, Diadelphia Decandria. Nat. order, Leguminosæ. Inss. Papilionaceæ, D. C. A native of California, whence seeds have been recently sent to the London Horticultural Society. It forms a handsome hardy perennial, flowering in great profusion from May to September. Mr. LINDLEY states, in some respects this is even a better species for gardens than *L. polyphyllus*; for if less stately, it is more gay in its appearance, and a longer flowerer. The diversity of colours in its petals, no doubt, contributes very much to this effect, which is increased by its loose, but not straggling, mode of growth. Flowers: Vexillum white, suffused with pale rose, the lower part spotted with blue, Ala, violet blue, carina, white with the point of a dark purple. Lupinus, from see page 92.

2. *Cactus speciosissimus*, var. *lateritius*. Brick-red hybrid Cactus. Ico-sandria Monogynia, Cactææ. This most splendid variety was raised by Mr. PRESSLEY, gardener to Walter Boyd, Esq. of Plaistow, in Essex. It approaches *C. Jenkinsonia* in many respects, but has paler and more brick-red petals. It was exhibited at a meeting of the London Horticultural Society on the first day of March, 1832, and was much admired. It merits a place in every collection of Stove plants. At a late meeting of the Horticultural Society, Mr. SHAW, the gardener to Sir Edmund Antrobus, exhibited individuals of *Cactus's*, each of which was literally covered with blossoms; as many as between two and three hundred being found upon a single plant. By judicious management, Mr. SNOW observes, a succession of such specimens may with ease be procured every month in the year. Culture: increased by slips, cuttings, and seeds. Soil: a considerable proportion of leaf mould, mixed with sand and loam; in this, the plant will flourish very freely. Cactus, see page 35.

3. *Aster cordifolius*, heart-leaved. Syngenesia Polygamia Superflua. Compositæ. A species common in gardens. It is often confounded with *Aster paniculatus*, from which it is distinguishable by the leaves being much more cordate, and by the flowers being about one-third less; also by its flowering branches having scarcely any true leaves upon them. Flowers: light purple. It blooms in September, grows two or three feet high. Culture: increased by division of roots. Soil: a common garden soil. Aster, from aster, a star; resemblance in flowers.

4. *Calandrinia speciosa*, shewy. Polyandria Monogynia. Portulacææ.—This handsome hardy annual has been recently sent from Northern California, by Mr. DOUGLAS. Of all the Purslane tribe, this is unquestionably the handsomest. On a hot dry bank or bed, when the sun is shining full upon it, with all its rich crimson blossoms fully expanded, and reposing upon the soft velvety bed of its succulent leaves, it is a most beautiful object. Culture: this beautiful hardy annual produces abundance of seeds, and is readily raised.

Soil: it delights in dry and exposed situations, and flourishes most in scorching weather; but it should have a rich soil, when it will form a patch a foot in diameter. It makes a beautiful rock plant. Flowers in May and June, if sown early, or in September or October if sown later. Calandrinia, from J. L. CALANDRIA, a Genevese Botanist.

5. *Loasa Plácci*. Mr. PLACE's Loasa, Polyadelphia Polyandria, or Polyadelphia Monogynia. Loasæ. It was received some years back into the London Horticultural Society Garden, but lost. It was recently raised in Mr. KNIGHT'S Nursery, from seeds sent by Mr. CUMING. If it were not for the unpleasant stings, this would be a valuable hardy annual; extremely unpleasant accidents have arisen from Ladies being stung incautiously with it.—Flowers: yellow, slightly tinged with red; in bloom from June to September. Culture: easily propagated by seeds. It is quite hardy during summer, but should be raised on a hot bed, and planted out afterwards.

The British Flower Garden. By Mr. R. SWEET. Monthly, price 3s. 6d. coloured.

1. *Schizanthus pinnatus*, var. *humilis*. Dwarf Schizanthus, for description, see page 14 of our Magazine. Mr. DON adds that young plants raised in the Autumn, and protected in a pit or frame throughout the winter, and planted out in the open border about the end of April, or beginning of May, will be found to succeed best. [We have taken off-cuttings, or slips, at the end of September, struck them in heat and preserved in a Greenhouse,—such make splendid plants the following year. CONDUCTOR.]

2. *Orobus aurantius*, Orange-flowered Bitter vetch. Diadelphia Decandria. Leguminosæ. This plant is a native of the western regions of Caucasus, where it was discovered by M. STEVER. It is essentially distinguished from the *Orobus croceus*, of Desfontaines by its smooth leaves, attenuated at both ends, and by the very unequal teeth of its calyx. It has also deeper yellow flowers than *Orobus luteus*. Messrs. WHITLEY, BRAMES, and MILNE, Nurserymen, Fulham, possess plants of *Orobus aurantius*. The plant is perennial hardy, requires a loamy soil, and may be increased both by parting the roots and by seeds. *Orobus*, from ora, to excite, and Bous, an ox, alluding to its beneficial effects upon oxen.

1. *Calceolaria purpurea*, var. *elegans*. Elegant purple Slipperwort. This very fine variety of Slipperwort was raised by Mr. WHEELER, Nurseryman, Warminster, Wiltshire, from Chilian seeds, received from Mr. CUMING. The plant produces a profusion of flowers, the large spreading panicle, with its profusion of blossoms of various shades of purple, contrasted with the dark green leaves and glossy stem, give a very striking effect. The corolla is generally of a lilac purple, with a very short white tube. The plant is perennial, and does best planted out in the open border during the summer months. Increased by offsets, slips, or seeds. *Calceolaria*, from see pag. 60.

4. *Trifolium uniflorum*, single flowered Trefoil. Diadelphia Decandria. Leguminosæ. This elegant little Trefoil is not unlike our native *T. subterraneum*, but is altogether a plant of larger dimensions, and is moreover a perennial. The name *uniflorum* appears not of the best signification, as the flowers are mostly in threes. The plant is quite hardy, and admirably suited for a Rockwork, where its numerous large blossoms, issuing from the bosom of its bright green leaves, make a showy appearance in May. The flowers, wings, pale yellow; Vexillum, lilac. The plant thrives best in a light sandy soil, and is increased by parting the roots. It is grown in the Botanic Garden Chelsea. *Trifolium*, from tres, three; and folium, a leaf.

The July number completes the second volume of this very valuable and useful publication. We hope there will be a considerable accession of purchasers to the third volume.

The Botanic Garden. Monthly, 1s. 6d. large; 1s. small, coloured. Edited by Mr. B. MAUND.

1. *Spiræa bella*, pretty spiræa. Icosandria, Pentagynia. Rosaceæ. A native of Nepal; shrub, introduced in 1818; height, three feet; flowers in June and July. This is a very elegant shrub; its general habit is not much unlike that of the Raspberry, producing long succulent bottom shoots annually. It requires thinning and pruning same as the Raspberry; the flowers are produced upon the side shoots similar to it. Spiræa, from the Greek Speira, signifying a cord, flexile branches; bella, from the Latin, pretty.

2. *Periploca græca*, Grecian periploca; Pentandria Digynia. Asclepiadææ. A native of Syria; deciduous climbing shrub, cultivated in 1597; height, 20 feet; flowers in July and August; colour, brown. It may be propagated by layers, or very readily by cuttings, planted in March. Periploca is derived from the Greek Periploke, signifying an intertwining; habit of the plant.— Its specific name marks its native country.

3. *Aster sibiricus*, Siberian aster; Syngenesia, Superflua. Compositæ. A native of Siberia; hardy perennial, introduced in 1768; height, two feet; flowers in July and August; colour, pale blue. The Aster sibiricus is a valuable species, of low growth, and larger flowers than most others. It may be transplanted at any season; requiring, of course, additional care if removed in summer. Aster, from the Greek Aster, signifying a star; resemblance in flowers. Sibiricus is applied to indicate the native country.

4. *Narcissus interjectus*, great curled-cupped narcissus. Hexandria, Monogynia. Amaryllidææ. A native of S. Europe; perennial; introduced in 1810; it blooms abundantly in April; colour, yellow. The Narcissus interjectus may be planted in any common soil. A cool situation should be preferred.

Loddiges's Botanical Cabinet, 5s. ten plates coloured; 2s. 6d. partly coloured. Edited by Messrs. LODDIGES'S.

1. *Berberis buxifolia*, box-leaved, Hexandria Monogynia. This plant is a native of the Straits of Magellan and other southern parts of America, and has lately been introduced by Captain KING. It forms a low straggling shrub, and flowered in April at Messrs. LODDIGES'S, protected by a cold frame, but in all probability it will prove to be quite hardy enough for our winters.— Flowers, pale yellow. Culture: it may be increased by cuttings or layers, and grows in light loamy soil. Berberis, from Berberys, its Arabic name.

2. *Cyclamen repandum*, Repand (bent back) Cyclamen. Pentandria Monogynia. Primulacææ. This pleasing little plant is a native of Greece, and is said to have been introduced in 1816. It produces its flowers in May, they are of a fine rosy red, and last a considerable time. It occasionally produces seeds, by which alone it can be multiplied. The plant thrives best in a Greenhouse, and must be kept near the glass. The soil should be a rich loam; the dung used to be very old. Cyclamen, from Kyclas, circular; form of leaves.

3. *Erica quadrata*, Octandria Monogynia. Ericææ. A native of Cape of Good Hope, introduced in 1829 by Mr. LEE, of Hammersmith Nursery.— It flowered abundantly in May with Messrs. LODDIGES'S. The flowers are perfectly four square, hence its name, they are very diminutive, but produced abundantly. It requires the usual Greenhouse protection, and may be increased by cuttings. The soil should be peat. Erica, from Ereiko, to break; fragility of branches.

4. *Rhododendron campanulatum*, bell-flowered. Decandria Monogynia.— This very beautiful plant was raised in 1825, from seeds, by Messrs. LODDIGES'S. It is a native of Nepal, and Dr. WALLICH states that it grows in elevated situations, so that he had no doubt it would stand our winters without injury. It has remained perfectly well out of doors for the last two win-

ters, at Messrs. LODDIGES's, Hackney, near London. The young leaves are at first purplish underneath; they then become milk white, and afterwards, when quite hardened, change to a kind of tan colour. It bloomed in April, kept in a cool frame. Flowers: pale rosy purple and white. It increases by layers as well as cuttings. Soil, loam and peat. Few plants are so magnificent as the Rhododendrons; few also are so widely diffused over the Globe, though none have yet been found south of the Equator. Rhododendron, from Rhodon, a rose, and dendron, a tree.

5. *Cyrtanthus spiralis*, spiral-leaved, Hexandria Monogynia. Amaryllidææ. This plant is a native of South Africa, near Algoa Bay. Messrs. LODDIGES's received bulbs of it in 1832, and it flowered in March, 1833, continuing several weeks. Flowers: light red. It requires the protection of a Greenhouse, and may be potted in sandy peat. It has not yet exhibited any signs of increase. *Cyrtanthus*, from *Kyrtos*, curved; *anthos*, a flower.

[The remaining five plants are obliged to be omitted till our next number.]

A Supplement to the Practical Treatise on the Culture of Florist Flowers, containing additional directions and improved modes of cultivating the Auriculas, Polyanthus, Tulip, Ranunculus, Heart's-ease, Carnation, Dahlia, &c. &c. with Catalogues of the newest and most esteemed varieties of each Flower. Dedicated by permission to the Queen, by THOMAS HOGG, Florist, Paddington, near London; p. p. 208; price 7s.—1833. Published and sold by the Author.

The author of this interesting Floral publication has had a great many years' practice in the particular department of Floriculture which the work comprises, and as might justly be calculated upon, the matter it contains is very interesting; and to persons desirous of obtaining information on the culture of Florist flowers, the book will be found useful. The subjects are described in a plain and intelligent manner. The work contains improvements that have resulted from the author's practice and observations since the publication of the Treatise, to which this is a supplement. We recommend the work to our readers. We have extracted an article on the culture of the Heart's-ease for our present number.

On the Culture of Heart's-ease or Violets.

This flower has always been a favourite with the Ladies; its endearing names of "Heart's ease," "Love in Idleness," "Cull me, sweet," "Three smirking Faces under one Hood," (the two upper petals coining or covering the three lower,) "Pansy," corrupted from *Pen-see*, thought, alluding to keep in mind, or forget me not, have imparted a more than common interest to it. Some say that *Viola* derives its name from its powerful scent "*ex Vi olendi*," which scent is confined to only two or three sorts; others ascribe to it a more poetical origin. These flowers ought to be planted in clumps, or beds, and then the rich mass of bloom, so mixed and so many coloured, produces a very pleasing effect; it comes into flower the end of May, and continues through the summer. The most prevailing colours are plain purple and violet, of many shades; red, brown, white, yellow, &c. as well as purple and violet, variegated with white or yellow, &c. streaked with jet, &c." They like a cool moist situation in the garden, particularly in hot summers, and ought, there-

fore, to be planted, not on raised beds, but on such as are upon a level with the alleys. They produce seed freely, which may be sown early in spring, in cold frames to bring it forward; and where the young plants are sheltered from cold wind and hail storms, till the weather gets warm and settled, when they may be planted in the open garden. They are propagated by dividing the roots, or by cuttings, placed under small hand-glasses in June.

In the following abridged list, many of the varieties are distinguished only by the descriptive title of their colours; these flowers are at present in great request.

Achilles.	Emperor.
Albion.	Fairbairn's Invincible.
Allen's Queen Adelaide.	Fire King.
..... William IV.	Favourite (Thompson's).
..... Prince of Orange.	Five Coloured.
..... Black Prince.	Four Coloured.
..... Duchess of Kent.	Grand Purple.
..... Marginata.	Hopwood's Puss.
..... Hero.	King of the Whites.
..... Lady Howden.	Luna.
..... Apollo.	Lady Essex.
..... Duchess of Richmond.	Louis Philippe.
Bishop of London.	Lord Gambier.
Blue Altaica.	Light Purple coloured.
Boyce's Lady Gifford. laced.
..... Lord Lyndhurst.	Large Light Blue.
..... Sir Walter Scott.	Mottled Altaica.
..... Sir James Mackintosh.	Marshall's Reform.
..... Earl Grey.	Miss Grimstone.
..... Rob Roy.	Miller's George IV.
Brown's Mazeppa, superb yellow.	New Tricolor.
..... Maid of Athens.	Othello.
..... Cupid.	Priam.
Bunney's Queen Adelaide.	Princess Victoria.
..... Earl Grey.	Purple, White, and Yellow.
..... Reform., Blue, and Yellow.
Blotched Yellow. and Bronze.
Blotched Purple and Blue. and Sky Blue.
Blotched Tricolor.	Thunder.
Blotched Purple and White.	Thompsonia.
Burnett's Variegated.	Vulcan.
..... Pale Blue.	Victory.
Cream coloured.	White-eyed Purple.
Corinna.	Wheeler's Marchioness of Bath.
Duchess of Gloucester. Seedling, No. 1.
..... Northumberland. Monarch.
..... Wellington.	Willmer's Redbreast.
Dark Yellow-eyed Purple. Blue Beard.

The greater part of the above-named varieties may be obtained of Mr. Hogg, florist, Paddington, London.

PART III.

MISCELLANEOUS INTELLIGENCE.

QUERIES.

Can you, or any of your readers, inform me through the medium of your valuable and interesting work, whether I can in any way prevent the pods of my pinks from bursting? This year, nearly every pod has burst. Is it owing

to the soil? By informing me on this subject you will oblige your constant reader,

LUPINUS.

ANSWER.—We hope some of our friends will favour LUPINUS with the desired information. In the meantime, we beg to inform him of the best method we know to adopt with his pinks. Procure a sheep or calf bladder, either may be had for one penny; after being blown up, let it dry a little, then cut it into shreds about one-eighth of an inch broad, and long enough to wrap round the pink pod two or three times. After moistening the bladder shred, wrap it round the pod, about the middle, the shred will adhere to the pod as if glued; it entirely prevents the pod bursting. When the flower bursts forth, the shred may be taken away; this is necessary in cases of flowers to be exhibited in competition, as no such accommodation is allowed by Florists. In taking off the shred, wet it, and it will readily pull off; the above method is far preferable to tying matting, worsted, thread, &c. round the pods, as they often get damaged by tying, loosing, &c. Perhaps the reason of the pods bursting, may be in consequence of the extreme richness of the soil in which they grow, added to a great deal of moisture they may have been supplied with; we know these things encourage the defect.

CONDUCTOR.

I shall be glad if you, or any of your correspondents, will inform me in the *Floricultural Cabinet*, how to bloom the following plants, viz.:—*Doryanthus excelsa*, *Epidendrum aloifolium*, (*Cymbidium aloifolium*) *Combretum comosum*, *Aristolochia labiata*. I have grown the above plants for more than two years, and they have not yet bloomed, but are in good health, and now are large plants. They are grown on a back shelf in a pine stove.

JOSEPH TEW, Gardener to Wm. Robins, Esq.

Hagley, Worcestershire, June 13, 1833.

A few hints on the culture of *Ixia's*, *Antholyzas*, *Watsonias*, *Lachenalias*, and *Guernsey Lilies*, either in pots or the open ground, how often to be removed, soil, situation, &c. would be very acceptable.

SNOWDROP.

CARNATIONS.—I should be much obliged by your informing me of the cause of, and cure for, Carnations dying off when near bloom. I have just lost several, and a neighbour of mine has been equally unfortunate.

IRIS.

What is the proper culture of the "*Cactus speciosissimus*" as a green house plant, to get it into bloom without artificial heat?—It will be very acceptable to myself, and I doubt not to many of the readers of the *Florist's Magazine* also, if some instructions be given as to the proper supply of water required to green house plants in general, during winter, particularly the *Geraniaceæ*.

AN AMATEUR.

ANSWERS.

REPLY TO AN AMATEUR RESIDENT AT CAMBERWELL.—I beg to state, that I have cultivated that beautiful and graceful plant, mentioned in his Query, for above three years, and have now a plant not more than two years old, five feet in height, and as many in circumference. My opinion is, that putting the plants indoors on an evening, is the cause of the buds dropping off, as I always leave mine out night and day, as soon as the frosts are over; in the next place, it is probably for want of water; when coming into bloom, they should be plentifully supplied, at least every four-and-twenty hours, and a pan kept under them. I have no doubt, if your Correspondent will adopt this plan, he will find himself rewarded by a splendid show of these delightful flowers.

Baywater, July 4, 1833.

W. MONTAGUE.

Mercy on us! No less than three Bear's paws at work together in scratching up a poor *Snowdrop*—there is really no withstanding it. I declare they have so battered and bruised me that I shall be long before I bloom again, or raise my drooping head. The owners of the paws must surely have supped together at *Martin Hall!* on acidulous substances, and squeezed the lemon into the inkstand instead of the punch-bowl. As I am too much mangled to make a stand against all my rough antagonists at

once—for “Hercules himself must yield to odds”—let me try my hand at them singly and *seriatim*. I begin, therefore, with the *shortest*, and in *short*, then, *Mr. Short*, I have merely to say to you, with all possible deference and submission to your very superior judgment in these matters, that I conceive every one has a right, without consulting your sapience, to give an opinion and offer any suggestion he may think proper, on the work in question. I have given my suggestions honestly, and you may if you please cut out the leaf that contains them and light your pipe therewith. Your modest request, respecting my name, shall not *long* be denied—it is, *Galanthus nivalis*, formerly of Chelsea, now of *Snowdrop Cottage, Primrose Hill*. And now that the *Long* and the *Short* of the matter are settled, I shall be exceedingly gratified to see your “something” *shortly*, and hope for the honour of “*Martin Hall!*”—(Heaven save the mark!)—it will be a little more grammatical and profound than your late nothing.—What a *vivida vis animi!* what powerful ratiocination! and then how beautifully expressed (I dare not quote the words,) that selling a shilling work for sixpence would be gaining a loss!

“Poor *Gentleman* I’m sorry for you,

And pity your upper story.”

To an Amateur, who ignorant of the difference between a cabinet and greenhouse, and who, moreover, confesses himself no Gardener, seeing also, that he has more “modesty,” “propriety,” and greenness than his fellows, I do not mind being civil enough to inform him, that dictation was never for a moment contemplated by me—suggestion was all that was intended. Indeed, I had no idea that the note in question would have been printed, or a few of the rugged points would have been softened down, to prevent the delicate feelings of such fastidious ursine gentry as him and his “twinners,” from being shocked “out of all cess.”

Mister J. C. H., I advise you in future to “let your reason with your choleric question what ‘tis you go about,” and should you have occasion to pen such another epistle as that in number 5, I make it my “business” to recommend *you, yourself*, for *your own sake*, to put it, italics and all, into “the latter end of a sea coal fire.”

“Utrum horum, mavis accipe.”

I have thus Sir very lightly top dressed the above worthy triumvirates, fearing that if I had made the compost stronger, they might grow too luxuriant for your *Cabinet*.

Yours, &c. SNOWDROP.

In page 113 of the *Cabinet*, I see some remarks by HIS LORDSHIP, on the mode of striking Dahlias from cuttings as given in page 67 by DAFODIL. Whether, in the remarks HIS LORDSHIP has given, he purposely states an untruth or not, I have not the means of ascertaining, without he attests the fact in some subsequent article. I beg, however, to inform him, that such statement is untrue. I have struck hundreds of Dahlia cuttings, and have invariably cut them thro’ CLOSE to the underside of the joint; I wish HIS LORDSHIP to understand me as not meaning any DISTANCE from it, nor thro’ the middle of the joint, and of the cuttings I have thus put off, I calculate not more than one in twenty have failed of striking, the root pushing from the edges of the joint. I should be very sorry for any admirer and cultivator of this truly noble splendid flower, to be misled by such wilful or erroneous statements as HIS LORDSHIP has sent forth. It is POSSIBLE for cuttings taken off and cut thro’ the stalk at some DISTANCE (say one or two inches) from any joint to strike root, I have not seen many instances of it, but I believe with Dahlias in general that ninety out of every hundred would fail—there is a sort which I have found to increase when so cut, viz. LEVICK’S Incomparable, or tipped Dahlia. If HIS LORDSHIP should not possess that Dahlia, and will apply to me, I can give him a plant, or if nearer his residence, I dare say he may get readily supplied from the Gentleman who raised it at Sheffield, in Yorkshire, and then his powers, and astonishing capabilities, of striking Dahlia cuttings where he has no eyes in the soil, may perhaps be successful; but as in the first statement he has made, which I am confident from the results of my own practice is a wilful untruth, so is the latter, if he applies it to all Dahlias.

I think HIS LORDSHIP is correct as to eyes of cuttings sometimes being

A third untruth is stated, where he says "Now if the eyes of the cuttings are CUT OUT it does not invariably follow that the root will not push again;" does HIS LORDSHIP mean the pushing of a shoot or shoots. If he means the old tuber will push fibres I agree with him; but if the contrary, I deny the correctness of his statement. And now a word or two, as to the eyes or good roots. HIS LORDSHIP says, "when the eyes cankered away, or were eaten out by insects, "as wire-worms, &c." wet gets into the hollows thus made," most astonishing, ROTS OUT what the insects or causer had eaten out before. I really have not been accustomed to read such logic as this, unless HIS LORDSHIP has given his remarks with a view of exhibiting to the public how many untruths he could pen in the shortest space, upon a subject of Floriculture; I am really at a loss to know why he penned such a piece of rubbish. If HIS LORDSHIP will give me his address, or inform me where I could leave a parcel for him, I would with much pleasure give him a small volume published by an eminent Divine, on truth.

VERITAS.

Regent street, Glasgow, July 4th, 1833.

REMARKS.

ON THE RANUNCULUS.—The failure of Ranunculuses this season near London, and the difficulty of blooming them well in light soils, has induced me to mention a plan, which I am informed by a French gentleman he has seen in successful practice in the neighbourhood of Paris. The tubers are planted in deep pots filled with very rich compost. These pots are placed in large pans sunk in the ground and kept constantly supplied with water. Another plan has suggested itself to me, but which I have not yet tried—namely, to dig the earth out of a bed two or three feet deep, and brick the bottom and sides; fill up this pit with prepared compost, and keep it constantly supplied with water. Clay would probably answer as well as bricks, and be less expensive. Probably you will give your opinion on the above plan.

SNOWDROP.

I suppose when each of your purchasers who happen to be afflicted with the "Cacoethes Scribendi," shall have delivered their opinions respecting your Book, and when each one of these volunteer critics shall have received the just measure of praise or blame, which may seem due to his letter in the opinion of certain other critical sages—I suppose then, it will not be too much to expect, that the space so unworthily occupied by these controversialists will be devoted to the legitimate purposes of the work, and that your little Magazine may be allowed to keep "the even tenor of its way," undisturbed by the dissensions of those goose-quill warriors, who choose "to run their fierce encounters" in your pages. When this shall be the case, and the little work goes on increasing in popular favour, as it cannot fail to do, I trust it will be strong enough to shake off certain Cockney incumbrances which stick like barnacles to a ship's bottom, rendering the trim vessel marvellous unsightly, and prodigiously impeding her sailing (i. e. sale). Really, I cannot help hinting to those self-satisfied luminaries, who, under absurd nick names, bestow their tediousness upon us, recording their own achievements, and provoking the record of others equally valuable; those daring experimentalists, who propose to irrigate from milk-pots and certain other domestic vases, the unhappy plants that, growing probably in similar vessels, adorn their window-sills;—I must hint to those gentlemen the propriety of abstaining from appropriating your pages to the publication of such important manipulations; but let them not be lost to the world:—no, no; publish a volume of "Transactions," devoted to registering the "three years' experience" of these friends of yours; but pray make it quite "optional" with your readers whether to purchase it or not.—If you publish this letter, (and if you do not, I shall think myself "a very ill-used gentleman,") you can of course protest against my sentiments being taken for yours; and, expressing your gratitude to, and affection for, the whole race of Crocuses, Snowdrops and Daffidownillies, (who, infinitely superior to their namesakes in the garden, are in bloom every month,) lay the blame of inserting this incendiary letter upon your negligent printer.—Very truly yours,

WM. GIFFORD.

1st July, 1833.

REFERENCE TO PLATE.

1. *Oenothera tenella*, var. *Tennifolia*, large purple, Chilean Evening Primrose. A hardy annual of very great beauty, flowering from July to September; the plant grows about nine inches high. The collectors who went out to Chili and the islands of the Pacific with Captain Beechey returned in 1829; Aylmer Bourke Lambert, Esq., of Boyton House, Wiltshire, procured from them, among other things, specimens of another Evening Primrose, the *Oe. tenella*, var. *Tennifolia*, upon which ripe seeds were found. These being sown produced a plant, which is, as far as gardens are concerned, a very different plant from *Oe. tenella*. It differs from it in having longer and more channelled leaves, and much larger and far more showy flowers; for while in *Oe. tenella* the flowers are half hidden by the leaves, in *Oe. tenella*, var. *tennifolia*, the leaves can scarcely be discovered for the flowers. *Oenothera*, from oinos, come, and thera, a catching acquired smell.

2. *Nierembergia phænicea*, purple flowered. Few plants of this family surpass this one in the beauty and brilliancy of its fine bright rosy purple blossoms, rendering it one of the most valuable acquisitions that has been made to our collections of late years. It is a native of the countries of the Rio de la Plata, and was introduced into this country in 1831. Culture. It will succeed well in the open border, where it should be planted in light vegetable soil; it will continue to blossom from April to November. It readily increases either by seeds or slips. Plants raised from seeds produce the finer flowers, but from cuttings the plants bloom more profusely. It was first named *Salpiglossis integrifolia*, afterwards *Petunia integrifolia*, but is now called *Nierembergia phænicea*. To be had of most of the principal Nurseries. *Nierembergia*, after J. E. NIEREMBERG, a Spanish Jesuit.

3. *Lotus corniculatus*, birds foot Trefoil. Heads few flowered, depressed; stems procumbent; legumes drooping, nearly cylindrical; claw of the standard broad, filaments all dilated under the anthers; stems, several spreading all round, from four to ten inches long; flowers, about three or four in each head, bright yellow, generally streaked with red. Perennial, flowers from May to September. Native of Britain, grows in pastures abundantly. An excellent pasture plant.

4. *Veronica Chamedrys*, Germander, Speedwell; Clusters, many flowered; leaves egg shaped, sessile, deeply ferrate; stem with two opposite rows of long white hairs. Stems decumbent at the base, marked with two lines of long hairs which change sides between each pair of leaves; leaves wrinkled and hairy, with large serratures; clusters of flowers long, shooting up beyond the stem; flower large, bright blue, with deeper streaks, externally pale purple. Capsule inversely heart-shaped. Native of Britain, grows on dry banks, under hedges, plantations, open pastures and woods; very common. *Veronica*, the name of a Princess.

MONTHLY FLORICULTURAL CALENDAR FOR AUGUST.

ANNUALS.—Many of the sorts now sown in pots will bloom during autumn, and make a fine show for a greenhouse.

BALSAMS.—See pages 57, 105.

BIENNIALS.—Hardy kinds may still be sown in the open ground for blooming, late next year.

CALCEOLARIAS.—THE HERBACEOUS CLASS.—Offsets divided and planted in the open borders will bloom well in autumn, or if put in pots, in the greenhouse, from September.

CARNATIONS.—May still be layed. Any struck should be potted off as early as possible.

DAHLIAS.—Cuttings taken off close to the mother branch will root freely if struck in heat. Such will make fine tubers by the end of the year, from which a number of plants may be obtained next spring.

MIGNIONETTE.—Sown about August 12th, will bloom in November and December.—See page 65.

PELARGONIUMS.—Cuttings now struck make fine plants for blooming early next spring.

THE
FLORICULTURAL CABINET,

SEPTEMBER 1ST, 1833.

PART I.

ORIGINAL COMMUNICATIONS.

ARTICLE I.—*On the Culture of the Blœtia Tankervilleæ.*
By AN AMATEUR GARDENER.

Having grown the beautiful *Blœtia Tankervilleæ* for several years, in a manner very superior to what I have ever seen it elsewhere, I herewith send you a short account of my method of treatment, and shall be glad to see it in your truly useful and delightful flower Magazine.

The plant is most readily increased by offsets taken from the Parent, and is the best mode of having plants for blooming the coming season. The time when I take off offsets is usually the beginning of February; these I plant in pots about six inches diameter, using a strong and highly enriched soil. After potting I place the plants in a hot-bed frame, when I have one in operation, otherwise I place them upon a heated flue, or plunge in the bark bed of a pine-stove. When the plants have been in a hot-bed frame, I take them out as soon as I perceive they have struck root, and place them in the Pine stove, plunging them in the bark bed. During Summer I water them frequently with a mixture of soap suds and deers dung. By the end of October the plants will have got well established; I then give them a less quantity of water, and a lower temperature. About the middle of January as many plants as are intended for blooming early in the spring, say April

and May, are re-potted, keeping the balls entire. I put the plants into pots of about nine inches diameter, using the same kind of soil as before. After re-potting, the plants are plunged into a bark pit, or frame, having a brisk bottom heat.

The plants soon throw up very vigorous flower stems producing spikes of flowers from three to four feet high, each spike having from eighteen to twenty four blossoms. After blooming, the plants are kept for a supply of offsets the following spring.

By having a considerable number of plants, and keeping some in a cool situation, and introducing them into the frame or Pine house, as circumstances require. A succession of this very beautiful flower may be had for several months, and its splendour will amply repay for every attention to its cultivation.

AN AMATEUR GARDENER.

July 6th, 1833.

ARTICLE II.—*On growing the Pink.* By INNOVATOR.

If you consider the following remarks upon growing the Pink worth a place in your Magazine, they are quite at your service.

The beds, where convenient, should be raised to the height of a foot, by boarding above the level of the paths, and four feet wide; in the bottom lay an inch thick of fresh lime, and upon it ram down four inches of fresh horse droppings, and the remainder fill up with the following compost, well mixed, and passed through a coarse sieve. Take of good fresh substantial loam, 16 barrows-full, old hot bed 12 ditto, finely broken oil cake 4 ditto. Having filled and made the bed perfectly level with the foregoing compost, put in the plants in three rows, and fifteen inches distant every way; they should be planted as soon as they have struck, and here they may remain without further care till the middle of February, when the bed will require a top dressing of finely sifted sandy earth. This I prefer to any other, as dung, or such substances, by their loose texture, only serve as a hiding place for earwigs, and however attentive you may be in destroying them, they will spoil many blooms: neither is rotten dung necessary, as manured water will answer better. I need not make any remarks upon tying them, &c., but I should recommend that no plant be suffered to

bear more than four blooms, all others, as well as side buds, should be cut off as soon as they appear. When the flowers begin to expand, they must be shaded from sun and rain, and by supplying them with plenty of rain water poured between the rows, they will continue in full bloom for more than a month. As soon as this is over, you may commence piping: the safest way of doing it is as follows. In a shady place raise a bed of cinder ashes and fresh lime six inches high; upon this place a square wood frame six inches deep, and a little larger than the hand light you intend using; fill this with finely sifted mould and water it till thoroughly soaked, then stick in your cuttings, previously made ready by cutting them just below the second joint, from which you must strip the leaves, and insert them no deeper than half way to the next joint; then place the light firmly over them, and do not remove it for a month; pour a pot of water through the rose upon the top of the glass about once a week, this will keep the earth moist and cool, and cause them to strike sooner. By following the above directions your young growers will have the gratification of seeing many of their best flowers a foot in circumference, particularly if they grow such as Foster's William IV., Young's Marquis of Winchester, Troupe's Matchless, Ford's Victory, &c. &c. Perhaps some of your readers may wish to know why I use lime, it is to prevent earth-worms getting into the bed as they soon destroy its fertility, and, if it were not used in piping, I should find all my cuttings huddled together in some spot and half buried in the mould. If your Correspondent, Mr. Revell, would condescend to try it, I have no doubt but he would be as sure to raise 150 from every 100, as he now is of raising 99 from every 100, if he adopts no other precaution than what he has detailed in your last number.

INNOVATOR.

July 18th, 1833.

P.S. If any further remarks upon Florist's flowers, the result of 15 years' experience, will be of any service, you shall have them at my convenience.

[NOTE.—Our respected Correspondent will highly oblige us, by forwarding to us any remarks he may please to communicate.—COND.]

ARTICLE III.—On the Failure of *Ranunculuses*. By the REV. J. TYSO.

The last season has been the most unpropitious for *Ranunculuses* of any during the last thirty years. I have frequently observed that a cool showery May has been very conducive to the growth of the plants, and has ensured a fine bloom in June. There is a certain state of weather conducive to the generation of roots, another to vegetation, and a third to maturity of plants. Unless these succeed each other, tender plants cannot arrive at perfection. This year the natural order of the season was reversed. We had that state of weather which produces maturity in May, and the state of progressive vegetation in June, so that at the time when *Ranunculuses* should have been taken up they began to vegetate again; and some that remain in the ground will probably bloom about Michaelmas, and produce an increase of roots. I have ascertained from extensive observation and enquiry that the failure has been general, extending to France and even America, though they have grown in very different soils, and were planted at different times, some in January, others in February, and March, and some so late as April. The cause of this extensive failure was the hot weather in May, which produced a precocity of the roots, and brought them into a state of rest before they were prepared to send up their blooms, the average of which was only about five per hundred. The only means of preventing a like failure in similar seasons will be, copious waterings and a cool shade. Yet even these will avail but little, when the season is so particularly adverse.

Notwithstanding the unfavourable season for *Ranunculuses*, the seedling roots bloomed well. This was evidently *a trick of youth*, which the old dons refused to play. Those who grew seedlings this year, had peculiar advantages over others. It is the custom of the Royal Berks Horticultural Society to show in "classes," as well as a "stand of nine." At the exhibition which took place at the Town Hall, Wallingford, on June 12th, I obtained the 1st prize dark, 1st prize rose, 1st prize yellow by seedlings, and the 2nd and 3rd seedling prizes; as also the 1st of the "stand of nine," in which were seven of my own seedlings, and two Scotch.

I believe Mr. GROOM would have had the first prize at the Metropolitan Society, had he entered his flowers in time to shew. I

state these things to encourage Florist's and Amateurs to cultivate Seedlings, because the vigour of their youth will always ensure an abundant bloom.

Mr. MILES of Hilperton, gives a lucid and interesting account of his method of cultivating Ranunculuses at page 81, and adds with an air of self complacency, "I have *never failed* to have a good bloom." If he has not failed *this year*, I hope he will favour us with his method of treatment in May last.

J. TYSO.

Wallingford, Berks, July 27th, 1833.

[NOTE.—Mr. TYSO will much oblige us by his communications.—COND.]

ARTICLE IV.—*On the Growth and Culture of Tulips.*

By W. B. P.

The plan I have pursued for the last twenty years is simple, and one I have always found to answer my most sanguine expectations except through misfortune by frost, hail, &c.; against such unforeseen circumstances it is almost impossible to guard. I always plant my Tulips about the 8th to 12th of November, 3½ to 4 inches deep, on a bed raised by side boards about a foot from the surface; which in our heavy cold soil gives room for the superfluous water to drain off. I always plant them in the soil taken from the Ranunculus bed, which Ranunculus bed I generally manure at the latter part of the year with cow dung, and throw the Tulip bed on the Ranunculus bed, which is manured again in the same manner, with an exception in the year 1832; that season I manured my Ranunculuses with rape dust. I took of the soil as before, and I never remember having had so fine a bloom; this at once proves the superiority of the manure. I generally take out a spade depth. Some Florists will tell you manure will cause them to run into colour; this I grant will be the case if due care be not taken to use the manure sufficiently old and well neutralized, and deprived of its poisonous qualities, as acids, salts of iron, and all metallic substances, by the action of sun and air; with such care they will never run, as I have tried maiden soil, soil slightly manured, and the above soil from the Ranunculus bed, manured with rape dust and I never witnessed so strong and regular a bloom. I must also beg to differ from an old grower respecting the existence of

those small worms which are not wire worms, but are generated in the bulb from disease or injury by frost or hail storms, and not from a disposition of adhering to good flowers more than bad, but owing to the finer sorts being more tender and delicate, consequently more liable to be attacked by disease, which may also be occasioned by a portion of fresh manure coming into immediate contact with the bulb; yet I believe frost, in nine cases out of ten, is the prevailing cause of disease, as one season I had nearly the whole of my bed injured by it more or less, and the whole of the injured bulbs were attacked by those small worms, and it was two years before I could recover them; many were completely destroyed in the ground, and others went off after being taken up. I this season had a bed laying east and west, which were all more or less injured by a severe hail storm in the latter part of April; whilst another north and south was not injured at all, though only a walk separated the two beds; the former on being taken up, were many of them nearly wholly destroyed by hundreds of those marauders, and I have not the least shadow of a doubt of their being attacked in consequence of their getting diseased by one or both of the above causes; and as a preventative I should recommend a net about half inch mesh, to be thrown over the stage about the latter part of April, as we have for the last three years had severe storms of hail about this time, and suffer it to remain until 'tis necessary to put on the main covering; this will not injure the flowers or weaken them, but may prevent a severe loss. I should also recommend TULIPA to use a rich maiden loamy soil, the soil from his Ranunculus bed, or if he does not grow them, to use the soil from his Carnation pots. They may be grown in the loom one year, and the second year add one sixth dung from the Cucumber bed, and one sixth coarse sand.

W. B. P.

Hull, June 13th, 1833.

P.S.—I shall always feel a pleasure in contributing and giving any answers to queries so far as I am enabled to do, and I hope the above remarks will be useful to your Correspondent TULIPA, but I have business to attend to, consequently much of my time is taken up. I intend next month, if possible, giving an account of my treatment of the Ranunculus this season, with the result.

[NOTE.—We shall be grateful for the promised favour of our respected Correspondent.—CONDUCTOR.]

ARTICLE V.—*On the Fuchsia gracilis, cultivated in the open border.* By Mr. SHARMAN, Syston Park.

That lovely plant, the *Fuchsia gracilis*, stands the Winter well with me at this place under the following mode of treatment.—As the plant merits universal cultivation, I transmit the mode I practise for the encouragement of other persons to give the plant a trial.

Early in Spring I turned out strong plants with balls entire into the open borders, which were well enriched with manure or leaf soil; these bloomed most abundantly that season. In the Autumn, I cut the entire heads down close to the ground, and immediately covered the roots six inches thick with leaf mould, and let it extend some distance from the centre of each plant.—About the middle of April following, I removed the leaf mould, and the plants soon began to push shoots; when they had got about six inches high, I thinned out the shoots so as to leave only three or four of the strongest to each plant; these got five feet high last Summer, and produced thousands of flowers.

Syston Park, Feb. 8, 1833.

JOHN SHARMAN.

PART II.

EXTRACTS.

Loddiges's Botanical Cabinet, 5s. ten plates coloured; 2s. 6d. partly coloured. Edited by Messrs. LODDIGES'S.

CONCLUDED FROM OUR LAST.

6. *Andromeda hypnoides*, Decandria Monogynia. A native of Canada, as well as Lapland and Siberia. It is a minute but elegant plant, growing among moss, to which it very much assimilates itself. It flowers in April and May. It is somewhat difficult of cultivation, succeeding best potted in peat earth, covered with a bell glass and kept in a shady place. It may be increased by cuttings. *Andromeda*, from the Virgin *Andromeda*.

7. *Oxylobium Pultencæ*, Pultencæ like, Decandria Monogynia. This is a native of New Holland. Messrs. LODDIGES'S received seeds of it in 1829, and it flowered last May, being a foot high. It forms a neat little greenhouse shrub, with rigid branches. Flowers, bright yellow and red. The leaves vary

greatly in their insertions on some of the shoots, being in fours, on others in threes, and on others scattered. Increased by cuttings. Soil, sandy peat. *Oxylobium*, (see page 134.)

8. *Hæmanthus peniceus*, Hexandria Monogynia. This plant has been long in cultivation in this country. It is a native of the Cape of Good Hope, and will live in the Greenhouse, but appears to thrive best if kept in a Stove. It flowers in May and June. Colour, red. The roots will bear dividing occasionally. Soil: should be loam and sandy peat. *Hæmanthus*, from Haima, blood; and *anthos*, a flower, referring to colour.

9. *Gladiolus Watsonius*. Watson's; Triandria Monogynia, Iridææ. A native of the Cape of Good Hope. It grows about a foot high, and flowers in May; when planted in the open border at the front of a Stove or Greenhouse, it will endure the Winters in such a situation. Flowers: orange, streaked with red. Although our climate is so different from that whence this beautiful plant is derived, it nevertheless grows and flowers here in great luxuriance. Culture: it increases by offsets, and the soil should be a sandy peat. *Gladiolus*, from *Gladius*, a sword; referring to the leaves.

10. *Canna pallida*, pale flowered, Monandria Monogynia. Cannææ. This plant was figured in Mr. Roscoe's publication on the Scitamineæ. He describes it as a native of the West Indies. Messrs. Loddiges received theirs from Mr. DEPPE, at Xalapa. It blooms in May and June, but like all other species of this genus, if repotted after flowering, it will doubtless bloom again immediately, and thus will bloom any season of the year. Culture: increased either by seeds or separating the plant. Soil: a rich loam, and to be kept in the Stove. *Canna*, from *canna*, a cane or mat, referring to stem and leaves.

Plants figured in the following Periodicals for August:—

Curtis's Botanical Magazine, 3s. 6d. coloured, 3s. plain. Edited by Dr. HOOKER, King's Professor of Botany in the University of Glasgow.

1. *Calceolaria crenatiflora*, Crenate flowered Slipper Wort. Class, *Dianthia*. Order, *Monogynia*. Nat. Order, *Scrophularinæ*. Synonyms, *Calceolaria anomala*; *Calceolaria pendula*. Blossoms, yellow with brown spots.—There is no species of this beautiful genus which forms so striking an object in the Greenhouse as this. How far it will bear cultivation in the open air, we have yet to ascertain. I can see no reason whatever for the specific distinction between *Calceolaria crenatiflora* and *Calceolaria pendula*, which is attempted to be drawn in SWEET'S British Flower Garden. The chief distinction stated is the difference of the number of the crenatures in the lower lip, and the flowers being pendulous or suberect. The former character I find to vary continually in the flowers, even on the same corymb; and the latter seems to me to depend solely on the degree of unnatural luxuriance produced by cultivation. I have both plants from Mr. Low, who first raised them from seeds gathered in Chiloe by Mr. ANDERSON, and who furnished the plant figured as *Calceolaria pendula*, in the British Flower Garden, and I cannot see a shade of difference between them. Graham. It is a splendid species, growing one foot and a half high, and flowers very profusely. *Calceolaria*, (see page 107.)

2. *Salpiglossis linearis*. Linear leaved, *Didynamia Angiosperma*. Solanææ. Synonyms, *Nierembergia intermedia*. Seeds of this plant, which is exceedingly pretty, and very well deserving of cultivation, were received by Mr. NEILL, from Mr. TWEEDIE, at Buenos Ayres, in 1832, and the first specimen brought into flower in the Stove, at Cannon Mills, in the end of September. It seemed to be about to flower very freely, but probably, on account of the season, all the buds dropped off excepting one, which perfected its blos-

seeds and seeds. In April, it flowered much more freely. Flower, corolla, (nine lines long and nine across) funnel shaped, limb rich purple, especially when first expanded, darker inwards, and still further towards the throat dotted with purple on a yellow ground, paler on the outside, throat yellow. The habit of the plant is wholly that of *Nierembergia*; the flower in shape and structure precisely that of *Salpiglossis integrifolia* of Hooker, *Nierembergia phœnicea* of Don. Culture: it is raised from seeds, and strikes very readily by cuttings, and will probably thrive well in a dry light Greenhouse. Graham. *Salpiglossis*, from *Salpigæ*, a tube; and *glossa*, a tongue.

3. *Epacris heteronema*, varying stemmed, Pentandria Monogynia. Epacrideæ. This pretty species of *Epacris* was discovered by LABILLARDIERE, in Van Diemen's Land; but it is not confined to that country: Mr. A. CUNNINGHAM found it in moist, rocky situations in the Blue Mountains of New Holland, whence he introduced it to the Royal Gardens at Kew, in 1823. It flowers in May. Corolla: pure white, and when contrasted with the deep purplish red Anthers, has a most pleasing appearance. Culture: it requires a Greenhouse, and to be potted in sandy peat. It strikes from cuttings, in sand. *Epacris*, from see page 136.

4. *Platylobium obtusangulum*. Blunt-leaved. Flat Pea. Diadelphia Decandria. Leguminosæ. For the possession of this beautiful plant, the Glasgow Botanic Garden is indebted to Dr. SCOTT, who sent the seeds from Van Diemen's Land. These have flourished, and the plants have been treated as hardy inmates of the Greenhouse, where they blossom in May. The species may be only a variety of *P. triangulare*. But this has a much more straggling habit, and longer branches, frequently throwing out new shoots from the axils of the leaves; the old leaves have much more obtuse angles, and the young ones are not angular at all; the flowers are considerably larger, and the lobes of the calyx particularly so. Flowers large, in pairs from the axils of the leaves. Standard, inside, of a bright orange colour, with a red ray in the centre; outside red, with a broad grey brown cloud at the edge; wings, deep orange red. Keel of two whitish petals, deep orange towards the extremity. Culture: requires a Greenhouse, and to be potted in sandy peat.—Increased by seeds, or cuttings struck in sand. *Platylobium*, from *Platys*, broad, and *lobus*, pod.

5. *Platylobium Murrayanum*. Mr. Murray's *Platylobium*. Diadelphia, Decandria. Leguminosæ. This plant likewise, as well as *P. obtusangulum*, was received from Dr. SCOTT, from Van Diemen's Land, at the Glasgow Botanic Garden; and Mr. MURRAY, the able and zealous Curator of that establishment, at once recognized it as a species quite distinct both from the subject of the preceding plant, and from *P. triangulare* of Dr. SIMS. The specific name has been given as bearing Mr. Murray's name. The plant bears a great number of flowers, which expand their vivid petals during the day, closing as the evening approaches. Flowers: the colour very similar to the *Platylobium obtusangulum*, only smaller in all its parts. Culture: as the other species.

Eucalyptus amygdalina. Almond-leaved. Icosandria Monogynia. Myrtaceæ. Synonyms. *Metrosideros salicifolia*. With us a rather slender shrub, having pendulous branches. It is a native of Van Diemen's Land, and flowered at the Glasgow Botanic Garden this year, when trained against the wall. Flowers, in axillary five to eight (or more) flowered corymbs. Stamens numerous, white, longer than the cupula. Culture: sandy loam, increased by cuttings. *Eucalyptus*, from *Eu*, well; and *kalypto*, to cover; referring to the calyx lid.

7. *Pleurothallis prolifera*. Proliferous, Gynandria Monandria. Orchideæ. Our collections are indebted for the possession of this very remarkable orchideous plant, to the Hon. and Rev. Wm. HERBERT, who received it from shady rocks at Boto Fogo, near Rio Janeiro. It flowers in June, and requires the same treatment as the other tropical parasites of the same family. In general structure the present species bears a great similarity with *P. saurocephalus*, which inhabits the same country. Flowers nearly erect. Leaflets or sepals of the calyx also erect; deep blackish purple, within more inclining to red.—Petals erect; of a deep rose colour, pale at the margin. Lip erect, of a dark purple brown. *Pleurothallis*, from *Pleura*, side; and *thalleo*, to flower.

Sweet's British Flower Garden, coloured, 3s., plain, 2s. 3d.

Edited by D. DON, Esq., Librarian to the Linnæan Society.

1. *Schizanthus velutius*, blunt lipped. Decandria Monogynia. Solanææ. For the introduction of this showy annual, we are indebted to Dr. GILLIES, by whom it was discovered on the Chilian Andes; and from seeds communicated by him to the late Mr. BARCLAY: the plant was first raised in the garden at Bury Hill, in 1831. Flowers, large and showy, of a rich uniform purple lake, with its upper lip of a rich orange yellow, marked with dark brown spots. Culture. A light fresh earth, not too rich, will be found to suit it best, and if kept in the greenhouse, requires a free admission of air and light. It is thought to be only a variety of *S. GRAHAMII*. *Schizanthus*, from see p. 14.

2. *Agrostemma pyrenæica*. Pyrenean Rose Campion. This pretty little plant from the Western Pyrenees is small in its growth, very smooth and glaucous leaves, and admirably suited for a rock work. Flowers, of a pale rose colour, very numerous, rising about three inches high. It is a hardy perennial, requires to be grown in sandy peat. *Agrostemma*, from *agros*, a field, *stemma*, a crown, the same as the latin *coronaria*, literally meaning a rustic crown, from the flowers of some species of this genus having formed part of the rustic garlands among the ancient Greeks. D. DON.

3. *Lupinus mutabilis*, var. *Cruckshanksii*; Mr. Cruckshank's Lupine. Diadelphia, Decandria, Leguminosæ. This plant is only biennial, but assumes an arborescent habit, and if kept in the Conservatory will continue to flourish for several years. Flowers, large and showy, in whorls of from five to seven flowers, wings a fine blue, keel, pale purple, Vexillum, orange. The plant was discovered by Mr. CRUCKSHANKS, not far from Pasco, on the Peruvian Andes, near the limit of perpetual snow. Grown in most of the London Nurseries. *Lupinus*, see page

4. *Tropæolum Majus*, var. *atrosanguineum*, dark red, Indian crees (or nasturtium). An annual plant of great beauty. Its large dark red blossoms, of a velvety hue, render it a most desirable acquisition to the flower border. It is usually more dwarf than the common kind, and will thrive in any soil. Easily increased by cuttings, and probably by seeds. *Tropæolum*, a trophy, referring to leaf and flower.

Edwards's Botanical Register. Edited by JOHN LINDLEY, Esq.,

Professor of Botany, in the London University. Coloured

4s., plain 3s.

1. *Passiflora phænicea*, crimson Passion flower. Monadelphia Pentandria-Passiflorææ. A very splendid acquisition, for which we are indebted to the Right Hon. the Countess of BRIDGEWATER, in whose Stove at Ashridge it flowered in September, 1832. It is nearly allied to *P. alata* and *quadrangularis*, from which it differs in having only two glands at the upper end of the leaf stalk. It is also much more brilliantly coloured than either of those well known species. The stem is quadrangular. The leaves are large, bright green, about six inches long. The flowers are produced singly, from the axillæ of the leaves. The petals are, in the inside, of a rich deep scarlet; on the outside a deep violet, with a white streak along the middle. It is a most desirable species. Culture: increased by cuttings. Soil: rich mould. *Passiflora*, from *Flos*, flower; and *passio*, passion; flower appendages.

2. *Ænothera biennis*; var. *grandiflora*. Large flowered biennial evening Primrose. Octandria Monogynia. *Ænothera* synonyms; *Æ. grandiflora*; *Æ. suaveolens*; *Æ. muricata*. This plant is not uncommon in gardens; it is one of the handsomest of all biennials, and as easily managed as the common *Ænothera biennis* itself. Flowers, large, fine yellow. Mr. LINDLEY adds, the seeds should be sown at Midsummer, and the plants so obtained should

remain in their seed-bed till the next year, when they will flower. It is a bad plan to transplant them, as it prevents their blooming well; and it is unnecessary, for if they are thinned when young, they will require no further care. *Ænothera*, (see page 37.)

3. *Calandrinia arenaria*. Sand Calandrinia, Polyandria Monogynia. Portulacææ. An inconspicuous annual, very common in sandy places near Valparaiso, whence seeds were brought by Mr. HUGH CUMING. It flowered last year in the garden of the Horticultural Society. Flowers: rosy purple, with a small yellow eye. The plant is hardy, and readily increased by the little shining black seeds, which are produced in abundance. Calandrinia, (see page 137.)

Opuntia aurantiaca. Orange coloured Indian Fig. Icosandria Monogynia. Cactæe. A native of Chili, whence it was originally sent to this country, in 1824, by Mr. NUGENT. It has also been brought home by Dr. GILLIES, whose unpublished *Cactus aurantiacus* it appears to be. The plant is a branched dark green bush, consisting of joints six or seven inches long, and an inch or three quarters of an inch wide in the broadest part, nearly round at their base, but perceptibly flattened towards the point. The flowers are of a clear bright yellow colour, with a column of white stamens in their centre. Culture. The treatment is the same as other dry stove plants. It is a free grower, and readily multiplied by its jointed branches. *Opuntia*, so called from having been found wild in the country of the Opuntii, a Grecian people.

An interesting fact relating to the common European *Opuntia* is mentioned by M. DE CANDOLLE. "Among the practical consequences," he observes, "that result from the facility with which Cacti strike from cuttings, there is one which deserves to be noticed, on account of its importance: it is, the manner in which the *Opuntia* is employed to fertilize the old lavas at the foot of *Ætna*. As soon as a fissure is perceived, a branch or joint of an *Opuntia* is stuck in; the latter pushes out roots, which are nourished by the rain that collects round them, or by whatever dust or remains of organic matter may have collected into a little soil; these roots once developed, insinuate themselves into the most minute crevices, expand, and finally break up the lava into mere fragments. *Opuntias* treated in this manner produce a great deal of fruit, which is sold as a refreshing food through all the towns of Sicily."

5. *Rubus roridus*. Icosandria, Polygynia. Rosacææ. This rare species flowered in the garden of A. B. LAMBERT, Esq., Boyton House, Wilts., in the Autumn of 1832. It is a native of Madagascar, and strikingly different from all the known species of simple leaved brambles, in its finely cut stipules and bractææ, which are covered over with numerous little transparent green glands, giving all the parts that surround the petals an appearance of being sprinkled with green dew. It is probable the plant will require a Greenhouse. It may easily be increased by layers. *Rubus*, from the Celtic word *rub*, signifying red.

6. *Málva umbellata*, umbel flowered Mallow. Monodelphia. Polyandria, Malvacææ. This plant is a native of Mexico, and although cultivated many years ago in the Royal Gardens at Madrid, it had never found its way to our collections until introduced from its native country by Mr. LAMBERT in 1826. has hitherto been treated as a hot-house plant, for it is apt to suffer from the damp of a greenhouse in winter. It is rather a coarse-looking plant; but its many elegant scarlet blossoms compensate for its less graceful habit. *Malva*, from Malasso, to soften; its emollient qualities.

The Botanic Garden. Monthly, 1s. 6d. large; 1s. small coloured.

Edited by Mr. B. MAUND.

1. *Lithospermum purpurea-carruleum*, purple and blue, gromwell. Pentandria, Monogynia. Boraginææ. A native of England; perennial; inhabits chalky soil; height one foot; flowers from April to June. This is one amongst the prettiest native plants of which England can boast. Its changeable hue

and the brightness of its fine blue tints when fully expanded, render it particularly attractive. Its seeds are singularly hard, glossy, and grey, like polished marble. It grows in mountainous and woody pastures in England; rare. *Lithospermum* from the Greek lithos, a stone; and sperma, a seed; hardness of the seeds.

2. *Tetragonolobus siliquosus*, square podded, winged pea. Diadelphia, Decandria. Leguminosæ. A native of south Europe, perennial; introduced in 1683; flowers in July and August, colour yellow. Plant it in a dry situation; divide in spring only, when it begins to vegetate; sow seeds in April, in rich soil, and a warm situation. *Tetragonolobus* four, gonia, angle, lobos, pod. *Siliquosus*, alludes to the seed vessel forming a siliqua, that is, a long dry pod.

3. *Gazania rigens*, rigid gazania. Syngenesia, Frustranea. Compositæ. A native of the Cape of Good Hope; perennial, introduced in 1755; height six inches; flowers from June to August; colour orange. Whilst in flower, slip off some of the offsets from its undermost parts. Plant them under a hand-glass, in a cool border, or in preference, on a hot bed. When rooted, pot them in sandy compost, protect in a cold frame during winter, and turn into the borders in May. In the direct rays of the sun its delightfully brilliant golden flowers shine most conspicuously. *Gazania*, from Gaza, riches; splendour of flowers. *Rigens*, from the Latin, hard or stiff; intended to mark the rigidity of its foliage.

4. *Nierembergia phanicea*, (see plate 8, and page 141.)

The Botanical Cabinet, 5s., ten plates, coloured; 2s. 6d. partly coloured. Edited by MESSRS. LODDIGES'S.

1. *Hesperis tristis*, sad flowered, Tetradynamia, Siliquosa. Crucifera. This plant is a native of Germany and Switzerland. It will grow in any good garden soil either in a pot or border. Colour: yellow, with buff stripes. Culture: it is necessary to raise it from seeds, as it requires renewing often. *Hesperis*, from *Hesperos*, evening; the flowers being more fragrant at that time.

2. *Hyacinthus amethystinus*, amethyst-coloured, Hexandria, Monogynia. Asphodelæ. This pleasing little plant is a native of the South of Europe: flowers in April and May. Colour: light blue. It should be potted in sandy loam, and may be increased occasionally by offsets. *Hyacinthus*, a boy killed by Zephyrus.

3. *Chorizema spartioides*, Decandria, Monogynia. Leguminosæ. A native of New Holland. Messrs. LODDIGES'S raised it from seeds in 1832, and it flowered in abundance the following spring. The plants were not more than two or three inches high. The flowers are large, and splendid in colour. Colour: the standard is yellow, and the wings are a fine pink. It should be potted in sandy peat earth, and kept in the greenhouse; it will probably, like others of the same genus, strike by cuttings. *Chorizema*, from Choros, dance; zema, drink.

4. *Elichrysum filiforme*, Syngenesia, Superflua. Compositæ. This is a native of the Cape of Good Hope; flowers in May. Colour: white. It may be propagated by cuttings freely, and should be potted in sandy peat earth, and preserved in an airy greenhouse. *Elichrysum*, from Helios, sun; gold blossoms.

Orobus aureus, golden flowered. Diadelphia, Decandria. Leguminosæ. A native of the northern parts of Europe; it flowers in abundance in May. Colour: buff. The root may sometimes be separated for increase, although seeds are by far the more preferable way: it is quite hardy, and will grow in any good garden soil. *Orobus*, from Oro, to excite; bous, an ox; nourishing food.

6. *Cattleya labiata*, dark lipped. Gynandria, Monandria. Orchidæ. This superb plant is a native of Brazil, where it was first discovered and sent home

by Mr. SWAINSON. It requires the stove, and usually flowers in the latter part of summer. Colour: each flower is variegated with lilac, crimson, yellow, and white. It will now and then admit of separation, although it multiplies but slowly; the soil should be sandy peat, with moss and a good proportion of small pieces of broken pots. Great care is requisite to keep the wood-lice from it, or these destructive vermin will absolutely destroy it. Cattleya, from W. CATTLEY, a member of the London Horticultural Society.

7. *Sarracenia flava*, yellow. Polyandria, Monogynia. Sarraceniæ. A native of Carolina and Florida, growing in swamps. It must be kept in the greenhouse, in a small pan of water. The soil should be sandy peat; it will sometimes separate at the root. Colour: greenish yellow. Sarracenia, from Dr. SARRAZIN, a French physician.

8. *Gnidia imberbis*, beardless—scaled. Octandria, Monogynia. Thymeleæ. This is a native of the Cape of Good Hope; it flowers most part of the summer. Like most of this family, the flowers are fragrant in the night, but scarcely so at all in the day-time. Colour: very pale green. It requires the greenhouse, and should be potted in sandy peat; it may be readily increased by cuttings. *Gnidia*, ancient name of the laurel.

9. *Solanum crispum*, curled. Pentandria, Monogynia. Solanææ. A native of Chili. Colour: lilac. Flowers in May and June. It is supposed to be hardy enough to bear our winters. It grows fast in almost any soil, and will increase by cuttings without difficulty. *Solanum*, from Solor, to comfort; soothes by stupifying.

10. *Rosa Banksia lutea*, Lady Banks's, yellow flowered. Icosandria, Polygynia. Rosacææ. This is a very pretty climbing rose, and it usually flowers earlier than most of the roses; and, with the shelter and support of a wall, will flourish almost in any soil or situation. *Rosa*, from Rhodd, red, Celt; colour of flower.

On the Cultivation of the Auricula. By Mr. THOMAS HOGG,
Florist, Paddington, London.

The Auricula, one of the early and favorite flowers of Spring, still continues to be very generally cultivated, and many new varieties of it are produced every year from seed, though it takes some time before they get abroad: the florist who has been lucky enough to raise a fine flower, is seldom inclined to part with any of it, till he has been enabled to increase it to ten or a dozen plants, which are generally sold out at one appointed time; for unless he can make something by it, at the beginning, to remunerate him for his trouble, he will have little chance of doing it afterwards. Some plants throw out off sets freely, and are easily propagated, while others do it very slowly; so that it often takes four or five years of careful culture to raise even six plants of some kinds. This is one reason why Lee's Colonel Taylor and Hedges's Britannia still continue dear and scarce; they produce so few offsets; added to which, plants of Colonel Taylor seldom survive the fifth or sixth year. I am not aware that any other flower has had half the pains and trouble bestowed upon it as the Auricula, in regard to compost. Experiment after experiment has been tried, and the combination and commixture of every known soil and manure have been made a hundred different ways; nor do I know that the result of any one experiment, after all, has been conclusive and satisfactory. There seems a capriciousness in the Auricula, at times, with regard to its nourishment, for which no one can account; for in the same kind of soil, in which it has thriven and flourished two or three years, it will, if the same compost be long continued, often languish and decay, without any apparent cause. This has made me less particular about both the precise quantities and qualities of the different ingredients, commonly used; nor do I find it necessary to mete them out with that exact proportion which my late brother florist, EMMERTON, used to impress upon me, at the time I assisted him in the writing and compilation of his Treatise. This was the beginning or dawn

of my Auricula fancy, eighteen years ago; and I have cultivated them with tolerable success ever since, though in a situation by no means suited to them, being too much inclosed and confined in the midst of coal smoke, and in the want of a free and brisker circulation of pure air.

ISAAC EMMERTON AND HIS COMPOST, &c.

The ingredients which he recommended, for the most part, are of a nature too filthy and offensive for general adoption, as well as too tedious in preparation, and very prejudicial, if used prematurely; but nothing could ever shake his belief in their excellence, power, and efficacy. EMMERTON used to say, "My father used them, and I used them after him, and made improvements upon them; and nobody grew Auriculas better;" and it is but justice to add, that the Auriculas which the florists about Barnet, Totteridge, and Finchley exhibited at that time, KENNEY and EMMERTON in particular, have not been surpassed, if equalled, by those of any florist of the present day. They were remarkable for their bold trusses, broad expanded pips of brilliant colours, strong stems, and large fleshy foliage; indisputable proofs of good culture.

The consistency of the mould ought to be, in some degree, regulated according to the nature of the situation in which they are grown. If the place is low and damp, the compost should be light, free, and open, and not too retentive of moisture; it should likewise not be compressed too closely round the plants in the pots, that, after rain or watering, it may dry again in a reasonable time. The only part of the year in which they can receive and discharge any great supply of either, with advantage, is the latter part of February and March, when they are in a quick growing state; and in April, when in flower. If the roots are kept too wet, and damp, long together, at other times, the foliage soon shews it, which changes to a pale sickly green: but, in elevated situations, where the air is brisk, and the moisture soon dries up, and where the plants require to be watered more frequently, the compost may be of a closer body, embracing a larger portion of loam in its composition; and the plants themselves may be more firmly potted, according to the instructions given by EMMERTON, as suited to the high ground of Finchley and Burnet, or other open and exposed situations. Auriculas have been often suffered to remain on the ground, in those places, exposed to the weather, from May till Michaelmas, without sustaining injury; the only precaution taken, was keeping the worms out of the pots, by setting them on tiles, slates, or coal ashes; but this I know, that if mine were left so exposed, situated as I am, and the Summer should turn out wet, I might expect to find half of them rotten by that time; so widely different is the mode of treatment that ought to be observed in the two situations referred to.

Though EMMERTON certainly grew his Auriculas well at Barnet, and though he used full one-fourth of strong yellow loam with his hot manures of sugar-scum, night soil, blood, &c.; yet, notwithstanding his vain boasting, they were never long-lived with him; he was sending for fresh plants from the country almost every year, more or less, to keep up his stock; he never sold any at that time; he might, perhaps, exchange or give one away occasionally; but he grew them entirely to gratify his own fancy. When he was obliged to leave his nursery at Barnet, in consequence of his having libelled the parson of his parish, a magistrate withal, by hanging him in effigy on a tree in his garden, near the public road; and for which offence he was indicted, and suffered a year's imprisonment in the King's Bench. He, after this, removed to Paddington, and occupied a small nursery and flower-garden near me; where he continued for a while to grow Auriculas, along with other plants, for sale; but he was far from being successful with them; he complained, by way of excuse, that he had not got his compost in right order, and that the London air did not seem to suit them; he at last gave it up, as he was neither likely to gain either credit or advantage by the pursuit; and sent a few of his best flowers to be taken care of by Mr. MOORE, of Finchley.

EMMERTON, after he had published his treatise, was looked on as a Professor, qualified to give instructions in the art and mystery of Auricula growing; and was invited, by some of the new beginners, to superintend, occa-

sionally, the management of their flowers, that they might benefit by witnessing his practical skill and dexterity in mixing compost, in trimming the roots of the plants, and in fresh potting them, as well as in thinning out the young formed pips, and flattening and arranging them in the truss, when fully expanded. He considered himself a perfect adept in this respect; and fully entitled to his fee, of a dinner and a glass of grog. His discourses, and the recital of his feats in *Auricula* growing, and of the prizes he had won, were, it is true, sometimes rather tedious and fatiguing to those who had heard them before; but to his pupils and young florists, who wished to profit by them, the theme and the subject were, I believe, always pleasing, and listened to with attention.

THE UNLUCKY PUPIL.

There was a person residing at Newington, belonging to the India House, whom EMMERTON had imbued and inoculated with the *Auricula* fancy, and who entered into it with spirit, and purchased at least one hundred plants of the best sorts then in cultivation. He likewise had got enrolled a member of a Flower Society in that neighbourhood, and felt almost confident, under EMMERTON'S auspices and tuition, of winning the first prize, the silver cup; but unlooked-for accidents will often mar the best-laid projects, and occasion disappointment. Good compost was a particular object of solicitude with both of them; and as EMMERTON contended, that without bullock's blood and goose-dung they would stand no chance; now, as the latter was a species of manure very difficult to be obtained in that quarter, he persuaded his pupil to commission some country waggoner out of Sussex to bring him, at Midsummer, two geese and a gander; which, according to EMMERTON'S calculation, would produce dung enough by Christmas to last him two years, when they would be fat and fit to kill, and well adapted for good fare, wherewith to treat his friends at that joyous season. This project was soon put in execution; the geese were brought to town, and cooped up in a corner of his small garden, which might be ten yards long, by five wide. Every thing was going on smoothly; the plants grew and the dung accumulated; only the man's wife complained of the filthy smell, arising from the heated and fermenting dung, than which nothing can be more offensive; but EMMERTON promised soon to remedy that evil, by covering it with loam; notwithstanding, as the dung increased, and was stirred up with the blood, the fermentation and stench increased too, and became so intolerable, that the women living at the two adjoining houses joined their complaints with hers, and abused him whenever he made his appearance; and they all insisted upon its being instantly removed, threatening him with their immediate vengeance, in case of refusal. EMMERTON, finding the storm gathering in right earnest, judged it prudent to decamp; telling them, that the London ladies were too fine nosed by half; but he never dared to repeat his visits after.

This was only a prelude to the vexation which the gentleman had to experience himself. One day, when absent at his office, the door of the coop was by some means left open, and the geese, finding themselves at liberty, waddled about the garden unnoticed; and having been deprived of grass and green meat so long, fell upon the *Auriculas* in the frame, pecked, bit, and pulled them out of the pots, and trod over, and spoiled them so completely, that they were of little worth afterwards. One of the geese was killed, and eat at Michaelmas; and would, no doubt, have met this fate, whether the said offence and trespass had been committed or not. The two others were stolen a day or two after. This sad mishap deprived the owner at once of all hopes of the silver cup, and inflicted upon poor EMMERTON the certain loss also of many a good dinner on a Sunday; when, unfortunately for him, a dinner was an object of no trifling importance.

DIFFICULTY OF OBTAINING YELLOW LOAM IN LONDON.

From the inclosure of waste and common lands, and from the prohibition of the Lords of the Manors of others not yet enclosed, as Old Oak Common, and Wimbledon, there is great difficulty in procuring pure native loam round London. I, as well as many other florists and nurseryman, have been lately

under the necessity of sending for it as far as Waltham Flats, and Wanstead Common, at considerable expense. This loam is of a yellow cast, of too free and unsubstantial a texture for Carnations or Tulips; yet very suitable for Auriculas, and many other plants. It seems free from any sour or deleterious quality, arising either from stagnant water, or rust of iron.

In order to preserve our Auriculas in a sound healthy condition, I have judged it requisite, of late years, to make some alteration in the compost, and to form it of more simple and less powerful ingredients. The effect has been, that they have flowered equally as well, whilst we have preserved our plants better. We no longer have recourse to sugar-bakers' scum, blood from the slaughter-house, pigeons' dung, and the like; for, unless great caution be taken, there is more harm than good to be apprehended from the use of them. Interest and prudence alike suggested the propriety of discontinuing the further application of them, and of endangering no longer a collection of more than two thousand plants, which we keep on sale, of all the best varieties in cultivation. There is this advantage arising from Auriculas being grown in moderately manured soil, that they are more easily kept in a healthy state, are less affected by the weather, and less liable to disease; they are, also, less sensible of change of place, when sold and transplanted into other soils. Only conceive, for a moment, what the effect would be, of turning a fat stall-fed ox into a barren pasture; or of restricting a London Alderman to the plain and frugal diet of a poor citizen.

Experience has taught those florists, who are in the habit of keeping strong plants of Auriculas to exhibit for prizes, and of forcing them forward, as they are coming into bloom, in extremely rich and highly stimulating compost, to cause them to throw up bold strong trusses, that they never can depend on the same flowers for the succeeding year; for vegetation, over excited, must decline afterwards; and those plants, if any opportunity offer, they generally dispose of, with the recommendation attached to them, of their having won a prize; and select others, to prepare and train in like manner for the next year's contest.

I have frequently received some of those prize taking flowers from the country, but they have very seldom thriven well; they could not bear their roots to be shaken from the mould, and to be transplanted into a different soil. I would always decline purchasing such in future, if I knew it. Vegetable economy, as well as animal, are both subject to certain laws of Nature, that cannot be transgressed with impunity; and our treatment of plants ought always to be conformable thereto. A plain and simple mode of culture, as regards all plants, provided they are found to thrive and flower well in using it, is always to be preferred, and ought to be pursued, as being the easiest, cheapest, and the best. To copy after Nature, is one of the best and unerring rules that a gardener or florist can go by, when he is once made acquainted with the habits of any plant, and the soil and situation in which it thrives best.

Strong stimulative manures, however beneficially they may act for the time, in producing large flowers, and vivid colours, too frequently leave the plants afterwards in a state of exhaustion, if not of premature and gradual decay. By forcing them so much, the juices are vitiated, and the constitution impaired; for we all know the injurious, if not fatal effects, that opium, laudanum, brandy, and even wine, taken in excess, produce upon the human body.

Mr. BAILEY, of the Clapton Nursery, some years ago, produced, at the Islington Flower Show, as fine a plant of Lee's Colonel Taylor, and in as fine flower, as ever was exhibited perhaps in England; and which he sold, the same day, to Mr. BROOKS, of Ball's Pond Nursery, for the sum of five guineas; but this plant, having been forced in the manner described above, began to decline after it had been fresh potted in other compost, and never lived to flower again.

We have, of late years, used the following mixture:—one barrow of rich yellow loam, or fresh dug earth, from some meadow, or pasture land, or common, with the turf, well rotted; one barrow of leaf mould; one ditto of well decomposed horse or frame dung; one ditto of cow-dung, two years old at least; and one peck of river-sand, not sea-sand.

This simple mixture, which is easily prepared, and within every one's reach, I can recommend, as a suitable and sufficiently fertile compost, always to be depended on for keeping the plants healthy, and in a thriving state.

For strong plants, intended for exhibition, I would add to the same compost, as a stimulant, a barrowful of well decayed night soil, with the application of liquid manure, once or twice, before you top dress in February; and twice more in March, not oftener. A peck of sheep dung, with the same quantity of horse droppings, put into a large tub of water, stirred up frequently, and left to ferment a week or two before it is used, may be applied with good effect and perfect safety.

A portion of light sandy peat earth, generally to be met with on the tops of barren heaths, or moors, though not easily obtained everywhere, may be added, as a safe and useful ingredient; particularly for plants kept in low and damp situations, where light potting, and light compost, are found to answer best.

By way of change, we make use of the following composition:—two barrows of Wanstead loam, with the turfy part decayed; one ditto of leaf mould; one ditto of cow-dung; one ditto of old frame or horse dung; a half ditto of old night soil; a half ditto of sheep-dung; and two pecks of Thames sand; with a top-dressing of one quarter loam and three quarters sheep and cow dung, rotted, and mixed together in one heap; and manure-water as before, with the intent, as florists express it, to throw in colour, and to encourage the growth of the umbel or truss, then shooting up to flower.

WINTER.

In the three Winter months, from the 21st of November to the 21st of February, Auriculas do not require much of our care, beyond watering them occasionally; plucking off the dead leaves, and covering them with mats, or a little coarse hay litter during severe frost; and this covering ought more particularly to be given them in February, because their trusses then begin to appear, which, if frozen hard, will shew the ill effects of it in the bloom. They want very little water in the Winter; and seem to get through it best, when kept rather dry than otherwise, in December and January. Early in February, if the weather should then happen to be mild and open, you may give them a day's gentle rain, or, at least, rain sufficient to reach their roots, at the bottom of the pots; and this may be repeated, when necessary, through the month. You may now give them the manured water twice, and do the same again in March, allowing a week between each watering. About the middle of the month, or as soon after as the weather permits, top-dress with some of your best and richest compost; taking care, in the first place, to remove as much of the earth as you can from the top of the pots, without injury to the roots. The liquid manure and the top dressing will add fresh life and vigour to the plants, and accelerate their growth. They now require all the air you can give them.

If any plants require shifting into larger pots, this is the proper time for doing it.

MARCH.

To insure a good bloom, much depends upon the care you take of them in March. Let them receive no check whatever, either from want of covering or want of water. Let the lights be off all day, if the weather is in any degree favourable; and let the plants receive all the soft and gentle rains that fall, until the pips open; protect them, however, from cold sleet and snow, and cold cutting winds. By the middle of March, the flower-stalks will have shot up, and the flower-buds will begin to grow; and as they are the tenderest part, and most liable to injury from frost, which often prevails by night, more or less, at this season of the year, it is advisable, nay more, it is highly necessary, to give them additional covering, to prevent their being chilled and nipped by it; neither expose them too hastily to the sun, if it should shine, before the frost shall have disappeared; and let the same precaution be used in April.

To prevent the stalks being drawn up and weakened, so that they cannot

support the trusses, let them have all the air possible. Thus, having nothing to retard or check their growth, they cannot fail to go on well, and produce large trusses of rich bloom.

APRIL.

By the end of the first or second week in April, the flowers will begin to expand, and shew their colours; when the lights must be kept on, by day and night, to prevent them from getting washed by the rain, or tarnished by the sun; either of which would deaden their brilliancy, and spoil their beauty. Air must be given by raising the lights at the back of the frames; and thin mats thrown over them, to keep out the hot sun, during the middle part of the day. Let the frames be shut close in the evening, and warm covering continued a while longer in case of frost. Now is the time to thin out the crowded pips from the centre of the trusses, which will give more room to the rest to grow, and to expand themselves, and lie flat, and come more nearly of a size. When the plants are fully blown, let the best and strongest of them be taken out of the frames, and be set on boards, sand, or coal ashes, behind a low fence, or private hedge, and covered with large hand glasses. Here they will remain cool, and shaded, and preserve their blossoms fresh for three weeks. Cover them with a mat at night.

As soon as the flowers begin to fade, remove them to a north or north-east aspect, where they will have to remain till November; when you should be provided with the conveniency of placing them on a raised platform, and of sheltering them from the sun and rain with boards or shutters, hung on hinges, to let up and down, as occasion requires; our plants are never set on the damp open ground, Summer or Autumn. Do not forget, in June, to pluck off the dying petals, which, if left on, are injurious to their forming the seed. You may likewise nip off the whole of the pips on young plants, just above the pedicels, to strengthen and increase their growth. Many persons, who are careless about the seed, serve them all in this way.

POTTING.

As to the fittest time for shifting the plants into fresh compost, it matters very little in my opinion, whether it be done the beginning of June, or two months later. From experience, I have found either time suitable; provided you can meet with a few days of clouded sky and moist atmosphere. The plants, after flowering, relapse into inactivity, and grow very little during the hot Summer months. If you pot early, you ought, also, to top-dress the plants with fresh compost in September; because the mould in the pots, by that time, must be greatly impoverished by watering.

Remove all large offsets from the plants some time in March, because they grow quickest in the Spring.—*Hogg's Supplement.*

[The above extract is inserted to give our readers an additional opportunity of judging of what we consider a very interesting and useful publication.—**CONDUCTOR.**]

PART III.

MISCELLANEOUS INTELLIGENCE.

QUERIES.

METHOD OF CULTIVATING TIGRIDIA PAVONIA.—Will you, or any of your correspondents, be kind enough to inform me of the best method of cultivating that beautiful plant, *Tigridia pavonia*—whether it is best raised in a slight hot-bed or in the open ground, and whether it is advisable to grow it in

pots. I have for some time endeavoured to have a bed of them blooming at the same time, but I have generally been unsuccessful. By inserting this in your valuable pages, you will greatly oblige

M. S. Y.

Hampstead, July 26th, 1833.

FORCING ROSES.—You will particularly oblige one of your readers if you will communicate any information upon the best method of forcing early Roses, so as to have them in bloom immediately after Christmas, or any time in the month of January, or even early in February. What is desired is to have the forced Roses plentiful and fine of the kind—not poor, weak flowers.

July 26th.

ROSA.

ON THE WISTARIA CONSEQUANA.—Being a subscriber to your excellent work, named the *Floricultural Cabinet*, I make bold to address these few lines to you, hoping you will not esteem me taking a liberty with you in requiring the mode of cultivation of a plant I cannot obtain flowers from. The *Glycine sinensis*, or *Wistaria Consequana*, is the plant I mean, having had it a long time and not being able to flower it. Should you be so kind as to insert a treatise on its cultivation, I should feel extremely obliged.

X. Y. Z.

July 27th, 1833.

ON THE CULTURE OF CARNATIONS.—I should feel extremely obliged if you, or any of your numerous correspondents, would favour me, by means of your valuable pages, with a little information on the culture of Carnations, particularly if by any treatment I could prevent the colours from running. This year I have been at considerable expense and trouble with them, but I have had the misfortune to lose them all, at least with respect to the natural colours. I should also be glad to have some information respecting the soil, &c. I have been advised to plant them out when struck in a rich soil, previous to putting them in the bed where they are to remain. Do you think this a good plan? By obtaining this information for me, you will very much oblige yours, &c.

TULIP.

July 11th, 1833.

Will Mr. MENZIES be so kind as to inform me how long the shoots of the *Azalea indica* should be when put into the greenhouse to harden before going out of doors? And I should be additionally and most highly obliged by a description and treatment of the *Ghent Azaleas*. If Mr. MENZIES will give an early attention to the above requests, it will be very gratefully esteemed by

A CONSTANT READER.

What are the best plants to grow in a sharp gravel of a serpentine or granite nature, under trees, which lies on a declivity, and is very dry?

R. R.

ANSWERS.

Although "An Amateur" from Camberwell has been very ably answered by Mr. MONTAGUE respecting the management of that beautiful plant the *Fuchsia*, I think it is in my power to afford him a little additional information, having been very successful in raising it from cuttings, and having my plants generally admired for the elegance of their form and the profusion of blossoms they display. The method I invariably adopt is, as soon as they have dropped all their leaves to cut back each branch about four inches, and to move the plants into a spare room, gradually diminishing the supply of water until about October; after which, I suffer them to remain all the winter without any, or, at most, a little at the top of the pot about once a fortnight. In the following Spring, as soon as I perceive them beginning to shoot, I shift them into fresh mould, which should be light and rich with manure, and give them a little water about once a week, until they shew flower buds, after which time I supply them liberally both at top and in the pans. In respect to their being placed out of doors, I do not find that they will succeed in that way before the latter end of June, for one cold night, or even day, will cause the buds to drop off; but if the weather prove settled warm, they may be turned out of the pot or planted in the border; or, to prevent accidents the pot

with the plant in it may be plunged into the earth, and it will succeed very well, though the blossoms will not last so long as when the plant is kept indoors. Great attention must be paid to keep them well watered.

Your correspondent "Snowdrop" has asked a question in the last number which is highly interesting to me, as I am particularly attached to the culture of bulbous-rooted plants, and have a list descriptive of several very beautiful species of *Ixia*'s, *Gladiolus*'s, *Babiana*'s, and *Lachenalia*'s. I would therefore be greatly obliged if you could obtain for me, from any of your correspondents, information as to the time and place when and where they may be procured; also the usual prices, that I may regulate my orders accordingly; as I cannot get any of them where I reside, and have unsuccessfully commissioned friends to purchase them for me in town.

I have now a few words to say respecting my letter inserted in your July number. I am so sincere an admirer of, and well wisher to, your publication, that I should be extremely sorry to give offence to any of your contributors, particularly to one who has proved so valuable a correspondent as "Snowdrop"; and therefore beg to apologise for my hasty and rather petulant animadversions on his note, occasioned, I can assure you, entirely by my erroneously imagining that he wished to engross the pages of the *Cabinet* exclusively for subjects of interest to himself, without consulting the taste or wishes of other subscribers; and to depreciate the work by bringing the plates in comparison with others of six or seven times the price. He was clever enough to discover that I am no gardener, but his sneer at my *modesty* was not quite so piquant as he imagined, since it proved the highest compliment he could pay me (being a female), to observe, that he allowed me to possess some share of that best attribute of my sex!

I trust he will be satisfied with this apology, and let all contention cease between him and

AN AMATEUR,

(Or (according to his suggestion)

SYLVIA GREEN.

In reply to your correspondent "Iris," page 141, where he is enquiring the reason of Carnations drooping and dying when near bloom, I beg to inform him that it is caused by growing them too strong in the winter situation. The layers should be planted in light, but poor soil; for if they are planted in a rich compost in winter, they make a large quantity of roots, and become very strong, throwing up stems for bloom; which causes them to grow luxuriant, the stems become very pithy, and the sap cannot properly circulate. They then turn to a whitish green, and assume an unhealthy appearance, and when near blooming they droop, as if in want of water. I am persuaded, that if "Iris" will take and cut through the stems, he will see that they are full of pith, and quite dry, being destitute of sap. If "Iris" wishes to grow for competition, I should recommend him to grow one part of his plants in a very rich compost, in order to get them of a very high colour. In doing this, he must always expect to find some that run to one colour; but if he grows one or two of each kind on a bed that is of a poorish, but light soil, and if they should chance to run by being grown too rich, and in that case if any die by being so treated, he will see that he has saved the other which was grown on poor soil. Such is the way extensive cultivators of the Carnation do, or they would soon lose the greater part of their best sorts. It is to be regretted that those kinds that are of a high colour, are most subject to run—such as Cartwright's Rainbow, pink bizarre; Walmsley's William the Fourth, scarlet bizarre; Taylor's Festival, scarlet flake; Bellerophon, purple flake; Tyso's Princess Victoria, rose flake; and Martin's Prince George of Cumberland, red picotee. Such as the above, and all that are of a high colour, similar to those named, should not be grown in too rich a soil; but at some future period I intend sending you an article on the cultivation of the Carnation.

Pilsmoor, August 3rd.

JOHN REVELL.

[NOTE.—We shall be much obliged by Mr. REVELL's promised article, at an early convenience.—CONDUCTOR.]

REMARKS.

I hope you received the Supplement, which you were kind enough to apply for; I sent it, as directed, through your publishers. I wish you would correct, through the medium of your Magazine, an error or misnomer in it in the list of Dahlias, for the sake of Mr. Inwood, a very worthy man and well-known Dahlia grower at Putney Heath. The flower I allude to is Inwood's Defiance, a rosy crimson. It ought to be "Inwood's Springfield Rival," in opposition to Mr. Widnall's Perfection, which it greatly resembles, and is said by some to be fully equal to, if not superior. For my own part, I have not yet seen either; but I received a few days ago two fine strong plants of the Rival from Mr. Inwood, at 10s. 6d. each. I wish I could compliment some other growers in the same way for the plants they have sent to me. The Rival was raised from seed by Mr. Line, gardener at Springfield, near Bromley, in Kent, and was purchased in the seed-bed by Mr. Inwood for £5. The fame of it soon spread, and several Dahlia growers went to view it, and wished to buy the root, but it was then sold. Among the rest, a person of the name of Glenny was very desirous to purchase it, and offered seven guineas for it; but the answer he received was, that his offer came too late, and that it was sold. Notwithstanding this, Glenny returned in a few days after, in company with Mr. Hopwood, of Twickenham, and advanced his bidding to £10, observing that as Inwood had paid no deposit, he was not legally entitled to claim it. Line then informed Inwood of what had passed, saying, that he had no wish to run from his bargain; but he hoped that Inwood would advance something more. Inwood, in consequence of this complied with his request, and got the root for seven guineas, being the amount of Glenny's first offer. I have given these particulars that you may judge, the "Springfield Rival" is no common flower, and as such I trust it will not disappoint the expectations of the florist.

THOMAS HOGG.

Paddington, June 10th, 1833.

NEW METROPOLITAN FLORICULTURAL SOCIETY.—I beg to hand you for your use and perusal, the prospectus of this Society and their printed circular, announcing their first Tulip Show, as well as the circular of an intended exhibition of Dahlias, open to every one, not yet issued. The transactions of this Society, I hope, are destined to form an interesting and important feature in the pages of the "*Florist's Magazine*." Wishing you success in your new undertaking,

CRITO.

London, June 3rd, 1833.

METROPOLITAN SOCIETY OF FLORISTS, &c.

The object of the above Society is to promote the science of Floriculture, by awarding Prizes for the best productions, not only by the Members themselves at the Society's periodical meetings, but also at open shows, called occasionally in different parts of the country.

In pursuance of the latter determination an open meeting will be held at Mr. Botham's Salt Hill, on Wednesday, 18th September, 1833, when a series of prizes will be awarded for the best, the 2d, 3d, 4th, 5th, 6th, 7th, 8th, 9th, and 10th stand of Dahlias, containing twelve blooms, and not two of a sort. The principal Prize being a handsome Silver Cup, and the succeeding prizes being other pieces of plate appropriate to the occasion.

Six other prizes will also be awarded for the best six seedlings that shall be produced.

The entrance money for each stand to be five shillings till the 1st of June, seven shillings and sixpence till the 1st of August, and ten shillings after that time; and no person to open more than one stand. Entrance for each seedling two shillings and sixpence, and all persons may show as many seedlings as they please to enter. The flowers in stands must be entered, and in the tent erected for the purpose in the gardens, by twelve; and placed for the censors, at one; and any flower or flowers arriving after the clock has struck twelve will be inevitably disqualified from being shown.

Persons desirous of entering their names to show flowers may apply to any member of the Committee, or to Mr. Botham, Salt Hill, and at the next en-

suing meeting of the Committee, the name, if approved, will be entered accordingly: communications on any subject connected with the meeting may be addressed in the same way.

I have been much gratified in looking over the four numbers of your *Florist's Magazine*, a very cheap and commendable work, because it places the study of Floriculture within every one's reach. I beg to inform you, that the first public exhibition of flowers in the London Horticultural Society's Gardens was held on the 20th of May last. The day was fine and inviting, and the company most fashionable and numerous. The great display of flowering shrubs, such as Rhododendrons, Azaleas, &c., of greenhouse plants, as Geraniums, &c., and of flowers grown in the open borders, as Pæonies, &c., was most splendid and attractive. The show of fruits, as Grapes, Peaches, Melons, Cucumbers, &c., was equally good, and seemed to give general satisfaction. Above four thousand plants of Dahlias alone have been distributed this Spring among the Members; which, I hope, was only a genteel way of getting rid of them, to make room for better; for I saw very few there last year which I considered fine, or that were to my taste, being chiefly old kinds. I do not wish to alarm you, who have been one of the Society's old correspondents; but you must know, that a pretended literateur, an anonymous writer, in the day of Sams, the King's bookseller, in St. James's-street, has had the impudence to obtrude upon the public sundry silly remarks and strictures, reprehending the conduct of the Council, in which he threatens, that if they do not alter it, and adopt his views and profit by his hints; which means, that they should confine themselves in future to the culture of trees, shrubs, fruits, and vegetables, and leave floriculture to him and his associates of a new society,—he will make their grounds at Chiswick a "splendid desert" and deserted garden. This said person is also supposed to have written the long nonsensical review of "Hogg's Supplement on Florists' Flowers;" and to have presided as chairman at a Tulip Show, which was held last month at Hampton, in compliment to the Queen, whose patronage has been accorded to it, on condition of its taking place there, but whose meetings have been hitherto always held in some tavern, either in Gray's Inn lane, Cornhill, or Billingsgate. I was not a little surprised the other day in looking over our list of new-made members, to find his name enrolled as a Fellow of the Horticultural Society.

AN OLD F. H. S.

London, June 8th, 1833.

If gardeners were literary men, which without disparagement it must be confessed in general they are not, I should raise my voice against "Snow-drop's" proposal of applying the pruning knife; but as they are in general more conversant with the spade than the pen, they ought to be thankful to him for his suggestion to lop off the straggling shoots of their literary plants. It would save a deal of rigmarole, and their communications would be of equal value if expressed in a few words. A little trimming and correction would have been very beneficial to the communications of "T. K. SHORT," "An Amateur," and "J. C. H.," in which are to be found bad grammar, misquotation, and an abundant supply of unnecessary acid matter. These letters prove the necessity of a corrective pen, far more than any argument their authors have used against it.

IRIS.

July 1st, 1833.

[NOTE.—However properly the remarks of our correspondent may apply as to the incorrectness of style or expression, in the communications under consideration, we inserted them verbatim as sent us; and we think it right to add, that not one was from a practical gardener,—so that, as far as the three communications in question are concerned, they contain no "defects" of a practical gardener. In fact, as far as any thing ever sent us by such persons enables us to judge, nothing has come to hand that in the least degree merits reproach. If there has been a deficiency of style or expression, we have uniformly found good common sense, and every thing directed the nearest way to illustrate the subject under consideration. It is certain that a great majority of clever practical gardeners have not had the opportunity of ac

quiring a literary education, in the fullest sense of the word; yet in the rank of society they hold, we challenge a comparison with any other class, as to intelligence and industry, and they are by no means ignorant of every thing else but practical gardening. In confirmation of this statement, we could easily point out many gardeners, and also a number of their *literary* productions inserted in gardening publications.—CONDUCTOR.]

Your book on Floriculture seems likely to supply a great want. I hope you will confine it exclusively to that subject. I wish to ask you about the Heart's-ease—how is it cultivated? how are the varieties obtained and continued, especially the large dark blue? I wish you would give us a treatise on it.—I think your plate of plants should be arranged on some system, and be made illustrative of some article in the book. What do I as a florist care about Brook-lime? Suppose your last plate had consisted of several varieties of the *Calceolaria*: we should then have had a tolerable notion of that species and its principal varieties; and so of other flowers from time to time:—or of the various classes of the *Chrysanthemum*—as, for instance, one of the Quilled, one of the *Ranunculus* flowered, &c. &c. This would have given us a notion of the distinctions which florists make in their plants, and have completed the subject in some degree. Or of the *Auricula*, or the *Polyanthus*, in the same way:—or of the *Tulip*, shewing also the various distinctions which florists make in *Bizarres*, *Flakes*, &c. &c. A few good explanatory plates upon this principle would, I think, be new and very useful, if accompanied by a few illustrative notes.

AN AMATEUR.

[Our object is to meet the wishes of our respected correspondent, and to accomplish all satisfactorily to our readers, our utmost efforts shall be directed to the purpose.—CONDUCTOR.]

REFERENCES TO PLATES.

1. *Revell's Lady Wharncliffe*. Pink. This very superior variety was raised by Mr. JOHN REVELL, florist, Pitsmoor, Sheffield, in 1831. In 1832, it first bloomed, and was judged by very eminent florists to be the best Pink, in cultivation, of its class. The drawing was taken this season, but the flower was then in an imperfect state, not being more than half its usual size. It is of the purest white, and the dark colour is of the richest dark crimson. Its colours far exceed any other Pink. The petals are very broad, and well formed. The pods never burst prematurely. It is a very free bloomer. For culture, see page 101. We are glad to learn that the very worthy person who raised it has now one hundred young plants, and such may be obtained by applying to Mr. REVELL—(see this month's Cover.)

2. *Lychnis sylvestris*. Red Campion, Wood Lychnis. Flowers diœcious; petals cleft, crowned with four teeth; capsule one celled, roundish; leaves egg-shaped, acute; stem from one to two feet high, slightly clammy; panicle terminal, many flowered; petals thin, of a fine rose-colour. Perennial: flowers in May and June; grows in woods, hedges, and shady waste places; common.

3. *Calceolaria Menziana*. This most superb variety was raised from seed by Mr. JOHN MENZIES, the meritorious and industrious gardener to CHRISTOPHER RAWSON, Esq., Hope House, near Halifax, Yorkshire. We hesitate not to say, that no colouring can near display the splendour and richness of the flower. The profusion of its blossoms, with the fulgent richness of their colour, renders it infinitely superior to every other kind come under our notice. We have named it in compliment to the very worthy gardener who raised it.

4. *Mimulus variegatus*. Variegated flowered; monkey flower. The drawing was taken from a plant in the very splendid collection of plants at Earl FITZWILLIAM'S, Wentworth House, Yorkshire. It is a very pretty species. A native of Chile, lately introduced into France. It thrives the best if the pot containing the plant be placed in a pan of water. It bears seeds freely, and being probably not long lived, it is requisite to renew it frequently. It delights in a light, rich, loamy soil.

MONTHLY FLORICULTURAL CALENDAR FOR SEPTEMBER.

Annual flower seeds, as Clarkia, Collinsia, Schizanthuses, Ten-Week Stocks, &c., now sown in pots and kept in a cool frame or greenhouse during Winter, will be suitable for planting out in open borders next April. Such plants bloom early and fine, and their flowering season is generally closing when Spring-sown plants are coming into bloom.

Carnation layers, if struck root, should immediately be potted off.

China Rose cuttings now strike very freely; buds may still be put in successively.

Mignonette may now be sown in pots, to bloom in Winter.

Pelargoniums, cuttings of, may now be put off; plants from such will bloom in May.

Pinks, pipings of, if struck, may be taken off and planted in the situations intended for blooming in next season. See page 101, and present Number, for the culture of Pinks.

Plants of Herbaceous Calceolarias should now be divided, taking off offsets and planting them in small pots. For suitable soil, see the May number of the "Cabinet."

Verbena Melindris (*chamedrifolia*). Runners of this plant should now be taken off, planting them in small pots, and placing them in a shady situation. It should be attended to as early in the month as convenient.

Plants of Chinese Chrysanthemums should be repotted if necessary; for if done later, the blossoms will be small. Use the richest soil.

When Petunias, Heliotropiums, Salvias, Pelargoniums (Geraniums), &c. have been grown in open borders, and it is desirable to have bushy plants for the same purpose the next year, it is now the proper time to take off slips, and insert a number in a pot; afterwards place them in a hot-bed frame, or other situation having the command of heat. When struck root, they may be placed in a greenhouse or cool frame to preserve them from frost during Winter. When divided, and planted out the ensuing May in open borders of rich soil, the plants will be stocky, and bloom profusely.

Tigridia pavonia roots may generally be taken up about the end of the month.

Greenhouse plants will generally require to be taken in by the end of the month. If allowed to remain out much longer, the foliage will often turn brown from the effects of cold air, &c.

Plants of Pentstemons should be divided by taking off offsets, or increased by striking slips. They should be struck in heat.

THE FLORICULTURAL CABINET,

OCTOBER 1st, 1833.

PART I. ORIGINAL COMMUNICATIONS.

ARTICLE I.—*On the Cultivation of the Carnation.*— By T. G. S.

May I be allowed to introduce to the notice of your subscribers a few remarks on the cultivation of the Carnation, which, if these prove satisfactory, I intend to send them several hints on the management of various *Stage or Florist's Flowers*.

The following compost is recommended to be used for such Carnations as are grown in or near large towns—(in country places, where the air is more pure, experience has pointed out the propriety of using less dung and more loam, the sand as before:)—One-half rotten horse dung, one year old—one-third fresh sound loamy earth, and one-sixth coarse sea or river sand. These ingredients are to be mixed together in Autumn, laid in a heap about two feet thick, in an open exposure, and turned three or four times during winter. The operation of potting should commence about the middle of March, if the weather is not extremely unfavourable; but it should not, on any account, be deferred later than the end of that month. The pot in the first place should have an oyster shell, with its hollow side downwards, placed over the hole in the centre of the bottom; the pot must then be half filled with compost; the compost to be higher at the sides than in the centre of the pot, and one plant placed in each, having previously rubbed about half an inch off the surface of the old mould

above their stems, clearing them, and cutting off the decayed points of their leaves. The ball is to be carefully placed in the centre of the pot, and the spaces between it and the sides filled up with the prepared compost. It is very necessary to be attentive in placing the plants, that they be neither planted deeper nor shallower than they were before; the compost should, therefore, be high enough to replace the soil that was rubbed off in potting. When the plants are thus potted off for bloom, the pots should be placed in an airy part of the garden, under an arch of hoops, that in case of cold drying winds, heavy rains, or frosty nights, mats may be thrown over, to preserve them from the effects of such disagreeable weather; in this situation they are to remain, always open to the air, except in the cases above mentioned, and be kept regularly watered with soft water as often as appears requisite. When their flower stems are grown 8 or 10 inches high, it will be necessary to support them with sticks forced into the earth in the centre of the pot, to which the stems are to be loosely tied with small pieces of bass mat; these sticks should be as high as the hoops will admit, in order that the pots may remain under them as long as possible; but when the stems are grown too high for this situation, the pots are to be removed to the stage, and remain there till the time of blooming. The small sticks should be replaced with others more suitable for the occasion; these should be four feet long, regularly tapering a little from the bottom, and be painted green. If any small, green, winged insects appear on the stems or foliage of the plants, particularly upon or underneath the flower pods, they must be effectually extirpated or destroyed, either by means of a small soft brush or feather, by the application of a strong infusion of tobacco-water, or some similar easy and safe expedient. The calyx of many sorts contain a great number of petals, which, as they increase in bulk, will distend and burst it if not timely prevented; this generally happens a few days previous to the proper time for the blossoms opening, and will, if neglected, soon manifest the effects of such neglect, by letting out the petals on one side, thereby producing a loose irregular appearance, totally destroying that compact, graceful, circular form which a perfect flower ought to possess, and which is one of its greatest ornaments; but this disagreeable effect may be easily avoided by fastening a small narrow slip of bladder round the middle of the

pod where it is most swelled, and appears to have the greatest inclination to burst. The slip of bladder should be rather longer than is required to be stretched, so that one end of it may lap over the other, which, by the application of a little gum water, will adhere firmly together, and cover the pod completely.

When the upper part of the plant is necessary, the pots should stand upon a stage or platform of boards, raised about 12 or 15 inches above the ground, and should be very strongly supported, in order to sustain the immense weight of the pots without danger of giving way. The supports of this platform should stand in shallow leaden or earthen vessels, filled with water, to prevent the access of earwigs, which are destructive enemies to the blossoms of Carnations; they secret themselves commonly during the night in the calyx, and soon commence their depredations by biting off and devouring the lower ends of the petals, which, of course, will cause them to drop out and thereby disfigure the flower. The stands, or reservoirs, should be broad enough to allow an intermediate space of water, three or four inches wide, between their sides and the supporters, placed in the centre of each. The pots must be kept constantly watered during bloom, and no favourable opportunity should be neglected to afford them the full advantage of exposure to light and air, by drawing up the cloth covering, (which is supposed to be attached to the stage,) but no rain must be admitted to the blossoms at any period of the blooming. Some persons place their stage or platform on one side, others in the centre; but a double row of pots on each side with a commodious path in the middle, is preferable. It is advisable not to let every pod bloom, especially such sorts as are naturally possessed of but few petals, because it would render each blossom smaller and thinner, than if only one or two were left on each plant; it is, therefore, proper in this case, to draw out the small lateral pods close to the stem as soon as they can be ascertained, in order that the remainder may have time to reap due benefit by it; but those sorts that have remarkably large short pods, abounding with petals, must be suffered to bloom them all, or the greater part; although in general three or four pods are as many as ought to be suffered to blow on one plant. These rules, or remarks, admit of some few exceptions, but the instances seldom occur.

August 3rd, 1833.

T. G. S.

ARTICLE II.—*On the Cultivation of Heaths, (Ericas.)*

By PHILANTHOS.

Herewith I send you a few observations on the management of *Heaths*; should you consider them worthy a corner in your valuable periodical, they are much at your service.

I know nothing more easy of culture than most sorts belonging to this lovely genus of plants, if treated in a proper manner; and yet how many persons who attempt to grow them, lose great numbers every year, and I am convinced that nine times out of ten, it is because they are afraid of watering them too much, which is an erroneous idea, if the pot has plenty of drainage at the bottom. And I am satisfied by practical observations, if the mould is allowed once to get thoroughly dry, the destruction of the plant is completed, more particularly if the pot is filled with roots. Again it is evident that many persons injure their plants much, by placing them in a situation, exposed to the scorching rays of a burning sun, especially if confined in small pots, for I always find those *Heaths* to thrive best which are kept in a shady place, say a shady shallow pit, or in any other convenient situation.

In collecting peat, I always choose that which contains a pretty good portion of sand, digging it in turfs, not above three or four inches in thickness; I then lay it up in a heap, there to remain for two or three years before it is used.

When about to pot off, or shift my plants, I chop the turfs well to pieces, then rub it through a coarse sieve, (as I do not approve of using it too fine;) after sifting as much as will be wanted for present use, I add to it about one third of sand, and mix the two well together; at the bottom of the pot is placed a few pieces of broken crocks, then a layer of the coarse turf peat, or such as did not pass through the sieve; on that a little of the composition, in which the plant is potted. I likewise keep them well supplied with moisture hereafter, especially in dry weather.

August 14th, 1833.

PHILANTHOS.

ARTICLE III.—*On the Cultivation of the Carnation.*—

By Mr. ALEXANDER MACKENZIE.

As the *Carnation* is generally very difficult to cultivate true to its colours, I herewith send for insertion in the *Cabinet* the fol-

lowing remarks upon its culture, which is the best method that has ever come under my observation or practice. I propagate by layers in July, and when well rooted, plant them into small pots, using rich sandy loam, and place them in a shady situation until they are fresh rooted. I then plunge the pots in a south border, where they remain until severe weather comes on, when they are taken up and examined, and cleared from worms, and the soil in the pots firmed rather more than in ordinary cases; they are then placed in a cold frame, where they are kept until planted out for good, and only covered in severe or hot weather. Before reaching the Carnation bed, and before inserting the plants, I either roll or tramp it heavily, the same as is commonly done for onions; this process I find greatly prevents them from dying off at an advanced stage of their growth, especially when the soil is of a light nature.

During the years of my apprenticeship, a border was made up for Vines in front of a Vinery, which was composed of about four parts of strong adhesive red coloured earth, (perhaps more properly clay or mortar,) two parts of new rich earth from an old pasture field, two parts of well rotted horse dung, and one part of newly-slacked lime, the whole put together in Autumn, twice turned during winter, and put to use the following Spring. The above border when fully prepared, was selected for a Carnation bed, and which turned out to produce strong luxuriant plants, with brilliant flower colours, far beyond their usual growth during former years in the same garden. The above has since induced me to try the same compost for a bed of select Carnations, and I have found it fully to answer my expectations, by giving strong grown healthy plants, with rich colours, from 30 to 40 inches in height, and having strong erect flower stalks supporting their large flowers, very erect, without hanging much down, as is often the case,—altogether showing what is generally called a good Carnation.

As I do not see any communication on the Carnation as yet in the *Floricultural Cabinet*, I hope it will not be considered as filling up the pages with useless matter by giving a few of the necessary properties, considered by Florists to constitute a good flower, i. e. a strong calyx, about an inch long, sufficiently firm at the top to keep the base of the petals in a circular body, rising about half an inch above the calyx; the outer petals turning off gracefully in a convex form, ably supporting the interior petals

which gradually decrease as they approach the centre, forming an imbricated surface, so as their united beauties at once meet the eye. The outer or broad end of each petal should be without either pring or indenture, and of whatever colours the flowers may be composed, they should be perfectly distinct; each petal should have a due proportion of pure white,—Bizarres rather less than one half,—Flakes one half,—and Picotees rather more than one half. Bizarres are generally esteemed preferable to Flakes, when their colours are rich and regularly distributed, although not running in regular stripes from end to end of the petals as in Flakes, which should have their colours disposed in long regular stripes, narrowing gradually to the base of each petal, and ending in a fine point. I had two parcels of Carnation seeds sent me in 1830; one parcel saved at Naples, the other at Milan—both places famed for raising seed to produce good flowers. I raised above a thousand plants from each parcel, and the result was not a flower worth keeping in the whole stock.

ALEXANDER MACKENZIE.

Edinburgh, August 1st, 1833.

ARTICLE IV.—*On the Culture of Hyacinths, (Hyacinthus Orientalis.)* By MR. T. K. SHORT.

This most beautiful and highly fragrant plant is a native of the Levant, growing very abundantly about Aleppo, where it blossoms in February. It is supposed that it was first introduced into this Country in 1595. The first mention of it was made by GERARD in 1596.

Only single flowered Hyacinths were at first cultivated, until PETER VOERHELM raised some double ones, the first of which he named Mary, which sort is now lost, but his third, "The King of Great Britain," which is now looked upon as the oldest double Hyacinth, was greatly preferred, the price of which was then, 1000 florins, or £100 sterling per bulb.

Culture. When the situation is determined upon, the bed should be marked out, and the soil removed to the depth of three feet six inches. Take manure from an old hot bed, and fill up the excavation with it, nine inches deep, treading it lightly down, then

fill up the space level with the surrounding surface, with one-fifth rotten cow dung, clean from litter, one third fresh earth, one third sharp sand, and one sixth decayed leaves. The compost should be prepared at least six months before wanted for use, and it must be put into the excavation a fortnight before planting in. When the bed is settled the bulbs should be planted about the sixth of November, placing them eight inches asunder, covering each bulb with a little cone of sand, mixing the colours as much as possible. The whole is then covered with light sandy earth, four inches deep. I always hoop over my bed in order to secure it from frost, or heavy rains, and having a canvas awning ready, I fix it over when required. I never water the beds, as the rain that falls after planting is quite sufficient for the roots. As soon as the leaves are yellow the roots should be taken up, cut off the stem and leaves about half an inch from the crown of the bulb, laying them upon the bed, each upon its side, covering them with sand; in this situation they should remain a fortnight, until the bulbs get dry and ripe. They should then be removed and placed upon shelves, in a dry room, not allowing the bulbs to touch each other, and be laid with the base upwards.

Having seen in the fifth number of the *Florist's Magazine* an article on the Culture of Hyacinths, by SNOWDROP, induced me to send the present communication, knowing, from the practice of ten years, that if the bulbs are not annually taken up, they produce nothing but offsets, and I am confident if SNOWDROP had tried his plan for a few years, he would have found the result to be as I have stated.

I cannot now pass over the opportunity of thanking SNOWDROP for the honour he has conferred upon me by liking me to a bear, I perfectly agree with what Mr. GIRFORD has so wisely stated in his remarks, at page 143, and thinking that silence is the greatest contempt with which one person can treat another. I shall take no further notice of Mr. SNOWDROP's observations, but employ my time on some better objects. Should, however, the SNOWDROP's dare to raise their insignificant heads against the strength of mighty bears, they will have to seek a retreat in the back ground of the shrubbery.

T. K. SHORT.

Martin Hall, August 7th, 1833.

**ARTICLE V.—On the Culture of *Ixias*, *Gladioluses*,
Antholyzas, *Watsonias*, and *Lachenalias*. By CROCUS.**

Having cultivated *Ixias*, *Gladioluses*, *Antholyzas*, *Watsonias*, and *Lachenalias*, with the greatest success under the following mode of management, it is with much pleasure I forward them to you for insertion in your Magazine. And I do so with additional gratification, when I perceive that it is the request of a kinsman of mine SNOWDROP, who wishes to obtain information in the culture of this class of bulbous flowers.

All the above, and many other bulbous plants included under the natural order *Iridaceæ*, I have found to thrive best when planted in the open border, in a mixture of very light sandy soil and decayed leaves, and if this cannot be obtained conveniently, a little peat soil should be used as a substitute; the border should be close under a *south wall*. I usually plant them six or eight inches deep, so that no ordinary frost can injure them; I cover the bed all over with dry litter, this entirely prevents the strong frosts from injuring the roots, and it likewise keeps a great deal of wet from them, which is very liable to rot the roots, an excess of which would damage them. They are readily increased by offsets from the bulbs, which I generally take up at the end of September and separate them; when this is done, I again plant them. By this treatment they will flower much stronger than if grown in pots.

I have read over with great pleasure the several remarks of SNOWDROP'S, and I am sure if the above mode of treatment be practised by him, it will be found successful.—Your's, &c.

CROCUS.

Crocus Cottage, Aug. 31st, 1833.

On the Cultivation of Trevirania coccinea. By Mr. THOMAS APPLEBY, Gardener to the Rev. J. A. RHODES, Horsforth Hall, near Leeds.

Amongst the many interesting and beautiful plants which ornament our stoves and greenhouses, none is more worthy of care and attention than *Trevirania coccinea*, or what is perhaps better known as *Cyrilla pulchella*.

Having been successful for years in growing and blooming it to great perfection, I hope, through the medium of your pleasing publication, to bring it into more general cultivation, and make its merits better known as an ornamental and useful plant for the greenhouse stage during the summer months, when the proper inmates are enjoying the open air.

In February I take the pots of roots and turn them carefully out; I then choose the finest, and put one in each pot, (sixties,) in a rich light compost of loam, leaf mould, and peat soil, in equal parts, adding as much fine sand as will make it perfectly open, equal to at least one-sixth of the whole. I give them a gentle watering from a fine syringe, and place them in a Calcutta stove, or warm dung bed, not giving them much water until the plants make their appearance. As soon as their roots reach the sides of the pots, I re-pot them into larger pots, (thirty-sixes,) putting about one inch of broken pots at the bottom of each pot for drainage, and adding a little rotten cow-dung to the above compost. Water is now given more freely, as the plants advance in growth; I find at this stage of growth they thrive best in a rather shady part of the stove, but not too far from the glass. Every sunny day I syringe over the whole plant with luke-warm water; this is very beneficial to them, causing them to grow very fast, and gives them a clean, healthy appearance. I suffer them to show flower buds, and then finally pot them into twenty-fours, and remove them into the greenhouse, in the open sun on the stage, amongst Cockscombs, Balsams, *Salpiglossises*, &c., where they produce their brilliant scarlet blossoms in great abundance, to the admiration of every one who sees them. I had the blossoms on one plant counted, and they amounted to 257, many of which were nearly an inch across. The plant measured 2 feet in diameter, and was 20 inches in height, forming a splendid pyramid of scarlet

blossoms, mixed with handsome dark green foliage, making altogether one of the finest ornaments of the greenhouse during three months.

When the flowering season is over, I cut down the stems, and place the pots on a shelf in the stove, keeping them nearly dry until the returning season for potting, &c.

I think the above method far preferable to that of having clusters of plants in the same pots. I never saw such large flowers and healthy plants by the old plan as by single roots; and can confidently recommend my plan to your readers.

I shall send you shortly a paper on the cultivation of the genus *Salpiglossis*, another handsome family for the greenhouse in summer, if you think it would be acceptable to the readers of your *Floricultural Cabinet*.

THOMAS APPLEBY.

Horsforth Hall, Sept. 3, 1833.

PART II.

EXTRACTS.

Plants figured in the following Periodicals for September:—

Curtis's Botanical Magazine, 3s. 6d. coloured, 3s. plain. Edited by Dr. HOOKER, King's Professor of Botany in the University of Glasgow.

1. *Catasetum trifidum*. Trifid lipped. Class, Gymnandria. Order, Monandria. Nat. Order, Orchidea. Orchis tribe of plants.—For this beautiful and most interesting species of *Catasetum*, the Glasgow Botanic Garden is indebted to Mr. LOCKHART, who sent the living plant from Trinidad. It produced its large spike of flowers in May. Flowers in a loose, drooping spike, large, of lurid green colour, tinged, and copiously spotted with purple. Labellum very spreading, lying close within the lower sepals, of a rather darker green, and more deeply spotted than the rest of the flowers; the intermediate segment purple. Culture: increased by division of plant. Soil: peat and rotten wood. *Catasetum*, from Kata, downwards; and seta, a bristle, from the bristle-shaped appendages to the column which points downwards.

2. *Astragalus procumbens*, Procumbent Milk Vetch. Diadelphia Decandria. Leguminosae. This plant was raised from Chilian seeds, by Mr. CAMERON, Curator of the Birmingham Botanic Garden. It is found in the plains at Conception, Valparaiso, and Coquimbo, and will probably always require the protection of a greenhouse or frame. It blooms in May. Flowers: bright blueish purple and yellow. Culture: increased by division of plant. Soil: sandy loam. *Astragalus*, from Aster, star; and galea, milk.

3. *Dracophyllum secundum*. Second flowered. Pentandria Monogynia.—Epacridæ. The Epacris tribe of plants. This is a rare and highly interesting suffruticose plant, growing in the Royal Gardens at Kew, where it was raised from seeds sent by Mr. ALLAN CUNNINGHAM in 1823, and gathered near Port Jackson, where it was found growing in shaded ravines, in such humid situations as Ferns delight in. It is a singular looking shrub, with a good deal the habit of some monocotyledonous plants; the branches are terminated with a long and compound more or less dense raceme. Flowers moderately large; Corolla cylindrical, a little ventricose; pure white, excepting a dusky rim at the top. Culture: it requires a greenhouse, increased by dividing the plant. Soil: sandy peat. *Dracophyllum*, from *Drakos*, a dragon; and *phyllon*, a leaf, from the general resemblance in the form of the leaves to the Dragon tree.

4. *Cattleya Forbesii*. Mr. FORBES' Cattleya. Gynandria Monandria.—Orchideæ. Orchis (Parasitic) tribe of plants. A native of Brazil, and introduced to the gardens of the Horticultural Society at Chiswick, by their collector, Mr. FORBES. The plant flowered in June 1832 and 1833, but produced at each time only a one-flowered peduncle. Stem six to eight inches high, swollen, and somewhat bulbous. Flower large and handsome. Sepals and petals spreading, of a yellowish green colour, with a brownish tint. Lip externally white, three lobed at the extremity; the central lobe white, with yellow edge. Within the lip is very beautiful, having a broad deep yellow elevated line in the centre; the yellow gradually passing into rose colour at the edge, and the whole is marked diagonally with forked deep red elevated lines. Column whitish and marked with red lines. Culture: the same as other parasitical plants. *Cattleya*, named in compliment to WM. CATTLEY, Esq. of London, an eminent cultivator of plants and patron of Botany.

5. *Acacia verniciflua*, varnished Acacia. (Synonyms, *Acacia virgata*).—Polygamia Monocœcia. Leguminosæ. This species was discovered by Mr. ALLAN CUNNINGHAM, during Mr. Oxley's expedition in 1817, in the country around Bathurst, where it flowered throughout the Winter. With us it blossoms in Spring. The plant is of a very slender habit, and producing a profusion of deep yellow globular shaped flowers; has a pretty appearance. It was first raised at Kew, from seeds sent in 1823. Culture: requires a greenhouse; increased by seeds or cuttings. Soil: sandy loam and peat. *Acacia*, from *Akazo*, to sharpen; many species being thorny.

6. *Ceropegia Wightii*. Dr. WIGHT'S *Ceropegia*. Pentandria Digynia.—Asclepiadæ. (The *Asclepias* tribe.) This very distinct species flowered this Summer, (1833) in the Edinburgh Botanic Garden, where it had been received from the East Indies, under the name of *C. bulbosa*. The whole plant is glabrous, twining, fleshy. Flowers: about an inch long, white, stained with deep rose colour. Culture: a Stove plant; increased by cuttings. Soil: peat and loam. *Ceropegia*, from *Kerox*, wax; and *pege*, a fountain.

7. *Astragalus vesicarius*. Bladdered Milk Vetch. (Synonyms, *A. albidus*, *A. dealbatus*, *A. glaucus*.) Diadelphia Decandria. Leguminosæ. This very handsome and highly desirable species of *Astragalus*, is a native of the barren wastes in the South of France and of Russia, as well as of Hungary, and is perfectly hardy, flowering in May. The flowers are always of a rich purple colour at first, becoming darker and almost blue in age, yet they appear in a wild state to be sometimes cream-coloured. Culture: increased by division of plant. Soil: sandy loam. *Astragalus*, from *Aster*, star; and *gala*, milk.

Edwards's Botanical Register. Edited by JOHN LINDLEY, Esq.,
Professor of Botany, in the London University. Coloured
4s., plain 3s.

1. *Calceolaria crenatiflora*,—(description given last month, see page 162.)

2. *Dendrobium speciosum*. Shewy. Gynandria Monandria. Orchideæ.—Orchis tribe of plants. Scarcely any plant is more common in collections near London. It is often preserved in a greenhouse; in all cases it preserves

the deep green of its leaves, and its aspect of robustness, but it seldom flowers; this is owing to the weakness of the specimens, compared with what is natural to them in their own country. It is not enough to keep their leaves green and plump, it is also necessary that the plants should grow rapidly; then and then only will they yield their stately and beautiful racemes of pale yellow wax-like blossoms. It flourishes when kept in a warm damp atmosphere, in pots extremely well drained, and not exposed to the direct light of the sun. It is requisite to keep the plant free from slugs or woodlice, both of which delight in feeding on its exposed roots. *Dendrobium*, from *Dendron*, a tree; and *bio*, to live, growing upon trees.

3. *Calceolaria viscosissima*. Clammy. (Synonyms, *C. integrifolia viscosissima*, *C. rugosa macrophylla*, *C. rugosa latifolia*.) Diandria Monogynia. Scrophulariina. A beautiful shrubby species, with the habit of *C. integrifolia*, except that it has a far more herbaceous character. It is covered all over with viscid hairs, so densely, that it is difficult to separate it from any thing that is pressed upon it. It grows about three feet high, and produces ample profusion of golden-yellow flowers all the summer long. Culture: it is a frame plant, easily multiplied by cuttings. *Calceolaria*, (see page 107.)

4. *Lobelia Tupa*. The Tupa poison plant. Syngenesia Monogamia. Lobeliaceæ. Of this plant we read as follows in the curious Journal of Father Fenillee, who visited the West coast of South America between the years 1707 and 1712.—“All this plant is a most ready poison; its root yieldeth a deadly milk, as also doth its stem; the odour of its flowers produceth cruel sickness. When one handleth them, care must be had not to bruise the plant between the fingers; for if one thereafter rubbeth his eyes, some of the milk having touched them, a man will surely lose his sight, as hath been remarked by experience * * *. I found this plant on the mountains of the kingdom of Chily, as high as 37 degrees of south latitude.”—In the gardens it is an herbaceous plant, growing from three to six feet high, producing a number of unbranched stems, covered with broad grey leaves, and terminated by a raceme of dull but rich reddish purple flowers. It is not hardy enough to bear our Winters without protection, because of the wet; but keep it dry, and it requires no other care, for it will grow in any soil or situation. It flowers in August and September. Culture: increased by division of root. *Lobelia*, (see page 12.)

5. *Xerophyllum setifolium*. Tough leaved *Xerophyllum*, (Synonyms, *X. tenax*, *Helonias tenax*, *Helonias asphodelioides*.) Hexandria Monogynia.—Melanthaceæ. A most beautiful hardy herbaceous plant, having tall spikes of white and violet flowers, appearing in June and July. It grows very vigorously in peat soil. It grows wild in various parts of North America, especially in the sterile tracts called Pine-barrens, both on the East and West sides of the Continent. The natives, where it is abundant, weave their water tight baskets out of its tenacious leaves. *Xerophyllum*, from *Xeros*, dry; and *phyllum*, a leaf, in allusion to the texture of the foliage.

6. *Aster éminens*, curve leaved. (Synonyms, *A. junceus*, *A. longifolius*, *A. mutabilis*, *A. laevigatus*, *A. virginicus*.) Syngenesia superflua. Compositæ. A very common North American Aster, found in marshes and by the sides of ditches, from New York to Carolina. The leaves spread much when the plant is in flower, and the floral leaves are very taper pointed. The plant is a hardy perennial, growing often from five to six feet high, and bearing in the latter end of September a profusion of bright lilac flowers. The plant is common in gardens, and is often called *Aster salicifolius*. *Aster*, from *Aster*, a star.

7. *Gompholobium tenue*. Delicate *Gompholobium*. Decandria Monogynia. Leguminosæ. A little greenhouse under shrub, found on the South West coast of New Holland, by Mr. WILLIAM BAATER, from whose seeds it was raised in the Nursery of Mr. KNIGHT, of the King's Road, where it flowered in August last for the first time in this country. It is nearly related to *G. virgatum*, from which it differs in the proportion borne by the standard to the keel; and also to *G. venulosum*, from which it is distinguished by its very narrow leaves. Flowers: yellow, outside of the vexillum purplish. Culture. increased by seeds or cuttings. Soil. sandy loam and peat. It requires to

be kept in an extremely well-ventilated situation. *Gompholobium*, from *Gomphus*, wedge, shape of pod.

8. *Babera incana*, upright branching. *Syngenesia superflua*, Compositæ. A native of Mexico, whence seeds were obtained some years since by E. BARNARD, Esq. It is a half shrubby greenhouse plant, of little beauty, and possessing the peculiar odour of French Marigold. Flowers: golden colour, blossoms in November. Babera, after a Russian botanist of the name of BOBER, whose merits are now forgotten.

Sweet's British Flower Garden, coloured, 3s., plain, 2s. 3d.

Edited by D. DON, Esq., Librarian to the Linnæan Society.

1. *Alstræmeria aurantiaca*, orange flowered *Alstræmeria*. Hexandria Monogynia. Amaryllidææ. Introduced from Chile, by Mr. ANDERSON, the indefatigable collector, who accompanied Captain KING in his voyage of survey in South America. This plant requires the same treatment as *A. Simsii*, and appears to be quite as hardy as that species. *Alstræmeria*, from Baron C. ALSTRÆMER, a Swedish Botanist.

2. *Collomia lateritia*, red flowered *Collomia*. Pentandria Monogynia.—Polemoniaceæ. Introduced from Chile, by Mr. H. CUMING. It is distinguished from the *C. Cavanillesii*, of Messrs. HOOKER and ARNOTT, by its much smaller flowers, and by the tube of the corolla scarcely exceeding the calyx in length, while in that species it is nearly twice as long. It is a hardy annual, of very easy culture, and ripens its seeds freely, which come up spontaneously in the open border.

3. *Verbena venosa*, veiny-leaved *Verbena*. Didynamia, Angiospermia.—Verbenaceæ. This very showy species of *Verbena* is a native of the Pampas of Buenos Ayres, where it was discovered by Dr. GILLIES, and from seeds communicated by him to Mr. NEILL, plants were raised, which blossomed for the first time in the garden at Canonmills, near Edinburgh, in the summer of 1831. Colour, purple. It will be found to grow in almost any soil; is readily increased by slips, and blossoms abundantly in the open border during the summer months. *Verbena*, from Ferfaen, its Celtic name.

4. *Platyodon grandiflorum*, great bell-flower. Pentandria Monogynia.—Campanulaceæ. One of the showiest of this showy group of plants, and although introduced many years ago, it is still uncommon in our gardens. Colour, fine blue. It has entirely the habit of *Adenophora*, another genus separated from *Campanula*, and is chiefly distinguished from *Wahlenbergia*, by the broad petaloid bases of the filaments. It will be found to thrive best in a mixture of peat and loam, and is increased by parting the roots or by seeds. *Platyodon*, from the Greek *platus*, broad; and *kodon*, a bell-flower, great bell-flower.

The Botanic Garden. • Monthly, 1s. 6d. large; 1s. small coloured.

Edited by Mr. B. MAUND.

1. *Collomia linearis*, linear leaved *Collomia*, Pentandria, Monogynia. Polemoniaceæ. A native of North America; annual; introduced in 1826; height, 1 foot, flowers in May and June, colour, pink. It should be sown in autumn and spring, to secure early and late flowers; soil peat and loam. *Collomia*, from the Greek word, *kolla*, glue, alludes to the secretion of a glue-like substance on its seeds which hardens on their surface.

2. *Piptanthus nepalensis*, Nepal *piptanthus*. Decandria, Monogynia.—Leguminosæ. A native of Nepal; perennial; introduced in 1819; height, 8 feet; flowers in May and June; colour, yellow. It is a handsome evergreen shrub, which deserves a situation in every respectable shrubbery. Should severe frost occur in the first winter after this shrub has been transplanted.

we would recommend that a slight protection be given it. It is propagated by layers of the young branches. Piptanthus, from the Greek *pipto*, to fall; and *anthos*, a flower, the flowers soon falling off.

3. *Saxifraga Aizoon*, marginated saxifrage. Decandria, Monogynia. Saxifragæ. A native of the Alps of Europe; perennial; introduced in 1731; height, 9 inches; flowers in June. Colour: white, slightly spotted with pink. It will grow wherever a plant can be expected to grow. Saxifraga, from Saxum, a stone; frango, to break medicinal qualities.

4. *Salvia grandiflora*, great-flowered sage. Diandria, Monogynia. Labiatae. A native of South Europe; perennial; cultivated in 1616; height, 2 feet; flowers from June to September; colour, lilac purple. If it were requisite, the *Salvia grandiflora* could be propagated by cuttings of the young stems; but its increase at the root will generally suffice. *Salvia*, from *Salvus*, safe; medicinal qualities.

The Botanical Cabinet, 5s., ten plates, coloured; 2s. 6d. partly coloured. Edited by Messrs. LODDIGES'S.

1. *Erica canthariformis*. Octandria, Monogynia. A native of the Cape of Good Hope, introduced not long since; it is of upright growth, and flowers in May and June; colour, white; the flowers in shape resemble a little can. It requires the usual treatment of an airy greenhouse, and should be potted in sandy peat earth. It may be propagated by cuttings.

2. *Oxalis brasiliensis*. Decandria, Pentagynia. A native of Brazil, roots of which were received in 1829, from Mr. WARRE, who collected them himself. Colour, rose. It flowered in May, 1833, and is a very pleasing plant, as indeed are most of this extensive genus. It should be kept very well in the greenhouse, potted in light loam and peat: it increases itself freely by offsets.

3. *Solanum ligustrinum*. Pentandria, Monogynia. This is a native of Chili. Messrs. LODDIGES'S received seeds of it from Mr. CUMING, in 1831, and it flowered in May, 1833; colour, purple. It is a free growing shrubby plant, with slender branches, and may be easily preserved in a greenhouse.—It will propagate readily by cuttings, which should be potted in rich loamy soil.

4. *Ixia curta*. Triandria, Monogynia. This splendid plant is a native of the Cape of Good Hope; it grows to the height of about six inches, and flowers in May and June; colour, deep yellow. Succeeds best in a border close to the front wall of a stove, where it has the advantage of the open air, yet is very rarely frozen: the soil should be sandy peat. It increases itself freely by offsets from the bulbs, or by seeds.

5. *Pimelea sylvestris*. Diandria, Monogynia. This is a native of New Holland; it has been lately raised by Mr. KNIGHT; it flowers in May and June; colour, white and pink; and appears to be a small shrub with few branches. It requires the protection of an airy greenhouse, and will increase by cuttings or seeds, which appear likely to ripen in this country: the soil should be sandy peat.

6. *Pimelea hispida*. Diandria, Monogynia. This, like the preceding, was raised in 1830, also by Mr. KNIGHT; its growth and habit appear very similar; colour, rose, and it flowers likewise in May and June. It is from New Holland, and must be preserved in a light airy greenhouse. It should be potted in sandy peat earth, and may be increased by cuttings or seeds.

7. *Cirrhæa viridipurpurea*. Gynandria, Monandria. This curious plant is a native of Brazil, and has been lately introduced. It flowers in May; the flowers open all at once, and continue for a considerable time. It requires the stove, and succeeds very well potted in vegetable earth with moss and fragments of broken pot, increasing occasionally by separating the bulbs.

8. *Bleelia hyacinthina*. Gynandria, Monandria. A native of China, introduced in 1802; its flowers are exceedingly beautiful; they are produced during the spring months; colour, purple. It has been usual to keep this plant in the stove, but Messrs. LODDIGES'S find it to grow and thrive in a far supe-

rior manner in the greenhouse; it should be potted in vegetable earth with a portion of sand, and increases itself freely by offsets from the bulbs.

9. *Hoya Pottii*. Pentandria, Trigynia. This was introduced in 1824, from China, to the garden of the Horticultural Society, by their collector, Mr. Potts, after whom it has received its name. Colour, light yellow. It has been kept constantly in the stove, and flowered in the month of May. It may be increased without difficulty by cuttings, and should be potted in rich loam.

10. *Iris Hungarica*. Triandria, Monogynia. This is a native of Hungary; it has been lately introduced, and is quite hardy; colour, purple and blue.—It produces its pleasing flowers in the months of April and May, and is well worthy of a place in any garden. There is no difficulty of increasing it by dividing the roots. It will thrive in any good soil, either in a pot or in an open border.

COLOURS OF FLOWERS.—The fugitive property of some colours is well known, and in no way better exemplified than as they naturally exist in flowers. The fume arising from a common sulphur match, which is, in fact, sulphuric acid, will change purple and crimson colours to pink. The blue, in combination with red, is readily discharged; indeed a pink or purple flower might be completely bleached by holding it in the fumes of sulphur. Thus roses and dahlias have been made to assume a variegated and very novel appearance. Bright pink stripes and veins may be produced on the dark purple petals of pansies, and other dark coloured flowers, with a camel hair pencil and oil of vitriol, to yield rather a pleasing effect. Such lines should not be drawn to the edge of the petal, or a little injury will soon be evident; nor should they be strong nor near together, as they quickly spread.—*Maund's Auctarium*.

APPEARANCE OF LEAVES EXAMINED WITH A MICROSCOPE.—The back side of a rose tree leaf, but especially that of a sweet briar, appears to be diapered most excellently with silver. The back side of the leaf of English mercury seems as though it were rough-cast with silver, and the ribs appear to be stuck full of round white transparent balls, like innumerable grapes or oak apples, or bracelet of crystal with foot-stalks, by which they are fastened to the ribs and fibres of the leaf. A leaf of rue seems to be full of holes like an honey-comb; a sage leaf is like a white rug or shag, full of knots tasselled with white silver thrums, having one or two fine round crystal beads or pendants, as big as peas, fastened to every knot. Look at the back side of a nettle leaf, and you will see it full of needles, or rather long sharp transparent pikes, every needle having a crystal pommel, presenting the appearance of a sword cutler's shop, full of glittering drawn swords, tucks, and daggers. Of a similar appearance are the prickles of borage leaves and stalks.—*Field Nat. Magazine*.

TULIP FLOWERS UNDER TWO OR MORE NAMES.—Acapulco, or Siam; Hebe, or Queen of England; Andromache, or Globertine; Gloria Muudi (white) or Gloria Alborum; Hector, or Milo; Pretiosa, (fine) or Thunderbolt; Catharine, or Athalia; Duchess of Wellington, Boadicea or La Joil Blanc; Harmodious, Foudre de Jupiter, or Navarino; Tippoo Saib, or Buonaparte; Pearson's Helena, or Georgius Tertius; Matilda, or Rose Ruby; Heroine, or Triumph Royal; Triomphe de Flora, or Domingo; Alcon, or Alexander Magnus; Director General, or Gloria Mundi; Platoff, or Waterloo; Fortescue, or Albion.—*Hogg's Supplement on Flowers*.

REFERENCE TO PLATE.

MISS FANNY KEMBLE TULIP.

We have not had the gratification of ever seeing this deservedly highly famed flower. In fact, although we had heard of its existence, we could not learn in whose possession it was. For obtaining a knowledge of that, and otherwise assisting us in obtaining a drawing of it, by that clever artist, Mr.

E. D. SMITH, so that we have been enabled to insert it in our Magazine, we are under lasting obligations to our valued correspondent **SNOWDROP**. We only received information of the Tulip being in possession of **Mrs. DAVEY**, relict of the late **Mr. THOMAS DAVEY**, Florist, King's Road, Chelsea, a few days before the public sale of the plants of that once spirited, ardent, and successful cultivator of what is usually termed Florist Flowers. It will readily be seen by our readers that the flower, when the Drawing was taken by **Mr. SMITH**, was in an advanced stage of blooming, and on that account its colours, shape, and other previously regular and deservedly esteemed properties this flower possesses, was far from being as perfect as otherwise it would have appeared if taken at a more early season. At the sale of **Mr. DAVEY**'s effects it was purchased, having two offsets, by **JOHN GOLDHAM**, Esq., of Pentonville, London, for £72 10s. We have much pleasure and satisfaction to be enabled to give a more particular account of the Tulip, as given by a cultivator of florist flowers, and an intimate friend of the late **Mr. CLARK**, who raised it. The following account is taken from **Mr. HOGG**'s very excellent Supplementary Treatise on the cultivation of flowers—(see Cover of the June Number of this Magazine.)

“Among the new Tulips raised from seed by our own florists, which have been recently broken into colour, there are a few, beyond all doubt, of sterling merit, and worthy of every encomium; but I consider it the extreme of folly to endeavour to create and inspire a longing for any flower, which, in all probability, will not be gratified for five or six years to come; therefore, every florist must not expect to find in me a willing herald, ready to sound the praises of any such new flower. A really good flower wants no blazonry; it best bespeaks its own praise, and the fame of it soon gets abroad; if this fail, let those immediately interested undertake the office at the time they have any bulbs to dispose of. Yet, out of respect for the well known veteran florist, **Mr. DAVEY**, of Chelsea, now in his seventy-fifth year, and in whose breast the fancy for Tulips is as predominant as ever, who gave last Autumn one hundred sovereigns to the executors of the late **Mr. CLARK**, to cede him the possession of that loveliest of all Tulips, ‘*Miss Fanny Kemble*,’ I feel bound to attempt a short description of this flower, which was the pride and boast of its late owner, and which excited the envy and admiration of all the amateurs who went to view it. This ‘precious gem,’ a Bybloemen Tulip, was raised from one of **Mr. CLARK**'s seedling breeders, and broke into colour three years ago; it has produced two offsets since, and is adapted to the second or third row in the bed; the stem is firm and elastic; the foliage full and broad, of a lively green; the cup large, and of the finest form; the white pure, and wholly free from stain; the pencilling, on the petals, is beautifully marked with black or dark purple, and the feathering uniform and elegant; it preserves its shape to the last, the outer leaves not sinking from the inner; in a word, it is considered the first flower of its class, and the best that has ever been produced in England; being now in the possession of **Mr. DAVEY**, it may be viewed when in bloom at his garden, in the King's Road, Chelsea.”

PART III.

MISCELLANEOUS INTELLIGENCE.

QUERIES.

REQUEST OF SNOWDROP, &c.—**Snowdrop** asks if milk has been used to plants? **Evelyn** mentions a MILK DIET as beneficial for plants, orange trees if I recollect right, which are not quite healthy. I hope **Snowdrop** will give the result of his experiments.—Would not re-potting the *Cactus speciosissimus* in Spring into rich soil, and cutting off the tops, tend to throw the plant into flower?

August 20th, 1833.

C. C. C. C.

ON AUTUMN-FLOWERING ANNUALS FOR THE GREENHOUSE, &c.—In the monthly Floricultural Calendar for August you state, “many sorts of Annuals now sown in pots will bloom during Autumn, and make a fine show for a greenhouse.” Now I take it for granted there are others besides myself who are totally unacquainted with the habits and growth of a very numerous class of Annuals; for the information of such persons, perhaps you will have the goodness to insert in the next number of your Florist’s Magazine, a concise list of these Annuals to which you have thus previously alluded.

Baywater, August 15th, 1838.

A SUBSCRIBER.

[NOTE.—We did not receive the above communication till September 2nd, or we should have attended to the request in our September Number.—We are sorry it so happened, as the advantage of the present season cannot be embraced. The following sorts of plants, among many others, will be found to answer the purpose stated in our calendar. The seeds should be thinly sown in pots, in which they are to remain without transplanting; the pots should be placed in heat till the plants are up, and afterwards be kept in a warm out-door situation, and be well attended to with water. About the middle or end of September, “regulated by the coldness or mildness of the season,” the pots should be placed in the greenhouse, and the plants hereafter named we know will bloom freely till the middle or end of November:—*Anagallis indicum*; *Ageratum angustifolium*; *Browallia elata*, blue and white varieties; *Do. elongata*; *Do. grandiflora*; *Calceolaria pinnatus*; *Calendula pluvialis*; *Calliopsis bicolor*; *Do. Atkinsonia*; *Clarkia pulchella*, rose and white varieties; *Cleome roseum*; *Iberis umbellatum*; *Kauffussia amelloides*; *Lychnis roseum*; *Madia elegans*; *Mimulus floribundus*; *Mignonette*; *Petunia nyctiginiflora*; *Salpiglossis Barclayana*, hybrid and other species; *Scizanthus pinnatus*, porrigens, retusus; *Valerianella congestum*; *Verbena aubletia*; *Senecio elegans*, all the varieties; Larkspurs, tall branching and dwarf varieties.—CONDUCTOR.]

An anonymous correspondent in page 47, has made inquiry about the method of treatment required with Levick’s Incomparable tipped Dahlia, in order to have it produce tipped flowers. I have a plant of the sorts growing in poor soil, which I had been advised to cultivate it in, and although there is abundance of blossoms, all are of dull red, not a single tipped bloom. I beg the favour of Mr. LEVICK, the raiser of the plant, or some correspondent who knows the art of suitable culture, to favour us with the mode of culture.

Pimlico, Sept. 3rd, 1838.

JOHN EMORY.

ANSWERS.

ON THE NATURE OF SOILS, &c.—In reply to your correspondent W. W. J., (page 114,) relative to a description of the various kinds of soils named in his Query, I herewith send you a concise description of their nature, and a few observations concerning where they are generally to be found; also the method of preparing them for use. Loam, peat, and sand seem to be the three requisites for our purpose; to which we occasionally add rotted dung, and vegetable mould. From this mixture composts may be made to suit all plants.—First, of loam. This is a loose, friable kind of earth, the constituent particles of which crumble and separate easily in the hand; it is of various textures, the strongest approaching a clay, and so down in several shades, until the lightest becomes nearly similar to sandy peat; it is found of different colours, viz. reddish, black, yellow, &c.; sometimes it partakes of a saponaceous quality, approaching to a marl; this when predominant is not recommended for general use, yet there are some articles for which it may be used with success. Red or yellow seems to be the natural colour of maiden loam, as either will change to black as they become more or less mixed with other extraneous substances, such as dung, &c. Therefore, to have it pure, which is very material, one should prefer either of these, if they can be conveniently procured. The places to look for this kind of earth are generally in fields that have not been broken for a long series of years; also sheep downs or commons, most frequently running in dry banks. Its strata are of various

thickness, sometimes being little more than that which forms the turf or upper sward, and at other times lying from one to four feet under the surface. That is generally the best which is of a moderate depth, being more within the ameliorating powers of the sun and atmosphere; the other, lying deeper, and being known to abound with crude, unqualified matter, is very unfavourable to the growth of tender plants. This sort of soil is particularly adapted for striking cuttings in general, on account of its firm, close texture, and retaining moisture longer than either peat or sand. From its strength it seems more adapted to arborescent plants in general, which have powerful roots, that are seldom able to support themselves in lighter soils, more especially in dry seasons.—Second, of peat. The word peat is generally understood to mean common bog earth; however, that which may literally be termed bog, is by no means proper for our purpose, on account of its wet, coagulating nature, and tendency thereby to rot the roots of the plants; at least, if peat is to be taken from these situations, the very surface only should be chosen, as that is found to contain a greater portion of the fine, drying, opening kind of sand, so necessary to this species of soil. The places where I would recommend to look for the proper peat, are those dry, healthy commons, where it seems to form a medium between bog earth and sand; it is not unfrequently found forming a mere skin, over a bed of pure sand or gravel. The turf or sod, cut about four or six inches deep, is always the best for use, as it is in general the lightest, and abounds with sand, as already mentioned, which is, I think, invariably found to be the finest near the surface in such cases. Spots where the wild heath grows luxuriantly should be selected, as producing the best peat for use; but the peat answering for one species of plants will not be so congenial to another, brought from a very different situation and soil. It will therefore be obvious, that a supply of every variety of soil should be at hand. The peat should be laid in a heap for twelve months before used, and be turned over a few times. Most plants grow freely in peat during summer, but they require great care to supply them well with water. Plants in this soil are often found to perish in winter; the reason is, its extreme lightness, and the cold necessarily produced by frequent watering. Shrubby, hard wooded, and fine fibrous rooted plants, thrive well in peat and loam, about equal proportions.—Sand is not used alone, except for striking cuttings of plants in, such as heaths, &c. The soil of the interior parts of Southern Africa is excessively sandy; a considerable portion of sand should always be used in the composts in which plants from that country are potted in. Pit sand is the best for use; it is of a lively, vegetating nature, and is very superior to river or sea sand; the whitest is the best.—Vegetable mould is that kind of soil found in woods, produced by the annual fall of leaves, or by leaves being collected together, and a layer of earth and a layer of leaves being heaped together to the depth of half a yard or two feet; by being often turned, in a year or two it becomes perfect mould. It is of a very loose, light nature, and comparatively rich. In its simple state it is scarcely fit for the growth of any thing, excepting annuals, as its extreme lightness, like peat, renders it unable to support arborescent plants; however, when mixed with loam, having a more close and firm texture than itself, it is particularly useful for Cape plants, as geraniums, &c., especially for annuals.—Of animal manure, that procured from old hot beds, and rotted to a perfect mould, is the most suitable. When mixed with a portion of loam, it is the best for plants that have fleshy roots, also for half shrubby and herbaceous kinds of plants, annuals, biennials, &c. It is never used simply by itself, and rarely mixed with peat or sand.—I intend to continue my observations on soils at some future opportunity, and will forward them to you.

August 15th, 1833.

J. PRICE.

ON THE CULTURE OF *IXIAS*, &c. IN REPLY TO THE QUERY OF SNOWDROP.—Having noticed a query in No. VI. of the Magazine relative to the cultivation of *Ixias*, &c., by SNOWDROP, and as I have very successfully grown the plants he makes request about, I herewith send in reply the method I have pursued. I have cultivated *Ixias* with great success, in pots kept in a greenhouse, and in the open border.

Ixias in pots.—In May, when the leaves are dead, I turn all my bulbs out of the pots in which they have grown, and clean the bulbs. I then place them in partitioned drawers until October. I then repot them, putting four bulbs in each small pot; I use 30's. The soil I use is a mixture of equal parts of loam and peat. I place them in a cold frame until the foliage appears; then remove them into the greenhouse. As the plants advance in growth, and the roots appear through the bottoms of the pots, I remove them into larger sized pots, repeating it if required until the blossoms appear. I use liquid manure water, at all times, to the plants.—*Antholyzas*, *Watsonias*, *Lachenalias*, *Sparakises*, and *Tritonias*, flourish under the same mode of cultivation.

I observe, in page 68, a correspondent requests information about the culture of *Amaryllis Sarsiensis* (Guernsey Lilies), I beg to inform him of the method I have successfully pursued with that plant. The blossoms of this plant appearing late in autumn, and the foliage coming under the disadvantage of a declining sun, is the reason why the same bulb so seldom blooms for successive seasons, in this country. Having tried the method recommended by T. A. KNIGHT, Esq., President of the London Horticultural Society, and found it to answer well, I now send, for your correspondent Mr. PRICE, an extract from the Article published, of Mr. KNIGHT'S mode of culture:—"Early in the summer of 1816, a bulb which had blossomed in the preceding autumn was subjected to such a degree of artificial heat, as occasioned it to vegetate six weeks sooner than it otherwise would have done. It did not, of course, produce any blossoms, but in the following season it flowered early, and produced two offsets. These were potted in the spring of 1818, each pot containing one eighth of a square foot of mould, and were fed with manure water, and their period of vegetation again accelerated by artificial heat. Their leaves turned yellow with maturity, early in the present spring (1819). I entertained no doubt but that both the bulbs would afford blossoms, but I was very much gratified by the appearance of the blossoms in the first week of July." I have tried the above method, and found it to answer every expectation; but at the same time I think the trouble is more cost than the purchase of fresh-imported bulbs would be.

Martin Hall, August 16th, 1833.

T. K. SHORT.

We have made inquiry about a collection of *Auriculas*, and beg to inform our correspondent PAUL PAY (page 96,) that a most select collection is grown by Mr. JOSEPH WATERHOUSE, Florist's Lodge, Lady's Walk, Sheffield, and every sort in general cultivation can be obtained of him at a moderate cost, and true to their kinds. We inserted a plate in our June Supplementary Number, of a most splendid seedling named Waterhouse's Conqueror of Europe. Our draftsman had only a slight opportunity of taking a drawing of it, which Mr. WATERHOUSE states does not give the perfectness of the flower. We saw the plant in bloom at the Sheffield Horticultural exhibition, and it is in our opinion very superior to every other *Auricula* we ever saw. We have grown for a number of years 120 sorts, included in which was all the best kinds in general cultivation, but none of ours was any thing like equal to it.

CONDUCTOR.

REMARKS.

CARNATIONS are divided by Florists into the three following classes:—

1. Bizarres, or such as have two colours on a white ground.
2. Flakes, or such as have one colour on a white ground.
3. Picotees, have a white or yellow ground, spotted or pounced with scarlet, red, purple, or other colours, and are further distinguished by the serrated margins of their petals.

The following are what Florists call the good and requisite properties of a Carnation:—

1. The stem of the flower should be strong and straight, not less than 30, nor more than 45 inches high, and able to support the weight of the flower without hanging down, which flower should at least be three inches in diameter.
2. The petals should be long, broad, and substantial, particularly those of

the lower or outer circle of petals, commonly called the guard leaves; these should rise perpendicularly, about half an inch above the calyx, and then turn off gracefully in a horizontal direction, supporting the interior petals, which should decrease gradually in size as they approach the centre, and with them the centre should be well filled. All the petals should be regularly disposed, and lie over each other in such a manner as that their respective and united beauties should meet the eye altogether; they should be nearly flat, or with only a small degree of inflexion at the broad end; their edges should be perfectly entire, without notch, fringe, or indenture; the calyx should be at least an inch, sufficiently strong at the top to keep the bases of the petals in a close and circular body.

3. The middle of the flowers should not rise too high above the other parts.

4. The colours should be bright and equally marked all over the flower, perfectly distinct, the stripes regular, narrowing gradually to the base of the petal, and there ending in a fine point. Almost one half of each petal should be of a clear white, and perfectly free from spots.

5. The flower should be very full of petals, so as to render it, when blown, very thick in the middle, and the outside perfectly round.

ON PINKS, CARNATIONS, DAHLIAS, &c.—Pinks, in consequence of the hot and dry weather in May, have neither been very large nor very fine this year in the neighbourhood of the Metropolis; and for the same reason, Anemones and Ranunculuses were a complete failure. Carnations and Picotees, on the contrary, have been particularly fine, and their colours bright and clear; they came into flower a fortnight at least sooner than usual, and owing to the refreshing showers and cool moist atmosphere, have been of considerable duration. There is likewise every prospect of a good crop of seed since the hot weather has set in, especially with those florists who are at the pains to set the flowers by fecundating the stigma of the pistils or horns that make their appearance above the calyx, taking care to extract the withered and dead petals, which, if left in, are apt to imbibe and retain the wet, and thus rot the base of the seed vessel and render it abortive. Two of the best seedling Carnations that I have seen this year, are two purple flakes; the one is called *Lacelle's Queen of Sheba*, raised by a Clergyman near Cambridge; it is of excellent formation, the petals well rounded, the white good, and the purple bright and shining like enamel: the other is a full sized flower of equally good properties, having the petals well flaked with the deepest purple that I have ever seen in any Carnation; it was raised near Reading three years ago, and is expected to be sold out this Autumn at 10s. a pair, of which notice will be given in your Magazine; it is called *Alleyway's Wonder of the World*.

Dahlias to all appearance promise an excellent and early bloom, if the weather continue favourable; but if it should remain dry for any length of time, they will require to be watered freely. A most superb Dahlia, raised last year by Mr. WELLS, of Bickley, to whom we are indebted for *Agrippina*, *Lutea purpurea*, and other fine varieties, is coming out next May, under the name of *Lady Ramesden*, at 6s. a plant; it is perfectly double, large, and well formed, and the colour a very bright pinky rose. Permit me also to notice two other seedling Dahlias, in the way of *Levick's Commander-in-Chief*, that have been shewn this year; the first raised by Mr. BATES, of Oxford, has a broad crimson stripe up the middle of each petal, which is of a reddish purple; the other raised by Mr. HOGE, of Paddington, (the author of the excellent *Supplement on Florist's Flowers*,) is marked in the same manner with a bright crimson stripe, only the rest of the petal is of a dark purple.—One of the nearest approaches of variegation in a double Dahlia to that of a flaked Carnation, was seen in a French flower, called the *National*, exhibited by Mr. HOGE, at a meeting of the Horticultural Society in Regent-street, on Tuesday, the 7th of August; the flower was of a dirty white, or rather cream colour, with broad and narrow stripes of clove red, running irregularly the whole length of the petals; it excited much notice, though the flower was not of the best formation.

London, August 15th, 1833.

CARRO.

P.S. The Dahlias began to flower early this season, but they seem to suffer greatly from the ravages of earwigs, which do not seem fond of entering the

tin tubes recommended by DIANTHUS, of Malden, painted or unpainted; I think they are detested either by the cold smooth surface, or by the smell of the tin; wooden tubes of a similar form and dimensions appear more eligible, though they are not so durable. Some persons place on the tops of the stakes small inverted garden pots, known round London by the name of thumbs, loosely filled with a little dry moss or hay, into which the insects retire at the approach of day or of wet weather; these rather mischievous objects, of course, will require to be examined frequently, and the insects found in them destroyed; 48 or 32 sized pots fixed on the stakes, will protect the blossoms from the sun and rain, which are intended for exhibition, because it helps to preserve their freshness of colour the longer.

T. HOSE will be obliged to the Conductor of the *Florist's Magazine*, to correct an error in his letter of June 15th, respecting that admirable flower, the Springfield Rival Dahlia; it was raised by GEORGE LYNS, gardener to Mr. PERKINS, the Brewer, at Springfield, in Surrey, instead of near Bromley, in Kent; and Mr. INWOOD, in consequence of the improper interference of the person named GLENNY, was obliged to pay in money and Dahlias to the amount of £10 10s. for it instead of £5 5s., the sum first agreed on.

Paddington, Sept. 6, 1833.

EXHIBITION OF FRUITS AND FLOWERS AT THE LONDON HORTICULTURAL SOCIETY'S GARDENS.

The third and last public exhibition for the year took place on Saturday, July 20, in the Society's Gardens at Chiswick, distant from London five miles. The individual articles ticketed amounted to nearly four hundred, which were arranged with considerable taste by Professor LINDLEY, and Mr. MUNRO, the head gardener, in an immense tent, capable of containing at least 500 persons at a time, who moved round the tables in succession to inspect and examine these various productions of nature; the display of both was grand and gratifying to the view, and afforded much satisfaction to the company, which amounted, it is supposed, to 2,000 persons, consisting of the principal Nobility and Gentry then in London, the greater portion of whom were Ladies; the attendance also of nurserymen, florists, and the gardeners of the members was very considerable. The aim and object which the Society seem to have in view, in opening the gardens for these public exhibitions in honour of Pomona and Flora, in the three pleasant months of May, June, and July, to which every gentleman, gardener, and florist in the kingdom are at liberty to send the productions of their own gardens whether they belong to it or not, is not only to afford an agreeable recreation to the members and their friends when the town is in general full of company, but to encourage and excite a spirit of rivalry and competition among all growers and cultivators, by awarding their honorary medals to those who shall produce and exhibit the best specimens of fruits, with distinction of size, flavour, and other properties; and to such also as shall produce the most perfect blossoms of flowering shrubs, either cut or growing on them in pots, and the same of plants and flowers in general. At each of these exhibitions, three large Silver Medals and six Banksian ditto were awarded, which I think might be increased to four of the former and six of the latter, when the competitors are numerous, as was the case in July, some of whom were heard to murmur and say, "that there was little chance of getting a medal amongst so many that shewed."

The gardens seemed in good order, perfectly clear of weeds; the trees and ornamental shrubs looked healthy, but many of them seem to have out-grown their confined situation; there appeared, however, a deficiency of flowers, particularly of the new and choicer kinds of annuals which used to have so gay an appearance there. It is to be hoped that the Council, if they mean to continue those public exhibitions, which afford so much pleasure and are so well attended, will not suffer their parterres of flowers to be thus neglected; they ought, on the contrary, in the true spirit of gallantry, for the sake of those Ladies who are members as well as for the sake of their other fair visitors,

to increase the number of them; they might apportion at no great expense or labour, a part even of the Kitchen or experimental Garden now uncultivated, and lay it out in fanciful figured beds and compartments for all such plants and flowers as come into bloom in June, July, and August, taking care to plant or sow each compartment with a different species or variety; a solitary flower, however beautiful, if interspersed here and there with others in a garden like this, is in a manner lost; it is only in beholding them growing in masses that the effect is felt, and the eye gratified; this would in some measure obviate the complaint alluded to.

The management of the standard and trained fruit trees, which generally appeared in good bearing, does much credit to their owner, Mr. THOMPSON; no gardener who visits London ought to neglect taking a view of them, and to examine attentively the way in which they are pruned and trained. The ground itself being flat and level without any of those undulations of surface, natural or artificial, as the raised mound, the sloping bank, the mimic vale, and the murmuring rill, presents little or none of that picturesque beauty and grandeur which we meet with in some of the pleasure gardens of our Nobility.

DISTRIBUTION OF PRIZES.

The first large Silver Medal was awarded to Grapes, from C. DOWLING, gardener to Lady Clark; the second to Stove and Greenhouse Plants and Flowers, from Mr. REDDING, gardener to Mrs. Marryat, of Wimbledon; and the third to blooms of Carnations and Picotees, from Mr. HOSE, Paddington.

The first Banksian Medal to Pines and Grapes, from JOHN WILSON, gardener to the Earl of Surrey; the second to Flowers and Fruits, from S. SNOW, gardener to J. E. Palmer, Esq.; the third to Cookscombs and other Flowers, from J. FAULKNER, gardener to Archdale Palmer, Esq.; the fourth to Dahlias, from JOHN COOPER, gardener to Mrs. Law, of Cannon Hill; the fifth to German Stooks, from Mr. HORWOOD, florist, Twickenham; and the sixth to Carnations, Picotees, and Dahlias, from Mr. GEORGE GLENNY, of Twickenham, Editor of the Horticultural Journal.

No dissension that I heard of was expressed at the judgment and decision of the Committee of censors and umpires, whose duty it was to examine the various articles and to award the prizes.

The black Hamburgh Grapes sent from Lady Clark's, were of unusual size, in bunches of 4lbs. and 4½lbs. weight; the Racemes and Peduncles were of corresponding strength and magnitude; the only observable defect wanting to render them perfect, was a light brownish hue on a few of the berries instead of that dark rich bloom, which adds so greatly to their beauty, even if it does not improve the flavour; they were much noticed, for no others could compete with them. The Carnations and Picotees of Mr. HOSE were also among the most attractive objects at the exhibition; the flowers were remarkably fine, large, and distinct, and being ranged in four boxes set close together, produced a very striking effect; the first box contained 24 varieties of Carnations, the second 24 ditto of English Picotees, the third 24 ditto of foreign Picotees with yellow grounds, and the fourth 18 blooms of Self Carnations, of various shades.

The excellence of these Carnation blooms affords no small proof in favour of the mode of culture which is recommended and minutely described in Mr. Heco's valuable and recently published Supplement.

The display of Dahlias was pretty considerable, but the proper season for their flowering not having arrived, the blooms were neither distinguished for size nor variety of colour; there was a total absence of the striped, the mottled, the radiated, the tipped, and picoteed. It was impossible in such a moving crowd to minute down many of the flowers that were placed in the tent. There were several fine specimens of Fuchsia, Hibiscus rosa sinensis, Calligora flava, Lupinus ornatus, and of Salpiglossis in great variety. The flowers of Colochortus venustus, splendens and luteus, which are so much admired and so much coveted, shone with peculiar lustre; these plants, I understand, are still exclusively in the Society's possession.

It was whispered among some persons in the gardens, and asserted very confidently, that one man had gained a Banksian medal at one of the

ings for shrubs and flowers, the greater part of which had never grown in his own garden;—so little regard have some of those ambitious and would-be thought clever men to honour and fair dealing.

Two bands of music, belonging to the Guards, were stationed at each extremity of the garden, and continued to play from time to time several favorite tunes and pieces of music for the entertainment of the company. Numerous seats and garden-chairs were also placed in different parts for their accommodation. The occasional martial airs and animating sounds of the higher-toned instruments seemed to produce a heart stirring effect upon the younger visitors, who to all appearance greatly enjoyed the pleasant scene.

At six o'clock the exhibitors were at liberty to remove their several productions, which in some instances they had no little difficulty in effecting. Large groups of *belles actrices*, in the persons of fashionably dressed ladies, with longing eyes and watery mouths, were hovering round the tables, ready to take part in the concluding burletta, farce, and scramble. They soon commenced, "*sans grace and sans ceremonie*," a fierce and desperate attack upon the remaining fruits and flowers. This excited at once the merriment and the surprise and disgust of the less aristocratic and better behaved part of the company. Some, in eager haste, according to their various tastes and predilections, were loudly inquiring for the best flavoured melons, cherries, and gooseberries, and others for the sweetest grapes, peaches, and nectarines; while the minor and less inviting fruits, apples, pears, plums, currants, &c. passed unheeded. One Lady of rank was seen to carry off in triumph an immense bouquet of flowers; and another amazonian Dame seized a punnet of grapes, and made good her retreat backwards, when she partook of them with her party of friends outside. Such scenes are to be witnessed at those meetings, but not to be applauded, at which experience, I suppose, has taught those ladies that nothing is to be got without this unlady like struggle; some plan for a more general and equitable distribution of them ought to be devised and acted upon by the Council.

At the conclusion of this scene, about half-past seven, a heavy shower of rain came on, though the weather had been most favourable till then, which dispersed the company and drove them reluctantly, some to their close carriages, and some to the tents prepared in case of such an untoward occurrence; others resorted to the booth of Mr. GUNTER, the commissary purveyor on the occasion, and sought for consolation and refreshment by partaking of some excellent Wines, Coffee, Biscuits, &c. which were supplied at moderate charges, marked on a board outside.

"SIC TRANSIT GLORIA MUNDI."

MONTHLY FLORICULTURAL CALENDAR FOR OCTOBER.

AURICULAS.—The plants should now be taken into Winter quarters, by placing them in frames, &c. A layer of lime rubbish, or coal ashes, should be sprinkled over the surface; upon this prepared bed let bricks be laid in rows, so that the pots can stand thus elevated, which admitting a free circulation around the pots and plants, is very beneficial to the latter. At all times through the Winter, admit all possible air, so that the plants be protected from wet, and never water the plants over the foliage, nor give any to the roots till they are quite dry, particularly in frosty weather; for during its severity, the drier the roots are, the less will the plants suffer.

ANNUALS.—Seeds of most kinds will now be perfected; if not before, they should be gathered before frost operate upon them, or in many instances the seeds would be destroyed by it, more particularly so, if with the frost there is wet.

ANNUALS.—Seeds may still be sown in pots for planting out next Spring.—(See last Month's Calendar.)

BIENNIALS.—Plants of this class may now be successfully planted out, so that they may strike root before Winter sets in. When Biennials are delayed

planting out till Spring, they do not bloom so vigorously or profusely as if planted in Autumn.

CALCEOLARIAS.—Plants of the Herbaceous class out in open borders, should have any offsets taken off and potted, in order to have Winter protection, and be suitable plants for turning out next Spring.

CUTTINGS, or Slips of shrubby Calceolarias, Pelargoniums, Fuchsias, &c. may still be successfully put off, for striking the earlier in the month, the better they will succeed. (See last month.)

CARNATION LAYERS, if not taken off and potted, should be done early in the month, and be placed in frames for Winter protection.

CHRYSANTHEMUMS, in pots, should be taken into the greenhouse or cool frame, admitting all possible air at every opportunity, for if the plants be drawn, the blossoms will be weakly, and the colours not near so fine as they would otherwise be. When Chrysanthemums are trained against open walls, it is of service to protect them, by means of a boarded ledge about ten inches broad, being placed over the tops of the flowers at nights. When supporters are driven into the wall, and such have a turned up end to prevent the board sliding off; it will be found a perfect screen from frost; the boarded protection may be removed during the day, so that no unsightly appearance will be caused by it.

DAHLIAS.—Frequently the surface and crowns of the roots of Dahlias planted high, will be quite exposed from rain washing off the soil, or by other means. If the frost (which often comes keenly and suddenly towards the end of the month,) should operate upon the roots, such would be so damaged as probably to rot them during Winter, or if not so severely affected, probably every eye will be so injured as not one will push a shoot next season. To prevent this damage, let two or three inches deep of soil, or rotten tanner's bark, be spread over the roots close up to the stem of the plant, and extending one foot or more round it; this will obviate the liability of suffering by frost, thus the plants may be permitted to remain blooming till cut off by it. At the end of the month it will probably be necessary to take up the old roots.

DUTCH ROOTS, as Tulips, Ranunculuses, Anemonies, Hyacinths, &c. may be planted at the end of the month. For the proper mode of performing this operation, see the preceding Numbers of the Cabinet.

HERBACEOUS BORDER PLANTS, may now be divided and re-planted. Bulbous-rooted Irises, Lilies, Narcissuses, Crocuses, Snowdrops, &c. that have not been re-planted for the last two years, should be taken up, divided, and be immediately planted again.

HYACINTHS, and other Dutch bulbs required to bloom in pots as early as Christmas, should be planted early in the month; the pots being plunged to the rim in a warm south border or frame, till the bulbs push roots, and then be introduced into a hot bed frame, &c. for pushing them into bloom.

LOBELIAS.—The various kinds of Lobelias grown in open borders in Summer, and requiring protection in Winter, such as *L. fulgens*, *splendens*, *speciosa*, *cardinals*, &c. should now be taken up and potted. This attention will be more necessary in cold parts of the country, as in warm climates; the above plants will endure our Winters, and in that case, Spring is the best time for dividing the offsets from the parent plant.

PINKS.—One or two year old stocky plants of Pinks grown in the open borders, if taken up and potted, may be introduced into heat from the beginning of December, and will bloom early in Spring.

ROSE TREES.—Plants established in pots, now taken into heat, will bloom at the end of December, or early in January.

THE
FLORICULTURAL CABINET,

NOVEMBER 1ST, 1833.

PART I.

ORIGINAL COMMUNICATIONS.

ARTICLE I.—*On the Culture of the Gardenia florida.*

By ARISTIDES.

I have purchased and perused the different Numbers of your *Floricultural Cabinet, and Florist's Magazine*, with great satisfaction; and if I have not received instructions from them, it is not the fault of your correspondents, or yourself. But being anxious to encourage your Magazine, as well as to assist in the diffusion of information, as far as my experience and ability will permit, induces me to pen the following detail of my method of cultivating those very fragrant exotics, the *Gardenia florida* and *radicans*, which, on your reception, should you judge worthy a place in the *Cabinet*, I shall feel highly flattered by its insertion therein.

The compost I prefer is a mixture of the following ingredients: two parts turfy peat, two ditto leaf mould, one ditto turfy loam, and one ditto pit or river sand, free from oxide of iron—well chopped and incorporated together before using, but not sifted.

Propagation.—About the end of March I take as many cuttings of the young and half-ripened wood as I want young plants, at from an inch to an inch and half long, and prepare them by dressing off a few leaves at the bottom end, and cutting a section close under the lowermost joint, with a sharp knife. I then take a pot of a size suitable to the quantity of cuttings, and fill it to within three inches of the top with broken pots. Over these I place a thin

deteriorate. To such of your readers as may be ignorant where to get good foreign bulbs, I should say, go to CHARLWOOD, 14, Tavistock-row, Covent-garden, where you are sure to get what you order.

INNOVATOR.

Sept. 10th, 1833.

ARTICLE III.—*On piping Pinks.* By SNOWDROP.

Although it is very desirable that successful variations of culture should be recorded, yet, as the humble florist not possessed of a superfluous abundance of those means necessary for carrying minute detail into execution, may not be deprived of the pleasure of raising flowers himself, I shall upon this, and any other occasion that occurs, when in my power, give a simple method of producing the same effect. The modes pointed out by Mr. REVILL and INNOVATOR are both no doubt very excellent, but Pink, Carnation, and Picotee pipings will succeed nearly as well when pricked out in the open ground as when reared under glass; they will only require more time to root. The situation to be chosen is the chief thing to be considered. This must be entirely shady. The earlier the piping is commenced, the greater will be the chance of success; and constant but light watering in dry weather will be required. Those who are not dexterous at piping may plant slips, with very nearly equal success. To guard against worms, which are great plagues, INNOVATOR's plan of a layer of lime and ashes under the mould is doubtless very useful.

SNOWDROP.

ARTICLE IV.—*On the Culture of Fuchsias in the open Border.* By A JERSEY GARDENER.

From a perusal of the *Cabinet*, I observe a number of correspondents appear anxious to know the culture of that beautiful family of plants, the different varieties of Fuchsias; and other persons appear equally anxious to give their opinions and practice on the subject. Therefore, among the rest, I shall endeavour to offer a few remarks on the same class of plants; and if you deem them worth inserting in your valuable little work, they are perfectly at your service, as well as any other result from experience

that may come under my notice, and which shall be forwarded to you from time to time. I should not have troubled you with these remarks but from the certainty of the advice already given in your pages being very little calculated to meet the wishes of an amateur, or any other person who may be desirous of growing these beautiful plants to perfection with as little trouble as possible. However, before I offer you my own experience, I must beg to say a word to S. J., in the March Number of the Magazine, page 7, as he does not seem to write like a practical gardener, unless he has got a great deal of spare room in his greenhouse, which is not the case with every one, especially those which have only a small frame, or room, to strike them in for the winter months; for he recommends taking off young shoots in the month of September, and to insert them in a pot filled with sand, and strike them in a hot bed, and when rooted to pot them off in 48-size pots, which is certainly very absurd in at least three different ways. The first is in recommending a hot bed to strike the cuttings in, which is a thing not every where to be met with at this time of the year; consequently, those that have no hot bed must have no Fuchsias under this system. In the second place, it is absurd, being a bad time of the year; for it would be at least near November before they would be fit to pot off, which is in general a dark cold month, not a very congenial time to remove young tender plants just rooted from a hot bed and transplant them, and then immediately put them into a cold greenhouse, where they will be at the risk of being damped off. And thirdly, in recommending 48 size pots to put them in whilst in this young state, as nothing can be more injurious to young tender plants than to over-pot them at first. If he had recommended thumb-pots, or small 60's, I think it would have been more compatible with common sense; for the plants would be much healthier, and a great deal of room saved.

But I will now proceed to lay before you my mode of treatment, and I believe I grow them as fine as any in England. I have plants now of the *Fuchsia gracilis* in full bloom, which are eight feet high, all the growth of this summer. About the first week in May, I prepare my border; if poor, I put in a good quantity of rotten vegetable mould, dig it well down, and level the border. I then make a good sized hole, and work up about one-third sea-sand (if to be had—if not, good drift sand will do) with about two-thirds

rotten leaf mould, which I work into the bottom of the hole. I then select a stout woody plant, if to be had, and turn it out of the pot with the ball entire, and fill up the hole with the same compost as used for the bottom, which will make the plant shoot tolerably free the first summer. I let the plants remain out all the winter without any further trouble, as all the sorts will endure the cold of winter, excepting *Fuchsia arborea*, which I find the tenderest of the whole tribe, and I have 18 sorts; for although *F. excorticata* has been considered by many as a stove plant, I have now plants about five feet high, and six in circumference, which have stood out two winters without the least protection. But this of course could not be expected in the north of England. I differ from Mr. SHARMAN'S mode of cutting them down in the autumn. The sap then being often in full circulation, it renders them more liable to be injured by the frost, although they might be covered up, as the wounds are continually oozing out the sap, which consequently causes them to shoot weaker in the spring, if they are not even killed by the frost. I let them remain all the winter without cutting. About the beginning of April, I cut them close down, which causes them to throw up an abundance of young shoots, which, when about a foot high, instead of thinning, I take some compost as directed above, viz. leaf mould and sand, and lay round the roots. I then bring down as many of the young shoots as I think proper, tongue them on the upper side, and peg them about three inches beneath the soil, leaving about five or six shoots to run up for flowering, according to the size of the plant. In about six weeks, I have an abundance of well-rooted young plants, about a foot high, which I take off and pot in 48-size pots, and place them in a cold frame, being careful to shade them while the sun is upon the frame. Thus, in about two months, I obtain a lot of fine young plants, which flower through the whole summer; saving myself the trouble of making hot beds, potting in 48-size pots, and keeping them in the greenhouse all the winter, a process of more than six months' attention.

I hope my remarks will not offend S. J., as it is not my intention to do so. I should have made these remarks before, but it did not come under my particular notice.

A JERSEY GARDENER.

NOTE.—We shall be much obliged by a continuance of favours from our respected correspondent.—CONDUCTOR.

ARTICLE V.—On the Culture of Pansies, (*Viola tricolor.*) By the CONDUCTOR

Amongst the beautiful and ornamental plants of the flower garden to which the attention of Floriculturists has of late years been directed, may be ranked as truly interesting and attractive, the very striking, humble, and most lovely varieties of Pansies. There can scarcely be any end to the varieties that can be raised, as they produce seeds so very abundantly.

Within the last six years nearly two hundred very handsome and distinct varieties have been raised. An extensive collection of the most superb kinds are cultivated for sale by Mr. Hogg, Florist, Paddington, near London. Doubtless each successive season there will be additional splendid varieties raised, and judging from the past, we may unhesitatingly say, we are only in the dawn of the *Viola* era, and that ere long they will become a conspicuous ornament to flower gardens in general. Pansies not only recommend themselves to notice by the brilliancy and variety of colours, and the profusion of flowers they produce, but also, by attention to culture, they will exhibit a duration of blooming from May to November, which includes a period of at least seven months. The facility with which all the kinds can be propagated, and the very little attention they require afterwards in culture, are additional recommendations.

Viola is from the greek, *Ion* : Nicander in his *Geoponicks* states, that the Grecians called it *Ion*, because certain Nymphs of *Ionica* gave that flower first to Jupiter. Others say it was called *Ion*, because when Jupiter had turned the young female whom he loved into a cow, the earth brought forth this flower for her food, which being made for her sake, received her name. Such is the incredulous, fabulous account of its name. *VITRUVIUS*, in his seventh book on *Architecture*, states, “That the azure of Athens colour is made from violets. The dyers, he says, when they would counterfeit sile, or azure of Athens, put the dried violets into a vat, kettle, or cauldron, and boil them with water, afterwards when it is tempered, they pour it into a linen strainer, and wringing it with their hands, receive into a mortar the liquor coloured with the violets; and steeping earth of *Erethria* in it, and grinding the same, they make the azure colour of Athens. By adding milk to it, they make the gallant purple.”

The *Viola tricolor* has been known in this country by a variety of names, as Herb Trinity (in allusion to the three colours frequently contained in one flower), Heart's-ease, Pansies, Love in Idleness, Cull me to you, Cull me sweet, and Three Faces' under one Hood.

MATTHIOLUS says that the Pansy is found growing in a wild state on Mount Baldus, in Italy; and LOBEL says that it grows wild in Languedoc, in France. It is also said to grow wild in Japan. Nevertheless, it is generally considered to be a native of England, at the first found growing upon the tops of high hills. GERARD adds, that in his time he had not seen the same, from which it appears that the plant was not at that period very general in this country in a wild state, if even a native.

Culture.—New kinds are raised from seed; this may be collected during most of the summer months. Seed gathered at any time up to September, may be sown immediately. The plants will then have sufficient time to be firmly rooted before winter, and not be liable to be cast out by frost, nor to damp off. The seed should be sown in a shady situation, upon a bed of light finely sifted soil. After sowing the seed, sift a little mould over, so as to cover it, and no more; then gently press the surface with a flat board, to cause the seed and soil to adhere together, by which means the former will more certainly vegetate. The plants will generally appear in a week or ten days. When they are about an inch high, they should be transplanted into the beds in which they are intended to flower, four inches apart. Choose an open, sheltered situation. The plants will flower the following spring.

Seed gathered after the first of September had better be reserved for sowing the following April, unless sown in pots or boxes, and thus be able to protect the young plants from the severity of frost.

It sometimes happens that if the seed be left on too long, the pods are apt to burst open, and to scatter it on the ground, where numerous young plants will spring up in the autumn, particularly if a little fine mould be strewed on the surface round the old plants. These seedlings may be taken up any time in September, or the beginning of October, and planted out in beds to flower the spring following, when the finest may be selected for keeping, and the inferior ones cast away. Several of course will resemble the

mother plant, but I have no doubt that the same pod of seed will produce many different varieties, both in colour and shade, as well as in the form and size of the petals. Mr. Hogg informs us that he gathered several pods of seed the early part of June last, which he hardened for a few days in the sun, and then sowed them in large pots, which he kept moderately moist in a frame, and shaded during the middle of the day when necessary.

These plants were pricked out in the ground about the middle of August, and many of them are now coming into flower, and are of the choicest description. The largest flowers are generally found on young vigorous plants, and in the earliest part of the season, many will measure $2\frac{1}{2}$ inches in length, and 2 inches across the two upper petals; the colours, variegation, and pencilling are then more uniform and regular than they are towards the end of summer. The prevailing colours of the Pansy are purple, both light and dark, as well as red and blue shaded, white, orange, and yellow of different shades, and these often separate on distinct flowers, which are called self or plain coloured; but more frequently two, three, or four of those colours are combined and distinctly marked on the same flower. It is this singular combination of colours that heightens their beauty, and distinguishes one variety from another. Some come of a reddish bronze or copper colour, as in the one named the "Copper Captain"; as if a purple flower had been impregnated with an orange one, or *vice versa*. I have seen a beautiful seedling this summer, marked with five distinct colours: the two upper petals were of deep purple; the two next or middle ones were of pure white, with a light blue, or azure-coloured, blotch or spot on each; and the bottom petal near the eye, as far as the pencilled lines extend, was of deep orange; the remaining part was buff, with a triangular purple spot at the end.

Pansies grow very readily, and soon spread widely. When the plants thus extend, the soil being exhausted, and the stems smothering each other, the overgrown roots produce only small flowers. It is therefore necessary, in order to have fine flowers, frequently to renew the plants.

Propagation by cuttings, to be successful, ought to take place at the end of May, or early in June. If left till July or August, the success will be hazardous, because the flower-stems get hollow and pithy. The readiest and most certain way is by layers, and

making a slight incision in the joint in either of the above-named months. The cuttings may be placed singly in thumb-pots, in a little light sandy mould and well-rotten dung, and set in a cucumber frame, which is at work, to be kept moderately moist and shaded; or they may be stuck in the ground under a common hand-glass, with coal-ashes under, to prevent the worms casting them up; but if placed on gentle bottom heat, the glass ought by no means to be shut down close, or they will be very liable to damp off. Propagation by dividing the roots may be done in moist weather, any time from July to September. The plants thrive best in well-manured loam, in a shady situation, and preserve their flowers longer; though they will grow and flower abundantly in almost any situation.

Collections of Pansies have been exhibited this summer in most of the Horticultural Meetings, which have taken place in different parts of the country. Their cultivation is at present a favourite pursuit with many of the fair sex, who seem to find pleasure in raising new varieties.

CONDUCTOR.

PART II.

EXTRACTS.

Plants figured in the following Periodicals for October:—

Curtis's Botanical Magazine, 3s. 6d. coloured, 3s. plain. Edited by Dr. HOOKER, King's Professor of Botany in the University of Glasgow.

1. *Lychnis Pyrenaica*, Pyrenean Catch fly. Class, Decandria; order, Pentagynia; natural order, Carophylles. An highly interesting plant, well suited to ornament an alpine border or rock work. It succeeds well likewise when grown in a pot. The plant is an inhabitant of rocky places in the Bassee Pyrennes. It is perfectly hardy, and grown in the Glasgow Botanic Garden. Flowers: grows in forked panicles of from three to six flowers in each panicle. The flowers are small, delicate, and of a pale rose colour. *Lychnis*, from *lychnis*, a lamp; the down of the leaves appearing as wicks.

2. *Pimelea arenaria*, sand *Pimelea*. Diandria, Monogynia. Thymelea. A small erect shrub, branched in a forked manner, the branches hairy. Mr. ALLAN CUNNINGHAM states, "This interesting *Pimelea* I found growing on the bare, exposed sandy ridges at the entrance of the river Hokianga, on the western coast of the northern island of New Zealand, where it was observed in

flower in the months of September and October, 1826. It was introduced by Mr. CUNNINGHAM in 1827 to the Royal Gardens at Kew, where it has bloomed. Flower capitate, terminal, pure white. *Pimelea*, see page 60.

3. *Plagianthus divaricatus*, spreading. Monodelphia, Decandria. Euphorbiaceæ. This plant was found in New Zealand by Mr. ALLAN CUNNINGHAM, and introduced into the Kew Gardens. It bloomed there in May, and fruited in July, 1833. It is a shrub that has little to recommend it on the score of beauty, but from its variety and structure. Flowers, yellowish, about an inch across. Plagianthus, from plagios, oblique; and anthos, a flower, from an obliquity or irregularity of the petals.

4. *Beaufortia Dampieri*, Dampier's *Beaufortia*. Polyadelphia, Polyandria. Myrtaceæ. Apparently a dwarf shrub, with many opposite, or subverticillate, tortuose, and sometimes reflexed tetragonal (taken in conjunction with the leaves) branches, which when the leaves are fallen away, are quite rough, with prominent teeth and scars. Leaves small, coriaceous, closely placed, beautifully quaternate, generally reflexed. A rare plant, and one of the few shrubs that are to be found upon the barren, loose, sandy downs of Dirk Hartoy's Island, off Sharks Bay, on the West Coast of Australia, where seeds were gathered in 1822, during the surveying voyage of Captain P. P. KING, from which plants were raised and flowered at Kew Gardens. It is the same plant which the celebrated Navigator, DAMPIER, gathered in 1669, on the sterile shores of the neighbouring main, namely at Sharks Bay. The flowers are numerous, collected in whorls below the extremity of a branch, very pretty. Petals small, yellow, or brownish green, reddened towards the apex. Filaments, pale rose, very conspicuous in colour. Its fruit is as big as a pepper-corn, almost round, of a whitish colour. Culture: requires the greenhouse, and is increased by cuttings. Soil: sandy peat and loam. *Beaufortia*, in honour of MARY, Duchess of BEAUFORT, a Patroness of Botany.

5. *Lysimachia Azorica*, Azorian Loose strife. Pentandria, Monogynia. Primulaceæ. This extremely pretty *Lysimachia* was secured at the Glasgow Botanic Garden, from that at Copenhagen, under the name here given, whence it would appear to be a native of the Azores. It is cultivated in a pot, and treated as an Alpine plant; that is, protected from the fickleness of our winters, and kept in a cool, shady situation in the summer; and in June a pot filled with this little plant is quite a beautiful object; for the peduncles are so long as to elevate the bright and comparatively large bright yellow flowers, above the tops of the stem and the delicate green foliage, *Lysimachia*, from *Lysis*, dissolution; and *mache*, strife.

6. *Cargillia australis*, Southern *Cargillia*. Octandria, Monogynia. Ebenaceæ. A much branching shrub. An inhabitant of dense shaded woods on the coast of New South Wales, as well as on the banks of the principal rivers of that colony, between the parallels of 27 and 35 degrees, where it forms a large shrub, and is usually to be met with in fruit in the winter season. Introduced by Mr. CUNNINGHAM to Kew, in 1823, from Port Jackson. Flowers: of a yellowish white, small; increased by cuttings. Soil: sandy peat and loam. *Cargillia*, named in memory of JAMES CARGILL, a Physician of Aberdeen, and a contemporary of Caspar Baubin.

7. *Tillandsia setacea*, setaceous (bristly) leaved. Hexandria, Monogynia. Bromeliaceæ. A Parasitical plant growing on the trunks of trees, scarcely any. Leaves, numerous, imbricated, a foot long. Among a valuable collection of Jamaica plants received into the Glasgow Botanic Garden, from Mr. SMITH, was the present truly fine species of *Tillandsia*, which blossomed in May, 1833. The flowering stem elongates itself into a leafy scape, scarcely a foot in length, formed into a spike of scales; these scales are coriaceous, and the edges are of a beautiful red. From each of the scales arises a single flower in succession, one only being in perfection at a time, and continuing for a day. Entire flower, two inches long. Calyx, pale yellow. Petals, white, purplish inward. The spike appears very richly variegated with red and yellow. *Tillandsia*, in honour of ELLIAS TILLANDS, a Swedish Botanist, and Professor of Medicine in the University of Abo.

Edwards's Botanical Register. Edited by JOHN LINDLEY, Esq.,
Professor of Botany, in the London University. Coloured
4s., plain 3s.

1. *Gongora maculata*, spotted. Gynandria, Monandria. Orchideæ. This most curious species was introduced from Demerara, in 1832, by Mr. THOMAS MOSS, of Otterspool, and is cultivated in the hothouse of RICHARD HARRISON, Esq., Liverpool, where it bloomed in May, 1833. Its bunches of flowers were two feet and a half long, and hung down most gracefully from the pot in which the plant was suspended. Flowers: petals, pale purple, with darker spots; column, green, with dark spots; sepals, brown and purple spots.

Many a strange figure has been met with among Orchideous plants, and numerous are the animal forms which botanists have fancied they could recognise among their singular flowers. Some are said to bear little men and women swinging below their canopy of petals. Others have appeared to carry the likeness of lizards, frogs, and other reptiles, crouching among their leaves; while some have been compared to Oberons and Titians hanging by their tidy arms from the bells, where they have concealed themselves. To what the flowers of the plant above-named can be likened we profess not to know, unless to some of the fantastic animals of heraldry. A griffin *segreant*, as they term it, would do as well as any other for a comparison.—J. LINDLEY.

Gongora, in honour of D. ANTONIO CABALLERO Y GONGORA, Bishop of Cordova.

2. *Erythrina poianthus*; var *subinermis*. Thornless naked-flowering Coral Tree. Diadelphia, Decandria. Leguminosæ. According to Mr. LOWE, this plant is a great ornament of the gardens of Madeira, where it is cultivated, and where it becomes a low tree 15 or 20 feet high, with a trunk sometimes four feet in circumference, and so soft that its wood resembles cork. Its branches are said to strike root with great readiness; so that a piece, however rudely broken off, will grow when stuck into the ground. The plant has bloomed in this country in the stove of his Grace the Duke of NORTHUMBERLAND, at Sion; it was six feet high, had a richly streaked bark, and was crowned by a thick cluster of leaves and deep scarlet flowers. *Erythrina*, see page 58.

3. *Sauroglossum elatum*, Tall Lizard's Tongue. Gynandria, Monandria. Orchideæ. A stove plant, requiring to be cultivated in earth, like other terrestrial Orchideæ of the Neottia tribe, to some of which, such as *Spiranthes grandiflora* and *Pelexia spiranthoides*, it bears a good deal of resemblance. Its structure is, however, distinctly different from that of any published genus. The present plant is a native of the woods of Brazil, whence it was sent by Mr. HENRY HARRISON. Flowers: sepals, green; labellum, white. *Sauroglossum*, so named from *sanga*, a lizard; because many of the parts of this æreous plant may be likened to the tongue of some reptile.

4. *Aster concinnus*, Neat Aster. Syngenesia, Superflua. Compositæ. A native of the plains and woodland of North America, from New York to Pennsylvania, according to PURSH. In the gardens in this country it is a common hardy perennial, growing about three feet high, and flowering in September and October. Flowers: lilac. For those who have gardens, this is one of the most worthy of cultivation, because of the gay colour of its flowers, and its neat appearance. The stem is generally tinged more or less with purple. *Aster*, see page 138.

5. *Calceolaria purpurea*, purple flowering. Diandria, Monogynia. Schrophularinæ. An herbaceous species, but seldom seen in collections, being of little interest to the florist, on account of its delicate constitution and want of beauty. It is probably in its native soil a perennial; but it is scarcely better than a biennial when cultivated, from the great difficulty of preserving it alive through the winter. It succeeds best in a pit or cold greenhouse, but not so well in the open air; and is increased by seeds or offsets. This species is a native of Chile, where it was found near Valparaiso, by Mr. CUMING; and in the Cordillera, by Mr. CRUCKSHANK, to whom we are indebted for its introduction. *Calceolaria*, see page 60.

6. *Collomia coccinea*, Brick red *Collomia*. Pentandria, Monogynia. Polemoniaceæ. A hardy annual, resembling *Collomia linearis* (see page 181), from which it is distinguished by its deep red flowers, and by the frequent division of the points of the leaves into three sharp segments of unequal length. It is a native of Chile, whence its seeds were brought by Mr. CUMING. If sown thick in a large mass, it is tolerably pretty; but single plants have very little to recommend them. It is, however, a good plant to mix with other flowers for bouquets. The seeds should be sown in March in the open border, when the flowers will appear in June; if again sown shortly after that time, a second crop of flowers may be had in September and October, seasons which suit it best. The plant is grown in the London Horticultural Society's Garden. *Collomia*, see page 181.

Sweet's British Flower Garden, coloured, 3s.; plain, 2s. 3d.

Edited by D. DON, Esq., Librarian to the Linnæan Society.

1. *Clarkia elegans*, elegant *Clarkia*. Octandria, Monogynia. Onagariæ. It was discovered by Mr. DOUGLAS in California, and introduced last year to the gardens of the Horticultural Society. It is a hardy annual, producing seeds abundantly, of very easy culture; and is taller and more straggling than *C. pulchella*, and much inferior to it in beauty. *Clarkia*, from Capt. CLARK, who accompanied Capt. LEWIS to the Rocky Mountains.

2. *Mimulus roseus*, pink Monkey-flower. Didynamia, Angiospermia. Scrophulariæ. This very distinct species was discovered by Mr. DOUGLAS, in Northern California, and but recently introduced by him to the garden of the Horticultural Society. The plant is a perennial, with a somewhat woody stem, and is increased by cuttings or seeds. It thrives well in the open border during the summer months, but it should be protected in the greenhouse during winter. The flowers are produced, but sparingly, in the bosom of the leaves. *Mimulus*, from MIMO, an ape; the seeds appearing like the face of an ape.

3. *Pentstemon ovatus*, ovate-leaved. Didynamia, Angiospermia. Cheloneæ. The whole plant of a dark green. Stems upright, from one to three feet high. Leaves oval or cordate, acute, serrate with sharp nearly equal teeth. Flowers numerous, rather crowded, disposed in a thyriform panicle; of a bright azure blue, afterwards changing to purple. A hardy perennial, native of lime-stone rocks on the high mountains about the Grand Rapids of the Columbia River, from whence it was introduced by Mr. DOUGLAS to the garden of the London Horticultural Society in 1826. It delights in a calcareous or light loamy soil, and is increased by slips or by seeds. None of this genus of plants equals the present species in richness of colour. *Pentstemon*, from PENTE, five; and stemon, stamen.

4. *Lupinus ornatus*, Ornamental Lupine. Diadelphia, Decandria. Leguminosæ. A native of mountain valleys on the Columbia River, where it was discovered by Mr. DOUGLAS, and introduced by him to the London Horticultural Society's garden in 1827. Flowers numerous, varying from a bright blue to a pale purple; the disk of the *vexillum* white, with a yellow spot; *keel* white, with a dark purple point. A hardy perennial, flowering from May to October; delights in a sandy soil. Grown by Mr. KNIGHT, Nurseryman, King's Road, Chelsea. *Lupinus*, see page 116.

The Botanic Garden. Monthly, 1s. 6d. large; 1s. small, coloured.

Edited by Mr. B. MAUND.

1. *Viola tricolor*, Heart's ease; variety, Lady Bath. Pentandria, Monogynia. Violariæ. A native of Britain; perennial; inhabits corn-fields; height, six inches; flowers from April to October. A very beautiful variety,

raised by Mr. WHEELER, of Warminster. Colour: purple, yellow, white, and blue. A rich light soil, and a rather cool and shady situation, with occasional watering in hot weather, will be found conducive to the production of fine and well-coloured flowers.

2. *Verbena radicans*, rooting vervain. Didynamia, Angiospermia. Verbenacea. A native of Chile; perennial; introduced in 1832; height, 6 inches; flowers from June to September; colour, rose. As the joints take root, in August cut them off, pot them, and keep them in a cold frame during winter. Turn them out in April, into a light rich soil, and warm as peat, and they will quickly become ornamental. The name of this genus was once applied by the Romans to some of their altar herbs; radicans, from the Latin radix, a root, is a term suggested by its habit of emitting roots from the joints of the stems.

3. *Hunnemannia fumariæfolia*, fumitory-leaved Hunnemannia. Polyandria, Monogynia. Papaveracea. A native of Mexico; annual; introduced in 1827. Flowers from June to September; colour, yellow. Sow its seeds in autumn. The young plants will bear full exposure through a mild winter; but for security against disappointment, a pot of seedlings should have occasional protection. Cuttings do not root; nor is division generally practicable. Hunnemannia, from J. HUNNEMAN, a zealous botanist.

4. *Catananche cœrulea*, two-coloured Catananche; variety, bicolor. Syn-genesia, Polygamia æqualis. Compositæ. A native of South Europe; perennial; hybrid origin; height, two feet and a half; flowers from July to September; colour, white and purple. The present variety originated in the garden of Mr. SMITH, nurseryman, of Worcester. The word Catananche is compounded from the Greek language, to imply compulsion, or powerful impulse, in allusion to an imaginary quality formerly attributed to it. The specific name, cœrulea, signifying blue, was given to the original plant.

On the Culture of the Rose. By J. MANTELL.

The Rose thrives best in a rich, strong, loamy soil, and is generally propagated by layers, when the true sorts are intended to be preserved. The *Banksia*, *Noisette*, and *Rosa indica*, with its varieties, are propagated by cuttings. The Province, or cabbage-rose, may be increased by suckers; and when standards, or a variety of coloured flowers, upon the same tree are required, then budding or grafting must be had recourse to.

Propagation by seed is practised where new varieties are wanted: the seeds are usually sown about the latter end of February, and will come up about the middle of July; the young seedlings may be separately planted out the following spring.

The operation of layering is thus performed:—About the beginning of July, just when the tree is coming into flower, being provided with a sharp knife and a few hooked pegs, commence by taking hold of the shoot intended to be layered, and making an incision just below the bud, on the upper side of the branch, pass the knife half way up to the next bud; then give the branch a slight twist, that the part so cut may rest upon the soil; fix in the peg, to hold the layer in its place, and cover it up with soil, to about the depth of two inches. The custom of layering without the incision so greatly retards the striking of the roots, that frequently they cannot be detached from the stools till the following spring; whereas, if the incision be made, they will be ready, in favourable seasons, in two or three months.

Cuttings, planted in leaf mould and light loam, in the month of May, and placed in a northern aspect, under a hand-glass, strike root readily, and may be potted off in the autumn. There are very few, except the China Rose and its varieties, that succeed by this mode of propagation.

Suckers.—All the common varieties admit of being propagated by suckers or by division of the root.

Budding is usually performed in the month of July, and by this operation it is supposed that the flowers are rendered more brilliant and durable. Al-

though tolerable success may attend the operation when performed in July, some prefer delaying it until the beginning of August, as by this method the buds will remain dormant during the winter, and will produce more vigorous shoots the following spring than those which were budded at an earlier period; the latter being liable to be injured by severe frosts, from the imperfect ripening of their young wood, before the winter season commences. The common dog-rose, transplanted from copses and hedges, any time from the middle of October to the end of November, furnishes the best stocks for standard roses. In making a selection, those should be preferred which are straight and vigorous, and they should be headed down at the time of transplanting to the height required. In the spring, when they begin to shoot, the superfluous buds should be removed, leaving only three or four at the top to form the head of the tree. As the summer advances, the stocks will require to be staked, and constant attention must be paid to disbudding, and to the regulation of the young shoots, by occasionally pinching off their tops. Early in July, the thorns in those parts of the young wood where it is designed to make incisions for the buds, should be removed. Budding on the young wood is recommended, because, by putting three or four buds on as many young shoots, a handsome head will be obtained sooner than by any other method; but if these shoots be too slender, the operation may be performed upon the old wood when the bark separates freely; for, if the bark does not rise with facility, owing to a deficiency of sap, there will be considerable trouble in inserting the bud at all; and should that difficulty be overcome, the pains would even then be lost, for the bud would almost certainly perish from want of sufficient sap to nourish it. In arid situations, or in dry summers, watering the stocks copiously, for two or three weeks previously to budding them, will give strength to their shoots, and ensure the bark rising freely; which latter point is very essential towards obtaining complete success.

In preparing the bud, it is necessary to adhere to the common practice of removing the bit of wood attached to the bark, which is taken along with it from the scion. Omitting to do this saves much trouble, and the unfailing success attending the mode has been established and confirmed by the results of repeated trials. Cloudy weather, or the evening, should be chosen for inserting the buds—an operation which ought never to be attempted under a hot sun, or during cold east or north-east winds. The rose may be budded *in spring* with complete success, if the buds are extracted with a small portion of wood adhering to them. For this purpose scions are cut before winter, and stuck into the ground till spring, when the bark of the stock will run. To prepare the bud, a transverse incision is made in the wood, a little below an eye, which incision is met by a longer cut downwards, commencing at a short distance above the eye, care being taken that a portion of wood is removed with the bark. This bud is inserted into the bark of the stock, which is cut like an *inverted J*; the horizontal edges of this cut in the stock, and of the bud, must be brought into the most perfect contact with each other, and then bound with waterproof bass, without, however, applying grafting-clay. Eight days after the insertion of the bud, the stock is pruned down to the branch, which is immediately above the opposite side, and this branch is stopped by being cut down to two or three eyes; all the side wood is destroyed, and when the bud has pushed its fifth leaf, it is compelled to branch by pinching its extremity, and will then flower in September of the same year.

Roses may be propagated by grafting as successfully as by budding. In Flanders, cleft grafting is adopted, and care taken that the scion is of the same diameter as the stock, or the cleft in the stock made sufficiently near one side of the cross section, that the bark of the scion may fit the stock on both sides. This mode is adopted for grafting one sort of garden rose upon another. In grafting upon the dog-rose, the same practice is followed, with this addition, that a shoulder is very often made to the scion, so that it may rest with greater firmness upon the stock, such stocks often being employed as standards, and therefore more exposed to wind. The grafts are tied with fine bass, made waterproof, by passing it first through a solution of white soap, and next through one of alum, a neutral compound being thereby formed, insoluble in water. In this country, where the summers are not quite so hot as in Flanders, common grafting-clay may be used.

In pruning roses of every kind, the shoots are annually shortened to nine inches; this process rendering the tree highly productive of wood and flowers. The operation is performed about the end of January, and all the wood of four years' growth entirely cut out. To retard the blooming season, and to cause roses to flower in the autumn, they are pruned back in the spring, as soon as the flower-buds can be discovered; and these not being renewed till late in the autumn, the flowering season is considerably prolonged.

The rose is much infested with insects, particularly the *Aphis Rosa*, which, however, may easily be destroyed if the trees are in a house, by fumigating with tobacco, or if in the open air, by making a solution of quick lime, soot, and water, in the proportion of one peck of each to ten gallons of water; after being well stirred together, and left standing until the water has become quite clear, take it out with a watering pot, and mix with it about one-sixth of strong tobacco-water, which, if applied to the roses with a syringe, will effectually destroy the *Aphides*, and generally the larvæ of other insects, which roll themselves up in the leaves and buds of the flowers.

In conclusion, we may be permitted to advert to a question sometimes asked,—What is the use of flowers? For ourselves, we envy not the mind that could suggest such an interrogatory; the soul cannot sympathise with one whose ideas of utility are centred all in self, and whose heart is inaccessible to the choicest gifts of nature. "What a desolate place," beautifully observes a modern writer, "would be a world without a flower! It would be as a face without a smile,—a feast without a welcome." Think of a world without flowers,—of a childhood that loves them not,—of a soul that has no sense of the beautiful,—of a virtue that is driven and not attracted, founded on the meanness of calculation, measuring out its obedience, grudging its generosity, thinking only of its visible and tangible rewards; think of a state of society in which there is no love of beauty, or elegance, or ornament, and then may be seen and felt the utility of ornament, the substance of decoration, the sublimity of beauty, THE USEFULNESS OF FLOWERS.—*Mantell's Floriculture*, see page 24.

On the History of the Polianthes tuberosa. By F. H. S.

An article on the culture of that most fragrant flower the Tuberose, having appeared in your Magazine, the Number for June, page 86, but no account of its history being there given, I herewith send you an extract from the Transactions of the London Horticultural Society, of which very useful Society I have been a member from the commencement. It is part of a valuable paper communicated by R. A. SALISBURY, Esq.

"The first account that I find of the Tuberose, is in L'ECLUSE's *History of Plants*, where it appears that on the 1st of December, 1594, he received a specimen of it, in very bad condition, from BERNARD PALUDANUS, a physician at Rome, to whom it was sent by the celebrated SIMON DE TOVAR, of Seville. It certainly had not then been many years in Europe, and LINNE, in his *Hortus Cliffortianus*, on this head refers us to PLUMIER's *Genera Plantarum*, p. 35, who says it was first brought by Father MINUTI, from the East Indies, into the senator PEIRESC's garden at Boisgenier, near Toulon. It is much more probable, however, that it was introduced at an earlier period, and from America, for no author describes it as wild in the East Indies; LOUZEIRO only found it cultivated in the gardens of Cochín China; and RUMPH says it was unknown in the Island of Amboina, till the Dutch carried it thence from Batavia, in 1674. On the contrary, KAMEL informs us, that it was brought to the Island of Luzone, by the Spaniards, from Mexico; and PARKINSON, in 1656, tells us, that the plants, which he describes as two species, 'both grow naturally in the West Indies, from whence being brought into Spain, have from thence been dispersed unto divers lovers of plants.' The senator PERESC, as may be learnt from GASSENDI, was only fourteen years old in 1594,

when SIMON DE TOVAR had already cultivated it at Seville, and according to REDONTE, it was not planted in his garden at Boisgencier, by Father MINUTI, till 1652, whom that author makes to have brought it from Persia: I only infer, however, that he travelled from Hindostan over land. REDONTE moreover asserts, that the authors of the *Flora Peruviana* found it wild in America, but in the work itself they say, cultivated in gardens. HERNANDEZ' evidence, however, I think, takes away all doubt about the matter: he says, 'provenit in frigidis et temperatis regionibus, veteri incognita mundo,' and as the Agave, to which the Tuberosa is more immediately allied, is also a native of Mexico, I am fully of opinion that it is indigenous there.

"The description given by the venerable L'ECLUSE of his specimen, half dried, and battered by the journey, with only the lowest flower of the spike expanded, affords a memorable instance of his accuracy and discernment. The size, the stem, insertion and figure of the leaves, and their hampy texture, are particularly noticed; the shape of the corolla, with its general similarity to that of the Asiatic Hyacinths, but in consistence rather to that of the Orange, is next remarked; and having no knowledge of the root to guide this judgment, but what he derived from SIMON DE TOVAR's appellation of *Bulbus Indicus flosm Album proferens Hyacinthi Orientalis cemulum*, he guesses it may possibly belong to the same genus with the *Bulbus eriophorus*, or Peruvian Hyacinth, though not without some doubts raised by its stem being covered with leaves, and its tubular corolla. Two years afterwards, these doubts were corroborated by his receiving roots both from SIMON DE TOVAR and the Comte d'AREMBERG, which by August were full of leaves; and I think it worth noticing, that his figure of the plant appears evidently to have been made up from the original specimen sent by BERNARD PALUDANUS, and one of these growing roots, which he expressly mentions did not flower: he concludes with observing, that if it is still to remain in the genus, it may be called *Hyacinthus Indicus tuberosa radice*.

"From this Latin phrase, no doubt, our silly appellation of Tuberosa, and the more accurate French name, Tubereuse, originated; but in the East Indies it is distinguished by the poetical title of Sandal Malam, or Intriguar of the night; in Spain, where, at the period of this plant's being discovered, it was the fashion to give both places and things religious names, it is called *Vara de S. Josef*.

"Soon after L'ECLUSE's figure, an excellent one by VALLET, the embroiderer, came out at Paris in 1603, and both these were copied and published as different species, by SWERTIUS, in his *Florilegium*. An original figure, which has great merit for that day, though not equal to VALLET's, next appeared in the *Theatrum Floræ*, in 1622: it shews many roots flowering in one pot. From FERRARIUS's pompous book on the culture of flowers, we learn it was still regarded as a rarity in the Barberini gardens, at Rome, in 1693, but that it increased abundantly, and was taken out of the ground every year in March, to separate the offsets. Our countryman PARKINSON, more than half a century after its being first described by L'ECLUSE, is the next author who treats of this plant; but valuable as many of his quaint observations still are to the horticulturist, his account of the Tuberosa does him little credit; he makes two species of it, saying, he thinks L'ECLUSE never saw the first, though he owns 'some do doubt that they are not two plants several as of greater and lesser, but that the greatness is caused by the fertility of the soil;' his figures are wretchedly copied from SWERTIUS, and by his calling it the Indian knobbed Jacinth, it appears not to have been known here then by its modern name. GASPER BAUHIN, with his usual carelessness, also takes it up as two species from SWERTIUS, and even the learned RAY seems to have known as little about it in 1693, adding, however, to his second species, the title of Tuberosa.

"I meet with nothing more of any consequence respecting it, till PHILIP MILLER, the pride of every British gardener, published the first edition of his Dictionary in 1731. He makes it a distinct genus from the Hyacinthus, and describes the variety with double flowers, now so common, but then only to be seen in M. DE LA COURT's garden, near Leyden, whose memory is most justly consigned to infamy by our author, for destroying many hundreds of

the roots, rather than parting with a single one to any other person; an instance of narrowness of mind and ill-nature, he adds, too common among the lovers of gardening. I trust no one who belongs to this Society will ever deserve a similar reproach. At this period we find the roots were annually imported into England, along with Orange trees and Myrtles from Genoa; and to the directions there given for blowing them so as to have a succession of flowers from June to October, nothing can be added."

PART III.

MISCELLANEOUS INTELLIGENCE.

QUERIES.

ON A DWARF YELLOW FLOWERING PLANT.—I shall feel obliged to you, or to any of your correspondents in the *Florist's Magazine*, if you will give me the information I am about to ask for. I have three circular beds, in a sunny part of my garden, each four feet in diameter: one is completely covered with *Verbena chamædrifolia* (Melindres); the other is completely covered with a *Lobelia*, I believe *L. erinus*, or it may be *L. gracilis* (light blue); the third is newly made, and I am at a loss what to put in it next spring. I wish to plant it with some flower similar in growth and habit to the above-mentioned *Verbena* and *Lobelia*, but of a yellow colour, and a lasting flower as the *Verbena* and *Lobelia* both are. The *Echscholtzia californica* is too rampant. The *Yellow Hawkweed* is too high from the ground. The *Lotus corniculatus* would do, but it is very common in our pastures in this neighbourhood. Now I shall feel obliged if you will tell me of any flower of a yellow or rose colour, that, excepting in colour, would, as to growth and duration, be in unison with the *Verbena* and *Lobelia*; or if any of your correspondents will do so, in an early Number of the *Cabinet*; and also what soil will suit. Some of the dwarf *Cistuses* are very pretty, and as to growth, &c. would suit well, but they cease blossoming too early in the summer. *Mimulus moschatus* will not do; it gets to look shabby soon after it is turned out of the greenhouse.—Will you also inform me where I can procure the under-written plants and seeds?

*Calochortus macrocarpus** (bulb), Loudon's Catalogue, page 476, line 30.

Delphinium Menziesii (perennial plant), Loudon, page 482, line 16.

Lupinus Cruickshankii (the seeds), Loudon's Additional Supplement, p. 593.

Stenactis speciosa (the seeds), not in Loudon's or Sweet's Catalogue.

Collomia grandiflora (seeds), Loudon, page 470, line 10 from bottom.

Didiscus azureus, or (by Loudon) *Trachymene Cærulea*, Loudon, p. 474, l. 6.

[All the above references, excepting the third, are to the 1st Supplement; the third is to the 2nd Supplement, published last year, or up to December, 1832.]

Lupinus elegans (annual, seeds), and *L. mutabilis*.

Schizanthus pinnatus, *Humilis* (seeds), *Nierembergia Phœnicia* (seeds).

August 28th, 1833.

AMICUS.

* I have tried NOBLE, COLVILLE, LODDIGS, and LEE at Hammersmith, for this plant: but in vain. It is coloured in the Horticultural Transactions, three years ago; but they say they have no plant. LOUDON states it to be coloured in the Botanical Register, No 1152.

ON BLOOMING NERIUM SPLENDENS.—A few years ago I saw at Ross, in Herefordshire, a very elegant plant, the *Nerium splendens*, in full bloom, and which the owner had raised from a small plant which he kept in his parlour. Having purchased a plant at the Fulham Nursery of the same description, I have had it four or five years, and have not been able to get it to blow. Your instructions will much oblige
THOS. LUFF.

Edington, Berks, Sept. 7th, 1833.

P.S. I keep it during the winter in my parlour, and the backs of the leaves are sometimes covered with white spots.

ON THE TULIP AND HYACINTH.—I have been a subscriber to the *Floricultural Cabinet* since its first appearance, and have derived both instruction and amusement from it. The readiness with which you receive all questions sent by those desirous of information upon the management of a flower garden, induces me to ask you if the common border Tulip may be suffered to remain in the ground during the winter, uninjured by frost or rain? My garden has three very long flower-borders, in which I have above 1300 Tulips, all of the most common *us* named kinds. They are scarcely worth the trouble or expense of taking up, drying, and replanting at the proper season; and I should be glad to avoid it if possible. I observe, in an article on the culture of the Hyacinth, by SNOWDROP, in your last Number, that he considers that the bulbs of that flower should *not* be removed oftener than once in four years. Would the same treatment apply to the border Tulip? Perhaps SNOWDROP will reply to this Query.
S. A. H.

July 8th, 1833.

ON CULTIVATING GERMAN AND CHINA ASTERS.—Will any of your floral correspondents favour me with information as to the best mode of cultivating the German and China Aster; together with a description of the several varieties, and what constitutes their different merits as show flowers.

Sept. 9th, 1833.

TIRO FLORILEGES.

GLADIOLUS CARDINALIS.—I shall be obliged to you, or any of your correspondents, to inform me, what is the best method of treatment to pursue with that beautiful flowering bulbous plant, *Gladiolus cardinalis*, so as to have it bloom vigorously.
J. W.

Has the mixture of a portion of manganese, or the oxide of manganese, with the earth in which the roots of flowers are implanted, the property of inducing brighter colours in the petals of flowers? If the application have this desirable effect, will you, or one of your correspondents, be pleased to state what proportion of the mineral should be used, and how, and at what time?
ASTER.

ANSWERS.

REMARKS ON THE STATEMENTS OF "AN OLD F. H. S."—The Committee of the Metropolitan Society, alluded to by a writer under the signature "An Old F. H. S." page 166, beg to state, that so far from the Society having "always held its meetings at some tavern in Gray's Inn-lane, Cornhill, or Billingsgate," as asserted by the anonymous writer, the Society has never once met at one of those places, nor at any tavern near them; the only two tavern meetings in London being their shows at the Crown and Anchor Tavern, Strand, and twelve out of the fourteen business meetings they have had having been held at private houses, not near one of those places.—The Committee's determination to keep out improper characters, which seems to lay them open to the malevolent but impotent slanders of the rejected class, will continue unshaken; and Mr. HARRISON would not have been troubled even with the present notice, but that persons in the country might have otherwise been deceived.

Crown and Anchor Tavern, Strand, Sept. 11th, 1833,

[We most gladly insert the above, to correct so gross a misstatement as that sent us, and inserted at page 166. We should be truly sorry for any thing that be inserted in our Magazine that would in the least degree be an undeserved reflection upon any Society, particularly one whose object is to promote the interests of Gardening, and one so respectably supported as the Metropolitan Society appears to be.—CONDUCTOR.]

ANSWER TO "A CONSTANT READER," PAGE 163.—The shoots of *Azalea indica*, when removed to the greenhouse, are from three to six inches long, and some considerably longer, but as the flowers are produced on the end of the annual shoots, it is immaterial how long they are, providing the plants are large enough.—I find the *Cherry Azaleas* to grow best in heath mould, with a small portion of tree leaf soil and sandy loam, planted either with the other hardy kinds or in a bed by themselves. In forming the bed, care should be taken to have it on a dry bottom, as I find they will not do in a bed that holds too much wet about their roots in winter, when in their dormant state; but in summer they will require a plentiful supply of water, more particularly when in flower, if the weather proves dry. Shoots growing from the stocks I remove as they appear.

JOHN MENZIES.

Hope House, Halifax, Sept. 11th, 1833.

ANSWER RESPECTING THE CULTIVATION OF THE *TIGRIDIA PAVONIA*.—I beg to state that I have cultivated these beautiful and showy flowers for several seasons with uniform success by the following means:—I take up the roots in October, and tie them in bunches of six or seven together. I then hang them in a dry room free from frost, till March, when I select the largest roots, and put them in 48 or 32 pots, in a rich compost, four or five in each pot. I stand the pots in a slight hot-bed or a grapery that is forcing, till the plants are four or five inches high, when they are removed into a greenhouse or cold frame to harden. About the end of May, I turn them out into a bed of rich soil in an open situation, and I have never failed in obtaining a good bloom.

EDWARD EDWARDS.

Staines, Sept. 5th, 1833.

REMARKS.

ON IRIS'S OBSERVATIONS, PAGE 166.—The mean and contemptible observations of IRIS, page 166 of the *Floricultural Cabinet*, and the "abundant supply of unnecessary acid matter" which they contain, proves in itself the necessity of better prepared, and certainly less exciting, compositions; the more particularly so, as it is presented as a sample calculated to produce well-grown literary plants.

The eminent endowments, both natural and acquired, of this wonderful luminary, may very probably render it unnecessary for me to inform him that I am one of those who "are in general more conversant with the spade than the pen." I do not, therefore, feel ashamed to confess that my obtuse understanding leaves me somewhat at a loss to comprehend the following quotation, which I beg leave to make from his admirable paragraph:—"If gardeners were literary men, which without disparagement it must be confessed in general they are not, I should raise my voice against SNOWDROP's proposal of applying the pruning-knife."

To an illiterate gardener this indeed appears strange logic, but to literary men it will of course be quite intelligible, and "they ought to be thankful to him for the suggestion"; and being now under his sole protection, they may write as much nonsense as they please. Should SNOWDROP, or any one else, attempt "to lop off the straggling shoots of their literary plants," even if "it would save a deal of rigmarole,"—this *worthy* would immediately raise his voice against so unreasonable a proposal; and why? Why!—They are literary men, to be sure—a very satisfactory reason.

The rude, arrogant, and uncharitable spirit in which the paragraph in question has been written, reflects but little credit on its author. It is a fact sufficiently notorious, and I state it without fear of contradiction, that gardeners have never yet been very guilty of intruding any communications on the public, much less *useless* ones; and therefore so unqualified a reprimand is, to say the least of it, uncalled for.

R. MARNOCK.

Bretton Hall, Sept. 14th, 1833.

ON INNOVATOR'S ARTICLE ON THE PINK.—I observe an article on the Pink, by INNOVATOR, inserted at page 146 of the Magazine. Having carefully read the paper, I cannot help stating my surprise at its contents, and am led to conclude that his statements are only the result of theory, and not of practice.

In the paper I sent you on the Pink, and which is given in page 101, are the detailed results of *my practice*—a method which has never failed to answer my utmost expectations; and I am fully persuaded, that if INNOVATOR saw the success I uniformly have under it, he would be so far satisfied, as to advise me never to alter the mode adopted, and witness my statements justified by practical results. I am also glad to be able to refer to many persons who have pursued the same method, and are equally satisfied with myself. I should like INNOVATOR to condescend to try my plan, before he says anything further about it.

I beg to thank INNOVATOR for his good intentions and advice to me; but, with all due deference to him, I hesitate not to say, that if I adopted his plan, the result would be labour lost. The oil-cake would be much better given to the cows—the cinders to the road—the lime to the masons—and the earth and dung to some far more suitable purpose, in the kitchen garden. If INNOVATOR writes for novelty alone, I hope you will prevent the appearance of similar nonsensical remarks to those inserted in page 146, which appear to be the result of his (stated) fifteen years' practice. INNOVATOR there states, that he grows Pink flowers each one foot in circumference! Astonishing!! If INNOVATOR will send me a few specimens, of the size named, I shall be highly obliged; and it will then remove the incredulity of which I at present am the subject; and I shall be most ready to apologise for making the following daring assertion, as that with which I close this article:—*I affirm that INNOVATOR cannot grow a Pink blossom ONE FOOT in circumference.*

Petersbor, Sept. 20th, 1833.

JOHN REVELL.

METROPOLITAN SOCIETY.—Having by accident met with a Number of your *Floricultural Cabinet* a few weeks since, I was so much pleased with it, that I ordered the whole from the beginning, and venture to express a hope that you will not relax in your exertions to make it as extensively useful on all subjects connected with Floriculture, as its past pages promise it shall be.

In your September Number, I observe a letter from AN OLD F. H. S., who has gratuitously undertaken to malign a Society about whose movements he evidently knows but little, for the reason probably that he has been black-balled on his application for admission, and is now rather sore about it. "The galled jade will wince." This may also furnish a reason for his attack on the "pretended literateur," whose name he finds enrolled with his own on the books of the "Horticultural Society." My object at present is, not to defend individual character,—for the party alluded to is, I have no doubt, fully competent to the task of defending himself,—but only to set this OLD F. H. S. right as to the Metropolitan Society. He says, "Its meetings have been always hitherto held in some tavern either in Gray's Inn lane, Cornhill, or Billingsgate." Now I beg to inform him that its meetings *never* have been held in either the one place or the other; that its members, if not as numerous, are equally respectable as the one to which he says he belongs; and that its object has been hitherto, and I trust always will be, to prevent such men from becoming "Associates," as endeavour to convert an opportunity for venting their spleen against an individual into a vehicle for abusing a whole Society. "With what measure ye mete it shall be measured to you again," is a wholesome piece of advice he would do well to remember.

Not being able to judge, as you have not published it, whether the prospectus sent you by your correspondent CARRO is the first announcement of the Society or its regular prospectus, I beg to enclose you one of the latter, and hope with him, that its transactions are not only "destined to form an interesting and important feature in the pages of the *Florist's Magazine*," but to give a tone to Floriculture generally throughout the kingdom, which the establishment of similar Societies has accomplished in every other science. I need hardly draw your attention to the distinguished patronage which this Society already enjoys in the first year of its existence; it will be sufficient to state, that the two shows which have taken place this season in London (at the *Crown and Anchor Tavern, Strand*,) were visited by several hundreds of the nobility and gentry on each occasion, and that the collections of flowers were unrivalled. Looking, therefore, at the circumstances attendant on its

formation, and the hold it has already obtained in public estimation, we are fully justified in anticipating that its operations will become extensively useful in promoting the science of Floriculture, and that it is now, like the *Floricultural Cabinet*, only "Hercules in the cradle."—I send you also the names of the successful competitors at the last show, with the list of prizes then awarded.

WILLIAM MAY, Honorary Secretary

To the Metropolitan Society of Florists and Amateurs.

Islington, London, Sept. 6th, 1833.

[We thank Mr. May for the account of the show; it is inserted with others in our Supplementary Number. We shall be obliged by any others Mr. May may favour us with.—CONDUCTOR.]

REPLY RELATIVE TO THE "SPRINGFIELD RIVAL" DAHLIA.—I beg to hand you the following facts for insertion in the *Floricultural Cabinet*:—

The "Springfield Rival" Dahlia was raised at Tooting (and not near Bromley, in Kent), in the gardens, and by the gardener, of Mr. PERKINS, of that place.

I never, first or last, offered to buy that Dahlia alone; my offer was for any five I pleased to select.

I was never, first or last, informed that I was too late, or that any flower was sold; on the contrary, I was told I should have an answer in a few days.

I never returned in a few days with Mr. HOPWOOD, of Twickenham. I never saw the man, the garden, or the flower, but once.

I never heard, first or last, the name of Mr. INWOOD mentioned as the purchaser of any flower; and when I sent days afterwards for an answer, the only satisfaction I had was, that the grower had not made up his mind yet.

It is not for me to impute to Mr. HOGG any particular motive, for to him I am a stranger; but it is evident that he has been deceived by some person, whose object is about as creditable as his information is true.

GEORGE GLENNY.

N.B. See Mr. Hogg's remarks, page 189.

THE VOICELESS PREACHER.

It is summer, and I have seen my garden-loving friend—have heard his glowing praises of the spot consecrated to Flora. I have visited it, and am impelled to speak of all that is sweet, and gay, and beautiful—of all that is delicate and magnificent in the world of flowers.

When singing the "Winter Garden" I was fain to give the reins to my imagination,—indeed, to spur the lazy and almost torpid faculty; but ah! how different is it now! for while I inhale an atmosphere of balmy odours, listen to the voice of aerial songsters, and behold the splendid carpet spread by nature's God, I am obliged to hold with rigid grasp the rein on Fancy, lest she should conduct me beyond the bounds of reason.

The first little garden monitor which speaks to the ear of piety and of feeling, is the unobtrusive crocus. It is the youngest born of winter, and may be considered as a link which connects that season to the spring, and which, having by the potent aid of sunshine and of shower, secured the newly-caught season, retires unrepiningly with its ungracious parent. Such is the conduct of the unostentations, who having served the purposes of usefulness for which they left the shade, return to it cheerfully as did the Roman Cincinnatus to his plough, after subduing the enemies of his country.

We are not left to mourn long the sudden exit of our early little visitors, as their places are more than filled by guests who, from having basked in the gentle smiles of a moderate sunshine, are emboldened to erect their heads, and to assume all the gay, yet unexpensive colours of the rainbow. Such is the daffodil, the hyacinth, the tulip, &c. &c. The brief sojourn of these brilliant belles is lamented by the florist, whilst the moralist endeavours to draw a lesson from it:

"Returning seasons still new flowers bring,
But faded beauty has no second spring."

But religion and morality say that intellectual beauty, the result of high mental culture, is perennial—that it survives all seasons and their changes. If then, my fair reader, your mirror tells you a plain but wholesome truth, endeavour not to disguise that truth, nor mourn that its tendency is humbling;

but remember that you have that within which must exist for ever, and which may exist in un fading beauty.

Whilst making these few reflections, lo! the flowers have drooped; the too ardent sun has looked even the bold and flaunting tulip out of countenance; and turning from its prostrate honors to find a more agreeable resting place for the eye, it is caught and fixed by the miniature charms of the lily of the valley. With that flower I have associations the most tender and affecting. I knew a young and beautiful female, on whom consumption had fixed its wrelaxing grasp, and who, even when pressing her last pillow, evinced her admiration of the beautiful works of nature. I saw her a little before her death; she held in her hand a little bunch of the lily of the valley, and the tenacity with which she pressed this faint emblem of life seemed to indicate that she would fain have lingered here a little longer, had it been the will of Him in whom however she trusted with child-like confidence. The lily-looking haud was found to retain the little flower even after life had fled:

"Bring flowers for the grave of the early dead."

Why are we attracted to you bed of lowly green? In vain the eye scans its surface: not one blossom repays its scrutiny.

"The violet is modest, for it conceals itself;"

—But it creates around and above it an atmosphere so pure, so salubrious, that we are instinctively drawn into its vicinity. Such too is the effect of humble excellence, for neither the obscurity of birth or of fortune can hide from those who appreciated virtue, the diffusive influence of active benevolence.

The queen of flowers comes in all its beauty, fragrance, and variety, bestowing on the season of its triumph a charm of which no language can give an adequate idea. In every direction to which we turn, we are welcomed by an immense host of smiling rosy faces, that are waiting to be noticed and admired, yet

"The rose in modesty, though it reveals itself,
For it a blush betrays."

We may compare to it the moral courage of him who dares, if duty calls, to present himself to the public eye, while at the same time his native diffidence betrays itself in the deep crimson of his brow.

The rose is a discreet visitor; it rushes not suddenly into our presence; its approach is so gradual, its stay so agreeably protracted, and its adieu so cordial, that we are scarcely aware of the thousand annual guests who are waiting admission, and who succeed each other so rapidly as to leave but little time for admiration, and none for regret. We are disposed to pass them over with as little thought or comment as we bestow on the artless calls of the ephemeral world of fashion.

How is the gardener employing himself in yonder border of pinks? Oh, man, man! in what have those poor unfortunates offended, that you tear them thus unrelentingly from their parent earth, and condemn them to exile or to death? Alas! their only offence is a too great simplicity. In the gardener's eye singleness is criminal. Forgive, forgive, consistency; if I approve in practice what I condemn in principle, and if, whilst I execrate the cruelty and injustice of the decision, I admire the taste which dictated it.

The king of flowers approaches, for as the rose possesses all the distinctive traits of royalty, the majesty of beauty, of modesty, and of sweetness, the dahlia is no less distinguished by the more masculine characteristics of magnificence, munificence, lofty grandeur and supremacy.

But who are those rustic strangers that appear so evidently from home in the royal presence? Are they intruders, or have they been brought hither to gratify imperial curiosity? Shrink not, forest, meadow, and hedge-born flowers! Yon *Lobelia cardinalis*, *Asclepius*, *Orchis*, and *Eupatorium*, possess more value in the eye of science than all those monsters which have fattened on the gardener's store of luxuries. And you, humble being, who have been thrown by accident, or drawn by compulsion, into the presence of him who calls himself your superior, blench not, but look boldly, yet unpresumptingly, in the face of man, your fellow; and if frowned upon, support yourself with the idea that you are of more esteem in the eye of Him who "judgeth not as man judgeth," than the proudest monarch who ever wielded an unjust sceptre.

FLORA VERNAL.

REFERENCES TO PLATE.

Pansies.—We are indebted to Mr. Hoog, of Paddington, for the three varieties of Pansies given in our plate this month; the drawings were taken from plants growing in his garden. This beautiful tribe of flowers has of late become very attractive, and, as a natural consequence, great improvements made by attention to their culture. From seeds procured from the best kinds, an infinite variety of flowers may be produced.

Fuchsia elegans.—This distinct and handsome addition to this very much esteemed genus of plants, we received from Messrs. FISHER, HOLMES, & Co., nurserymen, Handsworth, near Sheffield. The variety was received from Port Antonia in the year 1831; it was turned out in the open border early in 1832, and is now a very large plant, and had it not been headed down, it would have been five or six feet high; it forms a most beautiful bush, and is at least nine feet in circumference—flowers abundantly when once established. Messrs. Fisher, Holmes, and Co have plants now ready for sale, and can furnish 200; they have not the slightest doubt of the plant being perfectly hardy.

Cartwright's Prince of Orange Polyanthus.—A drawing of this neat and handsome Polyanthus was sent us by our friend Mr. WIGG, of Leicester. That gentleman states that it had been raised by Mr. CARTWRIGHT, florist, Oadby, near Leicester, who has a stock of the plants on sale. The flower appears to possess properties which are a near approach to perfection. The flower is smaller than some other kinds, but in other respects appears to be a superior kind.

MONTHLY FLORICULTURAL CALENDAR FOR NOVEMBER.

CACTUSES.—Plants that have been kept in the open air during summer, may be brought to bloom successively, by taking such as are desired to bloom immediately into the heat of a forcing pine-house. Other plants, to bloom afterwards, should be kept in a greenhouse, protected from frost.

CALCEOLARIAS.—Plants that have been grown in the open borders during summer, should be taken up and potted, afterwards kept in a cool frame, or a cool part of a greenhouse, being careful not to give much water; just sufficient to keep the soil moist will only be necessary.

CHINESE PRIMROSES (*Primula prænitens*), that have been grown in open borders, will require to be taken up.

CHRYSANTHEMUMS.—Some plants that are grown in pots, and taken into the greenhouse, will be found to have pushed a number of suckers. If the offsets are wanted for increase of the kind, it is advisable to pinch off the tops, so as to prevent their exhausting the plant to the weakening of the flowers. If the offsets are not wanted, it is best to pull up the suckers entire. Attention will be required to watering, as the roots absorb much if given. If the plant is allowed to wither, it checks the flowers, whether in bud or expanded. And so much do we admire this handsome genus of flowers, that we are fully persuaded their beautiful blossoms, exhibited in form and colour, will most amply repay for any labour bestowed on the plants.—(See the excellent article on *Chrysanthemums*, by *IRIS*, page 121.)

DARLIAS, seeds of (if not cut off by frost), will now be perfected. They are best retained in the heads as grown, spread singly where they will not be liable to mould, and kept in a dry (not hot) situation; being thus kept in chaff, the small seeds will not shrivel, but be kept plump. The roots will now require taking up, if not done last month.—(For the directions for taking up, &c., see pages 5 and 33.)

DUTCH ROOTS may most successfully be planted this month (see page 192).

FUCHSIAS, and **GREENHOUSE PLANTS** intended to inure to the open air, will require to have protection at the roots, &c. (see pages 8 and 29.)

HERBACEOUS BORDER PLANTS may still be divided and replanted, (see page 192.)

THE
FLORICULTURAL CABINET,

DECEMBER 1st, 1833.

PART I.

ORIGINAL COMMUNICATIONS.

ARTICLE I.—*On the Cultivation of Cypripediums.* By
Mr. EDWARD LEES, Longford Bridge, Stratford,
near Manchester.

In compliance with your request of information how I cultivate the various species of Cypripediums I possess, I transmit you the following particulars of my mode of treatment, &c.

Cypripedium is from *Kypris*, Venus, and *podion*, a slipper, or lady's slipper, in allusion to the form of the flower, which is shaped like a shoe. The flower is not only singular in appearance, but some of them are very handsome. One of the species is a native of this country, and several others have been introduced from foreign climes.

All the species I possess I cultivate as follows:—I plant them in large pans, sixteen to eighteen inches across, and eight inches deep. These pans are filled one-third of their depth with drainage. For Cypripedium Calceolus, which is a native of Britain, I use pieces of old mortar, lime rubbish, &c., and for the other species broken potsheads.

The compost in which I grow Cypripedium Calceolus consists of the following materials:—One barrowful of decayed straw thatch or leaf mould, but thatch is preferable; one-fourth of sandy red loam, one-fourth of pulverised lime rubbish, and one-fourth of clean sharp grey sand.

The roots are planted very near the surface, and a handful of clean sand placed over the buds or crowns. On the surface of the pans I plant live growing moss, and grass round the edge. The plants have the pots top-dressed once a year, performing it as soon as they have flowered, in doing which the grass is pulled out, and small roots of it are again planted. If I wish to divide my plants (which should very seldom be done), I do it at this season of the year, whilst they are in a growing state, keeping them covered with glass for a week or two, and well watered, if the weather is warm and dry; they scarcely feel the removal.

During summer the pans are kept plunged in a situation where they have the morning sun to shine upon them till ten o'clock.

The same kind of preparation, and treatment in other respects, I have practised with the American yellow-flowered species, viz. *Cypripedium pubescens*, and *C. parviflorum*, with the exception of the lime rubbish; I have no doubt, however, it would also suit these species, but have not tried it.

C. spectabile, also a native of North America, requires a different soil, viz. :—a barrowful of sandy peat earth; half a barrowful of soft peat soil, with *Sphagnum* growing amongst it; the same quantity of old straw thatch or leaf mould, and a similar proportion of sharp grey sand. The roots are planted as described above.

When my plants are in a growing state, I give all the species abundance of water. *C. spectabile* particularly requires it. This latter will not bear removal whilst in a growing state, as the yellow-flowered species do, viz. *C. pubescens*, *C. parviflorum*, *C. humile*. *C. arietinum* should be grown in leaf mould and sand, as light as possible, and be treated in other respects as the before-named kinds.

My reason for planting grass round the edges of the pans is, because I find the roots of *Cypripediums* delight in running amongst the roots of grass. This is very observable on examination, in the summer season, when I have uniformly found vigorous white roots round the inside of the pans, which is a certain sign of health, the best proof whereof is evinced in the vigour of the plants.

I never protect my *Cypripediums* from autumnal rains, as is the practice of many cultivators of this tribe of plants. I find that they do not in the slightest degree suffer from moisture, pro-

vided the pans are properly drained, so that the water can pass quickly away.

During severe frost, I cover the pans with sheaves of clean dry straw, but I allow the plants to have all the moisture of the winter season, when the weather is mild.

By pursuing the treatment as above described for a number of years, this class of plants will be kept in health and vigour, and will annually increase in size. I had this season one root of *C. pubescens*, which produced fifteen flowering stems, and another root of *C. Calceolus*, with thirteen blossoms,—both of which have been grown from very small plants. I have also been most successful with *C. spectabile*.

For a very suitable mode of treatment with the tender species of *Cypripediums*, I refer you to your justly esteemed and respectable correspondent, Mr. MENZIES, who is much more conversant with their treatment than I am.

October 17th, 1833.

EDWARD LEEDS.

[NOTE.—The cultivation of this singularly handsome genus of plants, in the very successful manner which attends the practice of the above gentleman, is to us a matter of much interest and value, and we hope it will be no less so to many of our readers. We feel highly obliged by Mr. LEEDS's attention to our request, and thus enabling us to give in our Magazine the detailed practice of growing the plants with certainty and such signal success, from year to year. We now appeal to the generous reference which Mr. LEEDS has directed us to, and we hope Mr. MENZIES will again oblige us.—CONDUCTOR.]

ARTICLE II.—*On the Treatment of Greenhouse Plants in Rooms.* By Mr. JOHN PLANT, Gardener to T. ANDREWS ESQ., Harpurhey, near Manchester.

Being an admirer of the prevailing practice of cultivating Greenhouse plants in rooms, and having had numerous solicitations for advice as to their management, I am induced to draw up the accompanying remarks, judging that they may be in some degree useful, to a portion at least, of the readers of the *Floricultural Cabinet*. If the hints are thought deserving a place therein, they are at your service. I do not wish it to be understood that I think plants can be grown as vigorous, or blossom as freely in rooms, as those cultivated in well-constructed greenhouses, but I do not

hesitate to assert, that those persons who may think proper to adopt the rules hereafter laid down, will find the result so entirely beyond expectation.

Pots.—The necessity of having pots of various sizes is necessary, the shape however should be uniform, in proportion as follows: viz, five inches deep, (inside measure,) five inches diameter at the top, and three and a half inches diameter at the bottom. Pans should be provided to correspond.

Draining.—Good draining is essentially requisite. Each pot, according to their different sizes should have from two to four inches deep of coal cinders, broken to the size of a child's common play marble laid at the bottom, first placing a piece of pot over the hole at the bottom, taking care the piece is not flat, but of that form that it will freely allow superabundant water to pass off.

Soil.—Take the top spit with the turf upon it from a common or old pasture field, not digging deeper than six inches, the soil should be entirely free from clay, and if the loam be sandy, it is preferable. To this soil add one fourth of rotten horse dung. The longer this compost is laid together, the better. Before using it for planting in, it must be well chopped and broken, but not sifted at all through a riddle, as plants flourish far more freely in the soil when left open, there being a freer passage for water, heat, air, &c. to the roots. There are but five families of greenhouse plants that refuse to flourish in such a compost as the above. I do not include Camellias and Ericas (Heaths), though I have no doubt but they may be cultivated in rooms with success; the latter tribe will be found the most tenacious of injury in such an habitation.

Potting.—I consider it but superfluous saying any thing about propagating plants, when the cost of a small plant is so trifling, and may be obtained at most nurseries.

To begin with a plant procured from the nursery. In the first place, examine if the roots are coming through the hole at the bottom of the pot; if so, this points out the necessity of repotting, which must be repeated until the plant has attained the size required for blooming. The size of the pot for repotting in should be about two inches more in diameter than the one the plant is taken out of.

Water.—River or rain water is the best, and should always be of the same temperature as the room in which the plant is

placed. The pot should always stand in water or feeder, but water should not be allowed to stand in it, excepting when a plant is pushing forth flower-shoots or stems, at which period many plants, particularly strong growing kinds, are much assisted by having a constant supply of it, not to give them, but to allow that given to be dried up before a fresh quantity is given. Particular attention should always be paid that no plant be allowed to flag its leaves. In some stages of growth and situation, there will be found plants that will require water to be given them twice in one day, and at other times not oftener than once a week. The best criterion to know when a plant requires water to be given, is when the soil on the top of the pot appears dry; then a flooding over is sufficient.

Filth.—With some kinds of plants the green fly is often found very troublesome. Sprinkle them over with diluted tobacco-water, or the plants infested may be put into a packing-case, and fumigated with tobacco-paper; by either application the insects will be effectually destroyed. The tobacco-water, or tobacco-paper, may be procured of the tobacconists at a very trifling cost; one shilling expended in either would serve for twelve months, with a number of plants. It is necessary to keep the plants free from dust, and to pick off decayed leaves; also frequently stirring the mould on the surface with a blunted stick. They will require washing over their tops once a week, either by means of a syringe or watering-pot. In frosty weather, watering over their tops should be performed in-doors.

Air and Light.—When the air is not frosty, a free circulation is at all times beneficial. In order to have healthful-looking plants, the branches should not be allowed to touch each other, and should always be kept as near the light as possible, frequently turning the plants, to prevent the heads being deformed, as the natural inclination is to lean towards the light.

Pruning.—Taking off the point of the main shoot of a woody plant when young, causes it to grow bushy, and be formed of a handsome shape. Also, when a plant is making shoots for flowering, taking off the points of the most luxuriant shoots, tends to increase the quantity and size of the blossoms.

Ripening the Buds.—The singularly formed foliage, or shape of some plants, may obtain for them a place in collections, but in general most plants are admired for their blossoms. In order to have them in perfection as well as profusion, it is highly essential

that the embryo, or bud, be in a mature state. Bulbous plants, as *Amaryllises*, *Hyacinths*, &c., when the flower is decayed, the foliage must be encouraged for a few weeks; after which, it may be allowed to die away and remain at rest. The pots retaining the bulbs may be placed on a shelf, where they will be dry, until the time of repotting, which in general will be in October. Those plants which produce their blossoms upon the wood of the same season, as *Pelargoniums* (*Geraniums*), *Salvias*, *Roses*, *Chrysanthemums*, &c., after flowering, require their shoots to be cut back to three or four buds, taking care to preserve the form of the plant, and giving but little water during the state of rest. When the plant begins to grow in the spring, having a larger pot given, and a regular supply of water afforded, and kept in moderate warmth, the blossoms will be produced. Herbaceous plants, as most species and varieties of *Calceolarias*, &c., after flowering, require their tops cutting off, and but little water during their rest; a large pot is given when the plants begin to grow. Deciduous plants, as *Fuchsias*, *Hydrangeas*, &c., when the leaves begin to fall, will require but little water, and rest until spring, when a larger pot will be necessary, and the shoots to be pruned back a little. Evergreens, as *Azaleas*, *Myrtles*, &c., when done flowering, require a larger pot, and their wood encouraging until it becomes ripe. Here I include the *Cactus* tribe, &c. At this potting some of the species will require their old wood thinning out.

Choice of Plants.—The taste of persons being so dissimilar, no list of plants I could furnish would be able to give entire satisfaction; I therefore think it unnecessary to attempt it here, and must leave the amateur to suit himself, his experience and fancy being likely to afford the best directions on the choice of plants suitable for him to cultivate.

October 19th, 1833.

JOHN PLANT.

ARTICLE III.—*On the Treatment of Eranthemum elegans, or Justicia elegans.* By Mr. JOHN PLANT, Gardener to THOMAS ANDREWS, Esq. Harpurhey, near Manchester.

This plant produces its blossoms during October, and thus blooming at a period of the year when flowering plants are very

acceptable for the hothouse or conservatory; such being the fact, and judging no plant compensates more for the attention given it than the one in question, induces me to forward you my mode of treatment with it, hoping the remarks will prove of use to some of the very numerous readers of the *Floricultural Cabinet*.

The *Eranthemum elegans* is termed a shrub or tree. It is a native of the Phillipine Islands, and is very readily propagated by cuttings, taken off at the second or third joint, during any of the spring months, inserting them singly into 48-sized pots, placing them in a hot-bed frame whose heat is from 70 to 80 degrees; the cuttings soon strike root, and may then be taken into the hothouse, and by giving them larger pots as they require (which will be frequent), will make good plants by the time of blooming. I grow them in a rich loamy soil.

I take off the ends of the principal shoots until they have attained the height of a foot or eighteen inches, in order to cause the plants to become bushy, and to increase the quantity of blossoms. I then place under each plant a feeder or pan, and keep them regularly supplied with water until they have done flowering, when the quantity is gradually reduced. The plants are then cut down to three or four joints, and but little water given until the young shoots begin to push in the spring, at which time a larger pot is given.

Under the above method of treatment I have had plants, in 12-sized pots, three and four feet high, literally covered with blossoms.

The soil I use is composed of one half rich sandy loam, to one half of peat earth; the pots are well drained by using cinders.

Sept. 8th, 1833.

JOHN PLANT.

ARTICLE IV.—*On the Treatment of Triverania coccinea*. By FLORALEGUS.

The *Triverania coccinea* is a very handsome herbaceous stove plant, and merits a place in every collection. It is a native of the Island of Jamaica, West Indies. I have admired the plant much, and cultivated it extensively, during the last ten years, and

I am presumptuous enough to conclude, that I can bloom it in such a state of perfection as cannot be excelled. The following particulars include my mode of treatment.

After the plants have ceased blooming, watering of them is gradually lessened until the tops die down; the roots are then preserved in the same pots the plants have been grown in, in a state of rest, until the beginning of February, at which time the pots are earthed over with some fine-sifted soil, then watered freely with the rose, and afterwards placed in a hot-bed frame kept at from 70 to 80 degrees of heat. When the shoots are two inches high, they are carefully raised up, and cut off within the surface of the soil, and planted singly out into 60-sized pots. Afterwards the plants will require repotting, which I always do when I perceive the pots in which they are growing is full of roots. The last sized pots I use is twenty-fours, and when the plants are established in these, they are removed to the conservatory to flower; and during the months of September and October, they make a most splendid and imposing appearance. The soil I use is a light rich loam, with one fourth part of peat earth well mixed with it. The plants will require a free supply of water occasionally. I give manure water, which invigorates the plants, and the blossoms are increased both in size and number.

Sept. 23rd, 1833.

FLORALEGUS.

N.B. I had drawn up the above remarks before I received the October Number of the *Cabinet*, in which Number I find the very excellent article on the *Triverania coccinea*, by Mr. APPLEBY. My method, however, being different in some respects from his, and in its practical results afforded me the highest satisfaction, as well as other persons who have tried my mode of management, I could not withhold transmitting it for insertion in the *Cabinet*, hoping to contribute a little to the gratification of the cultivators of flowering plants.

Oct. 15th, 1833.

F.

ARTICLE V.—*On the Culture of the Genus Lobelia.*

By AN ARDENT AMATEUR.

The genus *Lobelia* comprises plants of much interest to an admirer of flowers: some of them exhibiting blossoms strikingly elegant, brilliant, and beautiful, and of a commanding figure in stature; whilst others, more humble in growth, are equally pretty and pleasing. In the former class, the plant rears up its splendid spike of the richest possible hue; the other, in prostrate beauty, displays a carpet of simple, yet engaging elegance.

Thinking a few hints on the culture of a number of the *Lobelias* would be acceptable to the readers of the *Cabinet*, induced me to draw up the remarks here transmitted for insertion therein.

The *Lobelia* was so named by that eminent French botanist, Father PLUMIER, (who discovered the first species of it, in America,) in honour of Dr. LOBEL, a learned botanist, who published the figures of a great number of plants at Antwerp in 1581, and two or three other gardening books before that time. The genus is now ranked in the class Pentandria, and order Monogynia, although formerly classed in Syngenesia. The natural order is Lobeliaceæ, very closely allied to Campanulaceæ, from which then colour alone distinguishes them.

Lobelia cardinalis and *siphilitica* are natives of Virginia; *fulgens* and *splendens*, natives of Mexico, are the principal half-hardy species (for none of them are entirely so, except *urens* and *Dortmanina*, or Water Gladiole, natives of this country); these are the most frequently cultivated. *Lobelia salicifolia*, *speciosa*, and *Tupa*, are handsome, but require the protection of a greenhouse. All the principal varieties can be obtained at MILLER's garden, near Bristol, where they flower well; the average cost is about 2s. 6d. to 3s. 6d. each. Having seen many gardens and nurseries, I cannot forbear naming that MILLER's is the neatest and best arranged that has ever come under my notice.

All *Lobelias* are poisonous, though some have been used medicinally, as *Lobelia siphilitica*; hence its name. *L. cardinalis* is used as an Anthelmintic, or destroyer of worms. *L. inflatus*, a very active emetic—I believe the most active known. *L. lupu* yields a dangerous poison; the smell frequently causes head-aches. *L. longiflora* is a most venomous plant; when taken inwardly

nothing can stay its effects, and death is the sure consequence. I have inserted these remarks, more closely allied to Botany than other parts of gardening, as a warning to any inexperienced persons, (whom the splendid colour of the flower might deceive,) considering that the names of all, and more especially such dangerous plants, cannot be too fully pressed upon every one's memory.

L. cardinalis and *siphilitica* can be propagated in the best manner from seeds, which ripen well in this country. All the other sorts I have named above, can be propagated from seeds, offsets, and cuttings. I take off the suckers in October, and put one in a pot, protecting them in a frame during the winter, forcing them gently on a dung hotbed; shifting the plants into larger sized pots at various times as they require it. The compost I use, is made up of yellow loam and a small quantity of leaf mould and sand mixed with it. The period when they require this repotting is from February to May. At the commencement of the latter month I remove them into a greenhouse, and harden them gradually to bear the full exposure of the open air. By this time they will have just begun to push forth flower stalks; the plants must then be placed in water—if there is the convenience of an Aquarium, so much the better—if not, a saucer filled with water is a very good substitute. They will begin to flower in July, and, if shaded, will last a considerable time in bloom. Shading is a general rule for all high coloured flowers, such as *Trevirania coccinea*, *Crassula coccinea*, &c. By placing the *Lobelias* in water, they will not require to be removed under a frame for winter protection, though coming originally from so hot a climate as Mexico.

Propagation, by cuttings, is very frequently adopted. In June, take a young stalk, and divide it into lengths of five or six inches each; plant them under a hand glass, upon a border having an eastern exposure; water occasionally. Cuttings thus put off, strike with remarkable facility, and will be well rooted in a month, when the young plants may be managed as above directed.

As the plants always bloom the first or second year, it is the best plan to raise a good supply from seeds. It should be sown immediately after it is ripe, and be protected under a frame. In the spring the seeds will begin to vegetate and the plants appear;

they should be transplanted into pots, and repotted as they require it during the year. The spring following they should be put into pots sufficiently large to give full scope to their roots, when they will be in flower about July.

The suckers should be taken off every autumn; for, if this is neglected, the plant will very likely be lost, as the stem will die down and rot; thereby weakening, if not destroying, the growing plants.

With the little trouble in culture above described, these plants will be one of the greatest ornaments in the flower garden. I have them frequently four feet high.

AN ARDENT AMATEUR.

Stoke, near Bristol, Nov. 1st, 1833.

[NOTE.—The requests of our Correspondent at the close of the article sent, will meet with our attention —CONDUCTOR.]

ARTICLE VI.—*On the Treatment of Nicotiana longiflora, long flowered Tobacco.* By AMICUS FIDO.

In August, 1832, seeds of the *Nicotiana longiflora* were given me by a friend; they were the produce of the same season. With the seeds, I received a description of the plant and flower. It was described to me as a very handsome flowering plant, meriting a situation in any flower garden. Immediately on getting the seeds, I sowed one half in a pot of light rich finely-sifted soil, just covered the seeds, and placed the pots in a hotbed frame. When the plants were strong enough to transplant, I potted them off into 60-sized pots, using a rich soil; I then placed them in the greenhouse, and kept them there till spring. The first week in May I turned out six plants into the open border, under a south aspected wall; the soil of the border is annually enriched during winter or spring with leaf mould and well rotted cow dung. The plants soon took the advantage of the new situation, and by the end of July each was four feet high, and spread proportionably, producing hundreds of pure white blossoms at the same time. They are slightly fragrant; when the sun is powerful the blossoms close up for almost three hours, about the middle of the day; but, during the other part, are fully expanded; and towards evening the plant has a most beautiful appearance.

The remaining part of the seeds, saved from the packet received in August, I sowed the first week in March of the present year. When the plants were strong enough, I transplanted them as I did those of the first sowing, and in May turned them out in the border. The plants grew vigorously, but did not produce more than one half of the flowers that the autumn sown plants did, but produced a great deal more foliage. The cause I am not able to explain, but such was the fact. Early in September I took off a number of lateral shoots, cutting them off close to the mother branch; these I have potted in sandy loam, inserting half a dozen in a pot; I plunged them in a hotbed frame, in which I had had melons. On examination yesterday, I find the cuttings have struck root; these I purpose keeping in the pots, as now struck, until spring, and then pot them off into small pots, and finally turn them into the open border as done by the original plants.

Early in September, I collected some seeds, and sowed the same as last year, and now have some young plants from seeds as well as from cuttings. Which does best next season I hope to communicate to you by the close of the summer.

I have been thus particular, in consequence of the striking difference manifest in the plants as stated, and from the circumstance of the plant well deserving a place in the flower border.

Oct. 23rd, 1833.

AMICUS FIDO.

ARTICLE VII.—*On the Cultivation of Thunbergia alata.* By FLORA.

To those persons who know the *Thunbergia alata*, it is quite unnecessary to offer a word, either in describing the flower, or pointing out its beauties, by those individuals it will not be forgot. However, a remark or two may be of use to those who are not acquainted with the plant.

Thunbergia, is so named in honour of Sir Peter Thunberg, M.D. Professor of Botany in the University of Upsal. It is a native of the East Indies; introduced into this country in 1823. With us it is treated as a stove plant. It is a pretty climbing plant, in flower nearly the whole year. The flower is of a beautiful buff, having a very black centre; the latter colour is the inside of the

tubular part of the flower. The two colours united, make the blossoms very strikingly pretty. The plant is admired by every person seeing it. It certainly deserves cultivating, wherever practicable. I find, that during the summer months, it grows and blossoms freely, either in a greenhouse, warm room, or planted out in the open border; taking the advantage of a sheltered sunny situation, in such a place it has this summer flowered profusely.

The plant has, by many persons, been found difficult to propagate, as well as to keep, from year to year. I have not found either to be so under the mode of treatment I practice.

Propagation.—I take off the lateral shoots when about four inches long, cutting them off quite close to the stem producing them; they are then inserted in sand and loamy soil, about equal parts of each; I plunge them in a hotbed frame, where they strike root in two or three weeks; I then separate them from the cutting pot, planting them in small pots. It is quite essential to strike them in moist heat, for not more than one in ten will strike in a dry atmosphere.

Soil.—I use a rich loamy soil, mixed with a portion of sandy peat and leaf mould.

Culture.—After separation from the cutting pot, and potting them off, I keep them in the frame as long as their height permits, and in some cases I train them to horizontal cords till they are several feet long. The red spider is a most formidable enemy to the plant, but in moist heat the insect is kept off, and the plant will flourish amazingly. As the pot becomes filled with roots, I repot, using one each time about four inches more diameter than the one before grown in it.

When I judge it proper to remove the plants from the hotbed frame, and to place them in the stove, greenhouse, or conservatory, I have slender, green painted, wire frames, about six feet high. They are formed by having four uprights, placed ten inches apart, for large size; and smaller in proportion, suited to the pots; round these uprights, wire is spirally coiled round to the top; the plant is thus trained to the frames, which not only afford a desirable support, but it exhibits the beautiful blossoms entirely to view, forming a most enchanting sight. Some plants I have trained to a frame composed of four uprights made to splay outwards, so that at three feet high, the frame is three feet across; the uprights

are secured together by cross wires. I have already observed that the red spider is an enemy to the plant; its depredations are easily discovered by the foliage appearing with white spots, and the whole becoming pale. When this is noticed, I syringe the plant with soap-suds, taking care it gets well to the underside of the leaves; by twice applying this wash, the insects will be destroyed, the glutinous matter adhering to the foliage for a few days, the insects are hungered out. When a plant is in health, it is advisable occasionally to syringe with water, or soap-suds, and thus prevent the appearance of the insects.

When I plant in the border, in the open air, I turn out of the pots a strong plant, in a light rich soil. If a small plant be put out, I find its weakness prevents its ever making any show, till the end of September, or even October; at which late period of summer, the colours of the flowers are generally injured. I have turned out several plants during the last two seasons, on the thirteenth of May, which by July have been most splendidly in blossom.

September 27th, 1833.

FLORA.

ARTICLE VIII.—*On flowering Nicrembergia phœnicea, (Petunia integrifolia,) Corcopsis tinctoria, (now Calliopsis bicolor,) Salvia cardinalis, Gilia capitata, &c. in a Dwarf manner.* By Mr. WILLIAM HEDGE, Lamport, Cornwall.

All the above plants possess considerable beauty, and are of recent introduction into this country; they certainly merit a place in every flower-garden. The general objection to them is the height to which they grow, when planted in good soil, such as is suited for producing fine blossoms. The plan I have adopted with all the above-named kinds, and others, as Ragwort, Clarkia pulchella, &c., when I wish to have a bed of a sort, is, to lay the branches down. Of the *Nierembergia* and *Salvia*, I raise plants from year to year by taking off cuttings in September. In February I pot the cuttings off, and plant them out in the open border about the middle of May. In planting I lay the ball of earth on its side, and thus proceed to cover the bed entire. Of

the other kinds of plants I sow seeds the first week in September, and place them in a hot-bed frame till up. I then transplant the number required into small 60-sized pots. I harden the plants gradually. In spring, about the end of March, I repot into larger pots. By the middle of May, I turn them out into the open borders, placing them on their sides. When the plants are fixed, it is necessary to secure them down by pegs. In a short time, the tops will begin to rise, and in a fortnight they will generally have an erect growth. They will soon form a mass of flowers, with the ends not rising many inches from the ground; and as lateral shoots will continue to grow, a continued and increased profusion of flowers will be the result, the oblique position of the plants tending to cause an increased production of blossoms. When I wish to have the above-named plants to correspond in size with different dwarf kinds, I lay them down accordingly, and peg down at the place I desire the bend to commence. I have adopted the same plan with Dahlias, and they answer admirably. The sorts with which I tried were upright flowering kinds, and not drooping flowers. For beds of a sort, the above kinds, thus treated, make a most pleasing diversity. I have laid blue slates under some of the kinds, and I find it answer a good purpose, the absorbing rays of heat greatly tending to mature the plants, blossoms, &c.

WM. HEDGE.

Sept. 19th, 1833.

PART II.

EXTRACTS.

Plants figured in the following Periodicals for November:—

Curtis's Botanical Magazine, 3s. 6d. coloured, 3s. plain. Edited by Dr. HOOKER, King's Professor of Botany in the University of Glasgow.

1. *Pimelea sylvestris*, wood Pimelea; class, Diandria; order, Monogynia; nat. ord. Thymelææ. A handsome greenhouse shrub, with rather copious, green and rounded branches, quite smooth. Leaves opposite and decussate,

of a glaucous green colour. This pretty species of *Pimelia*, with its large copious heads of delicate rose-coloured flowers, and prominent stamens with orange-coloured anthers, has been raised in the Glasgow Botanic Garden, from seeds sent by the late Mr. FRAZER, and adds another to the species not hitherto, we believe, cultivated in the gardens of Europe. Culture: increased by cuttings struck in sandy loam, or sandy peat, requires an airy part of the greenhouse. Soil, sandy peat. *Pimelia*, see page 60.

2. *Hypericum hyssopifolium*, hyssop-leaved St. John's Wort. Polyadelphia, Polyandria. Hypericinea. Of the extensive genus *Hypericum* (superikon of Dioscorides) upwards of one hundred and twenty species are enumerated by DE CANDOLLE. Some are employed medicinally, but the greater number recommend themselves by the liveliness and number of their blossoms.

"Hypericum, all bloom, so thick a swarm
Of flowers, like flies, clothing its slender rods,
That scarce a leaf appears,"

a quality in which our present bright yellow flowering species is by no means deficient. It is at present but little known in our gardens. It is a native of the South of France, and also of Tauria, from which latter country it has been introduced into the Edinburgh Botanic Garden, through the liberality of Dr. FISCHER. It flowers in the open border in June. Culture: it is increased by parting its roots as well as by seeds.—Soil: sandy peat, or sandy loam.

3. *Syringa Josekæa*, deep flowered German lilac. Diandria, Monogynia. Oleinea. A new species of Lilac, even though less beautiful than the two in common cultivation, yet being equally hardy, cannot fail to be a most acceptable ornament to our gardens and shrubberies. From the *Botanische Zeitung* for 1831, we learn, that at the meeting of Naturalists in Hamburg, in 1830, on the sitting of the 20th September, Baron JACQUIN exhibited dried specimens of this plant from Siebenburgen, and since its discovery was due to "Frau Baronin von JOSIKA, geborenen Gräfin Czaki," he named it in compliment to that distinguished lady, and gave it a specific character. In another part of the same work we find that not only is the present species a native of Germany but that the common lilac, *S. vulgaris*, which has hitherto been considered almost exclusively of Persian origin, is stated by Dr. HEUFFEL, to adorn with its copious blossoms the inaccessible chalky precipices of the Coerna Valley and Mount Domaglett in Hungary, as well as the whole group of rocks along the Danube. The *S. Josekæa* flowers in the open border in May and June. It was received at the Edinburgh Botanic Garden from Mr. BOOTH, of Hamburg, in 1833. Flowers, panicle terminal, corolla, half an inch long, deep lilac. Leaves shining above, white underneath. *Syringa*, from surigon, a pipe, on account of the uses which the Turks make of its tubular branches.

4. *Acacia graveolens*, strong scented. Polygamia, Monacia. Leguminosa. To Mr. ALLAN CUNNINGHAM we are indebted for a knowledge of the present species; who found it on the margins of rivulets, in the neighbourhood of Hobart Town, Van Dieman's Land, where it was observed in flower and fruit in the month of February. From the seeds which were collected at that period, plants were raised in the King's Garden at Kew. It forms a twiggy shrub in the greenhouse, with angular brown and slightly viscid branches. Leaves alternate, two to four inches long, narrow lanceolate, rigid. Flowers collected into dense heads, the size of a large pea, standing in pairs, yellow. Culture: soil, sandy loam and peat. Increased by cuttings. It requires an airy part of the greenhouse. *Acacia* from Akazo, to sharpen; many species being thorny.

5. *Fritillaria minor*. Lesser Altaic Fritillary, Hexandria Monogynia. Liliaceæ. Of the genus *Fritillaria*, so called from *fritillus*, a dice-box, on account of the shape of the flower, though the chequered blossom rather recalls the idea of a dice-board. Nineteen species are enumerated by SPRENGEL, all remarkable for their large and gracefully drooping flowers, which render them universal favourites with cultivators. Of these, the greater number, perhaps the only legitimate species, are natives of middle or Southern Europe, or Northern Asia. The present new species was discovered by Professor LEDEBOUR, in pastures of the Altai Mountains, and flowered at Carlouric, near Edinburgh, early in May of the present year. Flowers nodding,

from one to three, dark blood red, yellow and distinctly variegated within. *Fritillaria*,—see the beginning of the above remarks.

6. *Pimelea longiflora*. Long-flowered, Diandria Monogynia. Thymelææ. The vegetable inhabitants of New South Wales being in general readily cultivated in peat earth, and easily increased by cuttings, have been in great request for the greenhouse and conservatory, and among them are the different species of *Pimelea*, of which thirty-four species are enumerated by Mr. BROWN, though thirteen only have hitherto been known amongst British cultivators. The present species was introduced to our gardens by Mr. FRAZER, from the southern shores of New Holland, and is rendered beautiful by the comparatively large and globose heads of pure white blossoms terminating the slender and wavy branches. It bloomed in the Glasgow Botanic Garden in June. The plant grows four feet high, or upwards. Culture: increased by cuttings; soil, sandy peat.

7. *Ficus acuminata*. Sharp pointed Fig. Polygamia Diœcia. Urticææ. The genus of the Figs is one of the most extensive among plants, chiefly inhabiting the tropics, many of the species constituting trees of gigantic height, no less remarkable in their fructification than in the sheathing stipules and milky juice, and bearing a great affinity to the Bread-Fruit (*Arto carpus*). *Ficus elastica*, and other species probably, yields Caoutchouc: a few afford esculent fruits, chiefly the common cultivated Fig, *Ficus carica*, and the Sycamore of the Scriptures, *Ficus sycamorus*, whilst the *F. religiosa*, Banyan Tree, or Sacred Fig of the Hindoos, is one of the many astonishing features of Indian vegetation:

- " its wondrous branch
Bent down to earth, new stems can launch,
Which upward spring to bend again,
And form a forest o'er the plain."

No where, perhaps, do the species of *Ficus* so much abound as in the tropical parts of Asia, and Dr. WALLICH alone enumerates in his Catalogue no less than one hundred and five species. The present species has been long cultivated in the Glasgow Botanic Garden, under the appropriate name of *F. cerasiformis*. It is a handsome plant, remarkable for its solitary, pedunculated, pendant, and tempting-looking fruit. *Ficus*: this THEIS traces to the Celtic Figuezen, a fig.

Edwards's Botanical Register. Edited by JOHN LINDLEY, Esq.,
Professor of Botany in the London University. Coloured
4s. ; plain, 3s.

1. *Epidendrum oncioides*. Oncidium flowered. Gynandria, Monandria, Orchidææ. For this noble plant we are indebted to RICHARD HARRISON, Esq. of Liverpool. It has so much the appearance of *Oncidium luridum*, that we at first sight took it for a new species of that genus; it is, however, a genuine *Epidendrum*, nearly allied to *E. odoratissimum* with which it agrees in its delicious and powerful fragrance, similar to the perfume of violets and roses. No doubt the plant is a native of some part of South America. It has been many years in this country, and is in many collections, but it never flowered in this country before that of Mr. HARRISON'S. We think it is one of the most interesting species yet figured; for it is not only handsome, singular, and fragrant, but its flowers are very durable, remaining in perfection for at least a fortnight. Flowers, sepals and petals, dark yellow, with brownish purple ends. Labellum dark yellow. Culture, as other orchideous plants. *Epidendrum*, see page 12.

2. *Anthocersis viscosa*, clammy. Didynamia Angiosperma. Scrophularinææ. This plant is a native of the southern coast of New Holland, where it was first found by Dr. BROWN. It is a handsome shrub, with dark green neat leaves; and if kept in health is a desirable greenhouse plant. Being of a soft nature,

never forming any hard wood, or well ripened shoots, it is peculiarly liable to injury from over-watering, or from the earth in which it is planted becoming saturated; if this happens, it immediately sickens, its leaves losing their dark green colour. Flowers, white. Anthocerssi, from Kerkis, a ray, and anthos, a flower, from the radiated form of flower, being star like in appearance.

3. *Leptotes bicolor*. Two coloured flowered Gynandria Monandria. Orchidææ. This pretty little plant flowered in April, 1833, in the Stove of Mrs. ARNOLD HARRISON. It is a native of the Organ Mountains of Brazil. Its habit seems to be to grow among broken potsherds, decayed vegetable matter, and moss; treated in this way, a small portion will strike root. Flowers. Racemes three flowered sepals white, Labellum white, and blood coloured. Column green. *Leptotes* from *Leptos*, slender; in allusion to the leaves.

4. *Petunia violacea*. Purple *Petunia*. Pentandria Monogynia. Solanææ. Synonyms. *Salpiglossis integrifolia*. *Nierembergia Phœnicea*. See page 144.

We adopt the first name in preference, for the following reasons. *Salpiglossis* is a genus now common in this country, with didynamous stamens and an imbricated corolla, two highly important characters, which are wanting in this plant. *Nierembergia* is, like it, pentandrous; but the peculiar form of the corolla, the absence of teeth upon the disk and the singular lunate stigma of that genus render it impossible to place this in *Nierembergia* without violating every principle of generic distinction: if there is any one genus in Solanææ more natural and more positively defined by obvious and important characters than another, it is *Nierembergia* properly so called, with which this ought on no account to be confounded. But from *Petunia*, of which the now common *Petunia*, *nyctaginiiflora* may be taken as the type, the plant before us differs in nothing whatever except the inflated tube of its corolla, and the size of its embryo: *Petunia* is remarkable for the thickened bases of its filaments, which all arise upon the same plane from the middle of the tube, for its capitate stigma, the oblique limb of its corolla, the leafy segments of its calyx, and for its disk, which bears a distinct tooth on each side where it touches the suture of the ovarium. Now there is not one of these highly characteristic marks in which this plant differs from *Petunia*, to which we, without any scruple refer it.

DR. LINDLEY.

5. *Calceolaria sessilis*. Sessile leaved. Deandria Monogynia. Scrophularinææ. The Hon. and Rev. W. HERBERT raised this species from seeds collected by Mr. CUMING. It is always a neat looking herbaceous species, with a tendency to become shrubby, and is very beautiful when growing vigorously in the open border. Its habits are no doubt those of *C. integrifolia*, to which it is nearly related; it is readily known by the hoary colour of the under side of the leaves, and by the upper leaves being generally sessile, with almost triangular bases. *Calceolaria*, see page 107.

6. *Hibiscus splendens*. Splendid *Hibiscus*. Monadelphia Polyandria. Malvaceæ. A native of New Holland, whence seeds were sent by the late Mr. FRAZER in 1828. In this country it is a stove plant, requiring plenty of light and atmospheric moisture during its season of growth. It flowers in August, and is readily propagated by cuttings. Dr. GRAHAM first described the species from a plant that flowered in the Edinburgh Botanic Garden; and speaking of its great beauty, quotes the following passage from one of Mr. FRAZER's letters:—"I his I consider the King of all the known Australian plants. I have seen it twenty-two feet and a half high; the flowers this year measured nine inches across; they were of the most delicate pink and crimson colour, and literally covered the whole plant." *Hibiscus* from Ibis, a Stork; said to chew this plant, and injeuct as a clyster.

7. *Oxalis divergens*. Diverging Wood Sorrel. Decandria, Pentagynia. Oxalidææ. A native of Mexico, whence bulbs were sent, a few years since, to the Horticultural Society, by Mr. GRAHAM. It is easily cultivated under a frame which excludes all wet and very severe cold; and like all the American species of the same habit, prefers the open soil to the confinement of a pot. It flowers from June to September. Leaves wedge shaped. Scape many flowered, of a pure white.

Sweet's British Flower Garden, coloured, 3s.; plain, 2s. 3d.

Edited by D. DON, Esq., Librarian to the Linnæan Society.

1. *Habranthus miniatus*. Hexandria, Monogynia. Amaryllideæ. This very distinct species, well characterised by its perfectly smooth and even scape, and many flowered spathe, is a native of Chili, and was introduced last year from bulbs, collected in that country by Mr. CUMING. Flowers, umbel of, from two to five flowers, of a red colour, green at the centre. It requires a mixture of vegetable earth and sand, and will doubtless, like most bulbous plants from the same country, succeed well in the open air in a warm sheltered border. *Habranthus* from Habras, delicate; and *anthos* a flower.

2. *Chaetanthera serrata*. Tooth leaved. Syngenesia, Polygamia, Superflua, Compositæ. The plant is perennial, with a somewhat woody caudex, and has been but very lately introduced from Chili, where it is found growing abundantly in sandy places, particularly in the Provinces of Conception, Rere, and Santiago. The plant has been raised from seeds at Mr. WRIGHT'S Nursery, received from Mr. CUMING. The plant is impatient of wet, and should be protected in a pit, or frame, in Winter, and may be increased by slips or seeds. Flowers. The florets of the disk are of an orange yellow, tube green. Florets of the ray of a brilliant yellow, purplish at the underside. The stems rise from the ground about three inches. Blooms in July and August. *Chaetanthera* from Chaita, a bristle; and *anthera*, an anther.

3. *Polygala thesioides*. Flax leaved milkwort. Diadelphia octandria. Polygalæ. Synonyms, *P. gridioides*, *P. cærulea*. The plant is suffruticose, (under shrub,) growing about nine inches high, with many upright, simple, dark purple branches. This pretty little *Polygala* is a native of Valparaiso, in Chile, whence it was introduced last year, seeds being sent by Mr. Cuming. The flowers are of a deep blue, marked with deeper spots. The plant appears to delight in a sandy soil, and may be increased both by cuttings and seeds. *Polygala*, from Poly, much, and gala, milk.

4. *Fuchsia macrostema*; var. *globosa*. Balloon flowered Fuchsia. Octandria Monogynia. Onograriæ. The proneness to variation evident in this, as well as in the species of many other genera of South American plants, has convinced me that *F. gracilis*, and *conica*, are not entitled to be regarded in any other light than as mere varieties of *F. macrostema*. D. DON.

The Botanical Cabinet, 5s., ten plates, coloured; 2s. 6d. partly coloured. Edited by Messrs. LODDIGES'S.

NO. FOR OCTOBER.—(OMITTED IN OUR LAST.)

1. *Erica sordida*. Octandria Monogynia Ericææ. This species is a native of the Cape of Good Hope. It was introduced in 1810, and is of free growth, flowering in June and July. Flowers pale red, tube one inch and a half long. Culture.—It requires the usual airy Greenhouse treatment, and is increased with facility by cuttings. Soil, sandy peat, *Erica*, see page 138.

2. *Camellia Japonica*, var. *imbricata*. Monadelphia Polyandria, Camelliæ. A native of China, introduced to the Garden of the London Horticultural Society in 1824, by their collector, Mr. PARKES. It is a free growing kind, with rather loose growing branches: it flowers early, and is amongst the finest of the varieties, being very large and double; also in some instances beautifully marked, although this is not always the case. They are of a rosy crimson, striped or marked with white. Culture. As usual. *Camellia*, from GEORGE JOSEPH KAMEL, or CAMILLUS, a Jesuit.

3. *Sollya heterophylla*. Pentandria Monogynia. Pittosporææ. This plant is from the South west coast of New Holland, and has been lately introduced. It is a very handsome climbing greenhouse plant, almost hardy enough to bear the open air. Flowers beautiful sky blue, and as they decay turn pale

purple. The size of the flowers is not much larger than the Lily of the Valley. It flowers from June to September. Culture: increased by cuttings or seeds; soil, loam and peat. Sollya, in compliment to A. H. SOLLY, Esq.

4. *Mimulus roseus*, rose-coloured Monkey-flower. Didynamia Angiosperma. Scrophulariæ. This very beautiful species is a native of Northern California, sent in 1831 by Mr. DOUGLAS to the London Horticultural Society: it is perennial, and flowers from July to September. Sometimes it perfects its seeds, by which, as also by cuttings, this elegant plant will increase, and probably soon become universally grown. Flowers: a fine rose, the bottoms of the petals marked with dark red, the interior of the tubulous part of the flower yellow spotted with red. Culture: it is well to set the pot in a pan of water, which will make the plant grow and flower much better; soil, light loam. *Mimulus*, see page 106.

5. *Bletia gracilis*, slender leaved. Gynandria Monandria. Orchidæ. This plant is believed to be a native of Mexico. Messrs. LODDIGES's received it in 1830. It is exceedingly slender in all its proportions; the leaves are of a purplish red colour, and the scape is about a foot in height, producing two or three flowers. Blooms in June. Flowers, greenish yellow. Culture: Messrs. LODDIGES's grow it in the stove, and potted in sandy peat and vegetable earth. It will occasionally admit of increase by separating the bulbs. *Bletia*, from LOUIS BLET, a Spanish apothecary and botanist.

6. *Salpiglossis integrifolia*, see page 144.

7. *Sisyrinchium iridifolium*, iris-leaved. Triandria Monogynia. Iridæ. This is a native of Chili. Messrs. LODDIGES's raised it from seeds received from Mr. CUMING. It produces its flowers in May; they last but a few hours, but a succession of them come out for a considerable time. It has been observed that flowers of short duration are usually splendid in colour; but however we may trace some general rules for this as for other things, still none are universal, exceptions being constantly found, showing how little we are able to understand about the laws of the beautiful works of God, each of which has some perfection, some excellence in form or colour, or some admirable quality to recommend it to our notice, and to excite our gratitude to the glorious Author of our being, the Fountain of all real un fading happiness and joy.—This species flowers in May. The flowers are white, suffused with yellow and red centre, about an inch across. Culture: increased by seeds, or dividing the roots, the plant should be preserved in a greenhouse. *Sisyrinchium*, from Sys, pig or hog; and rhygchos, a snout.

8. *Lupinus lepidus*. Diadelphica Decandria. Leguminosæ. A very pretty little perennial species, a native of North West America, introduced by Mr. DOUGLAS to the garden of the London Horticultural Society. It flowers during the summer months, and does not often exceed six or nine inches in height. Flowers: pale blue, slightly tinged with yellow at the bottom of the petals. Plant very hairy. Culture: increased by seeds; it is quite hardy. *Lupinus*, see page 92.

NO. FOR NOVEMBER.

1. *Fuchsia globosa*. See page 69.

2. *Erica hispida*, rough. Octandria Monogynia. Ericæ. A native of the Cape of Good Hope. Messrs. LODDIGES's raised a single plant of it from seeds received from thence in 1792, and it flowered within two years afterwards. It is a slender quick-growing kind, making many loose branches, which produce numerous flowers near their tops in June and July. Flowers: rosy red, small. Culture: it requires an airy greenhouse, increases freely by cuttings; soil, sandy peat. *Erica*, see page 138.

3. *Callistachys retusa*, bent-leaved. Decandria Monogynia. Leguminosæ. This plant is a native of New Holland. It has been lately introduced, and flowered with Messrs. LODDIGES's in succession from June to August. It appears to grow to three or four feet in height, with a few strong branches, each producing a head of flowers. Flowers, deep yellow. The plant requires the greenhouse or conservatory, and is readily propagated by cuttings. Soil, loam and peat. *Callistachys*, from Kalos, beautiful, and stachys, spike—beautiful spike, referring to flowers.

4. *Oncidium pulchellum*, handsome. Gynandria, Monandria. Orchideæ. This delicate plant is a native of Demerara, growing on trees. Messrs. LODDIGES's have had it several years, but it was not strong enough to bloom till March, 1833. In cultivation the flower-stem has been tied up to a stick, but we have no doubt its true mode of growth in the natural situation is hanging down, which is far more elegant. It continued in flower nearly two months, and has a delicate fragrance. It has constantly been kept in the stove, in a pot with vegetable earth and pieces of broken pot. It has not yet been increased. *Oncidium*, from Ogidion, a tubercle; two prominences on the lip of the flower.

5. *Stanhopea insignis*, noble-flowered. Gynandria, Monandria. Orchideæ. This singularly splendid flowering plant is a native of South America, introduced in 1826. Dr. LINDLEY, who suggested to us the name of *Ceratocbilus* to another species, having since discovered that the name had been already applied by BLUMS to a different plant, has now placed it to the genus *Stanhopea*, as originally constituted by Dr. HOOKER, in *Curtis's Magazine*. The plant appears to grow naturally upon trees, with the flowers hanging down. Flowers: four inches long, various colours in each, as yellow, green, white, and red; the flower is beautifully spotted with red. Seldom have we witnessed a more extraordinary subject in the size and form of its flowers, as well as the curious markings of their different parts; but really both the number and the magnificence of the plants of this class become more and more astounding: they actually comprise a botanical world in themselves. Dr. LINDLEY, in the first three parts of his elaborate *Genera and Species*, has described upwards of a thousand, and this is to be considered only as the beginning of the work, for new genera and species are constantly pouring in from all quarters. The present species requires the stove, and should be potted in vegetable earth. It flowers in September and October.

6. *Thysanotus junceus*, rush-leaved. Hexandria, Monogynia. Asphodeleæ. A native of New Holland, growing near Port Jackson; it was introduced into this country in 1820, but has been lost for several years, till Messrs. LODDIGES's received roots and seeds of it again in 1832: some of the former flowered in June and July following. The flowers open only once, remaining for a few hours, but more are produced for a considerable time in succession. The delicacy and splendour of the flowers is surprising: their colour also peculiarly pleasing and attractive,—all produced from a little tuft of herbage, which when not in bloom it is difficult to distinguish from common grass. Overflowing with elegance and brilliancy, and exquisite skill, are all the works of the gracious Creator, in variety constantly new, in beauty always charming,—awakening the mind to cheerful praise of our most Beneficent Father, who thus in a thousand and a thousand delightful ways is soothing the ruggedness of life's toilsome path, and still endearing Himself more and more to the adoring hearts of his children.—Flowers, about one inch and a half across, of a fine purple; a dark broad stripe of velvety hue, up the centre of each petal; the petals are very much fringed at the edges, which gives the flowers a most interesting and beautiful appearance. Culture: the plant must be kept in an airy greenhouse, potted in sandy peat earth; it does not appear likely to increase, unless seeds will ripen, which has not hitherto been the case. *Thysanotus*, from *Thysanotus*, fringed, three inner sepals.

7. *Goodyera repens*, creeping. Gynandria, Monandria. Orchideæ. This is a native of the northern parts of Europe and America. It is found, according to Sir JAMES SMITH, in Scotland, growing in mossy Alpine woods, but is rare. Flowers small, white, coming in June and July. Culture: it may be cultivated in a pot in peat earth, placed under a shady wall, and will sometimes increase by separating the creeping roots. *Goodyera*, from JOHN GOODYER, an obscure British botanist.

8. *Spirea grandiflora*. Icosandria, Pentagynia. Roseaceæ. This very beautiful hardy shrub is a native of Kamtschatka. Messrs. LODDIGES's raised it from seeds sent to us by Mr. BUSCH, in 1826. It bears a resemblance to *Spirea salicifolia*, but is a much finer plant, and the flowers are double the size. Flowers, fine rose-coloured, and form a handsome spike. Culture: it flourishes in the open ground, in light loamy soil, and flowers in July. Increased by layers or cuttings. *Spirea*, from *Speiro*, a cord; flexile branches.

9. *Tropæolum pentaphyllum*. Five leaved. Indian Cress (Nasturtium). Octandria Monogynia. Tropæolæa. This plant has been lately introduced from Buenos Ayres. It has a tuberous root, from whence arises a climbing stem to the height of two feet or more, producing abundance of flowers during the summer months. It requires the greenhouse protection, and may be increased by cuttings, and should be potted in rich loamy soil. Flowers, a fine light red; the end of the petals green. The flowers are very singular and handsome. Tropæolum, from Tropæum, a trophy; leaf and flower.

10. *Torenia scabra*. Didynamia, Angiospermia. Scrophulariæ. A native of New Holland; introduced in 1831. It grows rapidly, and forms a good sized bush, with many succulent branches, each producing plenty of flowers, which continue successively from June till Autumn. Flowers campanulate, one inch across, pale blue. Culture: it requires a warm greenhouse, increases readily by cuttings, and sometimes bears seeds; the soil should be a rich loam. *Torenia*, in compliment to the Rev. OLEF TOREN, a Swedish botanist.

The Botanic Garden. Monthly, 1s. 6d. large; 1s. small, coloured.

Edited by MR. B. MAUND.

1. *Dianthus superbus*. Superb Pink. Decandria Trigynia.

Old authors extol this species for its fragrance. Parkinson calls it the feathered pink of Austria, and says it is of a most fragrant scent. The *Dianthus superbus* is of short duration, which accounts for its scarcity in small collections. It requires to be propagated annually, by layers or by cuttings. It merits a place in every flower garden. Its pretty pale lilac-coloured feathery flowers, being produced abundantly, gives the plant a most pleasing appearance, in addition to their perfume. There is a white variety of this species; but it is rare. The plant grows from two to three feet high, and flowers from June to September. *Dianthus*, from dias, Jove; and anthos, a flower.

2. *Lilium martagon*, white martagon. Hexandria Monogynia. Tulipacæ. The white variety of martagon is of somewhat more delicate habit than the common, and of a smaller growth. It succeeds best in sandy loam. *Lilium*: the Greeks are supposed to have derived their Leirion, a lily, from Leios, handsome.

3. *Tropæolum majus*, greater Nasturtium, var. sanguineum, bloody. Octandria, Monogynia. Tropæolæa. See page 154.

4. *Eryngium alpinum*, Alpine Eryngo. Pentandria, Digynia. Umbelliferæ. The *Eryngium alpinum*, with its fine feathery involucre beautifully tinted with blue, long continuance in perfection, and general singularity of effect, is worthy of a place in every garden. Culture: it may be propagated by division of roots, or by short cuttings of them, and also by seeds. *Eryngium*, from Eryggano, to belch; expels wind.

On the Cultivation of Epiphytes of the Orchis Tribes. By Dr.

LINDLEY, F.R.S. &c., Assistant Secretary.

This class of plants is comparatively new to Europe, having been generally speedily lost after their introduction. The *Vanilla* seems to have been almost the only species that was known in England in the time of Miller, and little more than twenty were to be found in the Kew Garden during the last ten years of the last century. Not more than twelve or fourteen species had been added to the same garden, in the first thirteen years of the present century; and only nineteen species are mentioned as in the Berlin Botanic Garden, one of the richest in Europe, in 1823.

It was supposed that this want of success was owing to some peculiar diffi-

culty in their cultivation; and it was therefore resolved that an attempt should be made to overcome this difficulty, in the Chiswick Garden. Similar attempts, before or about the same time, were made in the stoves of Messrs. LONDREK'S of Hackney, Messrs. RICHARD and ARNOLD HARRISON of Liverpool, Mr. CATTLEY of Barnet, and others; so that the total number of species of this family of plants found in Britain at the time Dr. LINDLEY'S paper was read, was not less than 200; but in Dr. LINDLEY'S recent publication, upwards of 1000 species are described; while the catalogue of the Paris Garden, made up to 1829, enumerates only nineteen.

The result of various experiments to ascertain the best soil and climate for these plants may be said to amount to this:—"That a well-drained soil, shade, a very high temperature, and an atmosphere nearly saturated with humidity, are the conditions that are requisite to ensure their successful cultivation, and that soil itself is of little importance to them. We have used common garden earth, lime rubbish, gravel, decayed vegetable matter, and moss, and all with equal success, provided the drainage was effectual; and we have found all these equally useless when the drainage was not attended to; a circumstance which is, no doubt, due to the succulent nature of the plants, and to the very imperfect means that most of them possess of parting with superfluous moisture: in consequence of the compact nature of their cuticular tissue, and of the minute size, or small number, of stomata or evaporating pores. We have found that no soil or temperature would nourish them in drought, and that any soil was good when the temperature and atmospheric humidity were carefully regulated. To speak very accurately on these points, I should say, that the mean temperature of the day ought to be 97° or thereabouts, and that its humidity should be at the point of saturation, or nearly so. We have found that the same plants which refused to grow when placed upon the stage of a hothouse, the air of which possessed the necessary conditions of heat and vapour, flourished with all their native luxuriance, if the pots, in which they were planted, were suspended freely by wires from the roof; a difference which, no doubt, depended essentially upon drainage; and we have seen that moss alone would, under these circumstances, maintain in perfect health plants which the most carefully managed soil appeared to kill, if the humidity of the air and the drainage were unattended to.

"Having originally taken great interest in this inquiry, I have for some years been collecting information relating to it, and I find that if we had had, in the beginning, the same knowledge of the native habits of orchideous epiphytes that we now possess, those conclusions, that are now the result of many years careful and expensive enquiry, would have been obvious inferences prior to any experiments whatever having been instituted. The facts that I have collected are the following:—

"Orchideous epiphytes grow naturally upon trees, in the recesses of tropical forests: they establish themselves in the forks of branches, and vegetate amidst masses of decayed vegetable and animal matter. In consequence of their position, there cannot possibly be any accumulation of moisture about the roots. They will also grow equally well upon rocks, and stones in similar situations. Mr. W. HARRISON, of Rio Janeiro, is mentioned by one of the Society's collectors, who visited him, to cultivate, with the most perfect success, above seventy species upon a wall in his garden at Boto Fozo.

"We see some of them germinate and grow most luxuriantly in damp places, in the stove, upon the sides of the garden pots, and among gravel, and Dr. WALLICH found them in all cases growing equally well upon trees and stones, provided the latter had a certain quantity of mould and moss adhering to them.

"In the Botanic Garden at Calcutta they are cultivated with success in raised beds of solid brickwork, so contrived as to secure the most perfect drainage; the soil being rich vegetable matter, mixed with at least two thirds small pebbles, and covered with a dense layer of moss.

"Shade seems essential to them: their natural situation being in deep forests, or among the branches of growing trees. In Brazil they exclusively occupy damp woods and rich valleys, among vegetation of the most luxuriant description, by which they are embowered. In Nipal I learn from Dr. WALLICH

that Orchideous epiphytes grow in company with ferns; and the thicker the forest, the more stately the trees, the richer and blacker the natural soil, the more profuse the Orchideæ and ferns upon them. There they flourish by the sides of dripping springs, in deep shady recesses, in inconceivable quantity, and with an astonishing degree of luxuriance.

"In the Botanic Garden at Calcutta it is found that they thrive best under the shade of trees with dense but airy foliage, such as mimosas, especially the *Acácia stipulata*, the huge stem of which is the more remarkable when compared with the myriads of minute leaflets by which it is formed.

"High temperature and excessive humidity are together the other conditions essential to the well-being of these plants. The hottest countries, if dry, and the dampest, if cool, are destitute of them; while there is no instance of a country, both hot and damp, in which they do not swarm. This can readily be shown."

They are most abundant, in India, in the Malayan Archipelago, the mean temperature of which is between 77° and 78°; and the air is damp to saturation. In Nipal they are only found upon the sides of the lower mountains, where they vegetate among clouds and constant showers. On the continent of India they are almost unknown; because there, though the mean temperature is 80°, the air is dry. In the Calcutta Garden, they grow vigorously in the rainy season, and perish in the hot season. In the hot humid climate of the Isle of France and Madagascar, they exist in vast quantities. In Africa they are rare, except at Sierra Leone, where the air is moist as well as hot; at the Cape they are wholly unknown.

"In America, their favourite station, according to HUMBOLDT, is in the gorges of the Andes of Mexico, new Granada, Quito, and Peru, where the air is mild and humid, and the mean temperature 63° to 67° Fabr. (17° to 19° cent.) In these localities they are so abundant, that, according to the authors of the *Flora Peruviana*, above 1000 species might be found in Tarma, Huanuco, and Xauxa alone. They are not seen farther north than Florida, where a single species, *Epidéndrum conópseum*, is found on the *Magnolia*; but it is well known that the vicinity of the Gulf of Mexico, and the effects of the Gulf Stream, give the vegetation of Florida a tropical rather than extra-tropical appearance. In that country this solitary representation of tropical Orchideæ exists in the same region as myriads of *Tillandsia usneoides*, which usually vegetates beneath the influence of the dampest tropical atmosphere."

In the West Indian Islands, particularly Jamaica and Trinidad, and on the lower ranges of hills more especially, they are abundant. At Rio Janeiro, where the woods are so damp that it is difficult to dry plants, orchideous epiphytes are found in inconceivable multitudes; but at Buenos Ayres, where the air is dry, they are unknown. In the high dry land of Mendoza, the aridity is still greater; and there the whole order of orchideous epiphytes almost entirely disappears. On the west coast of South America, they are unknown as high as Lower Peru; the whole of that region being extremely arid, with the exception of a few valleys. There are two species of Orchideæ found in the Mexican Andes, which are exceptions to the general conditions for the growth of the order; two species in Japan, which will grow in a low temperature; and some in New Holland, which thrive in a mean heat of 66° G'.—*Hort. Soc. Trans.*

On Raising Native Hyacinths. By MR. RYAN, Gardener to SAMUEL WHITE, Esq. M.P.

I have been very successful in raising Hyacinths from offsets. I find the plants which have flowered in glasses or pots produce better offsets than those raised in beds; these, together with the mother and now reduced bulb, I plant at the usual season; the old bulb affords considerable nourishment to the young plants, which rise with great strength the following spring. When the leaves assume a yellow hue, the plants are to be taken up and replanted the

same day, in prepared beds, the stronger by themselves. The strongest plants will shew blossoms the following spring, some of them having from twelve to twenty bells or pipes; these should be reduced to three or four, which should be left on the extremity to draw up the sap: were the whole suffered to remain, the plant would be much exhausted in flowering; and if wholly taken off, it receives a great check.

The bulbs are again to be taken up in October, and replanted as before, not permitting them to remain any time out of the ground. Moisture seems essential to the perfection of the Hyacinth; and I find that those which remain in the ground, and of course subject to its influence, are not at any time affected with the ring disease, by which many of those which are placed in the store are lost every season. This subject is well deserving of attention of Horticultural Societies, who should award prizes to the persons in their respective districts producing the best blow, taking variety and number of roots into account; for in my opinion, as good Hyacinths may be raised in this country, as in Holland, or any where else; as a proof of this I may just mention that, being at one time, a few years since, in want of a Hyacinth to make up the requisite number to qualify me to compete for the Horticultural Society's prize, I took one of my native plants, and this turned out to be the identical one for which the premium was awarded, although in competition with hundreds of bulbs which had been imported from Holland the preceding autumn; indeed I do not hesitate to assert, that any one making trial of the method now recommended, will have the satisfaction of beholding as good a blow as he can produce from imported bulbs.

I use a compost made up in the following manner:—One barrowful of loam from rocky places; one ditto well rotted cow dung; this should not be less if possible than three years old; one-third of a barrow of mould, produced from rotted tree leaves, and about a fifth of a barrow from an old cucumber bed; with this, the bed is to be made two and a half feet deep, and the surface covered with turf-mould, to preserve the bulbs from frost.—*Irish Farmer and Gardener's Magazine.*

PART III.

MISCELLANEOUS INTELLIGENCE.

QUERIES.

ON FLOWERING AMARYLLIS JACOBÆ.—I should feel extremely obliged if any of the numerous subscribers to that excellent publication the *Floricultural Cabinet* would give me any information on the mode of treatment I am to use to cause the *Amaryllis Jacobæ* to flower, having had the bulbs by me nearly three years, but cannot get them to flower.

THOS. JONES.

Coxhill, Oct. 8th, 1833.

ON SAW-DUST.—Can saw dust (from all sorts of timber which has laid for years, till it has become, to all appearance, a black mould) be used beneficially as a mould, or manure to plants and vegetables.

S. C. A.

ON DESTROYING ANTS.—Can you, or any of your readers, inform me through the medium of your very useful and interesting work, how I can effectually destroy ants. Some parts of my flower garden are so overrun with them, that every thing I plant there dies in a day or two. I have no doubt many people, as well as myself, will be much benefitted if any method can be found by which our gardens can be cleaned from such destructive little insects.

F. L. S.

ON GRAVELLY SOIL.—I should be highly obliged if any of your numerous readers would furnish me with any plan by which a gravelly soil can be rendered productive, at a small expense, for a kitchen garden. I recollect that to

burn clay is a certain method of fertilizing it, which induces me to hope I may through the instrumentality of your publications find a remedy for the soil I describe.

STEPHEN CANNON.

ON THE CULTURE OF DUTCH BULBS.—An article on the growth of bulbs such as Hyacinths, Narcissuses, &c. in pots is very much wanted, and if given would be very highly acceptable to a numerous class of the readers of the *Floricultural Cabinet*. I hope some of your numerous correspondents will take the matter in hand.

J. B. DENTON.

ON THE CULTIVATION OF GLOXINIAS.—You would much oblige me by the following request in the *Floricultural Cabinet*:—I am most anxious to obtain information on the growth and mode of preservation, as a *greenhouse plant*, of that beautiful tribe of flowers, *Gloxinia maculata*, *G. speciosa*, &c. Did I not think but that some other or others of its readers, would, in some measure, be gratified by an answer to my query, I should not presume to thus take up part (however trivial) of pages, which have hitherto been devoted, with such capital effect, to instructive intelligence on subjects which you, in their primitive developement, promised they should contain. I congratulate you on the fulfilment of your word.

J. BAILEY DENTON.

P.S. The plants I now have, I perceive, are daily decaying leaf by leaf from moisture or damp.

[NOTE.—We hope some of our correspondents will attend to the request of Mr. DENTON at an early opportunity.—CONDUCTOR.]

ANSWERS.

ON TIGRIDIA PAVONIA, BY SNOWDROP.—This plant has always succeeded very well with me, by planting the tubers in a bed the beginning of March, about three inches apart and three inches deep, and I have enjoyed a constant succession of bloom; but however large the bed, any one would be disappointed who expected that every plant would daily throw out a flower. The tubers are very liable to rot, and great care should be taken to keep them dry after they are taken up, which may be done as soon as the foliage begins to decay.

SNOWDROP.

ANSWER TO MR. JOHN EMORY, OF PIMLICO, PAGE 185, ON THE TIPPED DAHLIA.—I think I cannot better answer your respectable correspondent, Mr. EMORY, than by giving a short history of the Dahlia in question, which was named by JOHN WARD, Esq. "The Incomparable," on account of its eccentricity. I raised it from seed gathered from an old sort known here as Wells's Comet, in 1827. At first, I thought it very much resembled the sort it sprung from; but I observed many buds on the south side of the plant of a pale lilac colour, and when they came into bloom I was surprised to find them tipped with white. Many individuals supposed the tipping was produced by some chemical process. The year following I struck a considerable number from cuttings, and then divided the old roots according to the number of shoots, all of which I planted in various situations. Some were planted upon an old onion bed, which had the year before been manured with night soil, and nearly all the flowers tipped. Others were planted on a north aspect, upon the site where an old thorn hedge had been stubbed, and all of them tipped. Others were planted in the regular way, and some tipped, and others did not. The year following, upon the above two spots, scarcely any tipped. I was advised to try peat, river sand, and half-rotten dung, and again all were self colours. I gave Mr. PAXTON (gardener to his Grace the Duke of Devonshire) a plant, which was planted on a mound of rotten leaves, sand, &c., and every bloom was most beautifully tipped; they were very much admired. The following year Mr. PAXTON set a large quantity in the most conspicuous places, and to his great disappointment there was not a single tipped bloom. Any plan that may be taken cannot be depended upon: however, I would recommend maiden soil, rotten leaves, sand, and a little half rotten dung mixed together, to plant in; and if the ground should be strong and wet, I would recommend a quantity of stones to be put, to act as a drainage.—If the plant is grown too luxuriant, it seldom or ever produces tipped flowers. The more dwarf it is grown the better. Many persons in this neighbourhood

plant them in 12-sized pots, and at the proper season (say about the 12th of May) plunge the pot where they wish them to bloom, and frequently cut off the fibres which grow over the edge of the pot. This plan has often been very successful.

JAMES LEVICK.

Sheffield, Oct. 17th, 1833.

ON THE TREATMENT OF LEVICK'S INCOMPARABLE, OR TIPPED DAHLIA.—Observing some of the correspondents to the *Floricultural Cabinet* are desirous of information on a method of treatment calculated to grow the Incomparable Dahlia with tipped flowers, I send you the method which I have adopted, and by which every blossom becomes beautifully tipped. Instead of planting in the soil of the border, I dig out a large hole, fill it up with well-rotted dung, and then plant the Dahlia therein. After having planted the Dahlia, I spread two or three inches of soil over the dung to make a neat finish, as well as to prevent evaporation from the dung. The above method has succeeded to my utmost expectations.

WILLIAM BARRATT.

Wakefield Nursery, Nov. 6th, 1833.

REPLY TO MR. REVELL'S REMARKS.—In reply to Mr. REVELL'S observations, and entreaties to try his plan of piping Pinks, I tell him I tried it five or six years, and invariably found it fail, to the extent of at least two-thirds. I therefore pronounce it bad; and the best florists tell me it is impossible to succeed without some such precaution as I recommend. I see, upon referring to his article, page 101, that during the last four years he has piped the enormous quantity of 1200! Three hundred a year!! Incredible!!! This is really prodigious work for a commercial florist. I can account for Mr. REVELL'S lack of custom in no other way than that perhaps he has nothing worth purchasing; for his own letter would certainly deter purchasers going to him, when he talks of his standard for Pinks being two inches. If such were brought or sent here, they would be cast upon the muck-heap to rot, or (where it would be more certain destruction) consigned to some quick lime, not omitting Revell's Lady Wharncliffe, a flower of somewhat ten petals, and one of those so foul that the engraver was ashamed to delineate it. As regards the oil-cake I advise, he shows his utter ignorance of its nature and properties, or he would never advise giving rape-cake to the cows. I tell Mr. REVELL I can and do grow Pinks to the size of twelve inches in circumference; nor am I the only grower who attains that size. A friend has just brought me the *Norwich Mercury*, which I had never before seen, and from which I extract the following account of their visit to Mr. THURTELL'S garden. Of the editors of Mr. THURTELL I know nothing but by report, which is, that they are men of the strictest integrity:—"We attended Mr. GEORGE THURTELL'S display at his grounds, and he preserves the same superiority. His beds of Pinks contained some exquisite flowers for size, colour, and regularity. One (Foster's William IV.) must have expanded its petals to a circumference of AT LEAST twelve inches."—What will REVELL'S astonishment and incredulity say to this? Perhaps he may affirm the editors never saw them, or that, through the instrumentality of some magician, two of his (REVELL'S) superb flowers had been converted into one, and by the same means conveyed into Mr. THURTELL'S bed.

I trust I have exculpated myself from Mr. REVELL'S charge of exaggeration in the minds of most of your readers. My sole object in sending from time to time my practical results, is, that florists' flowers may be larger and better grown than at present, and that all small and bad flowers may be cast into oblivion, and those only retained that are of sterling merit. Would such a list be acceptable to your readers? I must beg to thank you for the space this will occupy. I send you the paper from which I have made the above extract, that Mr. REVELL may see it with his incredible eyes.

INNOVATOR.

[NOTE.—We referred to the *Norwich Mercury* newspaper of June 29th, 1833, and find the remarks, verbatim, as given above by our respected correspondent. The list alluded to would be most acceptable and useful to the readers of the *Cabinet*. We will thank our friend for one at his convenience.—CONDUCTOR.]

ANSWERS BY CONDUCTOR.

APRIL NUMBER, PAGE 46.—SNOWDROP asks if urine is applicable for the growth of plants. We have tried it in a diluted state, but however weak, its effects are injurious. Soap-suds, we find, is beneficial when occasionally given; the sediment is apt to form a crust upon the surface of the soil, from which circumstance the soil requires frequently to be stirred, otherwise the plants will become sickly. On the remarks about milk, (see page 184,) we hope our highly respected correspondent will favour us with the result of this practice.

APRIL NUMBER, PAGE 47.—A list of Hyacinths, &c. requested:—
HYACINTHS.

YELLOW.

Duo de Berri d'Or
Grand Alexander
Heroine
Pure d'Or

BLUE

Bouquet Constant
Bouquet Pourpre
Keizer Alexander
L'importante
Nair veritable
Sartorius

WHITE.

Elise

Prince of Waterloo
Pyrene
Gloria florum supreme
Duchess of Devonshire
Duchess of Richmond
Duchess of Portland

RED.

Amicable Elizabeth
Von Deveron
Ravisante
Velours rouge
Josephine
Heurie Quatre

CARNATIONS.

SCARLET BIZARRES.

Wild's Perfection
Waterhouse's Rising Sun
Walmsley's William the Fourth

PINK BIZARRES.

Wakefield's Paul Pry
Cartwright's Rainbow
Gregory's King Alfred

SCARLET FLAKES.

Pearson's Madame Mara

Taylor's Festival
Maudes Rowton

PURPLE FLAKES.

Turner's Princess Charlotte
Lascelles's Queen of Sheba
Allway's Wonder of the World

PINK FLAKES.

Plant's Lady Hood
Fletcher's Duchess of Devonshire
Ty-o's Princess Victoria.

AURICULAS.

GREEN EDGED.

Booth's Freedom
Stretche's Alexander
Howard's Lord Nelson

GREY EDGED.

Waterhouse's Conqueror of Europe
Grime's Privateer
Kenyon's Ringleader

WHITE EDGED.

Hughe's Pillar of Beauty
Lee's Bright Venus
Taylor's Glory

SELFS.

Grime's Flora's Flag
Redman's Metropolitan
Scholes's Ned Lud

POLYANTHUSES.

Pearson's Alexander
Waterhouse's George the Fourth
Cartwright's Prince of Orange
Cox's Prince Regent
Buck's George the Fourth
Collier's Princess Royal

Park's Lord Nelson
Clegg's Lord Crew
Crownshaw's Invincible
Timmin's Defiance
Nicholson's Bang Europe
Eckersley's Jolly Dragon

PINKS.

PURPLE LACED.

Lady Wharncliffe
Lustre
Suarrow
Brilliant

RED LACED.

George the Fourth
Humphrey Cheetham

Claudius
Princess Charlotte

BLACK AND WHITE.

Cicero
Premier
Beauty of Flora
Davey's Eclipse

TULIPS.

RIZARRÉS.

Surpasse Catafalque
 Trafalgar
 Surpasse La Cantique
 Duc de Savoie

BYBLOMENS.

Boquet
 Incomparable

Bienfait

Washington

ROSES.

Triomphe Royale
 Doolittle or Michael de Lisle
 Rose Vesta or Hebe
 Rose Unique

MAY NUMBER, PAGE 68.—*Lechenaultia formosum*.—This plant requires to be grown in peat soil, having plenty of drainage in the pot, and to plant it tolerably high; the centre of the ball to be half an inch higher than the rim of the pot. The plant must have very little water when it is not in a growing state. It requires an airy part of the greenhouse.

PAGE 68.—*Elichrysum proliferum*.—Cuttings strike very readily in moist heat, taking lateral shoots about three inches long, cutting them off close to the branch producing them. The plants should be grown in very sandy peat, draining well, and potting high. When the plants are not in a growing state, little water must be given.

PAGE 68.—*On an Assortment of Auriculas*—An excellent selection of the most superb kinds, may be obtained of Mr. John Revell, Pitsmoor, Sheffield.

JULY NUMBER, PAGE 115.—We never saw Ericas (Heaths) prosper in dwelling-rooms. They require at all times a very free admission of air, and a much colder temperature than rooms are usually kept at.

PAGE 115.—*On Chrysanthemums*, by SNOWDROP.—We have not attempted to obtain seeds, but suppose it will be readily obtained by causing the plants to bloom as early in the season as possible. Impregnation of course must be attended to, and keep the flowers from wet for a week or more after this operation. We intend to give the result of some experiments we are making in order to obtain seeds. The Indian Yellow, and Indian White, bloom the best by having three or four year old plants, and bringing them on to flower early in the autumn. We never could bloom a plant raised the same year. We hope some of our readers, who may be well acquainted with a successful mode of blooming the above kinds, will favour us with the mode of treatment. We had not tried the plan of putting off cuttings in August previous to the present year, the suggestion of our correspondent leading us to it.

PAGE 115.—*On Ceratonia siliqua, St. John's Bread*.—The possibility of fruiting the plant in this country is certain, if the plant has proper protection and room to extend; but it would probably require a good space in a conservatory, and be unworthy the trial. We have it growing in the open air, but never expect to see it blossom or fruit. The plant belongs to the class Polygamia; order, Triæcia. The flowers are apetalous, but the calyx is purple, and thus exhibits a purple flower. The fruit grows from six to twelve inches long, about one inch broad, something in the form of a long pod of the common garden-bean. The fruit-pod is smooth; the seeds are flat and broad. The fruit being gathered and dried, is very palatable, the pulp being sweet and agreeable. The plant, it is said, abounds in Palestine, where there is such plenty of it that it supplies abundance of food for swine, similar to our acorns and beech-mat, as done in this country. The plant also grows in Spain, near Naples, in India, and other Eastern countries.

AUGUST NUMBER, PAGE 111.—We beg to inform Mr. TEW that articles are in hand on the treatment required with the plants named, and the communications will appear in an early Number of the next Volume.

PAGE 141.—*Cactus speciosissimus*.—We have never seen the plant flower when kept in a greenhouse altogether. It may be kept there at all times when not required to be pushed into bloom; but to effect this, it will be necessary to give it additional heat in some situation.

PAGE 141.—*On Watering Greenhouse Plants*.—An article will be given on it in the January Number of our Cabinet.

SEPTEMBER NUMBER, PAGE 163.—An article on forcing Roses is just come to hand, but too late for the present Number.

PAGE 163.—*Wistaria Consequana* (*Glycine Sinensis*).—The plant requires abundance of room for its roots. If turned out in a greenhouse or conservatory, having a good loamy or peat soil, and be well supplied with water, it will blossom profusely. In warm situations it will do well in the open air, training it, as a peach tree, against an open wall.

PAGE 163.—*On Plants for a Gravelly Situation, &c.*—We know of none to answer the wishes of R. N. equal to the Spurge Laurel, or Perriwinkle.

OCTOBER NUMBER, PAGE 184.—*On blooming Cactus speciosissimus*.—If the pot be very full of roots, repot in a rich loamy soil, mixed with lime rubbish from off old plastered walls, and drain well with potsherds. This will cause the plant to increase in size; but it will prevent its flowering for the present. After having ceased flowering very rapidly the plant should be removed from the stove to an out-door situation in summer; and to the greenhouse if at a season when too cold for being placed out of doors. After the plant has been out a few weeks, and then be placed in the stove heat, it will cause it to blossom immediately. After the blooming is over it may be removed to a cool situation for a time, and be again introduced into the stove for flowering as before. When repotting is required it should be done immediately after the plant has ceased flowering.

NOVEMBER NUMBER, PAGE 211.—*On German and China Asters*.—The German Asters, being but improved varieties of China Aster, require the same treatment. Sow in the last week of February on a slight hot bed, or in pots placed in moist heat till the plants are up. Harden them gradually. When large enough to prick out, they should be done either upon a slight hot bed or border, where protection can be given in case of necessity. Prick them from four to six inches apart. In this situation they should remain till the weather is settled enough to venture them in the situations intended for blooming in. The soil of the border should be a fresh loam well enriched. When thus treated the plants will grow from two to three feet high, spreading proportionably, and producing a profusion of flowers of a superior size.

PAGE 211.—*On Gladiolus cardinalis*.—An article on its culture has been sent us, and will appear ere long.

PAGE 211.—*On Nerium splendens*.—The plant should be kept in a cool situation for a season, and then be brought into a high temperature, which will cause it to shew blossom; it must bloom in the same heat. After the plant has done flowering, it should be repotted, kept cool during winter, and taken into high temperature, as before. The plant requires a free supply of water, always about the same temperature as the plant is placed in. Use plenty of drainage in potting. The soil must be a rich loam.

PAGE 211.—*On taking up Tulips, &c.*—We have allowed roots of Tulips to remain for twenty years without being taken up, any further than in autumn to separate offsets from the parent root; this has only been required once in six or eight years. Hyacinths will most likely answer the same way. The Tulips we have so treated always bloom well.

PAGE 211.—*Oxide of Manganese, &c.*—Our practice, or observations, relative to the subject of enquiry, are not such as to lead us to state any satisfactory and useful particulars. We will make experiment, and report the result.

REMARKS.

NEW LILY.—Being a subscriber to your *Floricultural Cabinet*, I have many times observed that you say you would feel obliged by any communications respecting rare and exotic plants. I, therefore, send you a drawing and a description of a plant of the genus of Lillies, which I have in my possession. It was raised from a seed which was brought from the East Indies in 1823. I have only seen one plant of the same sort, and that was raised at the same time as my own, and is in the possession of a relation of mine. I have not

been able by any means to know its name, although I have asked every gardener and florist whom I have met with. They all say that they never saw one of the sort before, and that it is really a very beautiful flower. I hope that I shall in return for my trouble have the pleasure of knowing the name of a plant which I so much admire, and which delights every one who has seen it, as much by its delicious perfume as by its beauty and rarity. It has a large bulbous root, and is seven years in coming to perfection from the time the seed is sown; for before that time the root bears no flower. The leaves grow directly from the root to the length of from three to four feet, the shape of which is represented in the drawing I send you. On a stalk which grows higher than the leaves, and which is about two-thirds of an inch in diameter, are situated the same number of flowers as there are leaves to the plant, which are in general six or seven; I think this is very remarkable. These flowers are of the same shape as the common white lily. Their colour is white with two beautiful scarlet stripes in each petal, and have six stamina and one pistil. I hope that the drawing which I have sent you will give you a better description of this beautiful flower, than I have been able to do by words. I should not have intruded on you had it not been for an advertisement which I saw to your correspondents in your Magazine, in which you say you would be glad if any of your florist friends would forward to you correct drawings of any new and good flowers. I have been wishing for a long time to bring forward this flower, which is I assure you a most splendid one, and which my pencil can badly imitate. If you have ever seen a plant of the sort, and heard its name, you will oblige me by an early answer.

I should wish to know from you direct, or through the medium of your magazine, the method of cultivating that beautiful flower the Auricula, whether you or any of your readers think that liquid manure is advisable, and of what I should compose my manure. I hope I have not been trespassing on your time; but I thought you would be glad to have this communication, and would like to notice any new and exotic plants. I have a seedling which I have raised from the seed of my old plant, and it is now about four years old: in three years more I hope it will flower, and is at present in a very flourishing condition.

AURICULA.

Launceston, August 21st 1833.

[NOTE.—We have an engraving of the Lily in hand.—CONDUCTOR.]

ON THE PROPERTIES OF THE HEART'S-EASE, OR PANSY.—1. The flower-stalk should be strong, straight, and of a proper height, so that the flower may be above the foliage of the plant.

2. The flower should be large, forming a circle; the petals should be large, flat, substantial, and as round as may be consistent with their peculiarly beautiful figure; their edges should be perfectly entire, without notch, fringe, or indenture.

3. The eye should be rather small, the stigma filling the open part of the eye.

4. The colours should be clear and distinct when diversified in the same flower, or brilliant and striking if it consists only of one colour, as purple, &c.; the colours should be permanent, and the eye not deeply pencilled.

REFERENCE TO PLATE.

Mimulus rivularis, var. *Youngii*.—Young's Rivulet Monkey Flower, was raised by Mr. PITT, gardener to ROBERT GODWIN RICKETTS, Esq. Twyford House, Winchester, Hampshire, and was received from Mr. PITT by Messrs. YOUNG'S, Epsom, Surrey, in whose possession the stock of plants now are, and which, we understand, is considerable. The plant is an hybrid, raised between *Mimulus rivularis* and *Mimulus variegatus*, but partakes more of the habit of the former—like it, the present variety is a most profuse flowering plant, but of a more dwarf and compact habit. We have heard of another variety, viz. *Mimulus rivularis* var. *Smithii*, which is something similar to Messrs. YOUNG'S, but on comparison, Mr. JAMES YOUNG informed us that the variety at Epsom

was of a much brighter yellow, the spots was somewhat bigger, and the flower altogether larger. The variety here figured is very striking and handsome, and will doubtless soon be introduced into flower gardens in general. We expect it will be eagerly sought after.

Pansies, Sky Blue and Yellow, and Allen's Queen Adelaide.—These varieties we find are inserted in Mr. Hogg's list, in his Supplementary Treatise on Flowers, and are grown by him at Paddington. Appleby's William Fourth variety was raised by Mr. APPLEBY, florist, St. James's Gardens, Doncaster, who possesses a stock of plants. Each of the kinds is very handsome, and highly deserving of introduction into the flower garden. Having inserted an article on the culture of Pansies in our last Number, and judging our readers would be gratified to see a few more varieties figured, induced us to give three in this Number of the *Cabinet*.

LIST OF ENGRAVINGS OF PLANTS,

In the Floricultural Cabinet, Vol. I.—1833.

FRONTISPIECE.—Carnations: Hird's Alpha, Purple Picotee; Tyso's Princess Victoria, Pink Flake; and Walmsley's William the Fourth, Scarlet Bizarre. (See page 187 for description of properties.)

	<i>Page.</i>	<i>Reference.</i>
<i>Adenophora verticillata</i>	45	46
Allen's Queen Adelaide, Pansy	217	248
Appleby's William the Fourth, Pansy	217	248
<i>Calceolaria Menziana</i>	145	167
<i>Wheeleri</i>	73	94
<i>Calophaea oblongifolia</i>	40	69
<i>Centranthus ruber</i>	73	94
Commander in Chief, Dahlia	1	18
(<i>Enothera tenella</i> , var. <i>tenuifolia</i>)	144	121
<i>Fuchsia elegans</i>	193	216
<i>globosa</i>	59	69
<i>Hesperis speciosa</i>	20	20
<i>Iris pseud-acorus</i>	97	116
Lady Wharnclicke, Pink	145	167
<i>Lobelia speciosa</i>	20	20
<i>Lotus corniculatus</i>	121	144
<i>Lupinus elegans</i>	97	115
<i>Lychnis sylvestris</i>	145	167
Maid of Athens, Pansy	193	216
<i>Mimulus rivularis</i> , var. <i>Youngii</i>	217	247
<i>Mimulus variegatus</i>	145	167
Miss Fanny Kemble, Tulip	169	183
<i>Nierembergia phoenicea</i>	121	144
<i>Oxalis Bowei</i>	97	115
<i>Oxalis crenata</i>	45	45
<i>Pinguicula vulgaris</i>	45	45
Prince of Orange, Polyanthus	193	216
Prince George Pansy	193	216
<i>Salvia pratensis</i>	97	116
<i>Schizanthus pinnatus</i> , var. <i>humilis</i>	25	14
Sky Blue and Yellow Pansy	217	248
<i>Sparaxis tricolor</i>	73	94
Thompson's Favourite, Pansy	193	216
<i>Utricularia intermedia</i>	49	69
<i>Veronica Becabunga</i>	73	94
<i>Chamædrys</i>	121	144
<i>fruticulosa</i>	20	20
<i>hybrida</i>	59	69
<i>officinalis</i>	45	45
<i>saxatilis</i>	20	20

GENERAL INDEX.

	PAGE.
Acacia dealbata, Noticed	93
decipiens, var. <i>præmorsa</i> , Do.	106
graveolens, Do.	232
verniciiflua, Do.	179
Acrotiche ovalifolia, Do.	93
Adenophora verticillata, Reference to Plate	46
Agrostemina pyrenaica, Do.	154
A Jersey Gardener, On the Culture of Fuchsias	196
Δ Lover of Flowers, On Lagerstræmia Indica	30
Alpha, Query on Elichrysum proliferum	68
Alstræmeria aurantiaca, Noticed	181
Amaryllis vittata, On flowering	105
Amaryllis Jacobææ, On Flowering	241
Amelanchier florida, Noticed	107
Amicus, On a Dwarf Yellow Flowering Plant	210
Fido, On Nicotiana longiflora	227
Amygdalis Persica, alba, Noticed	92
Anagallis Monelli, Do.	62
Au Amateur, Query on Fuchsias	115
or Sylvia Green, On Fuchsias	163
Remarks by	111
Gardener, On Bletia Tankervilleæ	145
Remarks by	167
On Cactus speciosissimus	141
An Ardent Amateur, On the Genus Lobelia	225
Andromeda hypnoidea, Noticed	151
An Old F. H. S., Remarks by	166
Anthocersis viscosa	233
Appleby Mr. Thomas, On Triverania coccinea	177
Samuel, On Pelargoniums	88
April Floricultural Calendar	47
Arabis rosea, Noticed	107
Aristides, On the Culture of Gardenia florida	193
Aristolochia labiosa, Query on	141
Ashford Mr. F. F., On Lupinus mutabilis	29
On the Tuberose	86
Aster, Query by	211
adulterinus, Noticed	36
concinus, Do.	204
cordifolius, Do.	136
eminens, Do.	180
sibiricus, Do.	138
Asters, On German and China	246
Astragalus procumbens, Do.	178
vesicarius, Do.	179
A Subscriber, Remarks by	69
On Autumn-flowering Annuals	185
August Floricultural Calendar	144
Auricula, Cultivation of the	157
On a new Lily	246
Auriculas, Query on	96
Collection of	187
Selection of	244
On an assortment of	245

	PAGE.
Autumn-flowering Annuals	185
<i>Azalea indica</i> , and varieties, Culture of	8
Query on the	160
Reply on the	213
<i>ledifolia</i> , var. <i>phœnicea</i> , Noticed	92
<i>pontica versicolor</i> , Do.	11
Balsams, Cultivation of	54
Query on	27
Culture of	105
<i>Banksia prostrata</i> , Noticed	59
<i>Barleria nitida</i> , Do.	61
<i>Bartonia albescens</i> , Do.	37
Barratt Mr. Wm., Observations on the Tipping of Incomparable <i>Dahlia</i>	243
Bath, Lady, Heart's-ease, Do.	205
<i>Bœbera incana</i> , Do.	181
<i>Beaufortia Dampieri</i> , Do.	203
<i>Begonia reniformis</i> , Noticed	35
Bell Mr. John, On <i>Lechenaultia formosum</i>	68
<i>Benthamia fragifera</i> , Noticed	91
<i>Berberis buxifolia</i> , Do.	138
<i>Billbergia zebrina</i> , Noticed	61
<i>Blechnum lanceola</i> , Do.	91
<i>Bletia acutipetala</i> , Do.	12
<i>gracilis</i>	236
<i>hyacinthina</i> , Do.	182
<i>Tankervilleæ</i> , Culture of	145
B. M., Remarks by	112
<i>Bouvardia triphylla</i> , and <i>B. Jacquinnii</i> , Culture of	28
Bradley Mr. J. On <i>Gloriosa superba</i>	113
<i>Brassavola nodosa</i> , Noticed	59
Bristol Society	119
Butterwort, &c. Culture of	98
C. A., On suitable Flowers for Beds	114
<i>Cactus speciosissimus</i> , On Culture of	246
<i>Cactus speciosissimus</i> , Query on	141
var. <i>lateritus</i> , Noticed	136
Remarks on Culture	245
<i>Calandrinia speciosa</i> , Do. Do.	136
<i>arenaria</i> , Do. Do.	155
<i>Calceolaria Bicolor</i> , Culture of	100
<i>crenatiflora</i> , Noticed	152
Do.	179
<i>Herbertiana</i> , var. <i>parviflora</i> , Do.	60
<i>integrifolia</i> , Do.	12
<i>Menziana</i> , Reference to Plate	167
<i>purpurea</i> , Noticed	204
var. <i>elegans</i> , Do.	137
<i>rugosa</i> , Do.	107
<i>sessilis</i> ,	234
<i>viscosissima</i> , Do.	180
<i>Wheeleri</i> , Reference to Plate	94
Caledonian Society	47
<i>Calliopsis bicolor</i> , on Flowering	230
<i>Calliprora lutea</i> , Noticed	107
<i>Callistachys retusa</i>	236
<i>Calochortis luteus</i> , Do.	36
<i>Calophanes oblongifolia</i> , Do.	36
Reference to Plate	69
<i>Camellia</i> , Cultivation of the	49
<i>Japonica</i> , var. <i>imbricosa</i>	235
Cannon Stephen, Esq., Query on Gravelly Soil	242
<i>Canna pallida</i> , Noticed	152

	PAGE.
Cargillia australis, Do.	203
Carnations, Culture of	169—172
Query on	141—168
Drooping, Reply on	164
Notice of New ones	188
On the Properties, &c. of	187
List of	244
Carr Mr. R. C., On the Ranunculus	25
Catananche cærulea, Noticed	206
Catasetum trifidum, Do.	178
Cattleya Forbesii, Do.	179
labiata, Do.	157
C. C. C. C., On Cactus speciosissimus	184
Celsia crtica, Noticed	62
Centranthus ruber, Do.	94
Ceratonia siliqua, Query on	115
Answer on	245
Cercus scotus, Noticed	15
Ceropegia Wightii, Do.	179
Chetanthera serrata	235
Chorizema spartioides, Noticed	156
Chrysanthemum, Cultivation of the	121
Culture and Arrangement of the	73
Query, On producing Seed	115
Answer to Query on	245
Cineraria Tussilaginis, Noticed	12
Cirrhea viridipurpurea, Do.	182
Clarkia elegans Do.	60
C. M. W., Remarks by	114
Coburgia fulva, Noticed	35
Collinsia grandiflora, Do.	16
Collomia Do.	16
coccinea, Do.	205
lateritia, Do.	181
Colours of Flowers, On the	183
Combretum commosum, Noticed	141
Committee of the Metropolitan Society	211
Conductor, On Pansies	199
Conductor, Answers by	244
Constant Reader, On Gentianella	96
On Azaleas	163
Coreopsis Atkinsonia, Noticed	16
tinctoria, On Flowering	230
Corydalis bracteata, Noticed	106
longiflora Do.	59
Cockscomb, Cultivation of the	55
Crassula coccinea and C. varicolor, Treatment of	128
Crimson creeping Cereus, Noticed	35
Crito, On the Metropolitan Society	165
On Pinks, &c.	188
Crocus, On Ixias, &c.	176
lacteus, Noticed	109
Cryptophragmium venustum, Do.	12
Cyclamen repandum Do.	138
Cypripediums, Query on	115
Cultivation of	217
Cyrtanthus spiralis, Noticed	139
Daffodil, On the Propagation of Dahlias	66
Dahlia, On Levick's Incomparable	47
Culture of the	3
By Vertumnus	32
Name, On its Derivation	65

	PAGE.
Dahlia , Query, On Mr. Levick's Incomparable	47
Cuttings, On Raising	96
New and Handsome	18
List of New	19
Notice of New	188
Propagation of	66
Daphne odora , Noticed	93
Dendrobium pulchellum , Do.	108
speciosum, Do.	179
Delta , Query, On Cyrepediums	115
Denton J. Bailey , Query on Dutch Bulbs	242
Query on Gloxinias	242
Dianthus , On destroying Wood-lice	66
Dolichos lignosus , Noticed	110
Doncaster Society	71
Doryanthus excelsa Query on	141
Dracophyllum secundum , Noticed	179
Dryandra armata Do.	91
Duvaua dependens , Do.	59
latifolia, Do.	92
ovata, Do.	36
Dutch Bulbs , Query on	242
Dwarf yellow flowering plant , On a	210
Earwigs , To destroy	66
Ebor , On flowering <i>Amaryllis vittata</i>	105
E. D. W. Query, respecting culture of Pansies	115
Edwards, Mr. Edward , On <i>Tigridia pavonia</i>	212
Elichrysum filiforme , Noticed	156
proliferum, Query on	68
Noticed	245
Emory, Mr. John , On Levick's Incomparable <i>Dahlia</i>	185
Engravings of Plants , List of	248
Enquirer , On <i>Verbena melindres</i>	21
Epacris campanulata , Noticed	93
alba, Do	108
ceræflora, Do	106
heteronema, Do	153
nivalis, Do	135
Epidendrum aloifolium , Query on	141
Harrisonia, Noticed	12
oncioidioides	233
Epiphytes of the Orchis tribe , Cultivation of	238
pygmæum, Do	59
Eranthemum elegans , Treatment of	222
Erica canthareiformis , Noticed	182
hispida, Do	236
pencillata, Do	62
quadrata, Do	62
sordida, Do	235
s, Cultivation of	172
Query on	115
Remarks on	245
Eryngium alpinum	238
Bourgati, Noticed	37
Erythrina Crista Galli , Culture of	6
poianthus, Noticed	90
velutina, Do	58
Essex Practical Gardener , On <i>Camellias</i>	49
Eucalyptus amygdalina , Noticed	153
Eugenia trinervia , Do.	35
Ferguson, Mr. John	28
Ficus acuminata	233

	PAGE.
F. L. S., Query on destroying Ants	241
F. H. S.	208
Florist Flowers, A Select List of	244
Flora, Query on Balsams	20
On derivation of the Dahlia name	65
On <i>Thunbergia alata</i>	228
Vernal	214
Floralegus, On <i>Trevirania coccinea</i>	223
Florists' flowers, where to obtain	95
Query on	47
Fritillaria minor, Noticed	232
Fuchsias, Culture of as Border plants	7
Query on	115
Reply on the Culture of	141—163
elegantis, Reference to plate	216
gracilis, Culture of in the open border	151
globosa, Noticed	14
Reference to plate	69
macrostema, var. globosa	235
Gardenia florida, Culture of the	193
Gazania rigens, Noticed	156
Gelonium fasciculatum, Do.	59
Gentiana acaulis, Query on	96
Cultivation of	130
Geraniums, Cultivation of	88
German and China Asters, Query on Culture	211
Gesneria Douglassii, Noticed	109
Gifford, Mr. Win.	143
Gilia capitata, On flowering	230
Gladiolus cardinalis, On Culture of	246
Gladiolus cardinalis, Query on	211
Watsonias, Noticed	152
Glenny, Mr George	214
Globularia vulgaris, Noticed	15
Gloriosa superba, Query on	20
Gloxinias, Query on Culture	242
Gloxinia speciosa, Noticed	11
Gnidia imberbis Do.	156
Gompholobium capitatum, Do.	14
tenuis, Do.	180
venulosum, Do.	59
Gongora atropurpurea Do.	35
maculata, Do.	204
Goodyera repens	237
Greenhouse plants in the open border, List of	38
Treatment of in rooms	219
Gravelly Soil, Query on	241
Guernsey Lily, Query on the	68
Habranthus miniatus	235
Half-hardy annuals, List of	22
Hall, Mr. J. C., jun., On culture of <i>Gentianella</i>	130
Hannibal, on Florists' Rules	68
Hardy annuals, List of	43
Harrison, Mr. George, On the Balsam	56
On <i>Crassula coccinea</i> , &c.	128
Haworth, A. H. Esq., Arrangement of <i>Chrysanthemums</i>	74
Hæmanthus puniceus, Noticed	152
Heart's-ease, Query on	115—167
Reference to plate	216
Culture of	199
Culture and list of	139
Heaths, Cultivation of	172

	PAGE.
Query on	115
Hedge, Wm.	230
<i>Hedychium ellipticum</i> , Noticed	14
<i>Helleborus niger</i> ; var, <i>vernalis</i> , Do.	61
<i>lividus</i> Do.	93
<i>Hermione aperticorona</i> , Do.	93
<i>tereticaulis</i> , Do.	16
<i>Hesperis speciosa</i> , Reference to plate	20
<i>tristis</i> , Noticed	166
<i>Heteropteris chrysophilla</i> , Do.	91
H. G. S., On raising <i>Rauunculus</i>	126
<i>Hibiscus splendens</i>	234
His Lordship, On propagating Dahlias	113
Hogg, Mr. Thomas, On Springfield Rival Dahlia	165—189
's Supplement on Flowers, Reviewed	139
Hoya Pottsii, Noticed	183
Human urine, Query on	46
<i>Hunnemannia fumaricifolia</i> , Noticed	206
<i>Hyacinths</i> , Culture of	97—174—195
On raising Native	240
List of	244
<i>Hyacinthus amethystinus</i> , Noticed	156
<i>Hydrangea</i> , Query on	21
To change the colour of the flower	104
<i>Hydrastis Canadensis</i> , Noticed	59
<i>Hypericum hyssopifolium</i> , Do.	232
<i>Hypoxis ramosa</i> Do.	108
Incomparable, Levick's, Dahlia, Query on	185
Do.	47
Innovator, On the Pink	146
On the Hyacinth	195
's Reply to Mr. Revell on Pinks	243
<i>Iris</i> , on <i>Chrysanthemums</i>	121
Remarks by	166
Query on Carnations dying	141
Observations, Remarks, On	212
<i>bicolor</i> , Noticed	15
<i>biglumis</i> do.	61
<i>Hungarico</i> do.	183
<i>Pseudacorus</i> , Reference to plate	116
<i>reticulata</i> , Noticed	93
<i>Ixia curta</i> , do.	182
<i>Ixias</i> , <i>Gladioluses</i> , <i>Antholyzas</i> , <i>Watsonias</i> , and <i>Lachenualis</i> , On the	176
Culture of	176
Do. do. do. do. and Guernsey Lilies, Query on	141
Do. do. do. do. Culture of	186
Jackson, Mr. Wm. On the Polyanthus	131
<i>Jasminium Sambac</i> , <i>Pleno</i>	92
J. C. H. Remarks by	113
J. D. H. Remarks by	110
Jewitt, Mr. O. On Butterwort and Bog Plants	98
Jones Mr. Thomas, Query by	241
July, Floricultural Calendar for	120
June, Do.	96
<i>Justicia callitricha</i> , Noticed	92
<i>speciosa</i> , do.	62
<i>elegans</i> , Treatment of	222
J. W., Query on <i>Gladiolus cardinalis</i>	211
Kemble, Miss Fanny, Tulip, Reference to Plate	183
<i>Kennedia longiracemosa</i> , Noticed	109
<i>Lagerstramea indica</i> , Culture of	30
Leaves, Appearance of, magnified	183

INDEX.

255

	PAGE.
<i>Techenaultia formosum</i>	245
<i>Ledebouria hyacinthia</i> , Noticed	35
Leeds, Mr. Edward, On <i>Cyripediums</i>	217
<i>Leontice Altaica</i> , Noticed	107
<i>Leptotes bicolor</i>	234
Levick Mr. James, Observations on the Tipping of Incomparable <i>Dahlia</i>	242
Levick's Incomparable <i>Dahlia</i> , On	243
<i>Leucopogon Richei</i> , Noticed	134
Lily, on a New	246
<i>Limnocharis Humboldtii</i> , Noticed	138
Lindley Dr., on Culture of <i>Epiphytes</i>	238
Liquid Manure, Application of	158
<i>Loasa alba</i> , Noticed	94
<i>nitida</i> , do.	109
<i>Placéi</i> , do.	12—137
<i>Lobelia colorata</i> , Noticed	16
<i>mucronata</i> , do.	11
<i>speciosa</i> , Reference to Plate	20
Culture of the Genus	225
<i>Tupa</i> , Noticed	180
London Horticultural Society's Gardens, Exhibition at	166—189
<i>Lotus corniculatus</i> , Reference to Plate	144
Luff, Mr. Thomas, Query on <i>Nerium splendens</i>	211
<i>Lupinus</i> , Query on the bursting of Pinks	140
<i>elegans</i> , Noticed	92
<i>elegans</i> , Reference to Plate	116
<i>lepidus</i>	236
<i>mutabilis</i> , Culture of	29
var <i>Cruickshankii</i> , Noticed	154
<i>ornatus</i> , do.	205
<i>rivularis</i> , do.	136
<i>Lychnis fulgens</i> , Query on	115
<i>Pyrenaica</i> , Noticed	202
<i>sylvestris</i> , Reference to Plate	167
<i>Lysimachia Azorica</i> , Noticed	203
Mackenzie, Mr. A. On the Carnation	172
<i>Malpighia fucata</i> , Noticed	109
<i>Malva umbellata</i> , do.	155
Mantell's Floriculture, Reviewed	34
<i>Maranta bicolor</i> , <i>minor</i> , Noticed	93
March, Floricultural Calendar for	23
Marnock, Mr. R. Remarks by	212
Marsden, Mr. James, On <i>Hydrangea hortensis</i>	104
<i>Maxillaria punctata</i> , Noticed	61
<i>racemosa</i> , do.	36
<i>Warreana</i> , do.	15
May, Mr. Wm, Remarks by	213
Floricultural Calendar for	71
<i>Melaleuca Frazeri</i> , Noticed	12
<i>Melastoma malabathrica</i> , do	108
Menzies, Mr. John, On the Cultivation of <i>Azalea indica</i> , &c.	8
On the Genus <i>Nuttallia</i>	125
Reply, On <i>Azalea indica</i> , &c.	212
Metropolitan Society	213
Mignonette, To flower during Winter and Spring	65
Miles, Mr. James, On the <i>Ranunculus</i>	81—124
<i>Milla biflora</i> , Noticed	13
Milk, Query on	46
<i>Mimosa pudica</i> , Culture of	31
<i>Mimulus roseus</i> , Noticed	108—205—236
<i>variegatus</i> , Reference to Plate	167
<i>rivularis</i> , var. <i>Youngii</i> , Do.	217

	PAGE.
Montague, Mr. W. on the Treatment of Fuchsias in pots	141
Moscharia pinnatifida , Noticed	14
M. S. Y. Query on <i>Tisridia pavonia</i>	162
<i>Myrsine capitellata</i> , Noticed	35
<i>Narcissus angustifolius</i> , Noticed	110
<i>interjectus</i> , d.s.	138
<i>recurvus</i> , do.	61
<i>Neja gracilis</i> , do.	37
<i>Nerium splendens</i> , On blooming	211
<i>Nerium splendens</i> , On Treatment of	246
New Lily, Remarks on	246
Newcastle Society	47
<i>Nicotiana longiflora</i> , Treatment of	227
Noticed	109
<i>persica</i> , do.	108
<i>Nierembergia phœnicea</i> , On flowering	230
Noticed	109
<i>Nierembergia phœnicea</i> , Noticed	156
Reference to Plate	144
Nottinghamshire Florist, On Dahlias	3
November, Floricultural Calendar for	216
<i>Nuttalia</i> , Culture of the Genus	126
October, Floricultural Calendar for	191
<i>Œnothera biennis</i> , var. <i>grandiflora</i> , Noticed	154
<i>concinna</i> , Do.	37
<i>densiflora</i> , Do.	108
<i>tenella</i> , var. <i>Tenuifolia</i> , Do.	107
Reference to Plate	144
<i>Oncidium Harrisonia</i> , Noticed	36—62
<i>pulchella</i> , Do.	237
<i>Opuntia aurantica</i> , Do.	155
<i>Orobus auranticus</i> , Do.	137
<i>aureus</i> , Do.	156
<i>Oxalis Bowiei</i> , Do.	92
Reference to Plate	115
<i>brasiliensis</i> , Noticed	182
<i>crenata</i> , Reference to Plate	45
<i>divergens</i>	234
Oxide of Manganese, Query on	211
Oxide of Manganese, Observations on	246
Oxley Mr. John, On the Culture of the Cockscomb	55
<i>Oxylobium ellipticum</i> , Noticed	134
<i>Pultenea</i> , Do.	151
Pansies, Query on	115—167
Reference to Plate	216—248
Culture of	199
Culture and List of	139
On Properties of	247
<i>Passiflora edulis</i> , Treatment of	27
<i>phœnicea</i> , Noticed	154
Paul Pry, On raising Double Stocks	89
Query on Auriculas	96
Pelargoniums, Cultivation of	88
<i>Periploca græca</i> , Noticed	138
Peters Mr. A., Query on Heaths (<i>Ericas</i>)	115
<i>Petrophila trifida</i> , Noticed	15
<i>Petunia violacea</i>	234
<i>Philanthos</i>	172
<i>Phlox Wheeleriana</i> , Noticed	37
<i>Pholidota imbricata</i> , Do.	108
<i>Pimelea arenaria</i> , Do.	202
<i>hispida</i> , Do.	60—182

	PAGE.
<i>Pimelea longiflora</i> , Noticed	233
<i>sylvestris</i> , Do.	182—231
<i>Pinguicula vulgaris</i> , Reference to Plate	45
Pinks, Carnations, Dahlias, &c., Remarks on	188
Cultivation of	101
On Growing	146
Remarks on Innovator's, Article on	212
On Piping	196
List of	244
<i>Piptanthus nepalensis</i> , Noticed	181
<i>Plagianthus divaricatus</i> , Do.	203
Plaut Mr. John, On Plants in Rooms	219
On <i>Eranthemum elegans</i>	222
Plants in Flower in January	24
suitable for Sharp Gravel, Query respecting	163
Answer to do.	246
<i>Platycodon grandiflorum</i> , Noticed	181
<i>Platylobium Murrayanum</i> , Noticed	153
<i>obtusangulum</i> , Do.	153
<i>Pleurothallis prolifera</i> , Do.	153
<i>Pogostemon plectrauthoides</i> , Do.	91
<i>Polianthes tuberosa</i> , History of	208
<i>Polyanthus</i> , Cultivation of the	131
Prize of Orange, Reference to Plate	216
List of	244
<i>Polygala thesioides</i>	235
<i>Pomaderris andromedaefolia</i> , Noticed	13
<i>betulina</i> , Do.	12
<i>Potentilla glandulosa</i> , Do.	92
Price Mr. J., Query, On Guernsey Lily	69—185
<i>Priestleya villosa</i> , Noticed	12
<i>Primula amœnea</i> Do.	135
<i>sineensis, alba</i> Do.	93
Prince of Orange <i>Polyanthus</i> , Reference to Plate	216
Priscilla	20
Prize Flowers exhibited in 1832	63
<i>Prockia crucis</i> , Noticed	108
<i>Psilotum triquetrum</i> , Do.	62
<i>Pshychotria daphnoides</i> , Do.	58
<i>Pteris pedata</i> , Do.	107
<i>Pultenæa rosemarinifolia</i> , Do.	92
<i>subumbellata</i> , Do.	135
Queen of Sheba, Carnation, Noticed	188
Ramsden, Lady, Dahlia, Noticed	188
Ranunculuses, On the Failure of	148
On Raising from Seed	124—126
Culture of	25—81
On the Failure of	143
On Raising from Seed	16
Catalogue of	17
Remarks, by An Amateur, On Camellias, &c.	111
B. M.	112
Remarks by J. D. H.	110
J. C. H.	113
Snowdrop	141
Veritas	143
Mr. Wm. Gifford	143
Mr. T. K. Short	111
on the Statement of An Old F. H. S.	211
No. I.	68
No. I. and No. II.	69
Reply to Queries, by the Conductor	244

	PAGE.
Request of Snowdrop	184
Revell Mr. John, On Liquid Manure	53
On the Pink	101
Reply on Carnations dying	164
Remarks on growing Pinks	212
Rhipsalis mesembryanthemoides, Noticed	62
Rhododendron capitulatum , Do.	138
capitulatum ^{biense} , Do.	110
Risby Mr. T. J., Query about Florist Flowers....	47
Rock Mr. J., On the Humble Plant	31
Rosa, Query on forcing Roses	163
Banksiæ lutea, Noticed	157
Rose, Culture of the	206
Roses, Query on forcing	163
R. R., Query on Plants for Gravelly Soil	163
Rubus roridus, Noticed	155
Rudbeckia pinnata, Do.	110
Ruellia oblongifolia, Do.	15
Rules of a Florists' Society, Query respecting ..	62
Ryan Mr., On Native Hyacinths	240
Saccolabium papillosum, Noticed	13
S. A. P. Query on Tulips, &c.	211
S. C. A., Query on Saw Dust	241
Saint Patrick, On Erythrina Crista Galli	6
Query on Solandra grandiflora	21
On the Culture of Balsams	57
Salpiglossis linearis, Noticed	152
integrifolia, Do.	236
Salvia Africanus, Culture of	9
anjustifolia, Noticed	13
Cardinalis, On flowering	230
pratensis, Reference to Plate	116
Santalum album, Noticed	91
Sarracenia flava do.	157
Sauroglossum elatum, do.	204
Saxifraga aizoon, do.	182
Saw Dust, Query on	241
Schizanthus pinnatus, var <i>humilis</i> , Noticed ..	14—137
retusus, do.	154
Scilla villosa do.	12
Scutellaria alpina do.	62
Sempervivum villosum do.	13
Senecio Tussilaginus do.	13
September, Floricultural Calendar for	168
Sharman, Mr. John	27
Short, Mr. T. K. On Salvia Africanus	9
On Calceolaria bicolor	100
On the Culture of Hyacinths	174
On the Culture of Ixias	186
Sisyrinchium iridifolium	236
S. J. On Fuchsias as Border Plants	7
Snowdrop, Answer on Culture of Tigridia pavonia ..	242
Suggestions for Conductor, &c.	46
Remarks on No. 1, of the Cabinet	68
Reply to Mr. Risby, on Florist Flowers ..	95
On the Culture of Balsams	105
Queries on Chrysanthemums	115
On growing Ranunculuses in pots	143
On piping Pinks	196
Soap suds, Query on	46
Soils, How to detect the various kinds, Query on ..	114
Solandra grandiflora, Query on	21

	PAGE.
Solandra grandiflora, Cultivation of	83
guttata, Noticed	13
Solanum crispum, Do.	157
ligustrum, Do.	182
runcinatum, Do.	16
Sollya heterophylla, Do.	235
Sparaxis tricolor, Reference to Plate	94
Spirea bella, Noticed	138
grandiflora, Do.	237
Springfield Rival Dahlia, Remark on	165-189
Reply relative to	214
Stachys albicaulis, Noticed	14
Stanhopea insignis, Do.	237
Stenactis speciosa, Do.	60
Stent Mr. William, On raising Double Stocks	103
Stocks, Query on	21
On raising Double-flowering from Seed	69-123
Streptocarpus Rhexii, as a Border Plant	56
Sylvia Green	164
Symplocarpus fœtidus, Noticed	35
Syringa Josekæa, Do.	232
Tallies for Roses	94
Tate Mr. Richard	21
T. B., On destroying Wood-lice	65
Tender Annuals, List of	21
Tender and Hardy Annuals, List of	42
Tetragonolobus siliquosus, Noticed	156
Tew Mr. Joseph, Query on blooming Plants	141
T. G. S., On the Carnation	169
Thysanotus junceus	237
Thornton Mr R., Query on St. John's Bread	111
Thunbergia alata, Culture of	228
fragrans, Noticed	61
Tiro Florilegus, Query on German Asters, &c.	211
Tillandsia setaceous, Noticed	203
Tigridia pavonia, Culture of	212
Query on	162
On Culture of	242
Trifolium uniflorum, Noticed	15-137
Tigridia pavonia, Answer on Culture	242
Trillium erectum, var. viridiflorum, Noticed	134
Triverania coccineum, Culture of	177-223
Tropæolum Majus, var. atrosanguineum, Noticed	154-238
Tuberose, Culture of	80
History of	208
Tulip, Query by, On the Carnation	163
Tulip Beds, A Moveable Frame for	85
Tulip, Culture of the	149
Tulipa, Query, On Culture of	90
Tulips, Query on	95
Tulips, Query on	211
Tulips, On taking up the Bulbs of	246
List of	245
Tyso Rev. Joseph, On Tallies for Dahlias, &c.	95
On Failure of Ranunculuses	148
Urine, Remarks on, by Conductor	244
Query on, by Snowdrop	46
Utricularia intermedia, Reference to Plate	69
Vaccinium arboreum, Noticed	15
Verbena alata, Noticed	16
Melindres, Query on	20
On Propagating the	67

	PAGE.
Verbena radicans, Noticed	206
venosa, Do.	181
Veritas, Remarks by	142
Veronica Becabunga, Reference to Plate	94
Chamaedrys, do.	144
fruticosa, do.	20
hybrida, do.	69
officinalis, do.	45
saxifraga, do.	20
Vertumnus, On the Culture of Dahlias	32
On propagating Dahlias	96
Voiceless Preacher, The	214
W. B., Query on Double-flowering Stocks	21
W. B. P., On a Frame for Tulip Beds	85
On the Culture of Tulips	149
Westringia longifolia, Noticed	15
Wharnciffe Lady, Pink, Reference to Plate	167
Whiddon Mr William	67
Wistaria consequana, Query on	163
Answer on	246
W. K., On Solandra grandiflora	83
Wonder of the World Carnation, Noticed	188
Wood lice, To destroy, in frames	65
Wrightia pubescens, Noticed	93
W. W. J., Query respecting Soils	114
Xerophyllum setifolium, Noticed	180
X. Y. Z., Query on Wistaria Consequana	163
Zinnia tenuiflora, Noticed	37
Zygopetalum stenochilum	93

END OF VOL. I.

