

1932

年

第

第

10

卷

月

FF93-1934



中華民國二十一年十月份

中華國有鐵路

行車統計月刊

鐵道部總務司統計科編訂

TRAIN STATISTICS
OF
CHINESE NATIONAL RAILWAYS

FOR THE MONTH OF OCTOBER.
1932

Division of Statistics, Department of General Affairs
Ministry of Railways,
Nanking, China.



旅客列車統計

二十一年十月份

項 目 CLASSIFICATION	平 漢 P. H.	北 甯 P. M.	津 浦 T. P.	京 滬 N. S.	滬 杭 甬 S. H. N.
列車公里 TRAIN KILOMETRES RUN :-					
尋常 Ordinary	116,656	139,157	125,609	154,614	72,625
特別 Special	26,329	2,222	3,273	4,773	2,113
混合 Mixed	28,268	8,087	30,276	7,553	10,505
共 計 Total	171,253	149,466	159,158	166,940	85,243
上年本期 Same period last year	157,469	283,814	172,600	227,576	88,710
機車鐘點 LOCOMOTIVE HOURS WORKED :-					
尋常 Ordinary	4,721	3,044	3,620	4,171	1,906
特別 Special	1,059	144	107	120	51
混合 Mixed	1,788	262	951	207	329
共 計 Total	8,168	3,450	4,678	4,498	2,286
上年本期 Same period last year	7,533	7,115	5,288	5,540	2,444
客座公里 SEAT KILOMETRES RUN (000 omitted) :-					
頭等 I Class	3,499	10,060	8,972	8,261	2,690
二等 II Class	2,980	11,304	10,234	13,706	6,478
三等 III Class	48,029	69,473	76,438	94,117	39,645
四等 IV Class	29,508	9,742
共 計 Total	54,508	90,837	95,644	145,592	58,555
上年本期 Same period last year	53,214	150,206	86,969	177,363	61,022
每機車鐘點之列車公里 TRAIN KILOMETRES PER LOCOMOTIVE HOUR :-					
尋常 Ordinary	24.71	45.72	34.70	37.07	38.10
特別 Special	15.87	15.43	30.59	39.77	41.43
混合 Mixed	15.81	30.87	31.84	36.49	31.93
共 計 Total	20.97	43.32	34.02	37.11	37.29
上年本期 Same period last year	20.90	39.89	32.64	41.08	36.29
客座公里所佔之百分率 PERCENTAGE OF SEAT KILOMETRES OCCUPIED :-					
頭等 I Class	6.42	11.08	9.38	5.68	4.59
二等 II Class	5.47	12.44	10.70	9.41	11.06
三等 III Class	88.11	76.48	79.92	64.64	67.71
四等 IV Class	20.27	16.64
共 計 Total	100.00	100.00	100.00	100.00	100.00
上年本期 Same period last year	100.00	100.00	100.00	100.00	100.00
每列車公里之客座公里 SEAT KILOMETRES PER TRAIN KILOMETRE RUN :-					
頭等 I Class	20.43	67.31	56.37	49.48	31.56
二等 II Class	17.40	75.63	64.39	82.10	75.99
三等 III Class	280.46	464.80	480.27	563.78	466.08
四等 IV Class	176.76	114.28
共 計 Total	318.29	607.74	600.94	872.12	686.91
上年本期 Same period last year	337.93	529.24	503.88	781.56	687.88

附註：廣九，正大，及東北各路報告未全暫付闕如

PASSENGER TRAIN STATISTICS

Month of October, 1932

平 綏 P. S.	道 濟 T. C.	滬 海 L. H.	湘 鄂 H. H.	膠 濟 K. T.	南 海 N. K.	廣 韶 C. S.	共 計 TOTAL
67,403 7,430 19,334	4,641 209 12,322	54,932 8,755 23,517	22,890 3,316 14,524	73,142 14,782 28,144	7,958 815 2,653	26,756 1,128 5,038	866,383 75,145 190,221
94,167 78,270	17,172 13,068	87,204 107,878	40,730 54,699	116,068 105,364	11,426 18,780	32,922 31,484	1,131,749 1,339,712
1,802 247 660	125 6 443	2,006 411 1,179	930 172 778	1,614 537 832	232 29 87	1,119 51 232	25,290 3,534 7,748
2,709 2,618	574 505	3,596 4,471	1,880 2,410	2,983 2,604	348 736	1,402 1,407	36,572 42,671
2,397 2,236 24,799	136 112 3,834	2,643 3,092 42,065	1,125 1,265 15,700	2,468 6,252 53,573	95 304 6,803	1,782 3,059 23,306	44,128 61,022 498,682
29,432 28,679	4,082 3,795	48,700 42,884	18,090 15,481	62,293 65,315	7,202 11,291	28,147 29,072	643,082 725,890
37.40 30.08 29.29	37.18 34.83 27.81	27.38 21.30 19.95	24.61 19.28 18.67	45.32 27.53 33.83	34.30 28.10 30.49	23.91 22.12 21.72	34.26 21.26 24.55
34.76 29.89	29.92 25.88	24.25 24.13	21.06 22.70	38.90 40.46	32.83 25.52	23.48 22.38	30.95 31.40
8.14 7.60 84.26	3.33 2.74 93.93	5.43 6.35 88.22	6.22 6.99 86.79	3.96 10.04 86.00	1.32 4.22 94.46	6.33 9.49 82.80	6.86 9.49 77.55
100.00 100.00	100.00 100.00	100.00 100.00	100.00 100.00	100.00 100.00	100.00 100.00	100.00 100.00	100.00 100.00
25.45 23.75 263.35	7.92 6.52 223.27	30.30 35.46 492.70	27.62 31.06 385.46	21.26 53.87 461.57	8.31 28.61 595.40	54.13 92.92 707.91	38.99 53.92 440.63
312.55 366.41	237.71 290.40	558.46 397.52	444.14 283.02	536.70 619.90	630.32 606.55	854.96 923.39	568.22 541.83

Note: Canton Kowloon, Cheng Tai and Northeastern lines excluded as reports delayed.

旅客列車統計
每機車鐘點之列車公里

Passenger Train Statistics

Train Kilometres per Locomotive Hour

路 名 二十一年十月份每路統計
Line October 1932/1931, classified by lines.





圖 例
Legend

二十一年 1932
二十年 1931

Kilometres

月 份 中華民國鐵路每月統計二十一年
Month For C.N. Rlys, by months, 1932/1931



未 報 告
(1) Not reported.

貨物列車統計

二十一年十月份

項 目 CLASSIFICATION	平 漢 P. H.	北 甯 P. M.	津 浦 T. P.	京 滬 N. S.	滬 杭 甬 S. H. N.
列車公里 TRAIN KILOMETRES RUN:-					
尋 常 Ordinary	206,564	220,325	232,789	61,728	33,749
混 合 Mixed	56,576	41,969	60,552	2,424	5,220
共 計 Total	263,140	262,294	293,341	64,152	38,969
上年本期 Same period last year	185,083	367,363	183,794	56,960	44,010
業 務 Service	17,675	1,553	24,836	1,788	14
上年本期 Same period last year	4,086	5,215	10,967	445	159
機車鐘點 LOCOMOTIVE HOURS WORKED:-					
尋 常 Ordinary	12,778	9,188	8,786	2,187	1,210
混 合 Mixed	3,558	1,439	1,903	71	164
共 計 Total	16,336	10,627	10,689	2,258	1,374
上年本期 Same period last year	10,179	14,916	7,246	2,055	1,643
業 務 Service	1,117	69	962	68	1
上年本期 Same period last year	197	161	461	16	6
每機車鐘點之列車公里 TRAIN KMS. PER LOCOMOTIVE HOUR:-					
尋 常 Ordinary	16.17	23.98	26.50	28.22	27.89
混 合 Mixed	15.90	29.17	31.82	34.14	31.83
共 計 Total	16.11	24.68	27.44	28.41	28.36
上年本期 Same period last year	18.28	24.63	25.36	27.72	26.79
業 務 Service	15.82	22.51	25.82	26.29	14.00
上年本期 Same period last year	20.74	32.39	23.79	27.81	25.33
貨車噸公里 WAGON TON KILOMETRES:-					
上 行 UP					
載 重 Loaded	37,011,205	29,439,372	34,663,626	12,773,496	8,123,177
空 車 Empty	34,970,757	26,560,875	15,695,969	8,027,413	915,344
下 行 DOWN					
載 重 Loaded	51,569,363	42,832,886	40,894,509	19,629,590	7,061,014
空 車 Empty	14,291,843	15,147,431	18,156,685	1,931,894	2,293,466
共計載重 Total Loaded	88,580,568	72,272,258	75,558,135	32,403,086	15,184,191
上年本期 Same period last year	67,412,620	113,797,402	44,930,554	30,808,242	20,227,867
共計空車 Total Empty	49,262,600	41,708,306	33,852,654	9,959,297	3,298,810
上年本期 Same period last year	43,605,080	64,367,440	16,893,010	4,542,713	1,630,688
貨車噸公里百分之數 PERCENTAGE OF WAGON TON KILOMETRAGE RUN EMPTY:-					
上 行 UP					
下 行 DOWN	48.58	47.43	31.17	38.59	10.13
共 計 Total	21.70	23.13	30.75	8.96	24.52
上年本期 Same period last year	35.74	36.59	30.94	23.51	17.45
每列車公里之貨車噸公里 WAGON TON KILOMETRAGE PER TRAIN KILOMETRAGE					
載 重 Loaded	336.63	275.54	257.68	505.10	380.65
空 車 Empty	187.21	159.01	115.40	155.25	82.34
共 計 Total	523.84	434.55	372.98	660.35	471.99
上年本期 Same period last year	599.83	484.98	336.37	620.63	496.66

附註：廣九、正大、及東北各路報告未全暫付闕如

GOODS TRAIN STATISTICS

Month of October, 1932.


平綏	道清	隴海	湘鄂	膠濟	南潯	廣韶	總計
P. S.	T. C.	L. H.	H. H.	K. T.	N. K.	C. S.	TOTAL
107,787	26,763	41,679	22,429	138,429	3,172	22,343	1,119,757
38,668	33,275	29,948	13,552	5,304	24,329	310,917
148,455	26,783	74,954	51,477	151,981	8,476	46,672	1,430,674
158,966	21,807	69,983	42,106	168,449	10,225	39,350	1,348,096
588	419	16,089	3,279	470	147	1,197	68,055
468	459	22,796	2,125	461	171	4,448	51,788
4,963	1,228	2,116	1,211	5,161	106	965	49,899
1,320	1,578	1,555	490	174	1,090	13,342
6,283	1,228	3,694	2,766	5,651	280	2,055	63,241
6,907	1,006	3,092	1,983	6,257	411	1,935	57,630
34	17	1,013	178	27	6	3,564
15	20	1,270	184	16	7	287	2,640
22.12	21.79	19.70	18.52	26.82	29.92	23.15	22.44
29.29	21.09	18.68	27.66	30.48	22.32	23.39
23.63	21.79	20.29	18.61	26.59	30.27	22.71	22.62
23.01	21.68	22.63	21.23	26.92	24.88	20.34	23.39
17.29	24.65	15.88	18.42	17.41	24.50	16.63	19.10
31.20	22.95	17.95	11.55	23.81	24.43	15.48	19.62
23,520,371	1,110,315	14,829,913	8,869,996	41,647,654	1,164,551	5,891,224	219,044,900
1,726,305	5,845,501	6,570,074	566,240	3,661,192	179,757	2,797,193	107,516,620
5,560,232	6,771,730	14,957,365	6,224,933	19,116,911	389,232	8,442,782	223,450,547
19,209,242	190,247	5,644,621	3,590,642	25,950,376	600,259	204,278	107,210,974
29,080,603	7,882,045	29,787,278	15,094,929	60,764,565	1,553,783	14,334,006	442,495,447
28,532,541	6,859,468	33,739,651	7,793,404	67,461,342	2,419,575	13,039,370	522,126
21,935,547	6,035,748	12,214,695	4,156,882	29,611,568	780,016	3,001,471	1214,727,594
30,281,859	4,738,373	23,992,363	4,999,691	40,774,422	1,082,601	2,422,460	229,331,109
6.84	84.04	30.70	6.00	8.08	13.37	32.19	32.92
77.55	2.73	27.40	36.58	57.58	60.66	2.36	32.42
41.86	43.37	29.08	21.59	32.76	33.42	17.31	32.67
41.55	42.70	41.56	39.08	37.67	30.91	15.67	34.44
195.89	294.51	397.41	293.24	399.81	183.32	307.12	309.29
141.02	225.53	162.96	80.75	194.84	92.02	64.31	150.09
336.91	529.04	560.37	373.99	594.65	275.34	371.43	459.38
307.07	508.91	824.96	303.83	642.54	342.51	392.83	493.92

Note: Canton Kowloon, Cheng Tai and Northeastern lines not included as reports delayed.

每列車公里之貨車噸公里比較

二十一年十月份

Goods Train Statistics
Wagon Ton Kilometrage per Train Kilometrage Run
October 1932/1931, classified by lines.

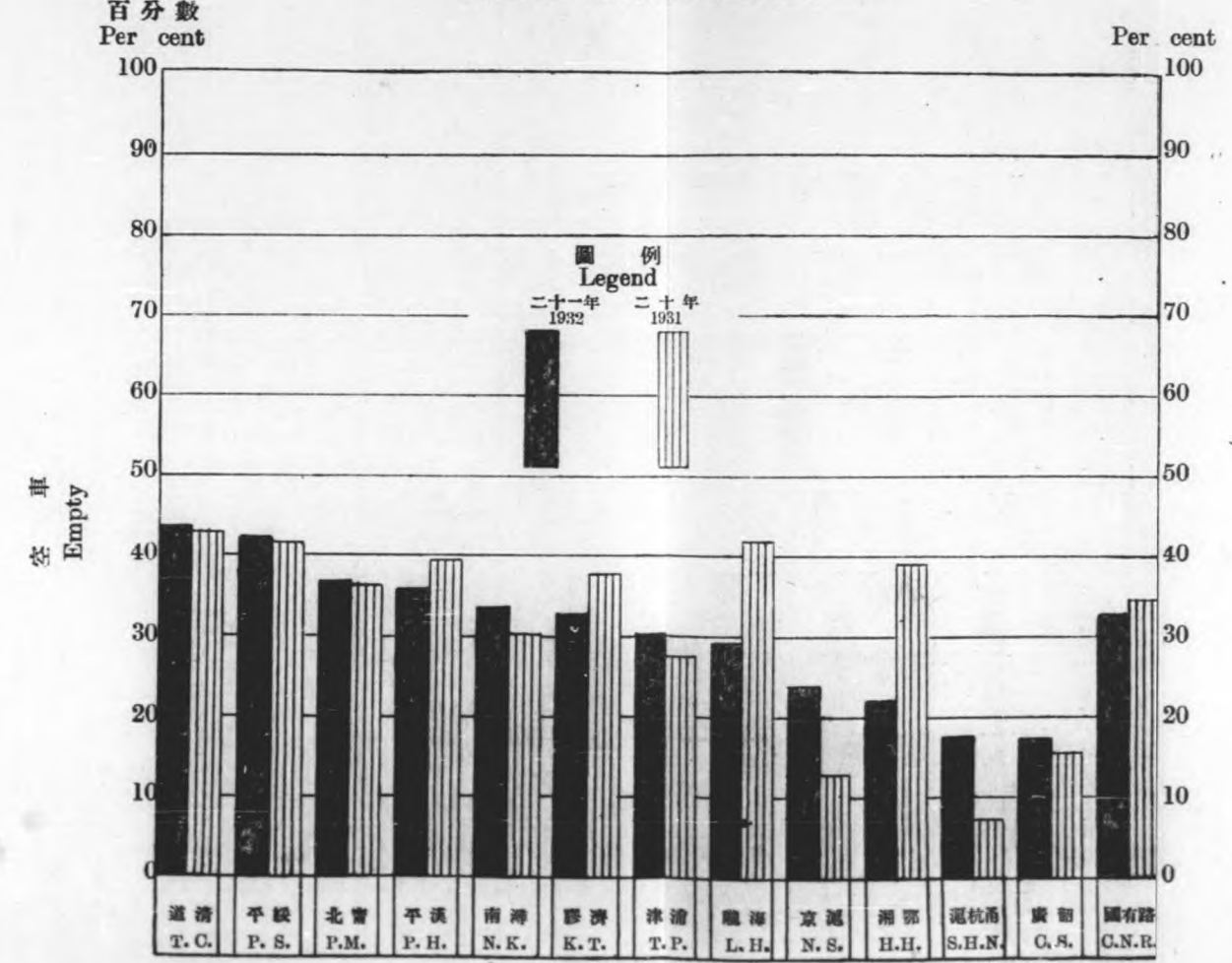


Ton kilometres 噸公里

貨物空車噸公里之百分數比較

二十一年十月份

Goods Train Statistics
Percentage of Wagon Ton Kilometres run Empty
October 1932/1931, classified by lines.



平均列車載重及機車載運容量

二十一年十月份

項目	平漢	北甯	津浦	京滬	滬杭甬
CLASSIFICATION	P. H.	P. M.	T. P.	N. S.	S. H. N.
旅客列車 PASSENGER TRAIN					
平均列車載重 Average train loading (tons):-					
上行 UP	337,344	270,239	305,891	260,549	166,490
下行 DOWN	323,931	272,489	305,150	257,216	168,298
共計 Total	661,275	542,728	611,041	517,765	334,788
上年末期 Same period last year	532,542	743,790	582,276	656,006	336,890
機車載重容量 Engine haulage capacity (tons):-					
上行 UP	635,799	444,625	426,492	325,903	460,939
下行 DOWN	575,425	440,848	429,966	306,874	422,843
共計 Total	1,211,224	885,473	856,458	632,777	883,782
上年末期 Same period last year	1,025,915	1,126,377	836,131	795,059	877,099
列車載重與機車載重之比率 Percentage of train loading on engine haulage capacity:-					
上行 UP	53.06	60.78	71.72	79.95	36.12
下行 DOWN	56.29	61.81	70.97	82.82	39.80
共計 Total	54.60	61.29	71.35	81.82	37.88
上年末期 Same period last year	51.91	66.03	69.64	82.51	38.41
貨物列車 GOODS TRAIN					
平均列車載重 Average train loading (tons):-					
上行 UP	813,363	560,209	543,043	172,755	145,071
下行 DOWN	930,509	631,613	507,856	227,106	142,949
共計 Total	1,743,872	1,191,822	1,050,899	399,861	288,020
上年末期 Same period last year	1,364,360	1,890,860	639,554	366,965	346,528
機車載重容量 Engine haulage capacity (tons):-					
上行 UP	1,327,101	987,985	786,593	236,234	246,772
下行 DOWN	1,314,085	987,480	839,064	269,003	267,709
共計 Total	2,641,186	1,975,465	1,625,657	505,237	514,481
上年末期 Same period last year	2,106,945	3,071,983	1,036,509	496,607	605,756
列車載重與機車載重之比率 Percentage of train loading on engine haulage capacity:-					
上行 UP	61.29	56.70	69.04	73.13	58.79
下行 DOWN	70.82	63.96	60.53	84.43	53.40
共計 Total	66.03	60.33	64.64	79.14	56.98
上年末期 Same period last year	64.70	61.55	61.70	73.89	57.21

附註：廣九、正太、及東北各路報告未全暫付闕如

AVERAGE TRAIN LOADING AND ENGINE HAULAGE CAPACITY

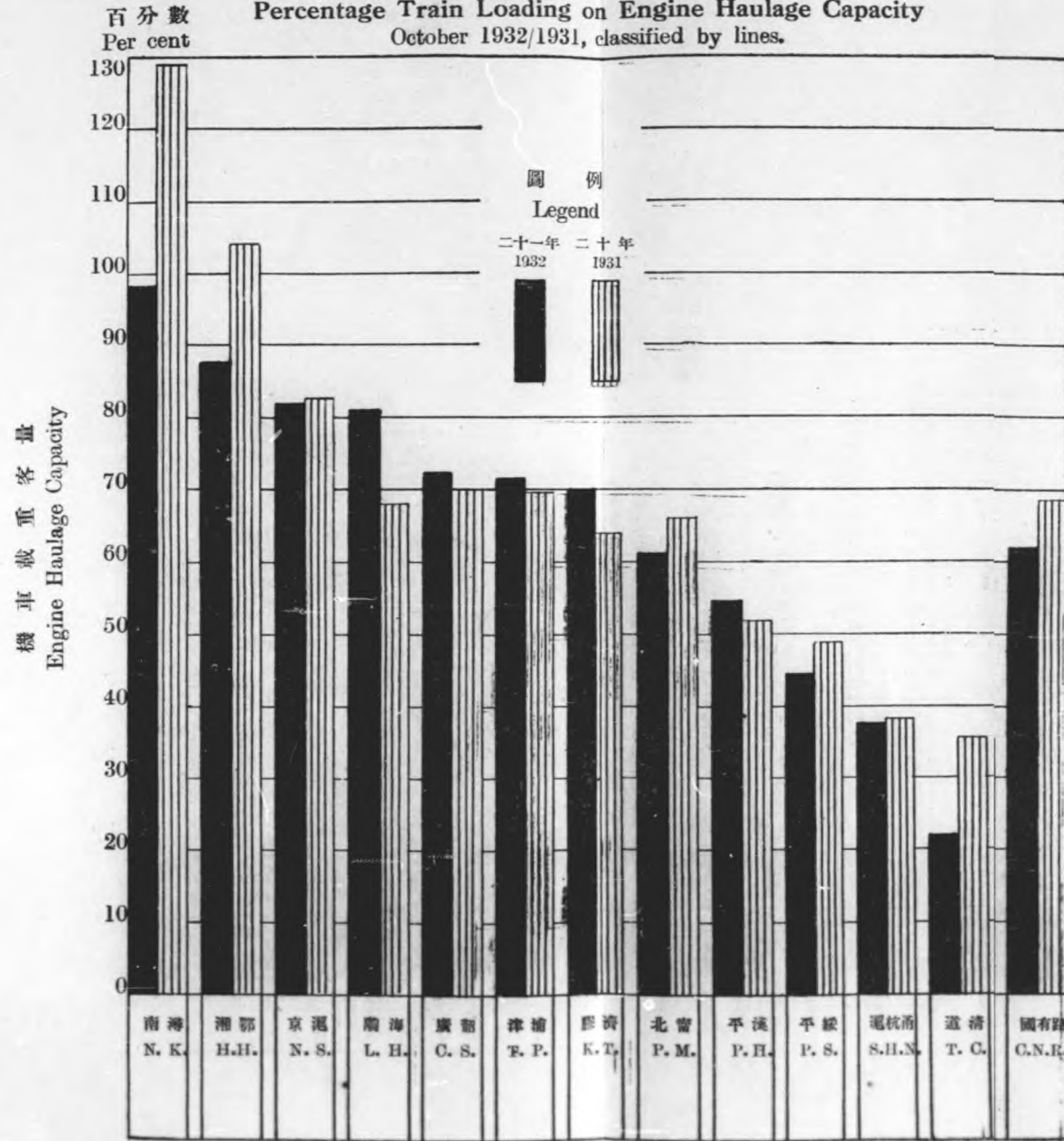
Month of October, 1932.

平 綏	道 清	龍 海	湘 鄂	膠 濟	南 海	廣 甯	共 計
P. S.	T. C.	L. H.	H. H.	K. T.	N. K.	C. S.	TOTAL
111,705	19,245	167,179	54,704	248,840	34,951	139,318	2,116,485
109,310	19,201	169,584	53,857	249,899	49,394	141,201	2,119,530
221,015	38,446	336,763	108,561	498,739	84,375	280,519	4,236,015
209,317	35,622	339,303	160,579	564,058	164,997	275,712	4,661,092
240,062	86,910	205,088	62,158	379,879	36,999	197,342	3,502,196
257,165	87,850	211,722	61,780	331,214	48,962	190,822	3,365,471
497,227	174,760	416,810	123,938	711,093	85,951	388,164	6,867,667
430,805	100,325	586,975	154,282	882,835	128,142	392,049	7,335,594
46.53	22.14	81.52	88.01	65.51	94.55	70.60	60.43
42.51	21.86	80.10	87.18	75.45	100.88	74.00	62.98
44.45	22.00	80.80	87.59	70.14	98.15	72.27	61.68
48.59	35.51	68.07	104.08	62.89	128.76	70.32	63.54
564,044	57,139	180,860	120,453	1,047,519	30,122	165,413	4,390,991
256,300	117,534	185,248	95,121	613,940	13,526	211,553	3,933,345
820,344	174,673	366,108	215,574	1,661,460	43,648	276,966	8,333,336
782,493	151,079	509,582	184,360	2,054,016	64,801	332,244	8,687,842
700,319	251,891	246,112	112,462	1,243,662	32,691	251,485	6,423,312
613,220	245,860	230,404	108,006	994,247	20,063	259,969	6,149,115
1,313,539	497,751	476,516	220,468	2,237,909	52,759	511,454	12,572,427
1,268,625	456,058	767,555	211,930	2,861,287	79,320	425,561	13,388,126
80.54	22.68	74.49	107.11	84.23	92.14	65.77	68.50
41.80	47.81	80.40	88.07	61.75	67.40	81.38	63.97
62.45	35.09	76.83	97.78	74.24	82.73	73.70	66.28
61.76	33.13	66.39	86.99	71.79	81.70	78.07	64.89

Note: Canton Kowloon, Cheng Tai and Northeastern lines excluded as reports delayed.

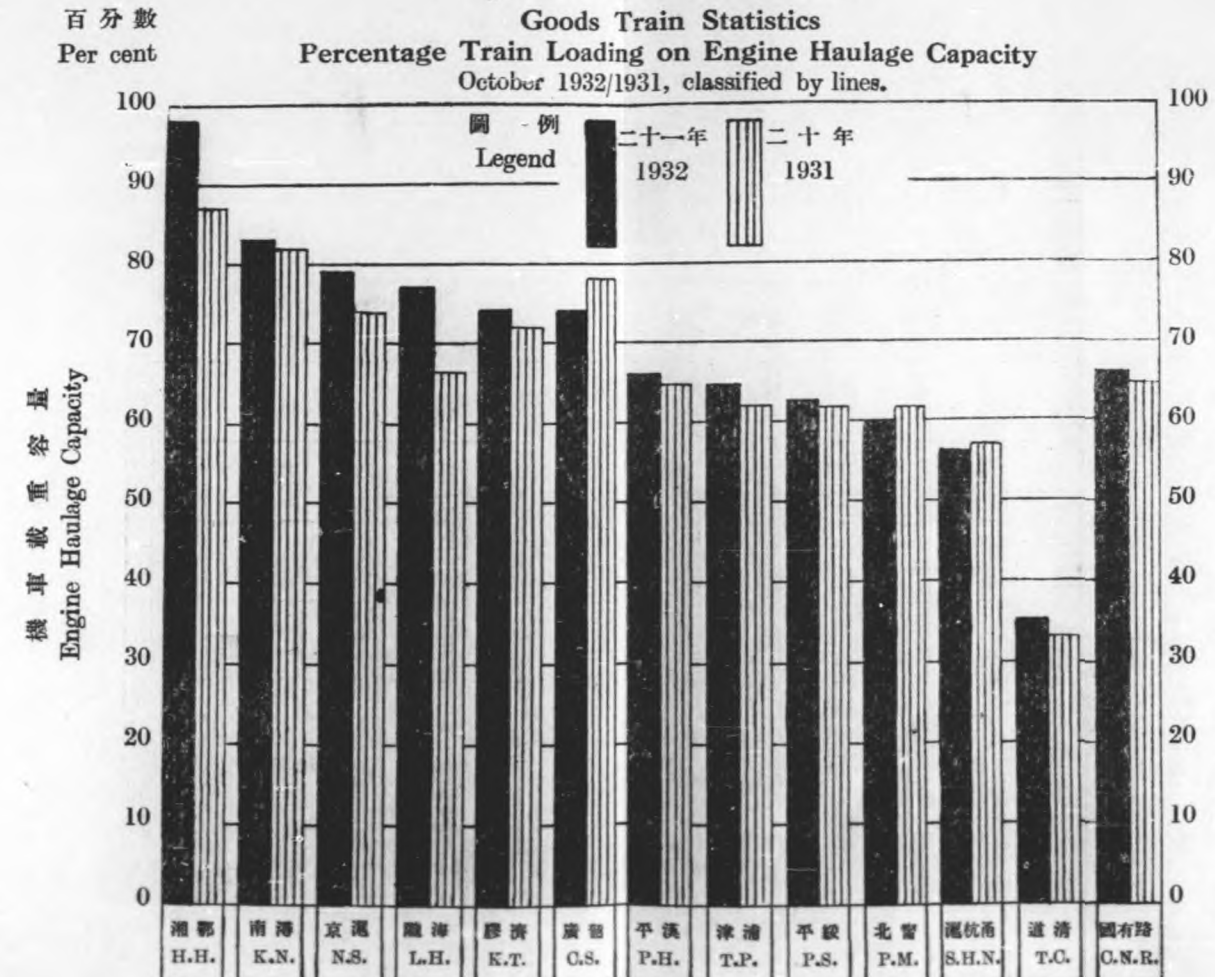
旅客列車統計
每列車載重與機車載重之比率

二十一年十月份
Passenger Train Statistics
Percentage Train Loading on Engine Haulage Capacity
October 1932/1931, classified by lines.



貨物列車統計
每列車載重與機車載重之比率

二十一年十月份
Goods Train Statistics
Percentage Train Loading on Engine Haulage Capacity
October 1932/1931, classified by lines.



貨車在站停留統計
二十一年十月份

項 目	平 漢	北 甯	津 浦	京 滬	滬 杭 甬
CLASSIFICATION	P. H.	P. M.	T. P.	N. S.	S. H. N.
貨車往來數目 Number of Wagons handled :- 上年本期 Same period last year	29,411 21,620	14,836 17,848	35,945 59,386	11,325 12,366	7,449 8,693
停站時間 TIME AT STATION :- 鐘點 Wagon Hours 上年本期 Same period last year	701,127 510,332	339,636 248,247	528,877 1,369,308	336,635 307,229	257,761 205,783
公噸鐘點 Ton Hours (000 omitted) 上年本期 Same period last year	16,863 14,712	9,865 6,870	16,716 41,608	10,413 9,371	6,741 5,407
每貨車平均停站之鐘點 HOURS OF DETENTION PER WAGON :- 上年本期 Same period last year	23.84 23.63	22.29 20.95	14.71 23.06	29.72 24.84	34.60 23.67
每貨車平均停站之公噸鐘點 TON HOURS OF DETENTION PER WAGON :- 上年本期 Same period last year	573.36 680.48	664.94 579.84	465.04 700.64	919.47 757.80	904.95 621.99
停站時間之百分數 PERCENTAGE OF TIME AT STATION :- 調車及站務 (a) For Shunting and Station Services 上年本期 Same period last year	8.36 9.85	6.50 7.28	12.09 7.63	9.74 12.20	2.78 4.27
起卸貨物 (b) For Loading & Unloading 上年本期 Same period last year	13.52 12.53	22.15 13.87	55.40 36.96	12.52 11.33	14.28 18.11
租用延期 (c) For Under Demurrage 上年本期 Same period last year	0.03 0.02 0.38	0.03	6.84 16.16	14.42 0.13
關稅檢驗 (d) For Revenue Examination 上年本期 Same period last year 0.05 0.02 0.02
軍用延期 (e) For Military Demurrage 上年本期 Same period last year	17.41 25.13	6.26 26.77	0.84 3.04	0.24 2.44 4.13
修理 For Repairing 上年本期 Same period last year	1.28 1.16	0.63 0.54	2.32 1.54	0.19 0.87	0.03 0.22
候車 (f) For Waiting Trains 上年本期 Same period last year	51.08 45.96	89.83 45.96	26.05 33.04	17.13 24.50	18.65 30.21
其他原因 (g) For Other Reasons 上年本期 Same period last year	8.32 5.29	4.63 5.18	3.27 17.79	53.34 32.48	49.84 42.93
共 計 TOTAL	100.00 100.00	100.00 100.00	100.00 100.00	100.00 100.00	100.00 100.00

附註：廣九、正太、及東北各線報告未全暫付闕如

STATISTICS OF DETENTION AT STATION OF GOODS WAGON

Month of October, 1932

平綏 P. S.	道清 T. C.	隴海 L. H.	湘鄂 H. H.	膠濟 K. T.	南潯 N. K.	廣韶 C. S.	共計 TOTAL
14,362 15.356	3,276 1,019	9,397 13,879	4,492 2,345	48,311 49,258	960 482	3,196 3,228	182,960 199,480
303,413 294,846 9,329 8,376	38,836 14,781 1,139 402	317,957 480,504 8,009 12,409	156,909 165,383 4,259 5,110	941,161 750,197 19,982 16,974	44,097 18,062 1,570 589	99,360 102,705 3,296 3,287	4,056,769 4,468,577 108,182 125,115
21.13 19.20	11.85 14.51	33.84 34.62	34.93 70.78	19.48 15.23	45.93 37.47	31.09 31.82	22.17 22.40
649.56 545.45	347.68 394.50	852.29 894.08	948.13 2,179.10	413.61 344.59	1,635.42 1,221.99	1,031.29 1,018.28	591.29 627.21
5.80 7.05	4.94 2.78	2.72 2.18	0.69 1.29	33.06 34.62	4.13 3.94	14.05 16.06	12.25 11.08
9.60 12.25	30.40 29.10	16.18 13.62	6.11 20.09	13.43 15.21	6.24 11.38	17.68 18.03	20.49 21.83
0.02 0.01	6.66 2.20	0.01	0.01 0.12	2.06 1.46
..... 0.02 0.01
23.39 13.29 0.57	10.55 11.84	3.60 0.27	4.39 3.54	12.19 0.75 0.01	7.37 8.36
1.46 2.08	4.07 2.29	2.58 3.00	0.53 0.03	0.12 0.52	0.01 0.16	1.04 1.28
56.05 51.05	60.41 65.26	57.43 66.00	79.77 72.25	29.56 40.82	10.95 83.77	39.46 35.34	39.94 42.04
3.59 14.25	0.18	3.88 1.16	9.30 6.97	19.43 5.29	66.49	28.79 30.28	16.85 13.94
100.00 100.00	100.00 100.00	100.00 100.00	100.00 100.00	100.00 100.00	100.00 100.00	100.00 100.00	100.00 100.00

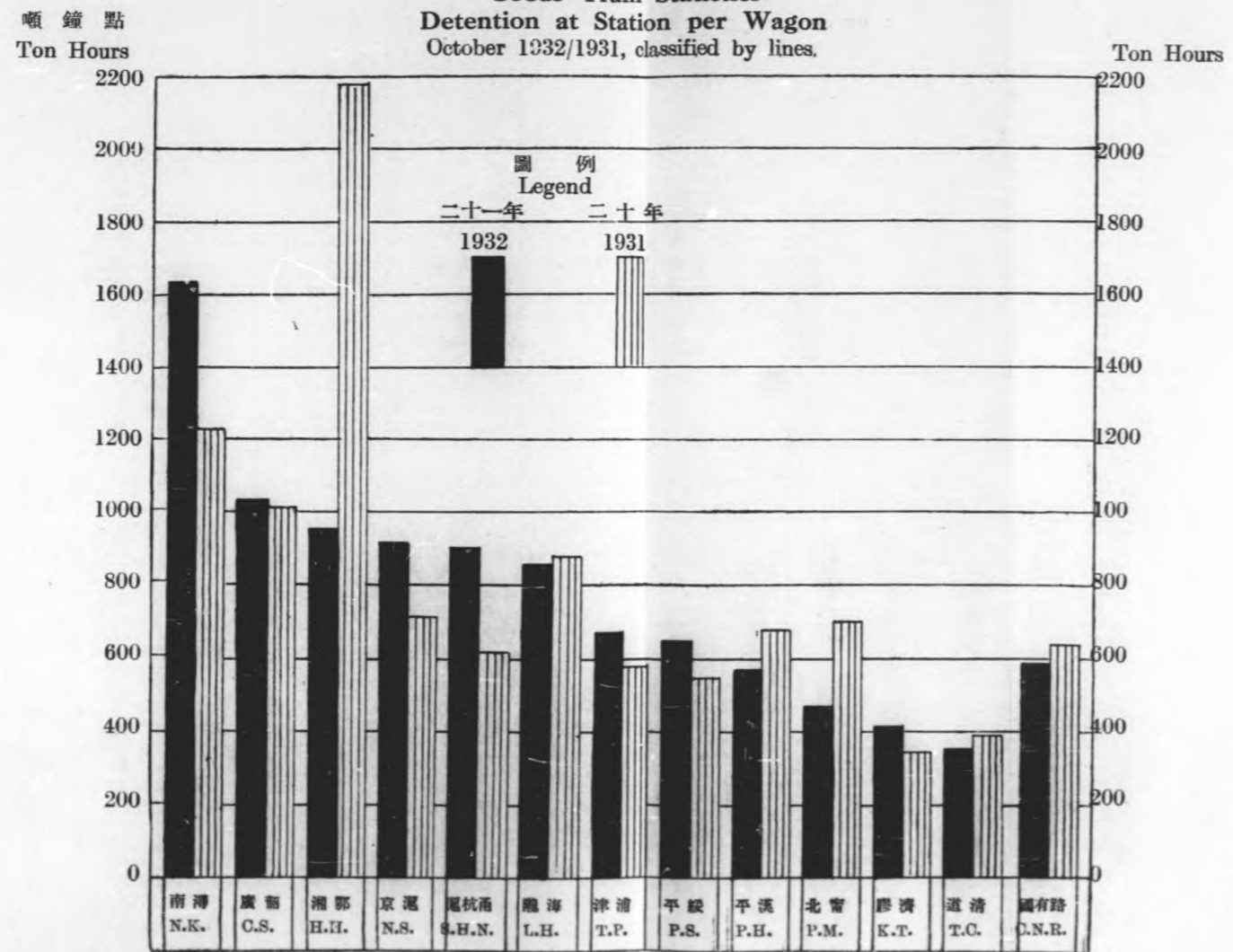
Note: Canton Kowloon, Chong Tai and Northeastern lines excluded as reports delayed.

貨物列車統計

每貨車平均停站之公噸鐘點

二十一年十月份

Goods Train Statistics
Detention at Station per Wagon
October 1932/1931, classified by lines.



貨物列車統計

停站時間之百分數

二十一年十月份

Goods Train Statistics
Percentage of Time at Station
October 1932/1931, classified by lines.

