

## **Historic, Archive Document**

Do not assume content reflects current scientific knowledge, policies, or practices.



62 83

# PITTMAN and HARRISON CO.

Also the  
**TEXAS SEED  
BREEDING FARMS**

Selected and Tested  
**FIELD AND GARDEN SEED**



**Sherman, Texas**  
**1921**

# It's Easy to Order from PITTMAN & HARRISON CO.

## *Read This Carefully Before You Order*

When orders are to be shipped to stations having no agent we are required to prepay the charges, and we must ask our customers to add enough to their remittance to cover the charges. If you send too much the exact balance will be refunded to you in money.

**TERMS:** Our business is conducted on a cash basis, but if you do not desire to remit in full at the time you order, we will, if your order is accompanied by remittance of one-fourth of the amount of the order, make shipment, sending C. O. D. for balance due.

**HOW TO SEND MONEY:** Send by express money order, postoffice money order, draft, or registered letter when the remittance amounts to \$1.00 or more. Postage stamps will be taken in amounts less than \$1.00; but please do not moisten the stamps nor tear them apart. We assume no risk if you remit in coin, currency or stamps enclosed in a letter that is not registered.

**ORDER BLANKS:** With this catalog you will find an order blank and return envelope. Please exercise care in filling in this blank, for in handling your order we are governed by your instructions strictly. Please do not write letters on the same sheet with your order. If you have occasion to write us when you send in your order, it will assist us in prompt handling of your order for you to write your letter on a separate sheet of paper.

**ERRORS:** The utmost care is taken in our house to fill all orders accurately; but if an error occurs, as will sometimes be the case in any business house, please notify us at once, and it will be promptly and cheerfully corrected. Shortage or other loss, however, must be reported at once upon receipt of goods, or no claims will be allowed.

**PRICE CHANGES:** As the prices of seeds are constantly changing, we cannot quote prices in the catalog this season without pricing the seeds high enough to protect us against any future rise in our costs.

So the only way to protect your costs and let you obtain good seeds at the best prices we can make you, is to put an up-to-the-minute price list in the catalog just before it is sent to you. Then we may issue a new price list during the season containing any material changes in the market and consequently giving you the advantage of any reductions.

You can see that this saves us having to add on a certain per cent to the cost of all seeds as we would have to do if we set all our prices in December for seeds we sell in July. So keep your latest price list where you can get it, and you will find that it will save you a great part of your seed costs. If you lose it, write us a post card and we will be glad to give you a new one promptly.

**NO SEED DEALER** really guarantees seed results and we will not pretend to do so. We cannot give any warranty, expressed or implied as to the description, purity, productiveness or any other matter of any seeds we may send out, and we cannot be responsible for the crop.

**GUARANTEE:** We guarantee our seeds to be in good condition and of good germination when you get them. We request you to examine and test them as soon as they arrive, and if for any reason the seeds are not satisfactory in every way, please—1st. Send us a sample of the seeds, giving your full reasons for doing so, and we will promptly handle the complaint. 2nd. You may return the goods, being sure to send us bill of lading or express receipt, and on arrival of the return shipment, we will promptly and cheerfully refund your money.

The main thing you must depend on in buying seeds is Our Reliability.

Our 44 years' Experience and our Reputation for Reliability are the Best Guarantees we could possibly give you.

## IMPORTANT

We are very careful to have all shipments delivered to the Railway or Express Company in first-class condition, properly tagged or marked. However, shipments are sometimes delayed or lost. In such cases we will do what we can to have such shipments traced for you, but we cannot assume the errors of transportation and be responsible for delayed or lost shipments, or for shortages occasioned in transit. If your shipment is not received promptly, make due allowance of time before writing us about it. If you do write, please give us the date and number of our invoice of the shipment. and we will do all we can to get it to you.

**ORDER EARLY:** As delays and errors in transportation are the exception and not the rule, you need not expect any delay in your case, but it is best to order early. You allow your Seeds to arrive in plenty of time for planting. And you are also sure to get just what you want. Send in your order EARLY.

THE INDEX ON PAGE 2  
THE ORDER BLANK IN BACK OF BOOK



# Our Forty-Fourth Year—

For Forty-Four Years we have been right here in Sherman supplying Field and Garden Seeds to the planters of the Southwest, and the fact that our business has gradually increased from year to year is pretty good evidence of the quality of Seeds we put out.

This reputation of putting out only the best seeds obtainable is not only not confined to the Southwest, but each year we fill orders from practically all foreign countries, like Japan, China, England, France, as well as every State in the United States.

If it were not for the fact that we do such an enormous business and are able to buy in large quantities, we could not meet competition of the concerns who do not use as much care in selecting, testing and cleaning their seeds, but we feel quite sure you will always find our prices well in line and in many instances much cheaper than our competitors.

We are Always on the Lookout for better varieties, but we always satisfy ourselves first that they are adapted to the climate and soil of the Southwest before cataloging them and you can rest assured that any seeds listed in this catalog have been tested and grown right here.

As no Reputable Seed Dealer guarantees the crop, your best protection is our long experience and our reliability. The order blank in the back of this book makes it easy for you to order your seeds from us. We will fill your orders promptly and carefully.

Make Out Your Order Now and then put this book where you can get it when you need it again.

Yours truly,

PITTMAN & HARRISON COMPANY,  
Sherman, Texas.

---

## How We Test Our Seeds for Germination


These Photographs were taken from Our Own Seed Tests.

Whenever a fresh supply of seeds is brought into the house, we get a certain number of seeds from each variety and put them in our modern germinator.

Then we see that the seeds receive about the same temperature and moisture they would have if planted in the ground.



SURCROPPER CORN 95% GERMINATION  
Nearly Every Seed Sprouted



STOCK BEETS AND TURNIP SEED

Just how We take Care to Safeguard Your Results with Our Seeds.

In a few days the seeds begin to put on sprouts and we can tell just how many seeds will be productive. We then count the percentage of seeds that germinate before sending them out to you. We keep a record of every test and keep these tests up to date so we can feel assured that a good number of the seeds we sent you will sprout and grow sturdy plants in your soil.

# PARCEL POST

## INDEX

| Pounds... | 1st ZONE   |                  | ZONES     |           |           |            |            |            |             |
|-----------|------------|------------------|-----------|-----------|-----------|------------|------------|------------|-------------|
|           | Local rate | Zone rate 50 mi. | 2nd       | 3rd       | 4th       | 5th        | 6th        | 7th        | 8th         |
|           |            |                  | 150 miles | 300 miles | 600 miles | 1000 miles | 1400 miles | 1800 miles | over 1800 M |
| 1         | \$0.05     | \$0.05           | \$0.05    | \$0.06    | \$0.07    | \$0.08     | \$0.09     | \$0.11     | \$0.12      |
| 2         | .06        | .06              | .06       | .08       | .11       | .14        | .17        | .21        | .24         |
| 3         | .07        | .07              | .07       | .10       | .15       | .20        | .25        | .31        | .36         |
| 4         | .07        | .08              | .08       | .12       | .19       | .26        | .33        | .41        | .48         |
| 5         | .07        | .09              | .09       | .14       | .23       | .32        | .41        | .51        | .60         |
| 6         | .08        | .10              | .10       | .16       | .27       | .38        | .49        | .61        | .72         |
| 7         | .08        | .11              | .11       | .18       | .31       | .44        | .57        | .71        | .84         |
| 8         | .09        | .12              | .12       | .20       | .35       | .50        | .65        | .81        | .96         |
| 9         | .09        | .13              | .13       | .22       | .39       | .56        | .73        | .91        | 1.08        |
| 10        | .10        | .14              | .14       | .24       | .43       | .62        | .84        | 1.01       | 1.20        |
| 11        | .10        | .15              | .15       | .26       | .47       | .68        | .89        | 1.11       | 1.32        |
| 12        | .11        | .16              | .16       | .28       | .51       | .74        | .97        | 1.21       | 1.44        |
| 13        | .11        | .17              | .17       | .30       | .55       | .80        | 1.05       | 1.31       | 1.58        |
| 14        | .12        | .18              | .18       | .32       | .59       | .86        | 1.13       | 1.41       | 1.68        |
| 15        | .12        | .19              | .19       | .34       | .63       | .92        | 1.21       | 1.51       | 1.80        |
| 16        | .13        | .20              | .20       | .36       | .67       | .98        | 1.29       | 1.61       | 1.92        |
| 17        | .13        | .21              | .21       | .38       | .71       | 1.04       | 1.37       | 1.71       | 2.04        |
| 18        | .14        | .22              | .22       | .40       | .75       | 1.10       | 1.45       | 1.81       | 2.16        |
| 19        | .14        | .23              | .23       | .42       | .79       | 1.16       | 1.53       | 1.91       | 2.28        |
| 20        | .15        | .24              | .24       | .44       | .83       | 1.22       | 1.61       | 2.01       | 2.40        |
| 21        | .15        | .25              | .25       | .46       | .87       | 1.28       | 1.69       | 2.11       | 2.52        |
| 22        | .16        | .26              | .26       | .48       | .91       | 1.34       | 1.77       | 2.21       | 2.64        |
| 23        | .16        | .27              | .27       | .50       | .95       | 1.40       | 1.85       | 2.31       | 2.76        |
| 24        | .17        | .28              | .28       | .52       | .99       | 1.46       | 1.93       | 2.41       | 2.88        |
| 25        | .17        | .29              | .29       | .54       | 1.03      | 1.52       | 2.01       | 2.51       | 3.00        |
| 26        | .18        | .30              | .30       | .56       | 1.07      | 1.58       | 2.09       | 2.61       | 3.12        |
| 27        | .18        | .31              | .31       | .58       | 1.11      | 1.64       | 2.17       | 2.71       | 3.24        |
| 28        | .19        | .32              | .32       | .60       | 1.15      | 1.70       | 2.25       | 2.81       | 3.36        |
| 29        | .19        | .33              | .33       | .62       | 1.19      | 1.76       | 2.33       | 2.91       | 3.48        |
| 30        | .20        | .34              | .34       | .64       | 1.23      | 1.82       | 2.41       | 3.01       | 3.60        |
| 31        | .20        | .35              | .35       | .66       | 1.27      | 1.88       | 2.49       | 3.11       | 3.72        |
| 32        | .21        | .36              | .36       | .68       | 1.31      | 1.94       | 2.57       | 3.21       | 3.84        |
| 33        | .21        | .37              | .37       | .70       | 1.35      | 2.00       | 2.65       | 3.31       | 3.96        |
| 34        | .22        | .38              | .38       | .72       | 1.39      | 2.06       | 2.73       | 3.41       | 4.08        |
| 35        | .22        | .39              | .39       | .74       | 1.43      | 2.12       | 2.81       | 3.51       | 4.20        |
| 36        | .23        | .40              | .40       | .76       | 1.47      | 2.18       | 2.89       | 3.61       | 4.32        |
| 37        | .23        | .41              | .41       | .78       | 1.51      | 2.24       | 2.97       | 3.71       | 4.44        |
| 38        | .24        | .42              | .42       | .80       | 1.55      | 2.30       | 3.05       | 3.81       | 4.56        |
| 39        | .24        | .43              | .43       | .82       | 1.59      | 2.36       | 3.13       | 3.91       | 4.68        |
| 40        | .25        | .44              | .44       | .84       | 1.63      | 2.42       | 3.21       | 4.01       | 4.80        |
| 41        | .25        | .45              | .45       | .86       | 1.67      | 2.48       | 3.29       | 4.11       | 4.92        |
| 42        | .26        | .46              | .46       | .88       | 1.71      | 2.54       | 3.37       | 4.21       | 5.04        |
| 43        | .26        | .47              | .47       | .90       | 1.75      | 2.60       | 3.45       | 4.31       | 5.16        |
| 44        | .27        | .48              | .48       | .92       | 1.79      | 2.66       | 3.53       | 4.41       | 5.28        |
| 45        | .27        | .49              | .49       | .94       | 1.83      | 2.72       | 3.61       | 4.51       | 5.40        |
| 46        | .28        | .50              | .50       | .96       | 1.87      | 2.78       | 3.69       | 4.61       | 5.52        |
| 47        | .28        | .51              | .51       | .98       | 1.91      | 2.84       | 3.77       | 4.71       | 5.64        |
| 48        | .29        | .52              | .52       | 1.00      | 1.95      | 2.90       | 3.85       | 4.81       | 5.76        |
| 49        | .29        | .53              | .53       | 1.02      | 1.99      | 2.96       | 3.93       | 4.91       | 5.88        |
| 50        | .30        | .54              | .54       | 1.04      | 2.03      | 3.02       | 4.01       | 5.01       | 6.00        |
| 51        | .30        | .55              | .55       | 1.06      |           |            |            |            |             |
| 52        | .31        | .56              | .56       | 1.08      |           |            |            |            |             |
| 53        | .31        | .57              | .57       | 1.10      |           |            |            |            |             |
| 54        | .32        | .58              | .58       | 1.12      |           |            |            |            |             |
| 55        | .32        | .59              | .59       | 1.14      |           |            |            |            |             |
| 56        | .33        | .60              | .60       | 1.16      |           |            |            |            |             |
| 57        | .33        | .61              | .61       | 1.18      |           |            |            |            |             |
| 58        | .34        | .62              | .62       | 1.20      |           |            |            |            |             |
| 59        | .34        | .63              | .63       | 1.22      |           |            |            |            |             |
| 60        | .35        | .64              | .64       | 1.24      |           |            |            |            |             |
| 61        | .35        | .65              | .65       | 1.26      |           |            |            |            |             |
| 62        | .36        | .66              | .66       | 1.28      |           |            |            |            |             |
| 63        | .36        | .67              | .67       | 1.30      |           |            |            |            |             |
| 64        | .37        | .68              | .68       | 1.32      |           |            |            |            |             |
| 65        | .37        | .69              | .69       | 1.34      |           |            |            |            |             |
| 66        | .38        | .70              | .70       | 1.36      |           |            |            |            |             |
| 67        | .38        | .71              | .71       | 1.38      |           |            |            |            |             |
| 68        | .39        | .72              | .72       | 1.40      |           |            |            |            |             |
| 69        | .39        | .73              | .73       | 1.42      |           |            |            |            |             |
| 70        | .40        | .74              | .74       | 1.44      |           |            |            |            |             |

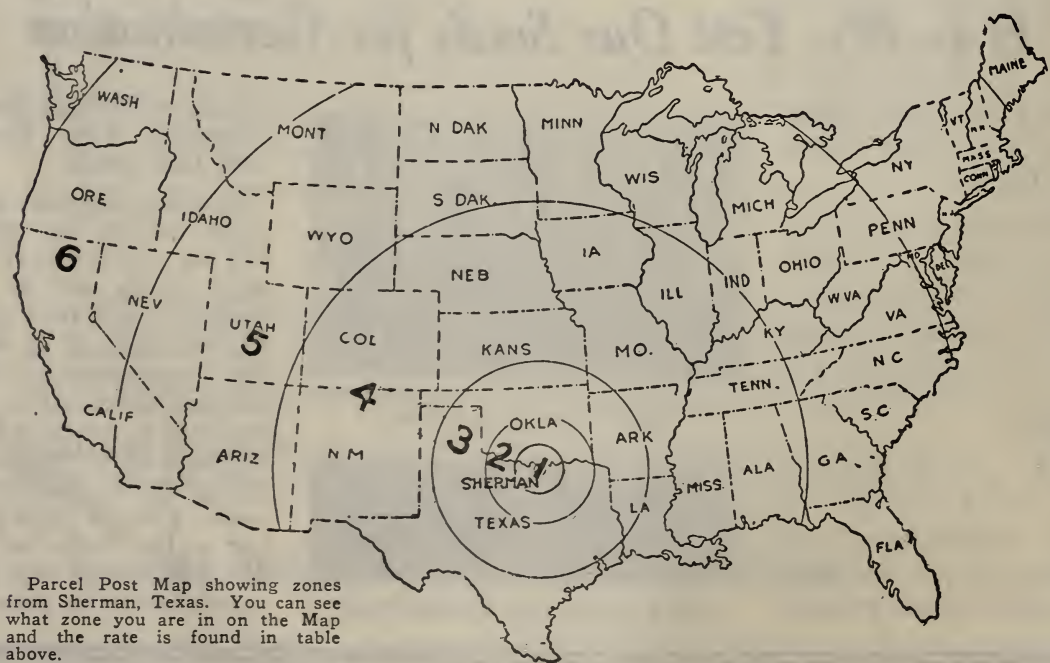
|                    | Page  | Page             |       |
|--------------------|-------|------------------|-------|
| Alfalfa            | 10    | Kohl-Rabi        | 38    |
| Artichokes         | 11    | Lettuce          | 33    |
| Asparagus Roots    | 32    | Mustard          | 39    |
| Barley             | 11    | Mangels          | 33    |
| Broom Corn         | 11    | Millets          | 20    |
| Buckwheat          | 11    | Mulford Cultures | 29    |
| Beans (Field)      | 14    | Nasturtiums      | 43    |
| Beans (Garden)     | 32-33 | Okra             | 39    |
| Beans (Velvet)     | 14    | Onions           | 39    |
| Beans (Soy)        | 14    | Oats             | 17    |
| Beets              | 34    | Parsley          | 41    |
| Beets, for stock   | 38    | Parsnips         | 41    |
| Cabbage            | 34-35 | Peanuts          | 19    |
| Carrots            | 35    | Peas (Garden)    | 40    |
| Cauliflower        | 35    | Peas (Field)     | 15    |
| Cane               | 12-13 | Peppers          | 41    |
| Collards           | 35    | Planting Guide   | 30    |
| Conkey's Remedies  | 25-28 | Pumpkins         | 41    |
| Cotton             | 3-6   | Poultry Supplies | 45-49 |
| Cantaloupes        | 36    | Rape             | 19    |
| Celery             | 35    | Radishes         | 42    |
| Clovers            | 16    | Rhubarb Roots    | 35    |
| Chufas             | 19    | Rutabaga         | 43    |
| Corn (Pop)         | 41    | Rye              | 21    |
| Corn (Field)       | 7-9   | Spinach          | 35    |
| Corn (Garden)      | 36    | Squash           | 41    |
| Cucumbers          | 37    | Seed Sowers      | 50    |
| Emmer              | 18    | Sorghums         | 12-13 |
| Endive             | 38    | Speltz           | 18    |
| Eggplant           | 37    | Sunflower        | 19    |
| Flax               | 18    | Sweet Peas       | 43    |
| Garden Seeds       | 31    | Tomatoes         | 42    |
| Garlic             | 38    | Turnips          | 43    |
| Grass Seeds        | 22-24 | Vetch            | 19    |
| Horse Radish Roots | 38    | Watermelons      | 44    |
| Hemp               | 18    | Wheat            | 18    |
| Kale               | 38    |                  |       |

Parcel post shipments require 1c revenue if the amount of postage is 25c. 2c if over 25c and under 50c and 1c for each additional 25c in postage required.

**NEW WEIGHT LIMIT.** Within the local, 1st, 2nd and 3rd zones the weight limit is now seventy (70) pounds, within the other zones the weight limit has been increased to fifty (50) pounds. The size limit has been increased to eighty-four (84) inches for combined length and largest girth.

For small packages weighing 4 ounces or less a special rate of 1c per 2 ounces or fraction is provided covering all zones. A package weighing over 4 ounces and not more than 16 ounces is charged at the "First Pound" rate.

Important - In remitting postage always add it to the foot of the order as a separate item; this will help to avoid mistakes.



Parcel Post Map showing zones from Sherman, Texas. You can see what zone you are in on the Map and the rate is found in table above.

## COTTON SEED

### SELECTED VARIETIES—PROVEN BIG AVERAGE YIELDERS IN THE SOUTHWEST

We are always in close touch with the principal Cotton growers, and by reason of this fact we usually are in a position, early in the season, to secure our stocks of Cotton Seed from the best and purest crops. We clean and cull every pound of our high-grade planting seed in our own plant, putting it through the most modern and efficient culling machines, and, as we exercise extra care in the selection and purchasing of Cotton Seed to be prepared for planting, together with the careful and thorough culling we give it, the finished product is "Quality Seeds"—THE KIND THAT PLEASES. A great deal of our Cotton Seed is grown by the most prominent farmers in Grayson County and adjacent territory, from the purest seed, of those varieties best suited to our Southwestern conditions.

### Early Webb Cotton



Webb Cotton—Cotton Clean and Firm in the Bolls.

### QUICK MATURING—GETS AHEAD OF THE BOLL WORM—HIGH YIELD—HIGH AVERAGE LINT—STORM RESISTANT

Earliest, heaviest yielding, largest per cent of lint, easiest to pick of all big boll cottons. Has as good staple as Rowden. A big boll, 5-lock variety, resembling Mebane Triumph in appearance of bolls and habits of fruiting. Very attractive bolls. Begins setting fruit very early and continues rapidly through the season. It is ready to pick sometimes before all other cottons of its class. This cotton yields around 38 per cent lint; in our 1917 variety test is made 41½ per cent lint; seeds are small and gin very close. Cotton buyers pay premium for WEBB COTTON. It is the consensus of opinion of those who have tried WEBB Cotton that it is THE COTTON to get ahead of worms and insects and get the early market prices. We believe it to be the best all round variety we handle, or ever handled, and we recommend it highly.

has caused a number of my neighbors to decide to use this seed for their next crop. Your customer,  
"J. P. HALL, Mexia, Texas."

### Would Give \$250.00 to Have All His Crop in Webb Cotton

"I planted four kinds of Cotton last year, and the Webb was planted three weeks later than any, and we picked it two weeks earlier than any. Webb and Chisholm Proflific gave the highest yield of the four. Webb matures its bolls quicker than any other Cotton I ever saw. This year my Webb Cotton and all the other fields of Webb I have seen, are in better condition than any other variety in this community—the boll worm is after us all hard in this country, and I would give \$250.00 to have all my land in Webb Cotton now."—P. J. Waldrop, Howe, Texas.

We make no more on Webb Seed than on the other varieties, as we pay a premium for Webb Seed. But we recommend Webb above all other Cotton for the Southwest.

"Pittman & Harrison Co., Sherman, Texas.

"Gentlemen: The Early Webb Cotton Seed I ordered from you last spring has proven to be the best in staple, time and yield of any I have ever planted. My success

### SEND ENOUGH TO PREPAY YOUR COTTON SEED

If your Cotton Seed is to be shipped to a Texas point, the freight will cost you just HALF as much if you will send us enough money to cover the freight charges and let us prepay your shipment to you. Find out from your local railroad agent what your charges will be, including war tax, and add the amount to your remittance for the cotton seed. We will hold up your cotton seed order until we get the money from you in order to save you money on your freight.



Chisholm Prolific Cotton—Big Boll, Heavy Yielding Variety

## Chisholm Prolific

A big boll Cotton, originated and improved by a Grayson County farmer. Very similar to Mebane in appearance and growth, but earlier and yields a larger percent of lint. A heavy fruiting variety. Chisholm Prolific is a splendid variety and you will make no mistake in planting it.

### Acala

#### Length of Staple, 1 1-16 to 1 3-16 Inches

This is the first year we have catalogued Acala Cotton Seed, for we always want to be sure of a new variety before we recommend and sell it to our customers, as you can understand our reputation of 44 years standing is worth a lot more to us than the few dollars we would make on any variety of cotton seed.

We have been watching the development of this cotton for two or three years, and this season planted it ourselves, which proved to our satisfaction that it is really a step forward in cotton breeding, and on the strength of our own experiment have contracted from the growers some fifty carloads of seed.

It is a 5-lock variety, large drooping bolls, heavy fruiting, storm resisting, early, easily picked, gives a good yield per acre and above all has a very strong lint, measuring from 1 1-16 to 1 3-16 inches.

While there has not been enough of this variety grown here to make a good market, it is favored by the buyers and they are anxious to get it. However, on other markets where it is grown on a large scale, we understand the buyers "fight" for it and pay a large premium for this extra fine staple.

We have no testimonials ourselves on this variety, though the originators have many; but we have satisfied ourselves that it is worthy of our recommendation, and if you are as interested as we are in better cotton, you will at least plant a few acres to Acala. Price, \$2.50 per bushel, f. o. b. Sherman.

### Hallmark Long Staple

For many years Cotton Breeders have been trying to breed up a Cotton that would come up to the famous Red River County Snowflake that could be grown with success in other parts of the country. So far, this success has never been attained, but Hallmark has come nearer reaching the goal than any breeder we know of so far.

Hallmark Long Staple Cotton has not been grown in Texas to any extent, but has been grown extensively in Arkansas, where it originated, for several years.

Hallmark Long Staple Cotton has all the good features. It has a large field yield, a good percent of lint and extra long staple, averaging from 1 1/4-inch to 1 1/2-inch and has been known to run as high as 1 1/2-inch.

### Description of Hallmark

Hallmark has so many good points we are going to number them. We want you to study them carefully and consider each point. Read them over and then read the testimonials regarding this cotton; also Coleman:

- No. 1. It is a 5-lock and big boll cotton.
- No. 2. It is storm-proof and easy picked.
- No. 3. It has a lint yield of from 28 to 32 per cent, according to strength of land.
- No. 4. It has a staple of 1 1-4 to 1 1-2 inches and it is very rare that it produces less than 1 1-4, even on very thin land.
- No. 5. It has a fibre that is strong and silky and pulls even.
- No. 6. It is the best yielding highland staple known and it has proven under actual tests it is adapted to highland.
- No. 7. It is a heavy fruiter and as early as any short cotton known.
- No. 8. It costs no more to grow, pick or gin than other kinds.
- No. 9. It yields as much lint per acre as any other cotton, because it is bred to do it.

#### TO WHOM IT MAY CONCERN:

I have been growing Hallmark on thin, upland for some time. Last year I sold it for as high as 75 cents per pound on Nashville market. This year I have sold only two bales of Hallmark and for these I got 56 cents per pound, but others who sold ahead of me received for the same grade of cotton 63 cents. My cotton pulls 1 1-4 to 1 5-16 inches. It is the best cotton I ever raised in my life. It makes as much lint and costs no more to pick, grow or gin. As for lint yield, I can say I ginned two bales on October 25th: 1670 pounds ginned out 501 pounds, and 1560 seed cotton in the other turned out 475 pounds. I have no interest or seed to sell. I make this statement to help other farmers.

J. T. ELDER.

Nashville, Ark., Oct. 28, 1920.





A Field of Kasch Strain Cotton—Many Large Planters Grow Kasch Cotton Entirely

## Kasch Strain Cotton

### BIG BOLL 5-LOCK VARIETY

#### Big Yield—High Per Cent Lint—Storm and Drough Resistant

Kasch is a 5-lock, big boll, cotton that is easy to pick and yields a high per cent of good quality lint. Many farmers in all parts of Texas report that it yields more cotton on their farms and is easier to pick than any variety they have ever grown, and many of them report 40 to 44 per cent lint.

While Kasch Cotton is new to most parts of the Southwest, it has been improved a number of years and those who plant it say that it seems to have bred into it most of the good qualities that you would want.

Kasch is an early variety. Its big boll and high linting are its chief advantages. They should mean money to you.

#### Farmers Who Plant Kasch Cotton Say:

1. "It is easy to pick, has a high percentage of lint and is storm resisting."
2. "Very prolific, big bolls and good lint."
3. "I have got as high as 583 pounds of lint out of 1,360 pounds of seed cotton."
4. "Kasch Cotton made from 40 to 42 per cent lint and is the easiest cotton to pick that I have ever had anything to do with."
5. "I planted 40 acres and made 40 bales weighing 500 pounds each."

6. "It stood the drough very good, and made a far better yield and lint percentage than any other cotton."

Prices in our latest up-to-date price list.

## Mebane Triumph

This well-known and established Cotton needs no introduction. This variety is characterized by a medium-sized low limbing stalk, with short joints and a "Cedar Bush" form; large bolls. Yields around 40% average lint. Medium early, heavy fruiting. A 5-lock Cotton.

Our Mebane Seed is fine, large, September ginned.

## Lone Star

A very large boll, 5-lock variety; heavy fruiting and perhaps the most storm-proof variety yet introduced. Staple is longer and stronger than Mebane or Rowden, and is credited with being a high linting cotton. Gaining in popularity each year. We believe you would be pleased with this cotton.



MEBANE COTTON

Forty-four years ago we started a small Seed Store in Sherman, nothing more than "a hole in the wall," and have grown year by year until our present plants and warehouses cover several acres of ground. There's a reason. Think it over!



Long Staple Improved Rowden Cotton

## Long Staple Improved Rowden

Length of Staple, 1 3-16 to 1 5-16 Inches

Last season we shipped in about 11,000 bushels of Improved Rowden Cotton Seed from California, a large part of which were planted here in Grayson County. This variety has proven to be a little bit earlier than the regular Rowden, and the lint is also superior, some of which measures an inch and a quarter.

Many of the farmers are making as high as three-fourths of a bale per acre, and are getting as much as 5c per pound premium for the lint besides getting as high as \$125.00 per ton for their gin-run seed from their neighbors.

Without a doubt, this is the best staple cotton that has ever been brought to this part of the country, and has created more comment from the farmers and buyers than any cotton we know of.

Read what the buyers on the local Sherman market think of this Improved Rowden:

"To Whom It May Concern:

"We, the undersigned cotton buyers on the local Sherman market, take pleasure in recommending California Improved Rowden Cotton. We understand from the farmers that the field yield (or yield per acre) is high, the per cent of lint way above the average, and we know the staple to be excellent.

"We have been paying all season 2c to 5c per pound above the market for this variety of cotton, and believe it would bring a good premium on any market, as the demand for this length and quality staple will continue to be good from the manufacturers.

"Yours truly,

"H. O. HARRINGTON,  
"BIRGE-FORBES & CO.,  
"M. V. JOHNSON,  
"M. M. BINKLEY,  
"TURNER WILSON."

One buyer told us that if he could get this cotton in fifty bale lots he could pay as much as 8c per pound premium. You and a few of your neighbors could easily put this on the market in fifty bale lots and get this extra \$40 to \$50 per bale.

We have a nice stock of Improved Rowden Seed on hand, ginned before the fall rains and nicely culled. Price, \$2.25 per bushel.

# SEED CORN

The Varieties That Yield Best in Our Southern Climate



King's Golden

Actual photographs, high per cent grain, of fine feeding quality. See latest price list.

Corn is one of our most important crops, and nothing should be left undone to insure maximum results. First of all, clean, carefully selected seed should be used, and only seed of such varieties as have been found from experience to be best adapted to the South should be planted—seed of high germination. We handle all varieties of Texas grown, Southern grown and Northern grown, seed corn that have proven conclusively that they are adapted to our conditions. On account of the peculiar seasons characteristic of the South, very often Northern grown corn will produce a crop when our native grown corn fails, and vice versa; therefore, many farmers make a practice of planting some of each—Texas, Southern and Northern grown corn—so that in the event the season should not be right for one, one of the other varieties (or both), might make a crop. Although we handle, as above stated, all kinds of seed corn, we specialize in FERGUSON YELLOW DENT—CHISHOLM—SURCROPPER—the most popular varieties of corn in the South. We are very careful in selecting corn for seed stocks, and only purchase and use first-class corn. We purchase all corn in the ear, then select, shuck, nub and shell the corn in our own plant, after which it is graded, the largest, plumped kernels being used entirely for our SELECTED SEED CORN.

## KING'S GOLDEN

OR

## FERGUSON YELLOW DENT

GROWN IN TEXAS

The most popular Yellow Dent Corn for planting in the South. Has been improved 14 years.

It is the general opinion of those who know that this is the best yellow corn known to the farmers in the southwest. It is claimed that you will find less smut, fewer rotten, spotted ears and less imperfect development in a field of KING'S GOLDEN CORN than any other corn. It is a medium early, reaching maturity considerably in advance of the ordinary varieties grown in the Southwest. It makes a strong, stocky stalk, which stands up remarkably well in stormy weather. It is a beautiful corn, with medium sized ears, 80 to 87 per cent grain, and full, deep golden grains, rigidly set on a firm cob. A large percentage of the stalks have two ears.

**MAMMOTH YELLOW.**—A fine variety of corn for the Southern planter. Has large, deep grain; good sized ear. If you have never grown this variety, we would suggest that you give it a trial.

**STRAWBERRY.**—A popular corn. Always does well in Texas. Large ears, strawberry colored kernels, with a red cob.

**BLOODY BUTCHER.**—Dark red kernel; white cob. Will succeed anywhere any other corn will grow.

**PROLIFIC.**—Nearly every Seed House carries Prolific Corn. Most of them list it under different names, such as Thompson's Prolific, Marshall's Prolific, etc. However, the true type of Prolific Corn is a very heavy yielder, as the name implies, and it is a good drought resister. Under favorable conditions it has been known to yield 3 to 5 ears per stalk; medium sized ears, with a medium size grain. It is very popular. In spite of the fact that, as above stated, it is known under various names, the word Prolific is its true name, regardless of any prefix.

### What the Farmer Thinks of P. & H. Seed Corn

"I ordered seed corn ten years ago from you. This last year I was the only man raised any corn in this neighborhood. My Surcropper has mixed some and I want to get pure seed."—J. E. KING, Mart, Texas.

Another One of Our Customers at Grapeland, Texas, says: "Out of all my neighbors I was the only one that raised any corn to speak of, and I used your seed."

# Surcopper Corn

PLANT EARLY FOR QUICK CROP,  
 PLANT LATE FOR FOLLOW-  
 UP CROP

Quick Maturing—Surest  
 Southern Corn



## Texas Grown Surcopper

**WHITE.**—On account of its ability to make a crop, in spite of dry weather and adverse conditions, it is extremely popular with all corn growers. This corn does equally well when planted late or early. During 1917 a field of corn (Surcopper) was planted on the Texas Seed Breeding Farm place, and in spite of a long continued dry period that summer, and the further fact that the corn was greatly weakened by a destructive hail in the spring, the Surcopper of the March planting made a crop of ex-

ceptionally well developed and well filled, sound, smooth ears of corn. A field of it planted on June 23rd made over 25 bushels to the acre. It is truly a remarkable variety and seems to thrive on both poor land and rich, during dry weather and wet weather, and when planted early or late. Surcopper makes a medium height; strong, stocky stalk; a medium sized ear, with very broad, wedge shaped kernel—about 82 to 85 per cent grain. Fields of Surcopper usually contain remarkably few barren stalks, a large percentage of stalks bearing two good ears.

### PLANT SURCOPPER AS FOLLOW-UP OR WHEN OTHER CROPS FAIL

"I planted Surcopper Corn on May 20th, 1919, after gathering a crop of potatoes, and it made roasting ears in less than 60 days. It is made now and will mature a big crop in about 100 days in spite of too much rain. By planting Surcopper I have made two crops off the same land this season."—WALTER FURCH, Sherman, Texas.

## Texas Grown Seed Corn—Chisholm



CHISHOLM CORN

**WHITE-RED COB.**—A variety that can be depended upon to make a good crop, under reasonable conditions, wherever and whenever it is planted. Chisholm Corn is medium early variety, a little later than Surcopper, but maturing about the same time as King's Golden Corn. The stalks are strong, stocky, medium height, and ears are medium sized, well shaped and frequently there are two to the stalk. The cob is deep red color. The grains are broad, deep and of a rich, clean, creamy-white color. A good milling corn. Makes the finest of meal.

We have unusually good Chisholm seed this year and can supply you very reasonably. See our price list.

**MAMMOTH WHITE (Red Cob).**—A very fine corn. Large ears. Grains deep, white and thick. Sure to please. See our price list.

**MAMMOTH WHITE (White Cob).**—Same as above, except difference in color of cob. See price list.

**MEXICAN JUNE.**—Everybody is familiar with this popular variety. Planted extensively during May, June and July. Stands dry weather extremely well, and makes a splendid yield with a moderate amount of moisture. It is used a great deal for roasting ears.

**TUXPAN.**—Came originally from Tuxpan, Mex. After several years' improvement the cob has been lengthened and the grain made deeper. A good drouth resister, and also possesses weevil resisting qualities. The corn is not so hard that it must be ground to feed. A good variety for early or late planting.

### We Recommend for Your Fields—

COTTON SEED—Early Webb, Kasch Strain, Chisholm Prolific, Rowden, Mebane.  
 CORN SEED—King's Golden, Surecopper, Chisholm White, Red Cob.

## Southern Grown Seed Corn

**TENN. WHITE (Red Cob).**—Good yielder and especially adapted to bottom land. Large stalks and tall growing, bearing from one to two large, well filled ears. Large grains on a medium sized cob.

**HICKORY KING.**—"Nearly all corn and no cob," some folks say about it. It is early. Ears 7 to 9 inches long and one stalk usually bears 2 to 4 ears, making it very productive. Makes a beautiful roasting ear, and is a fine milling corn. Don't fail to plant some HICKORY KING.

**WHITE MOGUL TUXPAN.**—See description of "Tuxpan" under Texas Grown Corn.

**MEXICAN JUNE.**—See description of "Mexican June" under Texas Grown Corn.

**WHITE PEARL.**—Largely used for roasting ears, as well for field purposes. Ears are a little larger and smoother than Silver Mine.

**PROLIFIC.**—See description of "Prolific" under Texas Grown Corn.

**MAMMOTH WHITE.**—See description of "Mammoth White" under Texas Grown Corn.

**MAMMOTH YELLOW.**—See description of "Mammoth Yellow" under Texas Grown Corn.

**STRAWBERRY.**—See description of "Strawberry" under Texas Grown Corn.

**BLOODY BUTCHER.**—See description of "Bloody Butcher" under Texas Grown Corn.

**GOLD MINE.**—Combines good qualities of all the yellow dent varieties. Kernels are very long, which, combined with a cob of medium size, makes it a very heavy yielder. Grains are bright yellow in color.

**SQUAW.**—This variety of corn was originated in Oklahoma. It is a great drouth resister. The grains present a combination of colors, most of them being blue and white. Ears are 10 to 12 inches long. Plant any time from March to August.

## Northern Grown Seed Corn



Reid's Yellow Dent Seed Corn

**ST. CHARLES WHITE (Red Cob).**—Pure white corn, with a red cob; ears large and moderately rough; deep grains. Stalks very leafy and heavy, and will produce enormous yields of corn.

**BOONE COUNTY WHITE.**—Very large white corn; ears well filled out at both ends; ears 9 to 11 inches long. Grains very deep and a little rough. Medium sized white cob.

**SILVER MINE.**—Deep grained, pure white, rough topped corn, with a small white cob. Ears run from 9 to 12 inches long, with 16 to 20 rows of pure white kernels set solidly on ears well filled out at butt and tip. This is a drouth resisting variety. Stalks medium height, very leafy, frequently bearing two ears.

**GOLD MINE.**—See description of "Gold Mine" under Southern Grown Corn.

**REID'S YELLOW DENT.**—Deep yellow corn, with a lighter tip. Grain very deep and closely packed. Butt

and tip almost entirely covered over. Slightly rough with grains dented on top. Leaves and stalks make fine ensilage and fodder.

**LEAMING.**—Stalks are of good height; very leafy with broad blades, making splendid Silage or Fodder Corn. Well filled ears, averaging about 10 inches in length. Color, beautiful golden yellow.

**PRIDE OF THE NORTH.**—Yellow grains; bright red cob. Ears medium size with deep kernels. Many stalks bear two good ears.

**CALICO.**—Peculiarly colored corn, obtained by breeding together strong, vigorous red, white and yellow types of rich feeding stock, producing a kernel showing stripes of the three colors. Ears large; deep grains and a small cob, 9 to 12 inches in length, and 7 to 8 inches in circumference. Does well in the South.

### "1877 Brand" Seeds are the Cream of the Crop.

"1877 BRAND"—The firm of PITTMAN & HARRISON COMPANY was established in 1877. Later on, as the business grew, it was found necessary to apply a distinctive trademark to their various grades of seeds. The trademark "1877 BRAND" was picked to designate their extra fancy and select seeds. When you plant "1877 BRAND" seeds you are planting the cleanest and finest seed that over 44 years' experience can get for you.

Plant "1877 BRAND" Seeds in Your Soil This Year

# ALFALFA

## WILL ENRICH YOUR LAND—FINE FEED FOR HOGS AND ALL KINDS OF STOCK—PLANT IN SPRING OR FALL

Alfalfa is a seed and plant of peculiar hardiness and adaptability, hence will grow and thrive under any reasonable conditions, in almost any climate and any type of soil; but an acid soil should be corrected by the use of lime and ample drainage secured, as standing water is most unfavorable and to be carefully avoided; although it has been heavily flooded in cool weather with no apparent injury. Caution should be used in planting, to purchase seed free from any impurities and as clean land as possible should be used; but once established, a good stand will keep most intruders down. The seed bed should be plowed some months before planting time so it may be firm, and at planting a fine mulch should be made to drill the seed in, about one and one-half inches deep. Have as much moisture stored in the subsoil as possible, so deep taproots may be formed quickly. It is of much importance to secure a strong growth the first year. If irrigated, laterals and borders should be so arranged that quick and even watering is assured. In its after care would urge frequent clipping, as soon as first blossoms show, or sooner. This helps keep down weeds and encourages spreading of the crowns. Any large weeds or grass should be removed at this time by hand. This labor will be well rewarded by the superior condition of the field. It is to be remembered that in planting Alfalfa, it is a crop that may endure profitably from ten to a hundred years, that it grows stronger and better for from three to five years, and any mistakes in the early stages may require the destruction of the stand just when it should begin to give the best returns. The care of the hay calls for rapid and accurate work. Cutting should begin when small sprouts of new growth begin to show. If they are cut off it is a serious setback to the next crop and late cutting results in a hard, woody hay, with much available protein lost. Most of the curing should be in small shocks or windrows. The modern practice seems to be to bale in the field, just as soon as most of the stems are dry enough to snap. Good judgement must be used to avoid losing leaves, yet not bale with enough moisture to cause excessive heating. The growing of Alfalfa Seed is rapidly being specialized; for so hardy a plant, it is a most coy and uncertain producer of seed, even with the most favorable soil and climatic conditions. The almost rainless summers of West Texas, Arizona and New Mexico usually yield crops of the bright colored, plump seed which commands the best markets, and have an obvious advantage over European grown seed, raised under such different environments and likely to be ill adapted to American use. It should be sown, generally speaking, in February, March and April or September, October and November. Twenty to twenty-five pounds of the best grade of seed should be planted per acre. In order to get an even stand it is advisable to sow one-half of the seed one way across the field and the other half at right angles to first line of sowing. **TO SUCCESSFULLY GROW ANY CROP, PLANT FIRST-CLASS SEED.**

### DOMESTIC ALFALFA SEED

#### From the Fields of the Best Southwestern Growers

**"1877 BRAND" EXTRA FANCY.**—This is our best grade of domestic alfalfa seed. The very finest quality and thoroughly re-cleaned.

**FANCY.**—Also a first-class quality of domestic alfalfa seed, but not in the same class with our "1877 Brand" seed.

**CHOICE.**—Good grade of medium quality seed, containing some dark seeds, but generally gives satisfactory results.

**TURKESTAN ALFALFA (Imported).**—Brought from Turkestan, in Asia, where it gets very cold and exceedingly dry during certain periods of the year. In this country Turkestan Alfalfa has withstood a temperature of 25 degrees below zero, without injury. It also withstands severe dry weather, and grows satisfactorily with a minimum supply of water. This alfalfa has a very large root system which draws the water supply from the subsoil. It is said the yield of hay from Turkestan Alfalfa is larger than from domestic, or common alfalfa.

### Peruvian Alfalfa

Especially Good for Planting in the South and Southwest.

The Peruvian Alfalfa will make one ton more per acre per season than common Alfalfa. It grows in cooler weather, starting earlier and growing later. It is equal in every way to the ordinary alfalfa as food for stock, and has absolutely no quality that is objectionable. It will stand wetter soil, and some claim more drouth than the ordinary alfalfa. Peruvian Alfalfa is similar to Arabian Alfalfa; it is extremely tender and generally winter-kills in all except the Southern and Southwestern States. Its quick recovery after cutting and its longer growing season enables more cuttings to be obtained than is possible from ordinary alfalfa. The Peruvian Alfalfa grows taller than the Arabian, but the stems are more woody. It will thrive on poor or sandy land where other varieties fail. And it will stand 10 per cent colder weather than domestic Alfalfa. We would recommend our customers planting this new variety of alfalfa. Sow at the rate of 15 to 20 pounds per acre.

**HAIRY PERUVIAN ALFALFA.**—Is proving of special value in the Southwestern portion of United States, where winters are mild. It is characterized by its large leaflets and by the hairiness of its stems and leaves, quick recovery after cutting, and its very rapid growth during the growing season, and also by its ability to grow in cooler temperatures than ordinary alfalfa.

**SMOOTH LEAF PERUVIAN ALFALFA.**—About two weeks earlier than common kind; stays green later in fall. Some people prefer this variety of Peruvian Alfalfa to the Hairy. We especially recommend it for fall planting.

### Inoculate Your Seed With Mulford Culture to Secure Maximum Results

Small Cost; Large Returns; No Trouble; No Labor.

Note accompanying illustration showing the difference in growth between inoculated seed and uninoculated seed.

For sowing Alfalfa we recommend the "Cahoon" or "Cyclone Seed Sower."



Inoculated Not Inoculated

Does it pay to inoculate your seed? IT SURE DOES. Mulford's Cultures are described on page 25.

## Barley

Barley should be planted at the rate of about two bushels per acre.

**BEARDLESS BARLEY.**—Earliest barley known; the straw is about the height of common barley but better and will stand up on any land. On good land it will produce as much as 80 bushels per acre. Sow as early as you can; frost does not hurt it.

**BEARDED WINTER BARLEY.**—Makes excellent winter pasture and yields from 50 to 75 bushels per acre. All our Barley Seed is re-cleaned and they are the best quality we can get for you. See price list.

## Jerusalem Artichokes

Can be grown anywhere Potatoes or Sunflowers will thrive.

Jerusalem Artichokes are very good for feeding farm animals and should be more extensively grown. They are very hardy and thrive in places where other roots would entirely fail. Almost any kind of waste land will grow Jerusalem Artichokes and the persistency with which they remain in the ground makes them most valuable to grow in such places. They are more watery than potatoes, but are richer in protein; their feeding value has been found fully equal to them. Their ability to resist frost without injury adds much to their economic importance, and makes it possible to harvest them with swine or otherwise even after the winter has gone. They yield from two hundred to six hundred bushels per acre. Plant same as potatoes and as early in the spring as ground is in working condition. The tubers, if large, can be cut, but are generally planted whole. Feed from 10 to 15 pounds daily to a mature animal and 2 to 3 pounds to a sheep. They should be sliced when fed to prevent choking, more especially for sheep. Four or five pounds are equal for feeding purposes to 1 pound of corn. Both tops and roots are used for feed.

## Broom Corn

Farmers find this a very profitable crop. One acre has produced 500 pounds of brush and nearly 40 bushels of seed. Will grow almost anywhere sorghum will mature satisfactorily. Should be planted and cultivated about the same as sorghum. It should not be mixed with feed crops. Grows from 8 to 10 feet high. Plant in drills 3½ feet apart and thin 3 to 6 inches apart in rows. 5 to 8 pounds of seed will plant an acre.

**STANDARD OR TALL EVERGREEN.**—This variety grows 8 to 10 feet tall, stands up well and is free from crooked straw. The fibre is long and of a rich dark green color, and always commands the highest price when placed on the market.

**DWARF.**—Stalk of this variety is decidedly dwarf, only grows 4 to 5 feet high, but makes long, smooth, bright straw, and is a heavy yielder, which makes it desirable as a market crop.

## Buckwheat

Sow in the Spring. Will make a fall crop in lower South with fair rainfall.

Sow about 25 pounds per acre.

**SILVER HULL.**—A great improvement over original, old sort, yielding nearly double the quantity per acre, blooming longer and maturing sooner. Grains are a beautiful light gray color, have thin husks and less prominent corners than those of the other sort. The flour is of good quality and very nutritious.

**JAPANESE.**—Has been raised in this State with good results. It is early and very productive. The rich, dark brown kernels are twice the size of those of Silver Hull and yield a superior flour. The plants are of branching character and the stiff straw stands up well.

# This Has Been Our Policy for 44 Years

It is our desire to serve you well; not merely to sell you seeds, but sell you **FIRST CLASS SEEDS**—not only this season, but next season, and the next; and as long as you need and buy seeds.

Although we handle practically everything in the grain and seed line, we specialize in seeds that will give the best results in this section. We can supply commercial grades of seeds, or re-cleaned selected tested seeds, but we do not exploit any wonders, make exaggerated claims, or recommend anything to our customers unless we feel reasonably sure it will succeed in your section, under proper climatic conditions and cultivation.

## Seed Testing

To insure our customers as much as possible from purchasing seed of low vitality, we are constantly testing various varieties of seeds—both field and garden—using for the purpose modern electric testing and germinating machines. As a result of our efforts along this line, we are in a position to detect inferior goods and eliminate the seed from our stock. Any seed failing to meet the requirements, and which we have reason to believe would not give entire satisfaction, are immediately removed from stock and not offered to our customers. We believe that work of this nature is worth while and when we consider we are here to give value received and cannot do so unless we put out high quality seeds, we figure that this work is more than justified, and, in the long run, we are more than repaid, for it means "satisfied customers."

## Recleaning

In catering to both wholesale and retail trade, we naturally have orders for large quantities of seed just as it comes from the thresher, but for the benefit of our customers and especially the retail trade, who desire "The Best," we have equipped our business with the most modern seed cleaning, grading and Cotton Seed culling machinery possible to secure. All seeds put out by us, under our trade-mark "1877 BRAND," are re-cleaned seeds. A planter in buying seed for planting purposes should never consider anything but this grade of seed. As a general proposition, the difference in the cost price between thresher run and re-cleaned seed, is but a few cents per bushel, or per cwt., as the case may be, but as he gets nothing but the heaviest, soundest seeds—not dirt, trash, chaff, light, immature seeds, etc., you can readily understand that a few cents per bushel invested to secure such a grade of planting seed means a difference of dollars when the crop is harvested. We exercise particular care in the recleaning of all seed stocks, and whenever you order "1877 BRAND SEEDS"—either Field or Garden—you may rest assured that you will receive the best and cleanest planting seed possible to secure.

# NON-SACCHARINE SORGHUMS

These are used principally for grain, although the leaves are also largely used for forage. The stalk does not contain much sugar like Saccharine Sorghums such as Amber and Orange Cane. All are being used to good advantage for ensilage purposes. The severe drouth of 1913 taught the planters of Texas, Oklahoma and Kansas the merits and value of Non-Saccharine Sorghums. They have produced excellent results despite the scant rainfall, where corn made a failure. More of the Non-Saccharine Sorghums will be planted during the coming seasons than ever before, as planters can insure a supply of grain for feed, in addition to the forage value of the leaves.



Field of Feterita

**FETERITA.**—Feterita, which was first introduced in this country from Egypt in 1906, is cross between Durra and Kaffir Corn. Samples were secured by the United States Department of Agriculture and tests were made at the Experiment Stations in Texas and Oklahoma. It has proven itself one of the most wonderful drouth resisting plants that can be grown in the Southwest. The past three years have seen it planted beside other forage crops and in every instance it has outgrown and yielded more per acre than any of the others. Last year Feterita produced excellent crops wherever it was grown. In some instances, where there was practically no moisture whatever after planting, there were crops of from 25 to 40 bushels per acre. The seed are a bluish white and are somewhat flattened. The average height of Feterita is from six to seven feet. The grains are large and soft. Under normal conditions a yield as high as 100 bushels is recorded. Seven heads to the plant are not unusual for Feterita. For the best results Feterita should be sown in rows three feet apart, using from five to ten pounds of seed per acre.

**SHALLU, OR EGYPTIAN WHEAT.**—This grain grows something like Broom Corn. It stools out from the root, making from three to six stalks. It has been planted in almost every section of Texas and has produced splendid crops. Is very productive, making an enormous yield of grain and fodder, and has given great satisfaction to every grower. Shallu or Egyptian Wheat should be sown in drills three feet apart, using from five to ten pounds of seed per acre.

**HEGARI.**—This is a new grain or forage crop and is a cross between White Kaffir and Feterita. It is more desirable for forage than either and the bad qualities of both have been eliminated; when ripe Feterita shatters out, while Hegari will not. It is dwarf in habit of growth, and the compact heads of large white grain make it very attractive. The stalks contain more saccharine matter than Feterita and Kaffir, which makes it better for stock feeding and for filling silos. Plant 8 to 10 pounds per acre.

**WHITE MILO MAIZE.**—This new grain, which was introduced about 4 years ago, is gaining a wonderful reputation for a drouth resister and as a forage crop; it is very desirable for ensilage, also makes an enormous yield of heads.



White Milo Maize



**DWARF YELLOW MILO MAIZE.**—This is one of the most popular varieties of non-saccharine sorghums grown in Texas. Immense quantities are grown in the Panhandle, and in the Southwestern portion of the State. It is being planted more and more in the black-land belt and is becoming more popular every year, is very productive and makes an enormous amount of the finest kind of grain which is relished by all kinds of stock. Sow in rows three feet apart, five to ten pounds of seed per acre.

**EXTRA DWARF YELLOW MILO MAIZE.**—This is the same as Dwarf, only it does not grow quite as tall. Has the good qualities of the Dwarf.

**WHITE KAFFIR CORN.**—It grows from 4 to 5 feet high, making straight, upright growth, has a strong stem

with enormous wide leaves. The stalks keep green and are brittle, making an excellent fodder, either green or dried, for cattle and horses. The heads make the finest kind of feed. Sow in rows three feet apart, five to ten pounds of seed per acre. For fodder, sow one bushel per acre broadcast.

**RED KAFFIR CORN.**—Grows taller than the White. The seed is red and smaller than that of the white variety and rather hard and brittle. Claimed to be a little earlier and that it will do better on poor land than the white. Both grain and fodder are excellent, the whole stalk tender to the full maturity of the seed. Possesses the quality that all the tribe possesses, of waiting for rain without any loss of capacity or yield.

## SACCHARINE SORGHUMS

Sow six to ten pounds of seed per acre in drills, and from 100 to 150 pounds per acre broadcast

**CROOKNECK RIBBON CANE.**—Planted principally to make syrup and has given very best satisfaction to those who have planted it for this purpose. It is usually planted in rows  $3\frac{1}{2}$  feet apart, using from 6 to 10 pounds of seed per acre. Grows from 10 to 15 feet high. In the past year or two the farmers of Texas have gone into building silos very extensively. Is one of the best crops that can be grown to use as ensilage on account of the enormous yield it makes per acre.

**JAPANESE RIBBON CANE.**—Is a large, stocky and vigorous variety, maturing in 120 to 125 days. It sends up two to four stalks, which reach a height of 8 to 14 feet. The stalk is as large or larger than Crookneck, and in quality it compares equally well to Crookneck—to either of which all Sorghum can be compared in regard to sweetness. The seeds are plump, slightly larger than Sumac, and when hulls are removed seeds appear to be a dull reddish-brown color; after the threshing process, are almost totally enclosed in a bluntly pointed, glistening red glume; heads are long and medium loose. This variety was lately introduced into Texas, where fields last year produced 350 gallons of the very best quality of syrup to the acre. The syrup is lighter in color and milder in taste than that of Sumac, Orange or Amber. Makes the very finest kind of silage.

**STRAIGHTENED RIBBON CANE.**—Grows very similar to the Crookneck variety except that it has a straight head. Is first-class to use for ensilage, also for syrup.

**EARLY AMBER CANE.**—This variety is very popular and is largely used to sow for forage. Furnishes large yield of most nutritious forage, which can be fed either green or cured, and will yield two or three cuttings a year, stooling out thicker each time it is cut. The saccharine matter is of the finest quality and it produces a fine sugar or syrup. It grows 10 or 12 feet high.

**ORANGE CANE.**—This variety is a little later than Amber Cane and is also much used for forage and making syrup.

**RED TOP CANE.**—This variety is planted extensively over Texas. The seed is smaller than the Amber and Orange, makes the very finest of fodder and is in very heavy demand.

**SCHROCK KAFFIR SORGHUM.**—This is a comparatively new grain, which was originated in Oklahoma. It is claimed to be one of finest of sorghums for forage and ensilage, as it is quite sweet and grows an abundance of broad, long leaves. It is a wonderful grain to stool out, not unusual for one seed to send up six to ten stalks, each making a fine head of large, light brown grains, which make excellent stock and poultry food. One of the best drought resistors of the sorghum family. Drill at the rate of 3 to 5 pounds per acre.



Schrock Kaffir Sorghum

"I like your Early Webb Cotton better than any I've ever raised. It matures early, has small seed and lots of lint and it's the biggest yielder of them all. Your Chisholm Prolific is also good."—L. A. GRIFFIN, Route No. 6, Sherman, Texas.

# FIELD BEANS FOR THE SOUTH



Field of Soy Beans

## VELVET BEANS Early Speckled or 90-Day

Rich pasture, forage, grain for all live stock. A legume that enriches the soil.

Velvet Beans have become about the biggest summer legume crop in the south for grazing, and for fall and winter feed.

They have proven satisfactory in the South and Southwest wherever there is fair rain fall, and as far north as Tennessee.

Speckled Velvet Beans often make 10 to 20 tons of green hay and 4 to 6 tons of dry hay to the acre and 40 bushels of seed.

When planted alone they make a very heavy foliage and are usually pastured as they grow to prevent harvesting the massy hay.

The most popular way is to plant them between the corn. Best results are obtained when plants are about three feet apart. Drill about 30 to 40 pounds of seed to the acre when grown alone or about 20 pounds between corn rows. Plant in early spring for seed or in June or July for forage and cover crop.

## TEPARY BEANS "DRY LAND NAVY BEAN"

Grown by the Indians in Arizona for hundreds of years and is acclimated to dry conditions; will make a

crop with very little moisture. The beans look like ordinary white navy beans, but are a trifle smaller, and slightly flattened. They stay green throughout dry weather. They are a bush bean. Fifteen to twenty pounds will plant an acre. Farmers in the Rio Grande Valley have been raising these beans successfully for two years. Planted ten acres of ordinary sandy land last season in the white variety of Tepary Beans, and grew 157 bushels. Three acres of the best land yielded 25 bushels per acre. The Tepary Beans matured during the hottest and driest weather. A part of the crop was planted about the middle of April, some were planted about the first of July on land from which had been dug Irish potatoes. Most of the land planted to this bean was the poorest land on his farm. He gathered them in September and they were easily handled. Although many of the pods had been dry for about two months, very little of the seed was lost in handling, which indicates that they do not shell out to any great extent. They make fine chicken feed when ground or cracked.

## PINTO BEANS

OR MEXICAN SPECKLED

Another dry land bean. It is speckled and about the size of the navy bean. Similar growing qualities to the Tepary Bean except that the bean is larger and the yield heavier.

## SOY BEANS (MAMMOTH YELLOW)

The most popular of all Soy Beans. It is the largest growing variety—attaining a height of 3 to 5 feet—of all the Soy Beans. They thrive on most any kind of soil, and make a splendid and very profitable summer forage crop. They are very fine for table, both shelled and when green, used as you would English Peas, or permitted to stay on the stalk until they mature and then put away for winter use. As they contain more protein than Cow Peas, or Velvet Beans, Soy Beans make a very valuable hay crop. Unlike Cow Peas, Soy Beans mature all the pods at the same time. One bushel of Soy Beans planted 2 to 3 inches apart in drills 30 to 36 inches apart will plant 2 to 3 acres. If sown broadcast from 60 to 70 pounds per acre should be used. Planting in drills is recommended, as this will enable the field to be cultivated, which is necessary in case of weeds. An occasional Soy Bean planted with ensilage corn adds greatly to its feeding value. Oil Mill men in the Southern States have tried them out, the result being they found them very valuable, as the oil from SOY BEANS is of a very fine quality, and from a commercial standpoint Soy Beans occupy a prominent position, and will increase in popularity as soon as their merit becomes generally known.

For Prices on Field Beans—See Price List.

## FIELD PEAS

Improve your land by growing Cow Peas. They enrich poor land. Make rich land more productive. They make one of the largest and most nutritious forage crops grown. When grown for hay they are very valuable and yield immense quantities of feed. For ensilage they have no equal.



Field of Whippoorwill Peas

**WHIPPOORWILL PEAS.**—The old reliable kind. Make a good growth of vine which is easily cut and cured as dry hay.

An early variety that is satisfactory over the South and Southwest generally. Plant it early or plant late as a follow-up crop. Vines furnish excellent forage.

**BLACK EYE PEAS** are satisfactory for field or garden use and thrive most anywhere in the Southwest where there is fair rainfall. Very nutritious food for man and stock, and makes a fine cover crop to plow under.

**CLAY PEAS.**—Medium sized and cream, or clay color. Vines grow long and are very leafy. Mature medium late. Makes a good cover crop to plow under in the fall.

**WHITE CREAM OR LADY PEAS.**—Fine for table use and a great soil enricher. Peas small in size. Very prolific. Better to eat than Black Eyes.

**PURPLE HULL CREAM PEAS.**—Fine for table use or stock. A variety of Cream Pea, the hull of which turns purple when the pea reaches maturity.

**BROWN CROWDER PEAS.**—Native of Texas. Very prolific and an excellent variety for table use.

**BROWN EYE CROWDER PEAS.**—About the same kind of peas as the Brown Crowder, with the exception that it has a brown eye.

**PINK EYE CROWDER PEAS.**—Another species of the "Crowder Family." Has the "Pink Eye."

**BLACK CROWDER PEAS.**—Practically same as other members of the Crowder Pea class, except is black in color.

**WONDERFUL, OR UNKNOWN PEAS.**—On account of the great growth of vines, this variety is especially valuable. Matures late and requires a full season to give best results.

**RED RIPPERS PEAS.**—One of most prolific varieties of Cow Peas. Vines grow long, makes an abundance of hay.

**NEW ERAS.**—It is a bush pea, and stands erect. Matures about two weeks earlier than the Whippoorwill. Peas are small and require only about 50 to 60 pounds to plant an acre. This is one of the most valuable varieties in cultivation.

**BLACK STOCK PEAS.**—A very popular variety.

**BRABHAM PEAS.**—One of best and most productive in growth and yield of shelled peas. It is a small hard, speckled pea, about the size of the Iron and New Era. Will make two crops.

**IRON PEAS.**—Sometimes called Grey Goose. Gives splendid results.

**GROIT PEAS.**—A fine new variety; early maturing. Resembles New Era in appearance and size of seed, but makes a larger growth. A heavy yielding variety.

**MIXED PEAS.**—Many farmers prefer a mixture of Whippoorwill, Clay, Crowder, etc. They are pretty sure to make a good crop under different conditions. We can make you up a mixed shipment of several most satisfactory varieties. See our price list for prices.

**CANADA FIELD PEAS.**—Small field pea, resembling an early garden pea. The plant is not so resistant to hot weather as the cow pea, but very resistant to cold weather. They may be planted in the south any time from September until March. Sow them alone, broadcast, at the rate of a bushel to bushel and a half per acre. Especially valuable for poultry and pigeon feeding. Will afford fine grazing within 90 days from sowing, or will produce a valuable crop of hay. When hay is desired the vines are generally cut when the pods are about half grown. They are also good for table use and can be used for this until you cut the crop.

### Sowing Cow Peas With Soy Beans, Sorghum or Corn

Cow Peas are frequently sown with Kaffir Corn, Sorghum, Soy Beans or Corn in order to furnish some support and enable the vines to be cut and harvested to better advantage. Soy Beans should be sown at the rate of about one-half bushel to one bushel of Cow Peas. When Kaffir Corn or Sorghum is sown with Cow Peas it should be sown at the rate of one peck of Kaffir Corn or Sorghum with one bushel of Cow Peas to the acre. Sowing of Cow Peas and German Millet for a hay crop has been very satisfactory. Wherever this feed is used it is very much liked. The New Era and Whippoorwill Peas are the best kinds for sowing with German Millet. The crop should be cut when the Millet is ready; the Peas will have reached the dough state by that time and make an excellent combination of heavy yielding and very nutritious feed. Ordinarily Cow Peas should be sown in May, June or July at the rate of from one to one-half bushel per acre.

# CLOVERS



Field of Sweet Clover

**SWEET CLOVER (White Blossoms).**—Resembles alfalfa in appearance, habits of growth and in food contents. Fine for feeding bees. It thrives in a variety of soils, growing well in almost pure sand, in silt, loam, and hard, rocky and decidedly poor clay soil. Also does well on hills, bottom lands, in well drained and in wet soils; in alkaline and non-alkaline soils. It adapts itself to almost all conditions of climates. Used for hay, pasture and green manure, as well as for fertilizing and renovating old and poor soils. Horses, cattle, sheep, hogs and poultry relish Sweet Clover. It may be killed when desired by mowing when in bloom. If left to mature, it reseeds itself from year to year, as long as wanted, with no re-sowing, although it may be pastured. The seed bed should be well prepared and very firm. A good place to sow it is on ground such as corn stubble, that does not require ploughing, depending on a disk or harrow to cover the seed. Some people sow it with Spring Oats. It is sown in spring or fall. Sow 20 to 25 pounds of hulled seed, or 25 to 30 pounds of unhulled seed per acre.

**SWEET CLOVER (Yellow Blossoms).**—Same as White Blossom, except has a yellow flower.

**CRIMSON CLOVER.**—We believe this to be best "all around" soil builder you can select. A good crop of it plowed under is equal to many loads of rich manure per acre. Sow it in the cotton middles at the last working, or after picking and you will be surprised at the returns it will give you in dollars and cents. It is claimed Crimson Clover will yield ten to fifteen tons of green feed per acre, two or three tons of hay and it is worth \$20.00 to \$30.00 per acre as a fertilizing crop alone. The seed bed should be firm, moist and well settled. If planted on stubble land you should break the land a month or six weeks before planting. Keep the land well disked and harrowed, thus keeping it in good shape and moist. Deep sandy land should be plowed not over five or six inches deep. It is considered best to sow after a rain. It is also possible to seed the crop in dry ground and get a good stand from rains which come later. Sowing Crimson Clover on corn lands greatly increase the yield of corn. Sow 15 to 20 pounds of seed per acre.

**LESPEDEZA, OR JAPAN CLOVER.**—Very valuable self-feeding legume. Grows almost anywhere. Its chief use is as a pasture plant with Bermuda Grass. On rich soil, when grown for hay, produces two or more tons per acre. With it as a summer crop and Burr Clover as a winter crop, rundown land is improved rapidly. Sow 15 to 20 pounds per acre.

**WHITE CLOVER.**—Its main use is for pasture and lawn mixtures. Small proportion of White Clover in a permanent pasture often fills up many a bare spot and produces valuable grazing for all kinds of stock. Will reseed itself from year to year. However, during extremely hot weather, and dry midsummer, it disappears, but quickly revives on return of seasonable weather, and rains in early autumn, thus furnishing abundant fall pasturage. Sow about 10 pounds per acre when planted by itself, or half the amount when planted with other grasses.

**RED CLOVER.**—Not sown extensively in South, but does well in some sections. It makes both a hay and a pasture crop; being a nitrogen gathering plant, it is a splendid soil improver. Sow in spring or fall at the rate of from 10 to 20 pounds per acre. For best results it is necessary to have a fine seed bed, reasonably firm.

**MAMMOTH RED CLOVER.**—Same as Red Clover, except as the name implies, it is a larger type, and matures later.

**ALSIKE.**—Also known as Swedish Clover. Best adapted to a cool humid climate and does especially well in deep, moist clay loam soil. It will succeed on soils too wet or too poor in humus for Red Clover. It may be planted alone, or with small grain crops. If planted alone use 5 to 8 pounds of seed per acre, or 4 or 5 pounds in mixtures. Alsike is hardier than Red Clover.

**BURR CLOVER.**—There are two kinds of Burr Clover the Southern or Spotted Leaf, and the California. Based on our experience, we can see but little difference, therefore do not recommend one variety over the other.

Burr Clover, like other legumes, has ability to gather nitrogen from the air, and put it in the soil, by means of nodules on the clover roots. The tubercles, or nodules, on the clover roots may be compared to fertilizer factories, which gather from the free and unlimited supply of atmosphere nitrogen, and manufacture it into plant food. By the use of Burr Clover the farmer's bill for commercial fertilizer may be greatly reduced. Being an annual, Burr Clover reseeds itself from year to year, yet it is easy to control. It is an excellent pasture crop for all kinds of live stock. When used as a pasture crop it should be grown in combination with some of the warm weather plants, Bermuda Grass or Lespedeza. The Burr Clover comes up in the fall and is well established when the summer crops are killed by frost. It grows all winter until long after the summer crops are well established, reseeds itself and dies down in May to come again in the fall. A great many people order Burr Clover, "Hulled" not knowing that the hull, or "Burr" is as important as the seed itself, for it is the Burr that inoculates the seed. When planted on Bermuda sod, the seed should be sowed in August to October, 4 to 6 bushels per acre, for a good stand, or 3 to 4 bushels per acre for a scattering stand, which will thicken up next fall. When planted in cotton 3 to 4 bushels per acre is required. For hay 6 bushels Burr Clover and about 2 bushels Rust Proof Oats per acre.

## SOFTEN THE BURR BEFORE PLANTING BURR CLOVER

Soak your Burr Clover Seed in cold water and stir them five minutes to soften and to catch the inoculated soil. Then put them in a sack and dip into kettle of boiling water for one minute. Put them back in the cool water and stir a few minutes to re-inoculate from the soil therein and they are then ready to plant.

Use Mulford Culture to Inoculate Your Clover Seed.

## SEED OATS



Early Fulghum Oats

In the present days of high-priced land every farmer knows that it is now more important to plant good seed than when land was selling from \$25.00 to \$50.00 per acre. Land must produce more now to take care of this increased investment and increased cost of labor. With this in mind, we introduced into Texas six years ago

### THE EARLY FULGHUM OATS

We succeeded in getting one or two of our best farmers in this section to try this seed stock obtained by us, and these same farmers today are still growing Early Fulghum Oats. We have carefully watched the merits of these Early Fulghum Oats for the past six years, and they have proven to be a much better variety than our Texas Red Rust-Proof Oats, and have been known to yield as high as 125 bushels per acre. Besides being a heavy yielder, they mature ten days to two weeks earlier than the ordinary Red Oats—before Johnson Grass has Seeded or the Rust has had time to develop—and on the Early Spring Market demand a good premium.

### Live Through Our Coldest Weather

If we could give no more advantages than those above, they alone would more than justify the small difference in price between the Early Fulghum Oats and the ordinary Red Oats. But read the following letter just received from Mr. E. W. Kirkpatrick, a well-known nurseryman and farmer of McKinney, Texas.

"Referring to the Fulghum Oats: I find these Oats live through our coldest winters, especially if the soil is well pulverized when oats are sown. By drilling early in the fall, this grain gains a good pasture and ripens earlier than the common Red Oats. If stubble is planted immediately after harvest, cotton, corn, peas or other crops can be grown.  
"Yours truly, E. W. KIRKPATRICK."

In past years, our supply of these Early Fulghum Seed Oats, to a great extent, have been planted locally by our Grayson County farmers, but this year, on account of increased acreage and good yield, we are going to have a surplus to offer the farmers at a very low price.

Let us suggest that you plant at least a few acres of Early Fulghums alongside of your favorite Oats. You'll be highly pleased with results. And, a dollar to a doughnut, your entire Oat crop the following year will be EARLY FULGHUMS.

### "1877 Brand" Texas Red Rust Proof Oats

For particular farmers, who desire to raise "the best," and realize maximum yields and profits, we unhesitatingly recommend this grade of Seed Oats, for it is our highest grade of fancy, recleaned seed. All light-weight seed, chaff, dirt, etc., is removed by the thorough cleaning we give these oats, and you receive what you pay for, and expect—"first class seed."

### Winter Turf Oats

When sown early, before the middle of March, these oats will far outyield the ordinary spring oats, making a larger crop and heavier grain. For seed purposes, it is most desirable to sow winter oats in the spring, as they make better and cleaner seed oats for sowing in the fall than if continual seedings are made from fall grown oats. Sow about 2½ to 3 bushels per acre.

### Choice Country Run Texas Red Rust Proof Oats


An ordinary grade of Red Rust-Proof Oats, of good quality, but not recleaned. Many people do not care to pay the difference in price of this grade and the Fancy or "1877 Brand," therefore we offer this choice grade for such of our customers as do not desire to purchase a fancier grade.

"I planted your Fulghum Oats last year and I can say they are the ONLY Oats to plant. I've planted Red Rust-Proof and other well-known varieties. About a dozen of my neighbors planted other varieties of oats this year but I beat them all. If a man has any Johnson Grass on his land he ought to plant Fulghum Oats. They start growth and mature earlier than any Oats I ever planted, and they get ahead of the grass and weeds every time, and I will say they are the best Oats I ever raised on my place."—J. E. CHAPMAN, R. F. D., Sherman, Texas.

# SEED WHEAT



Miracle Grains  
Won't they go fine  
in your Drill



## Miracle Wheat

### BIG YIELD—LARGE GRAIN OF SOFT WHEAT—FIRM STALK

Texas Miracle is a soft, bearded wheat that grows taller, yields more abundantly and bears the largest and heaviest berry of any other wheat grown in the South. It has consistently led in yield year after year in the Wheat Belts of Texas, where all the better varieties of Southern Wheat are grown in abundance.

And Miracle Wheat thrives in every part of the South and Southwest. In wet and dry seasons it leads the list in quantity and quality of grain.

It has been steadily developed in Texas now for seven years and this past year it has made its highest yield, making from 30 to 40 bushels to the acre on many farms.

The quality of the grain is very good and is sought by millers for the higher grade of soft wheat flour.

### Mediterranean Bearded Blue Stem Wheat

The most popular variety and the standard winter wheat for the Southwest. Firm red grain. Rust resistant.

### Smoothhead Wheat

A very early variety, which ripens before the bearded kinds, and many farmers prefer it to other varieties.

### Black Winter Emmer

Black Winter.—Emmer is different from speltz; a species of wheat, plants hardy, leaves rather broad, velvety and hairy. Heads bearded, very compact and much flattened at the rowed sides. Emmer is resistant to drouth and rust. Produces a fair crop under almost any condition of soil or climate, but thrives best in dry regions with hot summers, where it gives excellent yields. At the Kansas Experimental Farms tests were made of Winter Emmer for four years, with results of an average of fifty-two bushels per acre. Winter Emmer is particularly valuable as a stock food in dry countries for the reason that the drouth is too great for ordinary crops of oats and barley, but not sufficient to prevent the production of a fair crop of Winter Emmer. Winter Emmer has been grown successfully by the 101 Ranch of Bliss, Okla., who state it is very resistant to cold and drouth, going through the severely cold and dry winter of 1912 with a survival of 90 per cent and giving a yield of 50 bushels per acre, after having been heavily pastured all that fall and winter. Emmer is used for feeding live stock and compares very favorably with oats and barley for that purpose. Where oats do not do so well, Winter Emmer is highly recommended. Preparations of the land, seeding and subsequent management of the Winter Emmer crop are practically the same as required for Winter Wheat, and the same farm machinery is used. Sow Emmer in September or October at the rate of two bushels per acre. The straw from Emmer is equal to any oat straw, and when cut for hay is even better. If wanted for hay, should be cut when the Emmer is just in the dough. Thirty-two pounds of Emmer is a bushel.

"My father and I have grown wheat for a long time and we always get the best variety.

"A few years ago we planted the large wheat you call 'Miracle.' It was a bad year, but it made the finest quality of wheat we ever raised.

"As Mediterranean had been the best variety we could find, we planted the two side by side. The land the Miracle was on was not as good, but the Miracle outyielded the Mediterranean 3 to 5 bushels per acre and the quality and size of the grain was much better.

"We won't plant anything but Miracle now. It is in good demand by the mills for fine flour and we always get good prices for it."

LUTHER LADD, R. F. D., Sherman, Texas.

### Macaroni or Nicaragua Wheat

Stands dry weather better than soft wheat. A very heavy yielder—from 20 to 35 bushels per acre.

### Turkey Red Bearded Wheat

Extensively grown in this section. It is very hardy and does well anywhere wheat can be grown. Bearded. A good winter wheat that's rust-resistant.

### Speltz

Grows tall like rye and matures early like barley. Makes an enormous yield of grain and straw. All kinds of stock will eat it greedily. Makes good pasture. Stands drouth better than other grain. Sow at the rate of 75 to 100 pounds per acre, in fall or spring.

### Seed Flax

Flax should not be sown on same land oftener than once in seven years. Treating the seed with formaldehyde before sowing is often advisable. Before sowing the ground should be thoroughly prepared and it is especially important to have the soil well firmed. Be sure there are no open spaces in the bottom of the furrows, as these are likely to cause the roots to rot. Sow 25 to 30 pounds per acre; sow as early as possible and yet avoid frost killing.

### Hemp Seed

Grown extensively in some sections for its fiber, which is used in making rope, twine, etc. It is also a very popular bird seed and about all the hemp seed sold by us is for the latter purpose.



Spanish Peanuts

### Spanish Peanuts

In addition to their value for growing for the nuts, these are very largely used in the South as a forage and fattening crop for hogs and other stock. They are early to mature, very productive, and in the far South, where they can be planted in April, two crops can be made in a year, the second crop being planted early in July, the tops making a hay crop and the nuts a grain crop. In harvesting, the nuts hang to the vine, and tops and nuts are fed together to hogs, cows and horses, as a whole grain ration. Spanish Peanuts grow in more compact form than the Virginia Peanuts, making it possible to grow them closer, making the cultivation easier. While the nuts are smaller, they are very much sweeter and of finer flavor than the large sorts, and the "pops," so common in large varieties, are seldom found in the Spanish; these and Chufas are two of the best crops in the South for fattening hogs, and no Southern farm where stock is raised should be without them.

### Virginia Jumbo Peanuts

A very profitable sort, planted almost exclusively by the peanut-growing section of Virginia. It is the standard variety for roasting. The plants have erect stems with upright foliage and are easily grown. The nuts are of good size and contain remarkably large kernels. The vines furnish excellent forage.

### Tennessee Red Peanuts

The finest variety grown, especially adapted to black, waxy land, as well as sandy soil. The nuts contain three large kernels each, and are enormously productive.

### Chufas

A species of ground nut, forming an abundance of small tubers on its roots, but near the surface. They are especially valuable for hogs and poultry. Plant in April or May, in rows 3 feet apart, dropping the tubers 4 inches apart. The tubers mature in September and can remain in the ground until needed. One peck will plant an acre.

### Mammoth Russian Sunflower

Produces enormous heads, measuring 15 to 20 inches in diameter. Seeds are highly valued by farmers and poultry breeders who have tried it as an excellent and cheap food for fowls. For poultry it is the best producing grain known. It can be raised cheaper than corn. Should plant some of the seed on any waste piece of ground during the early spring up to the middle of July. Eight pounds will sow an acre.

### Rape

One of the most valuable forage plants, eaten by all kinds of live stock, but is pre-eminently fitted to furnish pasture for cattle, sheep and swine. Every farmer who raised hogs should grow Rape throughout the winter and spring. The pigs will grow stronger and healthier than if fed on corn alone. The hog is by nature a beast, so give him plenty of Rape pasture this winter. This wonderful hog forage crop should occupy a big part of your farm this spring, if you have hogs. One acre of Rape can pasture 25 hogs for three months, at the same time feeding some grain. Seed cost is hardly anything as compared with the value of the crop.

### Dwarf Essex

The genuine stock that you ought to plant, and no other. Sow broadcast, at the rate of 10 pounds to the acre, early in the spring, and will furnish rich and nutritious pasture, and green feed in six to eight weeks from sowing. Can be planted as late as April 1st with the expectation of producing a splendid crop. You'll be delighted with the abundance of excellent feed that is so greatly relished by your stock. It's also good for chickens.

### Vetch

Vetch is another splendid variety of forage plant and is rapidly gaining popular favor with farmers and stock raisers throughout the country. It is very hardy, is valuable as a winter cover crop to prevent leaching and for forage and fertilizing purposes. It is an annual but re-sows itself and will come up year after year on the same ground. It grows well on nearly all soils and thrives surprisingly on poor, light land, and will endure extremes of drouth, heat and cold. It improves the soil, being a great nitrogen gatherer.

### Hairy or Winter Vetch

May be sown either in spring or fall. For fall planting should be sown in August or September; it will cover the ground before frost and make a valuable winter forage crop. When sown in April and May, it is ready to cut by July; the second growth will make excellent pasture for late summer and fall use. Sow 50 to 60 pounds of Vetch with same amount of oats, using the oats for supporting the vetch.

**SPRING OR OREGON VETCH.**—About the same as Hairy Vetch, only that it is sown only in the spring.

"Your Hairy Vetch is blooming most freely on the poorest soil. I think the most promising crop for green soiling I have ever seen as it makes a great growth that can be plowed under early enough to plant Cotton or Peanuts and other crops."

A. D. JACKSON, Denison, Texas.



Heads of Tennessee Big Golden Millet

## MILLET

Millet makes a very nutritious hay crop, and it is relished by horses and cattle. If you grow Millet for seed, you should sow about 10 pounds per acre in drills, and cultivate like Corn. If planted for hay, sow 30 to 40 pounds per acre, broadcast. Well drained upland is the best soil for Millet, although any reasonably good land will produce a satisfactory crop. Plant only GOOD seed if you expect to realize best results.

### Fancy Tennessee Big Golden Millet

One of the best varieties for hay and fodder. It grows very rank, and on good, rich soil makes a growth of four to five feet high, and is very tender. This is our best grade of Tennessee grown, re-cleaned seed.

### Fancy Western Golden Millet

Same as above, except the seed was grown in the western section of the country.

### Choice Golden Millet

Same as above, except not hardly as fancy. Good seed and very popular.

### Japanese or Barnyard Millet

A very heavy yielding plant and a great forage producer. Sow 40 to 50 pounds per acre.

### Siberian Millet

A very productive forage plant; two weeks earlier than Golden Millet, and makes fine hay, and requires less seed to plant an acre.

### Hog Millet

Grows from 3 to 6 feet tall. Large heads, and larger seed than any other Millet. The seeds contain high percentage of oil, and have a higher feeding value per pound than common corn. Makes fine feed for poultry. The seed ripens before the straw, so that it may be cut and bound as wheat or oats, threshed, and a nice, green crop of hay put up, while the seed may be housed and fed separately as grain.

### Pearl or Cattail Millet (*Pencillaria*)

This makes a most nutritious and valuable continuous cutting forage plant, and is increasing in popularity throughout the country. It will grow 10 to 12 feet, when it will stool out enormously and make a rapid growth, and it can be cut this way three or four times in a season. It is largely used by dairymen and others who have cattle, for furnishing them green food through the summer, and if a sufficient quantity is sown, it can be cut as desired, furnishing a daily supply of green feed until killed by freezing weather. It can be fed either green or cured as dry forage, making a most nutritious feed which is relished by all kinds of stock. It can also be cut three or four times during the season from one seeding. Sow five pounds of seed per acre in drills three feet apart. Pearl or Cattail Millet should not be planted before May. It is a tropical plant, and requires warm soil and warm weather to germinate well and grow off to best advantage.



## RYE

Farmers, dairymen and stock raisers are appreciating more and more the value of Rye as a winter pasture crop. Each year it increases in popularity.



A Field of Texas Rye. Plant it for Pasture or Grain.

### Texas Rosen Rye

We introduced some of the Pure strain of Rosen Rye into the State of Texas and it has made good. Even under unfavorable conditions it will make a good yield. The comparison is the test of a yield and Rosen Rye in comparison with other ryes in the same seasons has the reputation of yielding 10 bushels more and sometimes 15 bushels more to the acre.

In Texas, as elsewhere, Rosen Rye is away ahead of any of the other Ryes, and the large plump berry is easy to drill.

Our "1877 BRAND" Rosen Rye is the cleanest, prettiest grains you ever saw, and once you plant Rosen you will always plant it in your land—That's what we believe, and that's why we recommend it to you.

Texas Rosen Rye has stiffer straws; makes better flour; has greater leaf surface; has longer, larger heads; has better filled heads; has large, plumper grains; Rosen Rye outyields all other rye you can plant, and makes more pasture than any other rye.

### Common Texas Rye

This is the well-known Texas Rye that has been grown and developed in Texas for a long time. It usually yields about 15 to 20 bushels of grain to the acre under favorable conditions and it makes a big pasture crop for fall grazing. Will thrive on poorer soil and stand more freezing than any other grain. Will grow on most any kind of land. Sow from August to December, using one and one-half bushels of seed per acre.

### Abruzzi

This variety which is said to be fully a week or ten days earlier than the ordinary rye, and which is claimed to yield much more per acre than common rye, has been grown extensively in the east and southeast for several years. It is rapidly becoming popular in the south and southwest generally.

## Grasses for the South and Southwest

### Orchard Grass

One of our most reliable grasses for the Middle South, for either hay or pasture. While succeeding well on almost all reasonably fertile soils, it does best on loamy and moderately stiff uplands. Starts growth very early in the spring and continues well into the winter. A quick grower and relished by stock, especially when young, and bears closest grazing. This grass is probably more cultivated than any other grass in the world. No other grass so easily adapts itself to widely different soils and climates, and farmers in all countries hold it in high esteem for both pastures and hay crops. Most animals select Orchard Grass in preference to any other in grazing. It is very easily handled and cured for hay. It is a long-lived grass, with half a chance of lasting, under good treatment, thirty to forty years; yet it is easily exterminated if the land is wanted for other purposes. Sow about 45 pounds per acre in either spring or fall, and cut when in bloom.

### English or Perennial Rye Grass

English Rye is very similar to Italian Rye, grows off a little slower, but has the advantage of lasting for years. It makes very heavy leaf growth, so is fine for pasture or

hay. This grass does well in mixtures, and is wonderful for the lawn. Use it in Bermuda sod to keep the lawn green in the fall, winter and early spring, when the Bermuda is dormant. Being perennial, it is especially adapted for pastures and lawns and for hay by itself as well as in mixtures. Sow about 45 pounds per acre.

### Kentucky Blue Grass

An excellent lawn and pasturing grass, succeeding best on limestone land, but does well on stiff, clay and medium soils. Blue Grass in pastures doesn't show up materially the first year after seeding, but if the soil is suitable, it continues to improve until you have a beautiful stand. Hardly anyone needs to be told the merits of Blue Grass. It has been a standby for years and years.

### Italian Rye Grass

Can be planted in spring or fall, although it is better to plant in fall. When this is done it matures very early, and two to three cuttings can be made the following summer and fall. A very quick growing grass; leaves and stalks very tender. It is an annual. Although many people plant it alone, it is very valuable when planted in mixtures. Sow about 40 pounds per acre.

# Grasses for Hay and Pastures



Sudan Grass—Most abundant Forage and Hay Crop.

## SUDAN GRASS SEED

"Sudan is probably the wild original form of the cultivated Sorghums. It is a tall annual grass growing under favorable conditions to a height of 6 to 10 ft., but when broadcasted thickly, it grows only 3 to 5 ft. high. The stems are fine, the largest stalks seldom larger than a lead pencil. Where the plants are scattered, they stool abundantly, as many as 100 stalks coming from a single root. In general appearance, Sudan Grass is very much like Johnson Grass, but they are entirely distinct, for Sudan Grass lacks root stocks and, therefore, never becomes troublesome as a weed. The stems are leafy, erect, and seldom lodging. The grass cures easily, making hay of excellent quality, which is readily eaten by all kinds of live stock. It has been grown with marked success throughout the semi-arid regions, maturing seed under very drouthy conditions. It grows equally well through the humid regions, and will ordinarily yield two to three cuttings of hay in the South. It is considerably earlier than the earliest Amber Sorghum.

**GROWING THE CROP.**—It may be grown either drilled, in cultivated rows, or broadcast. If planted in cultivated rows, the rows should be as close as possible, and yet permit of easy cultivation. In thirty-inch rows, two to three pounds seed per acre is ample; and, under conditions of very low rainfall, this method is recommended. Under humid conditions, 18-inch rows are preferable, and 5 pounds of seed per acre are sufficient. For drilling or broadcast, 15 to 25 pounds of seed per acre, depending on rainfall, should be used. The seed should not be sown until the ground is warm—that is, about the time for planting corn. The young plants will withstand slight frosts without injury. Plant in spring or summer up to August as follow-up crop.

**HARVESTING THE CROP.**—The hay should be cut as soon as the grass is fully headed, and early cutting is especially advisable where two or more cuttings per season are expected. The grass can be cut with a mower, but more conveniently with a binder, especially in dry regions, as the hay cures very readily in bundles.

**SAVING THE SEED.**—The grass yields a heavy crop of seed, especially in cultivated rows. If the seed is grown for commercial purposes, it is highly important that it be grown on land not infested with Johnson Grass, as the seeds of the two are distinguishable only with difficulty. It is recommended that, in growing for seed only, it be cultivated in rows, taking great care to hoe out and eliminate any Johnson Grass or other weeds, etc., that may show in the Sudan Grass. It crosses very readily with all the cultivated varieties of Sorghum; and when it is grown near any such variety, more or less numerous hybrid plants will appear in the progeny. When a crop is to be harvested for seed, the hybrid plants should be roughed out. This should be done as soon as the hybrids appear in bloom, so as to prevent further crossing in the field, but in any event, before the Sudan Grass is harvested. The Sudan Seed weighs about 32 pounds to the bushel.

We would be glad for you to make it a point to write us as to the out-turn of the crop, and what you think of it as a grass; and to also inform us as to whether or not you will have any of the seed for sale, and—if so—as to how many.

### Colorado Grass

A native of Texas. Often used in pasture mixtures. Sow in spring at the rate of 30 to 40 pounds of seed per acre.

### Rescue Grass

Also a native of Texas, and makes one of the finest winter pastures known. It comes at a time when other green stuff is scarce. All kinds of stock are fond of it. Sow in the fall, in September, at the rate of 30 to 40 pounds per acre.

# JOHNSON GRASS

## SORGHUM HALAPENSE

The grass has, in the past, been called by some a "pest," the claim being that, after it gets a start, it is almost impossible to kill it out. As to that, perfectly competent authorities assert that it is no very difficult matter to kill it out. It can be killed out by constant cultivation, or by plowing the ground during extremely hot—or extremely cold—weather. These facts should remove senseless prejudice against it.

Such prejudice aside, it is undoubtedly one of the very best—if not the best—grasses for both hay and pasturage for the South and Southwest generally. It withstands drought remarkably well, usually yielding one or two cuttings of excellent hay in even the driest seasons in the Southwest. With a fairly good season, it is usually cut three or four times; and with well distributed rains, and a late fall, it is often cut as many as five times, with good yields at each cutting. The hay, when properly cured, is very fine forage, ranking along with the very best Alfalfa in feeding value. This hay finds a ready market generally, and ordinarily at better prices than prairie hay.

It may be sown from early Spring to late Fall. But the preference would be for sowing in early Spring, after danger of frost is past; or in the Fall, before danger of frost.

We recommend sowing around 30 lbs. of seed to the acre, as the quality of the hay yield, when thick on the ground, is superior to that when the grass is thin on the ground or scattered, as the stalks grow larger and coarser when the grass is thin on the ground or scattered. The ground should be well plowed and harrowed, and the seed then harrowed in.

After developing a good meadow of this grass, little further attention is required, and re-seeding is rarely necessary. Some successful growers make a practice of running a heavy harrow over the meadow every year or so, which is to a degree equivalent to cultivating the crop, as it loosens the soil, scatters the roots, and keeps the stand uniform.

For HAY: Most growers begin cutting when the grass begins to head out. The VALUE of THIS GRASS is coming each year to be more appreciated the country over, as attested by the demand for the seed, which is steadily increasing.

We handle these seed extensively, and are usually in position to furnish almost any quantity and of the best quality obtainable.

### Bermuda Grass

Does well on almost any kind of land. It is used largely for sowing hillsides, mill dams, etc., and for binding and holding the soil. Bermuda Grass will furnish more summer pasturage during hot, dry weather than any other grass. Makes a very desirable combination when planted with Burr Clover. Of course, Burr Clover is only adapted for fall seeding.

Sow Bermuda seed when the first green shoots of grass appear in the spring. The ground should be well prepared, with a good seed bed. Cover seed very lightly with roller or brush harrow to a depth of not more than half an inch. Broadcast six to eight pounds of seed per acre.

### Meadow Rescue or English Blue Grass

Succeeds in almost all parts of the South; furnishes green pasture through fall and winter, and is good when used in mixtures for hay crops or permanent pastures. Sow in spring or fall. Plant 20 to 30 pounds per acre.

### Brome Grass

Very popular for pasture and hay. Grows anywhere and in most any kind of season. Sow in Spring, using about 20 pounds seed per acre.

### Natal Grass

A distinct, strong-growing grass for the lower South. In the extreme South this grass is perennial and can be used for permanent pastures, but where it becomes frozen during the winter, it will have to be seeded each year. As an annual, it cannot become a pest, like Johnson Grass, but it gives a very heavy growth for a hay crop. Four tons to the acre can easily be made, and it is a sure cropper. It resembles the great Sudan Grass in appearance. Plant about 10 pounds to the acre.

### Red Top or Herds Grass

Hay and pasture grass. Succeeds on most kinds of soils, but does best on heavy or low, moist, stiff soils. By repeated mowing, this grass holds well during the summer, but its chief value is for winter pastures. It is perennial, not doing so well the first year, but gets better the longer it grows; will stand wet weather admirably, growing well after being covered with overflow water for two or three weeks at a time. It will not become a pest, but can be destroyed any time, if desired. Plant about 15 pounds to the acre.

The seed is the smallest expense of the crop and it is false economy to endeavor to save a few cents per pound on seed, and take a chance of losing your time and profit on a crop, by taking ordinary seed. Sometimes you might find certain varieties of Pittman & Harrison Company Seeds slightly higher than some less reputable Seed Company, but you can always rest assured that the quality is there and that all Seeds we offer have been thoroughly tested. We never talk price; quality is our motto.

If our Seed business was confined to Texas alone and we were forced to buy in small quantities, we could not furnish the high quality Seeds we do at the prices we ask, but there is hardly a State in the Union or a Country on the Globe that we do not do business in. This enables us to buy in large quantities and get the "Cream of the Crop" at a price we can resell with a good profit as low or lower than you are required to pay for the so-called "surplus crop."



Field off Rhodes Grass

## RHODES GRASS

Perennial Hay and Pasture Crop. Especially Good for Lower South.

Ten years ago the first Rhodes Grass was brought to America and planted in Florida and became known as the East Coast Grass. It has made there, under conditions of heavy rainfall, records of prodigious yields running as high as ten tons of hay per acre.

Rhodes Grass is a perennial hay and pasture crop. It is especially well adapted to all sections of the South where the winter temperature does not go below 18 degrees. Colder than this it will probably winter-kill.

On account of its heavy growth it covers the ground thoroughly and holds rainfall. Its roots penetrate to great depth through porous clay, but not through gumbo, hardpan and rock. On shallow soils it will not withstand so much drouth, but on deep soils underlaid with clay it will stand more dry weather than any grass known. This has been demonstrated the past spring and summer in Southwest Texas. It has shown itself adapted to heavy rainfall as well as almost none.

The seeds of Rhodes Grass are very fine, and enclosed in a chaff hull or shell, and so are very light, only about seven pounds per bushel. They do not mature evenly and so it is difficult to harvest the seed. Practically all the seed comes from Australia. The seeds germinate slowly, and the grass is slow in starting off, making its first growth downward, forming a good root system. This once formed, the growth of the plant is astonishing, and it triumphs over weeds and grasses of all other kinds. In fact, it will choke out and kill both Bermuda and Johnson Grass.

On good ground Rhodes Grass will grow over four feet high, with a fine and leafy stem, and it makes hay easy to cure and of the best quality. It contains more protein than any grass known, and its feeding and pasture value is equal to that of a mixture of one-fourth red clover and three-fourths timothy. It can be cut from three to five times a season, in fact, about fifty days apart, and runs from three to eight tons per acre wherever it has been grown in Texas.

The grass spreads by runners on top of the ground. These runners may be six feet long, with joints every six inches or so, taking root and throwing up new plants. In this way it covers the ground rapidly. As shown by the illustration, the plant is an upright grower, and so is easy to cut and handle as a hay crop. The frequent joints and the many crowns make it an ideal pasture crop.

Though it is a perennial within its limits and spreads over the ground by runners, it can be killed out easily when the field is wanted for other crops. One plowing kills it. For, unlike Bermuda and Johnson Grass, does not spread by means of root stocks under the ground. It is free from all plant diseases and insect pests, so far as is known; and no cases are on record of rust affecting its value as a hay crop.

Frost browns Rhodes Grass but does not kill it or badly injure it for pasture. It keeps on growing throughout the winter as well as the summer. It mixes with no other grass, as does the Sudan with Johnson and the Sorghums.

In Neuces County, Texas, it has produced four cuttings, a total of eight tons of hay per acre, from seed sown in the spring. In the Rio Grande Valley it has yielded as high as seven cuttings, a total of eight tons per acre. In Bee County it has been pastured through drouth until July and from that time on made three cuttings of hay. Its habits of growth are such, that it should be given a fair trial as an annual, even if it does winter-kill. It will probably furnish more pasture and better hay as an annual than any other grass grown.

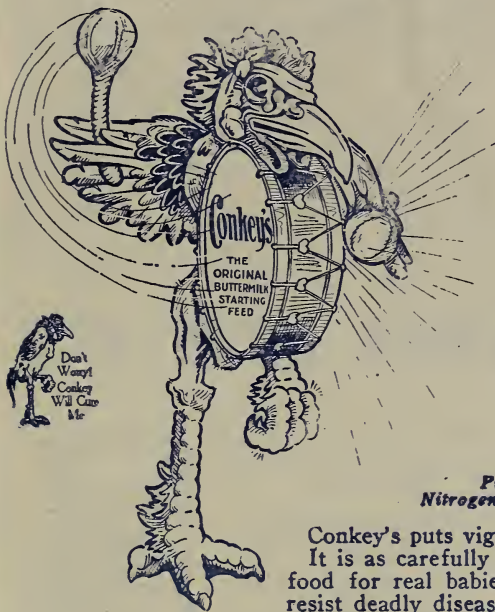
This grass is giving splendid results in the Coast Country, and there is an enormous demand from that section for seed. It makes fine hay and pasture, and promises to be one of the best grasses that has ever been introduced for the Coast Country of Texas and other Southern States.

The ground for Rhodes Grass must be well prepared. The seed are very small and a good seed bed essential. The soil must be moist when the seed are sown in order to bring them up quickly and insure a good stand. Sow in the spring early, about corn-planting time. In the fall, when there is no danger of winter-killing, sow in October or November. The seed may be sown in drills two feet apart. The grass will spread over the intervening space quickly. Or they may be broadcasted. In either case, covering should be shallow. Drill two or three pounds of seed per acre. Broadcast from five to eight pounds per acre.

### IT PAYS TO PLANT GOOD SEEDS

Every farmer who has planted Good Seeds of special varieties has found that it pays him to plant the good seeds, rather than just common scrub seeds. While we do not claim to sell the only pure seed of certain varieties and we do not ask unusually high prices, we do claim to have the good seeds, as true to type as can be expected and at prices that make our seed satisfactory to the planter.

# DON'T BREAK THE CHAIN OF *Conkey's* BUTTERMILK FEEDS



**Guaranteed Analysis**  
 Protein 12%—Fibre 4%—Fat 3%  
 Nitrogen Free Extract 56%—Carbohydrates 60%

Conkey's puts vigor into your chicks when they need it most. It is as carefully prepared for baby chicks as a high class infant food for real babies. It makes chicks strong and husky, able to resist deadly diseases.

Conkey's gives your chicks buttermilk in concentrated form in exactly the amount needed as an aid in prevention of bowel troubles. Government experiment stations and big, successful poultry raisers have known for years the valuable properties of buttermilk as a part of the chick's diet.

Conkey's is the original Buttermilk Starting Feed. Don't be misled by cheap imitations. The word "buttermilk" can be used to cover up a multitude of "sinful" grains, mill sweepings and insanitary ingredients. Insist upon getting Conkey's.

## TASTES GOOD—EASY TO DIGEST

In addition to utilizing the manifold advantages of buttermilk, Conkey insists upon keeping two other great principles in mind—palatability and digestibility. To insure palatability nothing but materials of highest grade—clean, fresh, and wholesome—are allowed in the mixtures. Conkey's Starting Feed is so relishing that one poultryman says it ought to be used as "breakfast food" for human beings.

*One woman wrote last year, "The little chicks just love Conkey's feed. It is so tasty. And, my, how they do grow! Better still, we didn't have a single loss in the present hatch—no white diarrhoea or other bowel trouble like we used to before we began using Conkey's."*

Digestibility is assured by holding down the fibre content to 4 per cent and the protein element to 12 per cent. Thus the delicate organs are not broken down trying to digest and assimilate coarse, indigestible matter and too rich a diet. You wouldn't think of feeding a young infant beefsteak and coarse foods. And you can't feed baby chicks feeds high in fibre and protein and expect them to thrive, or even live.

Conkey's is all the chicks need the first eight weeks, except a little greens, charcoal, grit, clean water and some fine scratch grains in the litter to induce exercise. Give grit and water from the start. During the second week add greens and in the fourth week Conkey's Chick Grains.

**FEED THIS FOR EIGHT WEEKS →**



**FOLLOW WITH CONKEY'S BUTTERMILK GROWING MASH**

# Conkey's BUTTERMILK GROWING MASH



Protein 18%—Fibre 5%—Fat 4%.  
Nitro Free Extract 50%—Carbohydrates 55%.

It is not enough simply to start a chick right—it is equally essential to help it to maturity if you want to make money.

After the eighth week the necessity for a bone-and-muscle building diet becomes paramount. Conkey's Buttermilk Growing Mash was prepared with this in mind—to avoid losses from underfeeding or overfeeding improperly-balanced rations.

And right here, remember, money-making pullets and fancy broilers cannot be produced with low grade, wrongly-proportioned feeds. Conkey's Buttermilk Growing Mash contains no charcoal, grit nor shell. You get what you pay for, a high-grade, all-food ration.

In growing layers or preparing your springers for market you'll find the growing mash just the thing in combination with green food, Conkey's Growing Grains, and Conkey's Scratch Grains. When your pullets are approaching the laying season insure your egg profits by changing to

# Conkey's BUTTERMILK LAYING MASH

Protein 18%—Fibre 6%—Fat 4%.  
Nitrogen Free Extract 44%—Carbohydrates 50%.

This mash fills a long felt want. It is a real egg-producing food that will not only furnish the flock the necessary material for egg production but also keep the fowls in good flesh and pink condition.


Conkey's Buttermilk Laying Mash, with its buttermilk content, provides a perfectly-proportioned combination when fed in connection with greens and any good scratch feed, such as Conkey's Scratch Grains.

Never forget this: That to produce eggs in abundance—large, full eggs of good hatching quality—the flock must have exactly the right rations. A feed deficient in any single essential means fewer eggs. You can't beat this law of nature. The hen can't make eggs without the proper material in precisely the proportions Mother Nature requires.

Conkey's Buttermilk Laying Mash formula is the result of many years' tests and study as to just what is needed. But always insist upon the original Conkey's. Beware of cheap injurious, so-called "Buttermilk" feeds.



Write or Ask for Prices on Feeds.



## TEST IT THIS WAY YOURSELF. IT'S PURE.

You'll find Conkey's Poultry Tonic all pure medicine—no filler, no worthless and injurious adulterants, no cayenne pepper, nor "hot stuff" to break down your flock and turn your poultry yard into a grave yard. Conkey never made a "miracle-worker" or "cure-all."

Conkey's is an earnest attempt to produce the world's best laying tonic, moulting powder, fowl regulator and chick conditioner. It helps hens to produce eggs in abundance by aiding digestion and assimilation.

Conkey's Poultry Tonic puts an edge on appetites and keeps the fowls foraging. It helps growing stock get more out of their feed and keeps them hardy. It builds up run-down, molting birds, puts them through the molt quickly, and starts them laying again promptly.

For laying put a little Conkey's Poultry Tonic into the dry mash or the wet feed every day. A little in the feed of breeding birds in early spring means vitality and strength in the hatching eggs. Give Conkey's to every bird every day in the year.



Buy it by the pail—it's cheaper that way. Prices—Packages, 30c and 60c; Pails, 12 lbs., \$1.60; 25 lbs., \$3.00; Bags, 50 lbs., \$5.00, 100 lbs., \$9.50. Parcel post, express or freight charges extra.




# Have a Conkey Corner in Your Poultry House

## There's No Money In Sick Chickens

You get profit from your poultry only when your birds are in good, productive health—when you keep disease out of your flock.

We sell Conkey's Poultry and Stock Remedies because we know they are absolutely reliable and we back every Conkey package with our guarantee, *Your money back if you are not satisfied.* Send 5 cents in stamps for valuable poultry book on breeding, feeding, housing, care of poultry, poultry diseases and their prevention and treatment.



**Conkey's**  
**Roup Remedy**  
 30c—60c—\$1.20

**Roup Pills**  
 30c—60c—\$1.20

Roup is perhaps the most contagious poultry disease. Once started, it usually affects the whole flock. Cold, rainy weather brings colds, then roup. Put Conkey's Remedy in the drinking water. Sick birds will doctor themselves; besides, it keeps others from catching the disease. The pills are for individual treatment in severe cases. They are also just the thing for show use. They've saved many a valuable bird.

**Conkey's**  
**White Diarrhea Remedy**  
 30c—60c

This old reliable remedy has the endorsement of thousands. Keep a package on hand to help ward off White diarrhea, a fatal, contagious disease, which once started often sweeps away the whole hatch. Conkey's stops its spread and saves affected chicks.

**Conkey's**  
**Cholera Remedy**  
 30c—60c

Placed in the drinking water, this remedy quickly reaches the trouble. It cools inflamed membranes and has an astringent effect on diarrhetic conditions. Invaluable in cholera, indigestion, bowel trouble, diarrhea and kindred ailments.

**Conkey's**  
**Lice Powder**  
 30c—60c—12 lb. \$1.60

**Lice Liquid**  
 Qt. 60c Gal. \$1.50

**Head Lice Ointment**  
 15c—30c

**Lice Fix**  
 30c—60c

With these four insecticides you'll be prepared to deal in the most effective manner with all parasites that torment and kill poultry. Dust your hens every 10 days with Conkey's Lice Powder and they'll repay you with more eggs. Conkey's Lice Liquid is a specially prepared spray for blood-sucking mites. The Lice Fix is in ointment form, a convenient way of fighting body lice. No dust, no bother. One application lasts a month. The Head Lice Ointment is very effective against the murderous parasites that bore right through a chick's skull.

**Conkey's**  
**Nox-i-cide Dip and Disinfectant**  
 Pt. 50c Qt. 75c Gal. \$2.00

The germicide, dip and disinfectant with a hundred uses in the household, poultry yard, barns, out-houses and sickroom. Germs cause and spread most poultry diseases. Noxicide mixes with water, making a cheap, effective germ destroyer, for purifying coops, houses, runs, brooders, incubators, founts and utensils.

**Ask for Prices on Sprayers**



### Conkey's

#### Poultry Conditioner

30c-60c

A highly concentrated regulator for birds recovering from disease, or when in a run-down condition. It is good for poor blood and splendid for keeping show birds in prime condition.



### Conkey's

#### Blackhead Remedy

60c

Breeders of turkeys should always have a package ready for instant use, for dread Blackhead is very hard to cure in an advanced stage. When treated early, the disease is relieved by this remedy. Buy a package at once.



### Conkey's

#### Canker Special

60c

Canker gives lots of trouble once it starts. Conkey's Canker Special checks the cankerous growth and brings the bird back to normal. This formula is now our specific remedy for bronchitis. Fine for colds, too.



### Conkey's

#### Gape Remedy

30c-60c

Conkey's Gape Remedy rids the little chicks of gape worms without hurting the chick. Don't kill the chick with a wire, feather or horse-hair worm extractor. Use Conkey's Remedy. Chicks are valuable.



### Conkey's

#### Limberneck Remedy

60c

Limberneck (Ptomaine Poisoning) must be caught in the early stage or it will quickly prove fatal. Have Conkey's Limberneck Remedy always ready. It seldom fails to cure, provided it is given in time. Be prepared. Get a package.

## THREE FAMOUS CONKEY STOCK SPECIALS

### Conkey's

#### Fly Knocker

Qt. 75c Gal. \$2.00



Necessary to every dairyman. It keeps off flies and lets cows turn all their energy into milk and butter-fat. Cows can't fight flies and make money for you. Fly Knocker also saves the milker's time. Odor will not taint milk. Prevents lice. Use with sprayer.



### Conkey's

#### Poultry Worm

30c-60c

This remedy should always be in your Conkey Corner. It rids the birds of many troublesome worms, thus promoting the return to a healthy condition. Give it to the fowls in their feed.

### Conkey's

#### Cow Special

60c-\$1.20



This remedy is intended for cows only and is to be used as an aid to the owner in treating for threatened abortion, retained afterbirth, barrenness, milk fever and also for keeping the animals in good productive condition. It is a medicine and a tonic.



### Conkey's

#### Sorehead Remedy

30c-60c

For treating Pigeon Pox, Warts, Pian and the dangerous, contagious Sorehead or Chickenpox, this remedy can't be beaten. Better lay in a box. It is well to be ready for emergencies.

### Conkey's

#### Stock Tonic

30c-60c

12 Lb. Pails, \$2.25



Absolutely the one best general conditioner for live-stock. We say this after many years' experience. Not a food but a medicine—all pure medicine, without any filler. Mix it with regular feed. This makes your own stock food, at home prices.



### Conkey's

#### Scaly Leg Remedy

30c


A few applications will penetrate to the parasites that work under the scales of the legs and heal up this unsightly trouble. Good also for use on show birds. Gives the legs and toes a healthy lustre.



Increase the Fertility of Your Soil by Growing Inoculated Legume Crops.  
Stimulate Their Growth and Increase Your Yields by Using

# Mulford Cultures

FOR LEGUMES



Alfalfa plant on left not inoculated. Plant on right inoculated with Mulford Culture for Alfalfa. All other conditions identical. This contrast speaks for itself.

**MULFORD CULTURES** contain living, tested, nitrogen-fixing bacteria of the proper strain, which, under favorable soil conditions, form nodules on the roots of leguminous plants. These nodules convert nitrogen from the air into nitrates, suitable and available as food for the plants. Available nitrates help the growth and development of legumes and other plants, and increase your yield. Inoculated legumes enrich and renovate your soil and are rich in food value (protein) for man and beast. Note the accompanying illustration, showing result of using **MULFORD CULTURE**. **THE COST OF SEED OR SOIL INOCULATION WITH MULFORD CULTURE IS SMALL—THE RETURNS ARE LARGE.**

**MULFORD CULTURES** are Supplied for Inoculating these Crops:

|                |                |              |
|----------------|----------------|--------------|
| ALFALFA        | Berseem Clover | SWEET PEAS   |
| CRIMSON CLOVER | COWPEAS        | GARDEN PEAS  |
| SWEET CLOVER   | SOY BEANS      | GARDEN BEANS |
| WHITE CLOVER   | CANADA PEAS    | LIMA BEANS   |
| RED CLOVER     | PEANUTS        | Lupins       |
| ALSIKE CLOVER  | VETCH          | Sainfoin     |
| Mammoth Clover | Horse Beans    | Beggar       |
| BURR CLOVER    | VELVET BEANS   | Lespedeza    |
| Yellow Clover  | Perennial Peas | and others.  |

**MULFORD CULTURES** for the different legumes listed above in **HEAVY FACE** type are carried in stock, and can be furnished immediately. The others will be prepared to order, and can be supplied in a few days.

**MULFORD CULTURES** are put up in convenient sizes— $\frac{1}{4}$  acre, 1 acre, 5 acre; a smaller size is prepared for Garden Peas, Garden Beans, Lima Beans and Sweet Peas, but we do not carry this size in stock. We will be glad, however, to order the small size from the makers if you desire.

AS THERE IS A DIFFERENT STRAIN OF BACTERIA REQUIRED FOR EACH LEGUME, BE SURE TO SPECIFY IN ORDERING, KIND OF CROP YOU WANT TO INOCULATE. **MULFORD CULTURES** ARE EASY TO USE—requires no special knowledge—no previous experience—no special implements.

Write for Free Literature Describing **MULFORD CULTURES**. For Prices See Price List

# Use This Catalog as Your Guide

## TABLES SHOWING THE QUANTITY OF SEED USUALLY SOWN UPON AN ACRE

### FIELD SEEDS

- Plant  $\frac{1}{3}$  to  $\frac{1}{2}$  Bushel to the Acre of P. & H. Culled Cotton Seed
- Plant 2 to  $2\frac{1}{2}$  Bushels to the Acre of P. & H. Recleaned Seed Oats.
- Plant 15 to 18 lbs to the Acre of P. & H. Recleaned Alfalfa Seed
- Plant 12 to 18 lbs. to the Acre of P. & H. Recleaned Seed Barley
- Plan 20 lbs. hulled—40 lbs. Burr unhulled P. & H. Clover Seed.
- Plant 1 to  $1\frac{1}{4}$  bushels to the Acre of P. & H. Recleaned Seed Wheat
- For Other Field Crops See Descriptions in This Catalog

### VEGETABLE SEEDS

|   | Quantity per acre   |   | Quantity per acre |
|---|---------------------|---|-------------------|
| Artichoke, 1 oz. to 500 plants.....             | $\frac{1}{2}$ lb.   | Leek, 1 oz. to 200 feet of drill.....             | 4 lbs.            |
| Asparagus, 1 oz. to 200 plants.....             | 5 lbs.              | Lettuce, 1 oz. to 200 feet of drill.....          | 4 lbs.            |
| Beans, Dwarf or Bush, in drills.....            | 2 bu.               | Melons, Musk, 1 oz. to 100 hills.....             | 3 lbs.            |
| Beans, Pole or Running, 1 qt. to 200 hills..... | $\frac{1}{2}$ bu.   | Melons, Water, 1 oz. to 25 hills.....             | 5 lbs.            |
| Beets, Garden, 1 oz. to 100 feet of drill.....  | 10 lbs.             | Okra, 1 oz. to 50 feet of drill.....              | 10 lbs.           |
| Beets, Mangel, 1 oz. to 150 feet of drill.....  | 6 lbs.              | Onion Seed, for Sets.....                         | 30 lbs.           |
| Broccoli, 1 oz. to 3,000 plants.....            | 5 oz.               | Onion Seed, 1 oz. to 100 feet of drill.....       | 4 lbs.            |
| Brussels Sprouts, 1 oz. to 3,000 plants.....    | 5 oz.               | Onion Sets, 1 qt. to 20 feet of drill.....        | 8 bu.             |
| Cabbage, 1 oz. to 2,000 plants.....             | $\frac{1}{2}$ lb.   | Peas, Garden, 1 qt. to 100 feet of drill.....     | 2 bu.             |
| Carrot, 1 oz. to 100 feet of drill.....         | 4 lbs.              | Pepper, 1 oz. to 1,500 plants.....                | 4 oz.             |
| Cauliflower, 1 oz. to 2,000 plants.....         | 5 oz.               | Parsley, 1 oz. to 200 feet of drill.....          | 10 lbs.           |
| Celery, 1 oz. to 10,000 plants.....             | 4 oz.               | Parsnips, 1 oz. to 250 feet of drill.....         | 5 lbs.            |
| Collards, 1 oz. to 2,000 plants.....            | $\frac{1}{2}$ lb.   | Potatoes.....                                     | 10 bu.            |
| Corn, Sweet, 1 qt. to 50 hills.....             | 10 qts.             | Pumpkins, 1 oz. to 25 hills.....                  | 4 lbs.            |
| Cress, 1 oz. to 150 feet of drill.....          | 8 lbs.              | Radish, 1 oz. to 100 feet of drill.....           | 10 lbs.           |
| Cucumber, 1 oz. to 50 hills.....                | 2 lbs.              | Rhubarb, 1 oz. to 500 plants.....                 | 4 lbs.            |
| Eggplant, 1 oz. to 2,000 plants.....            | 4 oz.               | Salsify, 1-oz. to 60 feet of drill.....           | 8 lbs.            |
| Endive, 1 oz. to 300 feet of drill.....         | 3 lbs.              | Spinach, 1 oz. to 150 feet of drill.....          | 10 lbs.           |
| Garlic, bulbs, 1 lb. to 10 feet of drill.....   | 2 bu.               | Squash, Dwarf, 1 oz. to 40 hills.....             | 4 lbs.            |
| Gourds, 1 oz. to 25 hills.....                  | $2\frac{1}{2}$ lbs. | Squash, Running varieties, 1 oz. to 10 hills..... | 3 lbs.            |
| Kale, 1 oz. to 3,000 plants.....                | 4 oz.               | Tomatoes, 1 oz. to 3,000 plants.....              | 4 oz.             |
| Kohl-Rabi, 1 oz. to 200 feet of drill.....      | $1\frac{1}{2}$ lbs. | Turnips, 1 oz. to 200 feet of drills.....         | 2 lbs.            |

## Here's What and When You Can Plant for FALL in the SOUTH and SOUTHWEST

### FIELD SEEDS

**ALFALFA.**—Most profitable Southwestern fall crop when planted in properly prepared, well drained land—and it's the greatest soil enricher. Plant up to Early October in upper South, to November in lower South.

**CLOVERS, HAIRY VETCH AND COW PEAS** are other legumes we recommend that will put nitrate into your soil and make fine winter feeding for your stock when feed prices are highest.

Plant Cow Peas up to Early August. Clover and Vetch up to November.

**RAPE.**—Popular green winter feed for stock and poultry. Hardy. Plant up to November.

**RYE AND BARLEY** are great cover crops and will afford fine winter pasture for all kinds of stock. Sow from August to December.

**ROSEN RYE AND COMMON TEXAS RYE** are the most profitable Southern varieties.

**MILLET** for forage has proven very successful.

**GRASSES.**—We list a good variety of grasses and we specially recommend Sudan, Kentucky Blue Grass, Rescue Grass, Italian Rye Grass, Perennial Rye Grass.

Plant Sudan up to Early September. The other grasses up to Early October.

There are many other vegetables you can plant in your Fall Garden with a reasonable assurance of success, but we have carefully selected the safest kinds and enough of them to give you a pretty fair variety of food for your Fall and Winter table.

MOST of the crops will enrich your soil. All of them will produce good winter feed when feed prices are highest—and all of them will protect your land from weeds and leaching.

### GARDEN SEEDS

**BEANS.**—Quick maturing Bush varieties. Plant up through September.

**CABBAGE AND CARROTS.**—Plant in August and in the lower South in September.

**WINTER LETTUCE AND KOHL-RABI.**—Plant Lettuce in the lower South in September and October.

**MUSTARD.**—Plant it in September or October.

**PARSLEY.**—Can be planted as late as September and October over the South generally.

**PEPPERS.**—Plant in the lower South in Early August.

**ONIONS.**—Plant in September or October.

**RADISHES.**—Plant in September and early October.

**SPINACH.**—Plant any time up to November.

**BUSH VARIETIES OF SQUASH.**—Usually do well in the middle and lower South when planted in August.

**TOMATOES.**—Often make good in middle and lower South when planted in early August.

**TURNIPS.**—For the family and RUTABAGAS for the stock.

YOU WILL WANT TO REFER TO THIS PAGE AGAIN.

# GARDEN SEEDS

A good garden is half the living—probably more than half; it all depends upon how well the family likes vegetables. Vegetarians are increasing every year, as the people find that vegetables are the best and healthiest food. At any rate, a good garden is one of the essential things and makes a big difference in the expense account. People should pay more attention to their garden, with good, fresh, palatable vegetables of all sorts, that you can grow.

A great deal depends upon the seed you put in the ground. Without good seed you cannot expect good returns. Of course, you must have the ground in good condition to get best results, but the seed must be right and of the best variety.

We can furnish you with the very best Seed that is grown and you can have a splendid garden if you plant our Seeds and do your part. We have nothing but the best varieties; although our list is not as large as some, it contains only the best, true and tried varieties for the Southern garden. Make up your order for vegetable seed from our list.



## Wright Clark of Grayson County, Texas

IN HIS EARLY ADAMS CORN GROWN FROM P. & H. TESTED SEEDS—A GARDENER OF 35 YEARS' EXPERIENCE—HE KNOWS GOOD SEEDS—READ WHAT HE SAYS

"I've been a gardener here in Grayson County, Texas for 36 years, and I guess I raise as much garden stuff as most anybody around here.

You see I make my living from the seeds I plant and I've got to get good seeds.

I've bought about all my garden seeds from Pittman & Harrison Company for several years now—beans, beets, cabbage, corn, lettuce, mustard, peas, radishes, turnips—all kinds of them, and I get fine results.

Take my corn this year—it's the finest crop I ever grew. I planted your Early Adams Corn three times on the same land and I've already gathered the second crop here the 16th of July and the third is coming along the finest kind. Why, the second crop has already paid for the labor on the three crops, and it's all hired labor, too.

Once or twice I sent off up North for garden seed, but they didn't all turn out well and I've decided I can't do any better than to get my seeds right here in Texas from Pittman & Harrison Co."


WRIGHT CLARK, Sherman, Texas

### WHY DO EXPERIENCED GARDENERS SEND TO US FOR THEIR SEEDS?

Photograph of P. and H. Seed Test

#### All Our Garden Seeds

Are selected varieties for Southern fields. Only those varieties that have proven they will ordinarily thrive and bear good fruitage in our Southwestern climate are listed in this catalog.



Turnip Seeds  
96% Germination

Stock Beet Seeds  
94% Germination

#### We Test All Our Seeds

For germination so we can tell whether they will sprout. Experienced gardeners tell us it pays to send to us for their seeds. They can't take chances—they MUST plant productive seeds. If it pays them, it will pay YOU.

## ASPARAGUS ROOTS

Early Spring is the best time to plant the roots. Rows should be marked off about four feet apart and opened up with a large plow going a sufficient number of times to mark a furrow 8 to 12 inches deep. Loose soil that the plow does not throw up should be taken up with a shovel or wide-bladed hoe. The distance between the plants in the row should be about 18 to 24 inches.

**CONOVER'S COLOSSAL.**—This is an old standard variety, and by many preferred to the new introductions. The quality is very good. Strong 2 year plants.

**COLUMBIAN MAMMOTH WHITE.**—This variety is especially fine for canning as the stalks are finely blanched and very large and tender. The butt of the young stalks is considerably smaller than the part just below. Strong 2 year plants.

## BEANS

**CULTURE.**—Beans like a well-drained and rather light soil, although they will do well in any garden soil if not planted too early in the spring. In garden culture beans should be planted about two inches deep. In rows 18 inches apart, and two or three inches apart in the row. In field culture in drills  $2\frac{1}{2}$  to 3 feet apart, so as to cultivate one way with a horse. A crop cannot be expected from a poorly prepared field, or from one that needs deep stirring, as cutting off the roots is very apt to kill the vines and ruin the crop. Beans are rather tender and should not go into the ground until danger of frost is over. One pound of seed will plant about 90 feet of drill; 90 pounds to the acre when grown for market purposes. Care should be used in picking the Beans at the exact time they are ready to leave the vines. If pulled too early they wilt, and if too late they are so tough that the consumer will not continue buying. Careful attention to the quality of the green beans will insure more profit to the grower. One pound will plant about 90 feet of drill.

**GIANT STRINGLESS GREEN POD.**—Its round, podded, meaty bean resembles Early Red Valentine, only they come in about a week or ten days later. Pods are of excellent quality, quite stringless and brittle at all stages. Highly recommended.

**BLACK VALENTINE.**—This excellent variety is an improvement over the popular sort Early Red Valentine, pods being about one-third longer than that variety and perfectly round and straight. It has the advantage of being suitable for both early and late planting; extremely hardy. It will withstand late frost better than other varieties. A desirable sort, owing to its heavy yielding quality, large and handsome appearance. You can plant Black Valentine with our recommendation. It's a satisfactory Southern Bean.

**EARLY YELLOW SIX WEEKS.**—Yellow seed but green pod. A fleshy, fine quality bean. Is early and makes nice, long, flat pods. Excellent flavor.

**LONGFELLOW.**—(Round Pod).—Very handsome, nearly stringless, beautiful, soft, green pods, 7 to 8 inches long, straight and round, borne on very prolific vines. These elegant appearing pods are delicious when cooked, are unexcelled for the home garden. They ripen uniformly (an early 6-weeks); plants are 14 to 16 inches high. A most profitable variety for your garden.

**IMPROVED RED VALENTINE.**—Early and prolific. Pods remarkably fleshy and tender, and remain a long time without becoming hard. A well-known popular variety that thrives in all parts of the South and Southwest. Will furnish fresh food for your table over a long growing season.


**TENNESSEE GREEN POD.**—The earliest bean of all. This early variety of snap beans is very popular in South. It is absolutely the earliest bean on the market—from 10 days to 2 weeks earlier than any other variety. It will stand more cold weather than some varieties. A great favorite with the market gardeners as it will stand long shipments and hold up very well indeed. The plants are large, somewhat spreading and prolific. The foliage is dark green with large crumpled leaves. The pods are very long—often 6 to 7 inches; plant irregular in shape. Fruit is dark green and exceptionally fine flavored. Our strain of this variety is unexcelled.

**EARLY MOWHAWK.**—A six-weeks or early sort. Plant a packet of Early Mowhawk along with several other varieties, early and later maturing kinds and have fresh snap beans on your table throughout the growing season.

### Field and Garden Beans

**TEPARY.**—A white shell bean, more prolific than the Navy. Matures quickly, sixty-five days from seeding to harvest. Combines superior flavor with productiveness. Is not subject to common bean disease, and can be used when other beans fail.

**PINTO BEANS.**—This is popular bean with the Mexicans, and now is grown extensively throughout Colorado, New Mexico and Arizona. The yield is tremendous. We advise a liberal planting.

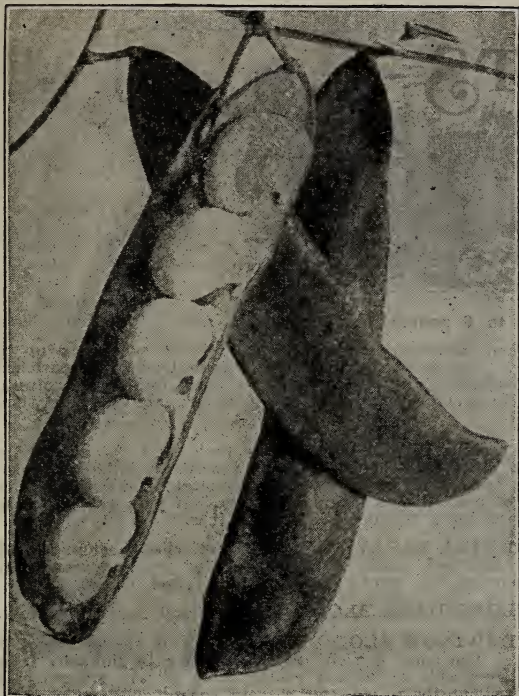


Burpee's Stringless Green Pod

**BURPEE'S STRINGLESS GREEN POD.**—Pods are stringless and a beautiful fleshy appearance. Ready to market earlier than Red Valentine. This Bean is of great value, not only to the market gardener and canner who plants for profit, but also for the amateur who seeks the finest quality for home table. Very hardy and extra early. Plant early or late.

"I have been buying seed from you for five years. I can buy some nice seed near home cheaper, nevertheless, I am afraid of any except Your seed."

Dr. J. P. CHENAULT,  
 R. No. 2, Nash, Texas.



Bush Lima Beans

## Bush Lima Beans

**P. & H. SPECKLED BUSH LIMA OR GRANDMA'S BUTTER BEAN.**—You remember them, don't you? The beans that made in the hot dry summer and often furnished the late summer food for the table along with the turnips and sweet potatoes.

Big, broad, flat beans, all speckled with pink, brown and white, and the finest kind of food! Did you ever plant them along the garden fence.. They will grow right on through the summer and up until frost. Our seeds are fresh new stock and tested for germination. Whatever you plant in your garden this year be sure to plant Grandma's Speckled Butter Beans. See price list.

**HENDERSON'S BUSH LIMA.**—This variety has enjoyed great popularity. Are two weeks earlier than the Pole Limas and wonderfully productive, averaging about sixty pods to the bush, bearing three to four small Beans. Of hardy growth, very prolific and continues in bearing till frost. Include this in your Bean Succession Garden.

## Bush Beans—Wax Pod

**DAVIS' WHITE WAX.**—Most hardy and productive of the wax podded varieties. The pods are long, straight and handsome. When very young the pods are crisp and tender. Seed, kidney shaped, white and excellent for baking. A good market variety and in demand for canning purposes as it is uniform in size, wax colored and does not discolor.

**GOLDEN WAX.**—Counted by many to be superior to all others. Pods are long, nearly straight, broad, flat golden yellow, very fleshy and wax-like, with short, fleshy, green point. They cook quickly as snap beans, shell well when green, and are the highest quality in both conditions. Beans medium sized, oval white, more or less covered with two shades of purplish red. In size, color and quality the pods of our stock are unequalled.

**WEBER WAX.**—One of earliest Wax Pod Beans for the South. Will stand up well and thrive through hot dry weather. Pods are bright yellow. Weber Wax is very popular with market gardeners because it is such a pretty bean and it will bear lots of fine big pods in wet or dry seasons. Vines are strong and sturdy, usually about 9 or 10 inches high.

Weber Wax is a bean of finest quality and is unusually free from blight or rust. Plant it in your garden this season.

### EXTRA EARLY VARIETY

**WARDWELL'S IMPROVED KIDNEY WAX.**—This is a bean that goes through our hot summer season and bears lots of tender pods of fine flavored beans.

**PENCIL POD BLACK WAX.**—A very productive variety of Bush Bean that grows about 15 inches high. Beautiful, straight pods that grow six inches long. Light golden color, well rounded and meaty. Entirely stringless.

**CURRIER'S RUST PROOF BLACK WAX.**—Heavy yielder of long, flat pods. Crisp and tender when young. Free from rust and thrives well throughout the South. Stringless pods. Be sure to plant some of them in your garden.

**STRINGLESS PODS.**—Largely grown in the South by market gardeners because it bears well and keeps well in our summer climate. It is a very good variety for canning, too. Matures about 60 days after planting. Plant Wardwell's Improved Kidney Wax and an extra early variety at the same time and have fresh beans on your table through a long season.

**BLACK WAX.**—In growth and general appearance the plants are the same as the old Black Wax, but are earlier and more productive. The pods are clear waxy-white, quite round, very fleshy, crisp, tender and stringless, seed jet black. One of the best extra early Wax Beans for the home or market garden.

## Pole Beans for the South

**KENTUCKY WONDER.**—Most popular of all Pole Beans. Vines are vigorous in growth, the pods are immense, often attaining a length of 9 to 10 inches and borne in large clusters. Bright green, very meaty, tender and stringless when young, assuming a saddleback shape with age, being broader in width than depth, and becoming somewhat irregular and spongy as the Beans ripen. Very early.

**GEORGIA STRIPED CORNFIELD.**—An old standard variety; the best for planting with corn. Needs no introduction in the South.

**WHITE CREASEBACK.**—Extremely early, matures all pods at the same time. Vines of medium size but wonderfully productive in good soil. Pods quite round, quite fleshy, medium size, silvery green, and are generally borne in clusters of four to twelve. Excellent snap beans, and especially fine for baking. A well-known popular variety in the South.

**SMALL WHITE LIMA, CAROLINA OR SIEVA.**—Vines vigorous with short branches so that they are sometimes grown without poles; very early and productive; bearing short pods, which are thin and curved. See price list.



Kentucky Wonder Beans



One ounce will sow 50 feet of drill; 5 to 6 pounds to an acre.

**CULTURE.**—Sow as early in spring as ground can be worked, and every two weeks after for a succession up to the first week of June. For general crop, sow about middle of May. The soil should be light, sandy loam, well enriched with stable manure, and plowed and harrowed until very fine. Sow in drills 1 foot to 18 inches apart for garden culture, and when well up thin out plants to from 3 to 4 inches apart. The young beets pulled out of the row are excellent when used as spinach.

**DETROIT DARK RED.**—Choice variety of early turnip beet, largely grown by both private and market gardeners, and extremely desirable on account of its early maturity, small top and handsome appearance. The tops make an upright growth, thus allowing of planting in close rows, a valuable feature where space in the garden is limited. The beet is somewhat globe shape, skin blood-red and flesh rich red, zoned with a darker shade. The beets are sweet when cooked, and it is a splendid variety for canning.

**CROSBY'S IMPROVED EGYPTIAN.**—Very superior strain of blood-red Egyptian. Shape is very desirable, not quite as flat as the ordinary Egyptian, nor as round as the Eclipse. A decided advantage for an extra early marketable beet. It's a hardy variety that can be easily transplanted.

**EARLY BLOOD TURNIP.**—Dark red; fine flavor; good for winter use, and one of the best beets grown.

**EARLY ECLIPSE.**—We believe this is one of the best known beets and has given great satisfaction to all who

have grown it. The Eclipse is early and is superior to many other table beets. We can furnish seed that will produce beets with a very small top, smooth, fine grain, tender and of a handsome bright red color. If you want to raise Eclipse beets try our strain this year.

**EXTRA EARLY EGYPTIAN.**—Earliest beet known. A very dark red, rather thick, rounded at top and pretty flat at bottom. A tender beet of very good flavor.

**LONG DARK BLOOD.**—A large and excellent variety.

**DEWING'S BLOOD TURNIP.**—This splendid beet is early. The color is rich, dark red, shape is globular. It is free from side or fibrous roots, being always smooth. It is excellent for forcing for a main spring or summer crop, or for use in winter, as it is a good keeper. It always cuts and cooks a rich dark blood-red; it is tender, sweet and crisp and is in every way the standard sort for the market or home gardener.

For STOCK BEETS or MANGEL WURZELS

See page 38

## CABBAGE

One ounce will produce about 3,000 plants. Set 8,000 to 10,000 plants per acre, of early sorts, and 6,000 of large late kind.

No vegetable is of greater importance than Cabbage, and compared with the cost of seed, there is more money in growing cabbage than any other crop. It does not pay, therefore, to take any risk in buying seed. We have had our cabbage seed grown by the same growers for about sixteen years past, and it has proven of uniformly excellent quality, so that we pride ourselves on having the purest and highest grade of cabbage seed that is offered, or at least it is surpassed by none. The cabbage requires a deep, rich soil and thorough working to insure good, solid, full-sized heads. Sow early sorts in hotbeds in February, or in open, shallow drills 6 inches apart. When the plants are 4 inches high transplant to rows 3 feet apart.



Early Flat Dutch Cabbage

**ALL SEASONS.**—A Drumhead Cabbage that matures early and makes large fine quality, crisp head. Variety that does well whether planted early or late. Plant it in spring or fall. One of the surest solid heading cabbages for the South. We believe you'll find it very satisfactory in your garden.

**DANISH BALLHEAD.**—Is esteemed for winter use because of the great solidity and excellent keeping qualities of the head. The magnificent heads are nearly round in

form, very hard and solid, of bluish-green color, never burst, have few, but large outer leaves, keep in fine condition until late spring and stand shipping better than any other sort. It is crisp, tender and sweet in flavor, very fine for kraut, slaw, etc. Try a packet in your garden.

**COPENHAGEN MARKET.**—Early variety, which is very popular with market gardeners. It is the finest large, round-headed, early cabbage in cultivation. It is further desirable on account of the remarkable characteristic of maturing the heads all at the same time, enabling the grower to gather his crop with less expense and permitting the cleaning of the land at the first cutting. The heads average about 10 pounds each in weight, are hard and solid with small core. The quality is extra fine and sweet. It matures as early as the Wakefields and will yield more to the acre in weight. It is a short-stemmed variety, the heads nearly resting on the ground. The leaves are light green, rather small, saucer-shaped and tightly folded, making it possible to set them close together in the field.

**PREMIUM LATE FLAT DUTCH.**—Low-growing variety, heads large, bluish-green, round, solid, broad and flat on top; an excellent fall and winter variety, and a good keeper. It is a sure header. Our stock has been grown from carefully selected heads and we consider it a superior strain of Flat Dutch Cabbage.

**SUREHEAD.**—This popular cabbage is rightly named Surehead and seldom fails to make a remarkably fine, solid, large head with few outer leaves. Strong, vigorous grower; ripens late. First-class main crop sort. Is of the Flat Dutch type but heads are somewhat rounded in form. Equal to that well-known sort in keeping qualities.

## Cabbage (Continued)

**EARLY JERSEY WAKEFIELD.**—Ready for market in about 70 days from sowing. Best extra early Cabbage grown. The plants are short stemmed with few smooth and thick outer leaves. The heads are of medium size, hard, pointed and of very fine quality. A reliable header; being very hardy, it resists cold and will give good results even under unfavorable conditions.

**CHARLESTON OR LARGE WAKEFIELD.**—This sort forms large solid heads of excellent quality. It is a strain of Wakefield that is very popular in the Southwest. Usually brings best prices on the market.

**SUCCESSION.**—Second early variety, a few days later than early kinds. Makes a large head and comes true to its type under most conditions.

**EARLY FLAT DUTCH.**—A very popular variety because of its heat-resisting character. It seldom flaws under most severe heat, and produces heads after the earliest varieties have disappeared.

**VOLGA.**—A new Russian variety. Is very hardy and has no equal as a rapid growing late variety. Matures early, heads large, uniform and very solid and disease and rot-resistant. The flesh is firm, very tender and white. Just the Cabbage to make kraut and for winter purposes. The large, solid heads stand a long time without bursting; will stand quite a little freezing and remain fresh and green late in the season.

It is a very sure header, heads large, solid and very heavy. A very late keeper and a splendid variety for either home use or shipping. Include this variety with your order. Splendid for market growers.

**STEIN'S EARLY FLAT DUTCH.**—Good early variety; ure headser, weighing 10 to 12 lbs. each. Valuable as a market sort.

**EARLY DRUMHEAD.**—An intermediate kind between cone-shaped early and late varieties; can be planted closely; takes name from its shape.

**P. & H. PRIZE HEAD.**—Compact growing "sure headed" variety; has become very popular of late. Is valuable for general crop, both fall and winter, head medium size to large, drumhead shaped, with many outer leaves. We believe you'll like this variety.

## Petsai-Chinese Cabbage

**CALLED CELERY LETTUCE.**—Culture same as early Spring or Winter Cabbage. When about 4 inches high, tie up to blanch the hearts more thoroughly. Thrives well in the South.

**SHANTUNG VARIETY.**—Tender and crisp. Eaten like Celery or used to make fine quality slaw. Our seed are fresh stock from the original oriental importers. See Price List.

## Swiss Chard

Far superior to the common beet for greens, of almost the same flavor and equal to spinach. It is much easier to wash and prepare for the table. Sown early in the Spring in rows, and the seedlings thinned out to 6 inches in the rows, it makes rapid growth of leaves, and is fit for use for greens sooner than any other variety, and can be cut throughout the entire summer. Later the leaves grow very large, with broad, flat, wax-like stems and mid-ribs, which may be cooked like asparagus or made into pickles. Plant in your garden this season.

## Collards

**CULTURE.**—One ounce will produce about 2,000 plants or 150 feet of row. Sow in spring or summer, as directed for cabbage, either in beds, to transplant when large enough, or in rows where intended to stand. They are rapid growers.

**SOUTHERN, OR GEORGIA.**—This variety is old-time favorite. Stands all sorts of adverse conditions without injury. Is very hardy. In many places, where the soil is too poor to grow cabbage, the Collard grows easily and makes a good substitute for cabbage.

## Spinach

One ounce for 100 feet of drill, 8 to 10 pounds in drills for an acre.

**CULTURE.**—Sow early in spring, in drills 1 foot apart, every two weeks for a succession. Thin so that each plant will have about 4 inches space for developing. If sown broadcast, use 12 to 15 pounds per acre. If sown in drills, cultivate and keep down weeds. It costs no more to produce Spinach in the winter than in the summer as it is not liable to shoot to seed in cold weather. For fall use sow in August and winter crop sow in September, covering that which is left out over winter with straw, if the weather becomes quite cold.

**BLOOMSDALE.**—The hardiest, large, savoy-curved, crumpled thick leaves.

**MONSTROUS VIROLLAY.**—Large, thick, dark green leaves.

## Cauliflower

**PLANTING AND GROWING DIRECTIONS.**—Cultivate same as cabbage, only give richer ground is possible, and plentiful supply of water. Cauliflower is considered one of the most delicate table goods. One ounce will produce 1,000 plants.

**EARLY SNOWBALL.**—Under favorable conditions every plant produces a magnificent white head of fine quality, 6 to 10 inches in diameter. Quick maturing variety that can be planted early or late.

## Celery

Sow in March and April and rake Seed in lightly; water, and shade from strong sun. Prepare trenches from two to four feet apart, a foot wide and a foot deep; dig into the bottom plenty of well-rotted manure, and set the plants when they are three or four inches high, six to eight inches apart in each trench. Keep them shaded until started and gradually earth them up as they grow.

**WHITE PLUME.**—Unlike all other varieties, this one does not require to be earthed up, but if only loosely tied, or a few handfuls of earth brought closely around the base of the leaves to keep them close together, all the inner leaves or thin stalks will turn white and crisp.

**GIANT PASCAL.**—Grows about 2 ft. high; the stalks are very broad, thick and crisp, and entirely stringless; the width and thickness of the stalks are distinctive features of this variety. It bleaches with but slight "earthing up," and very quickly, usually in five or six days.

**GOLDEN SELF BLANCHING.**—Finest flavored celery we know. Fine appearance and brings best market prices.

## Carrots

Two ounces will sow 100 feet of drill, 3 pounds required for an acre. Matures about 60 days from germination.

**CULTURE.**—Good, light, well-enriched sandy loam is the best for this crop. For field culture, sow in drills 3 to 3½ feet apart, so as to cultivate by horse. Market gardeners sow in drills, about 18 inches apart, and cultivate by hand. For early crops, cover ½ inch deep and thin to 6 inches apart in the rows; for late, cover 1-4 inch deep and thin to 4 inches.

**DANVERS HALF-LONG.**—One of heaviest croppers; roots dark orange color, 8 to 10 inches in length, thick and ending in a somewhat abrupt point.

**OXHEART, OR GUERANDE.**—This is deserving of general cultivation. Grows 3 or 4 inches in diameter, is early, nearly oval in shape. Sweet flavor. See price list.

## Carrots for Stock

**CULTURE.**—Sow 3 lbs. to the acre. These roots are often 15 inches in circumference; greatly enjoyed by stock and gives fine color to butter. 500 bushels can be raised on one acre. 1 bushel is equal to 1 bushel of corn in feed value.


**WHITE BELGIAN.**—Largest, heaviest cropping and most nutritious variety in cultivation. Easily gathered as the roots grow largely above the ground.

## Rhubarb Roots

We will be in position to supply Rhubarb Roots during the month of March.

## CANTALOUPE

**CULTURE.**—Soil for muskmelons must be light, rich and sandy, for if grown on a heavy soil the quality will be poor, and they will not be so early. When there is danger of frost, drop 8 to 10 seeds in a hill 6 feet apart, each way, covering about three-fourths inch deep. As soon as a plant commences to run, thin out to three best plants in a hill and cultivate until the vines cover the ground. If slow to fruit, pinch off ends of the growing shoots. Ash or air-slacked lime sifted on the plants while the dew is on is good to keep insects out. One ounce will plant about sixty hills, and it takes three pounds to one acre.



Hackensack Melon

**HONEY DEW MELON.**—Is a new type of melon. It is not a Casaba, the seed cavity being like the ordinary cantaloupe. The color is dull white when ripe; size about 6 inches in diameter from top to bottom and 7 to 8 inches long; all melons being nearly the same size. This melon has no netting, but the rind, though thin, is very tough and so close that the excellent flesh is practically sealed up, where it keeps in finest condition from 3 to 5 months

after it is ripe. Color of flesh is rich green from close to the rind to the seed cavity, and the flavor delightful to all who enjoy a good melon. It has the sweetness of honey and the freshness of morning dew.

**ACME, OR BALTIMORE MARKET CANTALOUPE.**—This melon is large, showy and quite early. It is strongly netted and has thick, green flesh of rich flavor. See price list.

**BANANA.**—Early distinct variety, bearing long slender banana-like fruit. Flesh deep salmon color, thick and of good quality.

**ROCKY FORD.**—This melon, grown first in Rocky Ford, Colo., has in a few years acquired a national reputation. It is of netted Gem type, oval in shape, averaging from 4½ to 5 inches in length. It has a most delicious flavor, is very fine and smooth grained, has flesh of light green color throughout when ripe.

**HACKENSACK.**—Very large, green fleshed melon. The vines are hardy, vigorous and productive. The fruits are nearly round, usually somewhat flattened; ribs large and of irregular width, densely covered with coarse netting.

**NETTED ROCK.**—Practically the same as "Rocky Ford." It has become one of the most popular of small or basket melons. Rust resisting. The description of the Rocky Ford is also to be applied to this variety. We offer an exceptionally fine stock.

**BURRELL'S GEM.**—An orange-fleshed Rocky Ford. Fine-grained and spicy. Average weight 2 1-4 lbs.


**CANNON BALL.**—Round, medium sized, heavily netted. Flesh green, very solid, melting and of delicious flavor. Of all melons this has smallest cavity. Can be shipped any distance. Excellent for home use. A Texas melon.

## GARDEN CORN

One pound will plant about 180 hills; 10 to 12 pounds to an acre, in hills.

**CULTURE.**—Garden or Sweet Corn should be planted when the first green shoots of spring grass appear and a succession of several varieties put in two weeks apart from this time on.

A succession can be continued with the later kinds by planting at regular intervals, thus insuring a continuous supply of table corn throughout a long season. Plant the small early varieties in drills 2½ feet apart and 10 inches apart in the rows. The taller varieties should be planted in drills 3 feet apart and 12 to 14 inches apart in the rows. Rich manure worked into the soil will increase the crop. Be sure to plant several varieties if you want fresh corn on your table through a long growing season.



Golden Bantam

**EXTRA EARLY ADAMS.**—Not sweet, but earliest table corn; ears small, well filled. Meets an early market demand. Valuable.

**EARLY EDAMS.**—Same quality as Extra Early Adams; about one week later.

**COUNTRY GENTLEMEN.**—Finest of all sweet corns for table use. Ears 7 to 9 inches long, cob small, ear irregularly crowded with pearly white kernels of great depth. Quality very sweet and tender; quite productive. Later or main crop.

**STOWELL'S EVERGREEN.**—This variety is in favor

with every market gardener. Is largely used for main or late crops, and finds ready market at profitable figures. The very best kind to plant.

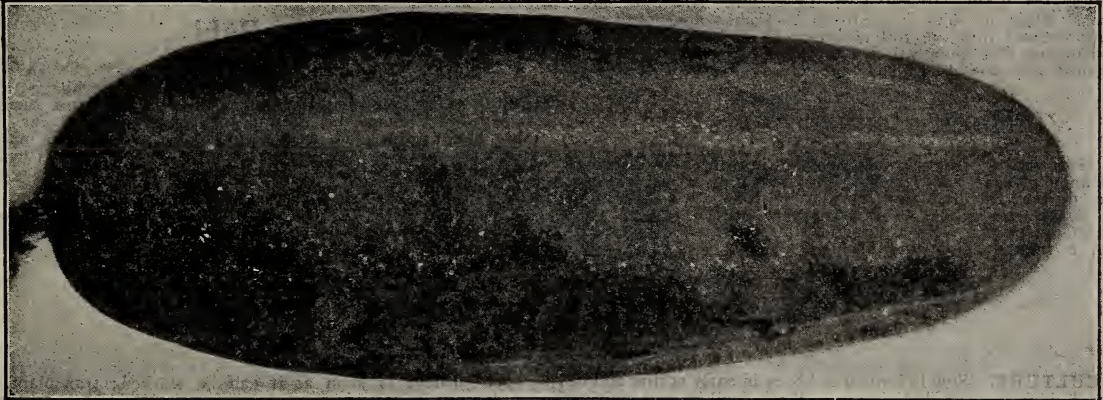
**GOLDEN BANTAM.**—Is a Sweet Corn of exquisite quality, which, when ready to use, is of a bright golden yellow color. It looks rich and it is rich, and no mistake. It can be planted very early, as it is hardy as the Extra Early Adams. The small stalks can grow very closely together in the row and will produce 2 to 3 ears each. We especially recommend it on account of its ability to stand the cold weather of spring. This sort has only been on the market a short time, but has become extremely popular.



# CUCUMBERS

One ounce will plant 50 hills; 2 pounds will plant an acre.

**CULTURE.**—For very early use sow seeds in hotbed upon pieces of sod or in small pots and they can be readily transplanted to cold frames or open ground with an advanced growth of about six weeks because the roots are well developed, and by transplanting the pieces of sod or earth contained in the pots are not disturbed. If panted in open ground before danger of frost is over they should be protected by glass or paper coverings. Cucumbers may be planted in open ground from May 1st to middle of July. For general crops sow seed in open ground at the rate of 2 pounds per acre, in hills 4 feet apart each way, putting a shovel of well-rotted manure in each hill. Plant 7 or 8 seeds in each hill and after danger of lice is past, thin to 3 or 4 vines in each hill. If pickles are wanted the seed should be planted in hills between the middle of June and middle of July. A rich, sandy loam, well manured, is most suitable for Cucumbers.



Davis' Perfect Cucumber

**JAPANESE CLIMBING CUCUMBER.**—Ornamental as well as useful and may be sown on a trellis; very profitable and of good quality.

**DAVIS' PERFECT.**—This new variety beats all others in points of beauty, quality and productiveness. It loads its vines so heavily that it seems impossible for them to mature the fruit. Thousands of up-to-date growers are now planting this variety, and it promises to be the leading kind. We offer extra select seed of our own growing.

**CHICAGO PICKLE.**—For a number of years Chicago has been the center of a very large pickling industry. This variety is preferred for pickling by almost every large pickling factory in the city, and for commercial pickles it is the best.

**COOL AND CRISP.**—An extra early variety, producing a large number of medium-sized fruits of the choice table quality. The fruits are six to eight inches long, with a distinct taper at each end. The skin is a bright green,

rather thickly set with small knobs in which the spines are placed. It is of fine mild flavor, crisp and tender when sliced. It is desirable also for pickling, the roughened skin being attractive.

**EARLY CLUSTER.**—Very prolific; fruit grows in clusters, short and seedy, very fine for bottle pickles.

**IMPROVED LONG GREEN.**—Standard sort. Vine vigorous and productive, forming fruit fit for table nearly as early as the shorter sorts. When ripe is the best of any for sweet pickling.

**EARLY FORTUNE.**—Favorite with truckers. Good variety for shipping.

**NEW KLONDIKE.**—Very dark green, 6 to 7 inches long and 2 inches thick; remains crisp a long time. It is a grand market sort.

**IMPROVED ARLINGTON WHITE SPINE.**—The advantages claimed for this variety are improvements in shape, color, earliness and shipping qualities.

## Eggplant

One ounce for 1,000 plants, requires about 4 ounces to plant an acre. Matures in about 120 days from sowing.

**CULTURE.**—Eggplant seed germinates slowly and should be started in strong heat. Soil should be one part leaf-mold and one part sandy loam. It is important to secure a rapid and continuous growth. Set 30 inches apart, pinch off the larger leaves when transplanting.

**BLACK BEAUTY.**—Best of all. Fruits large, handsome shape, and of a rich glossy black. It is as early as any, very productive and thornless. Our stock is true and is as good as can be grown.

**FLORIDA HIGH BUSH.**—Rich purple; oblong in shape; exceedingly productive; will stand more heat than any other variety. Bushes stand high up, holding fruit well off the ground, thereby preserving fruit better than other sorts during rainy weather, also diminishing the number of blighted fruit to a great extent.

**NEW YORK PURPLE SPINELESS.**—For years this variety has been standard for Southern market gardeners and shippers. Our seed is pure and the plants thornless. In a properly cultivated crop, streaked or off-colored fruit is almost unknown. Plants are large, strong and vigorous, each plant producing from 5 to 8 large fruits of dark, rich purple color. The earliest of all large-fruited varieties and always gives satisfaction with proper cultivation, and the vigor and strength of this variety makes it less subject to the effect of "blight" and "dieback," which are so disastrous to this crop in so many sections. A trial will make you appreciative of the superiority of this variety over others, for it has many points of excellence not possessed by the varieties of Eggplant commonly grown.



Black Beauty

## Endive

**CULTURE.**—Same as lettuce. One ounce will sow 150 feet of drill. A delicious salad plant. Resembles lettuce except that it withstands dry Southwestern summers better than lettuce or spinach. Extensively used for flavoring soups, meats, etc.

**WHITE CURLED.**—Fine fluffy leaves, easily blanched, large sized and always crisp and tender.

## Garlic

Largely grown throughout Louisiana, Arkansas and Texas. Plant in rows from 10 to 20 inches apart and the cloves pressed into the soil at intervals of 3 to 6 inches in the row, so that they will be about half covered with soil. Requires 300 pounds to sow an acre.

## Horse-Radish Roots

Horse-radish is always in demand in winter and spring and finds a place on everybody's table. Can be set at any time during the fall and spring in rows two to three feet apart, and 15 to 18 inches apart in the rows. The sets should be placed in a perpendicular position, with crown 3 to 5 inches below the surface.

## Kale or Borecole

One ounce will produce 3,000 plants. Four pounds to plant an acre. Matures in about 50 days.

**CULTURE.**—Sow from middle of March to the beginning of April in prepared beds; transplant in April and treat in the same manner as for cabbage. Of all the cabbage tribe, this is the most tender and delicate, and should be much more extensively grown than it is. The varieties are all extremely hardy, and are best when touched by frost.

**DWARF GREEN CURLED.**—Rarely exceeding 18 in. in height, but spreading out under good cultivation to 3 feet in diameter; leaves beautifully curled and bright green.

## Kohl-Rabi

One ounce to 100 yards of row.

A vegetable intermediate between the cabbage and turnip, which combines the flavor of both. It forms turnip-shaped bulb above the ground, which is prepared for the table like turnips. If used when young and tender, makes a delicate and desirable vegetable. Also known as "Turnip-rooted Cabbage." Sow in rows 18 to 20 inches apart, thinning out to 8 inches.

**EARLY WHITE VIENNA.**—Best variety. Bulbs about the size of an apple when ready for use. Pale whitish green color. They have a delicate cabbage flavor.

# LETTUCE

**CULTURE.**—Sow in hotbed or boxes in early spring and in the open ground as soon as it can be worked; transplant to rows 8 inches apart both ways. Rich, mellow soil cultivation and moisture are demanded by Lettuce to secure best results. Lettuce is hardy and makes better growth in the cool of spring or early summer. Seed may be sown early in a window box or warm place and transplanted later. A succession of plantings at intervals of two weeks after first outdoors planting is desirable. Sow lettuce out of doors in the early fall or later in frames to head in winter. Always sow seed thin and then thin out plants to stand from 6 to 8 inches apart in row. Lettuce requires good soil, carefully enriched with well-rotted manure and well pulverized to secure the best results. One ounce will plant 20 feet of row. 1 pound of seed will plant an acre.



P. & H. New York Mammoth.

## Loose Leaf Varieties

**EARLY PRIZEHEAD.**—This old standard variety is still best of the large, thin-leaved, clustering sorts for the home garden, but it is not a good kind to ship long distance, as the leaves are so tender that they are easily spoiled in handling. The leaves are very large, crimped, bright green, tinged with brownish red and are exceedingly tender, crisp and sweet, forming a large, loose head.

**BLACK-SEEDED SIMPSON.**—Very popular sort among market gardeners. Forms large, loose head, its nearly white, curly leaves thin, exceedingly tender and of good quality. Splendid for growing under glass and early planting outside.

**SIMPSON EARLY CURLED.**—White seeded. A leading early sort; good for forcing or open ground; a favorite with market gardeners and an excellent lettuce for salads.

## Solid Heading Lettuce

**BIG BOSTON.**—This beautiful, splendid lettuce has steadily gained in popularity until now it is more extensively grown than all other varieties throughout the large trucking sections of the South. It may be grown in the open ground for summer and fall use, or in frames under canvas, and always makes large, fine, buttery, yellow heads with thoroughly blanched hearts; crisp, tender white and sweet. We cannot recommend too highly our splendid strain of this most excellent variety. It gives the best of satisfaction under all conditions.

**P. & H. NEW YORK MAMMOTH.**—Large heads, solid, blanches beautifully, crisp, tender. Free from bitter taste. Resists hot, dry weather and very slow to run to seed. A reliable header under trying conditions.

**IMPROVED HANSON.**—A white seeded lettuce of American origin, especially adapted to outdoor culture. The leaves are crumpled, head proper hard, tender and crisp, with white blanched appearance at the center. The average size is quite large. In table quality this lettuce is free from bitter taste, having sweet rich flavor, even to the outer leaves. Resists heat and drouth well, and is slow to run to seed.

## Mangel Wurzel and Sugar Beets

The value of sugar beets and mangels for stock feeding cannot be overestimated. Their use results in improved health and condition of animals, the increased flow and quality of milk from cows and the saving in fodder. In rich soil they yield enormously. Everyone who keeps even one cow should grow a patch of these beets for winter feed.

**MAMMOTH LONG RED MANGEL.**—Best mangel for deep soil. Very large, wonderfully productive and of good quality.

**GOLDEN TANKARD.**—Highly esteemed for dairy use, flesh solid, yellow. Early, quite hardy, a heavy cropper.

**GIANT FEEDING SUGAR.**—This unites large size of mangel with the greater feeding value of the sugar beet. The roots average ten to twelve inches, and the outline is that of a broad thick wedge. The upper portion of a soft bright pink, shading lighter toward the bottom where the lower portion for about one-third the length is white.

**GOLDEN GIANT.**—Large beets that grow well out of ground, making harvest easy. Skin rich golden yellow. Flesh firm and sweet.

## Mustard

When young the leaves are used for salad, which, although slightly pungent, is very appetizing. Mustard may also be cooked like Spinach, and will make a very wholesome and delicious food. Sow early in the spring in shallow drills. One ounce will sow fifty feet of drills.

Mustard is grown for greens and requires a loamy, rich soil; preferably a sandy loam. It is sown either broadcast or in drills; if it is sown broadcast, about eight quarts of seed are required per acre; if in drills, three pounds per acre.

**SOUTHERN GIANT CURLED.**—Very attractively curled sort, which is exceedingly popular in the South. Largely planted in the fall for early spring greens. We offer the true strain.

**WHITE LONDON.**—Best for salads. Leaves light green.

**FORDHOOK FANCY.**—New and beautifully curled mustard that is not only handsome, but is of very mild, pleasant flavor. The leaves are curled and fringed and the plant remains longer without running to seed than other kinds. This is certainly the finest variety for salads and garnishings.

**CHINESE.**—The immense leaves grow rapidly, and can be cut frequently until killed by frost. Leaves are eaten boiled, like spinach.

**OSTRICH PLUME.**—Leaves curled and frilled like an ostrich plume.

**WHITE LONDON.**—Best for salads. Leaves light green and rather smooth. Seed often used to season pickles. Plant this variety in spring and fall.

**BLOOMSDALE LARGE LEAF.**—Widely grown and very satisfactory. Produces large, thick leaves.

## Okra

**CULTURE.**—Sow late in spring, after ground has become warm, in drills 3 feet apart, where the plants are to remain. Thin out to from 9 to 12 inches. Soil should be well manured. Plants may also be raised in pots or hot-bed, and transplanted.

**WHITE VELVET.**—Of tall growth, pods never prickly to touch, being always round and smooth.

**PERKINS' MAMMOTH LONG POD.**—Pods are produced in great abundance and when ready to use are from 4 to 5 inches long, of a handsome green color, and of the best quality.


**TALL GREEN.**—Pods long, green, ribbed; heavy bearer.

**GEORGIA FAVORITE DWARF GREEN.**—Early and very productive; green pods.

## ONIONS

One oz. will sow 75 ft. of drill; 5 to 6 lbs. to the acre to grow large onions. If set onions are wanted, sow 50 to 60 lbs. to the acre.

**CULTURE.**—Onions thrive best on rich, loamy soil, and unlike other vegetables, succeeds well when cultivated on the same ground for successive years. Ground should be deeply trenched and manured the previous autumn and laid up in ridges during the winter to pulverize. As early in spring as the ground is in working order, commence operations by leveling ground with a rake and tread it firmly; sow thinly in drills 1-4 of an inch deep and 1 foot apart; cover with fine soil and press down with back of spade or light roller. When the young plants are strong enough, thin gradually so that they stand 3 to 4 inches apart. Keep the surface of the ground open and free from weeds by frequent hoeings, taking care not to stir the soil too deeply, nor to collect it about the growing bulbs. The onions may be pulled as soon as the tops are down. Expose to the sun a few days to dry them for storage or market.



Crystal White Wax Onion

**AUSTRALIAN BROWN.**—New; noted for its keeping qualities and peculiar color (brown); early, globe-shaped; flesh white.

**RED CREOLE ONION.**—This is greatest of all red onions. It is the best keeper, best producer, both in yield and money. It is a distinct variety that has been cultivated in this section for more than fifty years. The skin is brownish red, flesh very solid and fine grained and rather

strong flavored. Extremely productive, and the best shipper and keeper of all sorts. It is, without doubt, the greatest onion for the Southern grower, and is rapidly becoming more popular. Matures a little later than the Bermuda sorts, but does not rot as easily.

It is the largest and best onion under cultivation. For home garden use it is unexcelled. They can be retained after harvesting a full year without rotting.

## Onions (Continued)

**GIANT YELLOW PRIZETAKER.**—This variety of recent introduction annually grows in favor. Exceeds every onion now existing in beauty, size and productiveness and equals the best in quality, being as mild in flavor as the imported Spanish onions. Flesh white, sweet and tender. The color is a bright straw, and it always grows to a uniform shape, which is nearly a perfect globe.

**WHITE PORTUGAL OR SILVERSKIN.**—A large, flat, white onion of mild and pleasant flavor, hard and fine-grained and a good keeper. Extensively sown for sets, and is also largely grown for pickling.

**WHITE PEARL.**—Small, white sort, remarkable for rapidity of its growth; flesh mild and pleasant flavored.

**MAMMOTH SILVER KING.**—Very large onion, resembling White Italian Tripoli, but larger, slightly later and rather a better keeper, making it more desirable for the later fall market. The skin is silvery white; flesh pure white, very tender and mild flavored. Crop failure. If you order this, name a second choice.

**YELLOW GLOBE DANVERS.**—Very handsome, round or globe-shaped variety of large size, with thin, yellowish skin white flesh, fine grained, mild, very firm, and the best of keepers. It ripens early.

**RED WETHERSFIELD.**—Very large, deep red onion that matures early and succeeds well everywhere. Bulbs are flattened, very large around, solid and of fine quality. A good keeper. One of the best red onions for home use or market, where a globe-shaped onion is not required.

**CRYSTAL WHITE WAX.**—Teneriffe grown. Is a large, pure white, flat onion. In the South, especially Texas, during the last few years, it has become so popular that there has not been enough seed to meet the demand. It grows to a good size early and is the mildest and sweetest of all onions. It is the finest slicing onion for the home garden. True seed very scarce. We are fortunate in having a good supply of these seeds.

**RED BERMUDA.**—The name of this variety is Red, but it is dashed with red on a straw-colored ground.

**WHITE YELLOW BERMUDA.**—Straw-colored. Our seed is Teneriffe grown. In great demand in the South. Our seeds are carefully selected and tested.

## Onion Sets

Ten to twelve bushels to the acre, according to size.

**CULTURE.**—Plant the sets 4 inches apart, in rows about ½ inch deep and 1 foot between rows, but do not cover the sets entirely. Fall planting of Onions is succeeding very well in the South, and should be more generally practiced.

**MULTIPLYING SHALLOTS.**—Used extensively. Valuable for an early crop. They grow in clusters, very productive and of a mild and sweet flavor.

**CRYSTAL WHITE WAX BERMUDA SETS.**

**RED BERMUDA SETS.**

**YELLOW BERMUDA SETS.**

**WHITE PEARL SETS.**

**WHITE BOTTOM SETS.**

**RED BOTTOM SETS.**

**YELLOW BOTTOM SETS.**

## PEAS

One pound will plant about 70 feet of drill, 90 to 120 pounds for an acre.

**CULTURE.**—The Pea should be planted liberally in every garden. It is best to sow the earliest varieties as soon as possible, in warm, light soil, prepared the previous autumn or winter. The main crop may be sown about two weeks later and on somewhat heavier soil. Sow Peas in drills about 2 to 3 inches deep, in rows 2½ to 3½ feet apart. In garden culture sow in double rows 10 inches apart. Avoid fresh manure or very rich soil or too rank vine growth will result. Plant at least three varieties and have a succession of fresh peas on your table through a long season.



Early Alaska Peas

**EARLY ALASKA.**—24-inch. We have a very fine strain. A very desirable early pea for market gardeners. Pods dark green, peas bluish green when ripe. Can be shipped long distance without losing its color. Choose this for your early planting.

**EARLY PREMIUM GEM.**—Height, 1 ft.; early and prolific. A type and an improvement of the McLean's Little Gem. Pods long and of dark green color. Crowded with 6 to 9 very large Peas of fine quality. This is a very fine Pea and a great favorite on the market. The most popular sort for family use.

**CHAMPION OF ENGLAND.**—One of best late peas for the market gardener or private garden; superior flavor, exceedingly productive. Universally admitted to be one of the richest and best flavored peas grown, and very productive. Height four or five feet, seed whitish green and much shriveled. We consider this equal in quality to any in cultivation, and the best of its season, either for the amateur or market gardener.

**BLISS EVERBEARING.**—Height 2 ft., hardy, vigorous, enormous cropper. Pods and peas large and good quality. Stays in bearing nearly all summer if weather is favorable. Are sometimes picked from same row for over a month. Plant this in your succession garden.

**LARGE WHITE MARROWFAT.**—Cultivated extensively for summer crop. About five feet high, of strong growth. Pods large, cylindrical, rough, light colored and well filled. Seeds large, smooth, round and yellow or white, according to the soil in which they are grown. This variety is excellent for summer use, and is one of the most popular and productive of the garden variety.

**AMERICAN WONDER.**—12 inch. Is very early, dwarf, wrinkled variety and is particularly recommended for the family garden. Very productive and flavor unsurpassed. A choice second early variety.

**NOTT'S EXCELSIOR.**—15 inch. Earliest and best dwarf wrinkled pea. Fast taking the place of American Wonder. It is fully as early, while the pods are larger, more numerous, and better filled. The peas are tender and of a most delicious flavor when cooked.

**FIRST AND BEST.**—Extra early. Vines average eighteen to twenty-four inches in height, setting a good number of choice pods, filled with choice peas of excellent flavor.

**PRIDE OF THE MARKET.**—Height of vine 2 ft. A round, blue pea. Pods of enormous size, borne 9 to 10 on a vine and contain 9 to 10 peas of excellent quality.

## Parsley

**CULTURE.**—Can be sown either in spring or fall in rows 15 inches apart. Seed slow to germinate, often taking 3 to 5 weeks. When plants have become strong, thin out to six inches apart. Keep the ground well stirred and free from weeds and grass. You should soak seed in water at least 12 hours before planting. Plant one ounce of seed to 200 feet of row; three pounds per acre.

**DOUBLE CURLED.**—This is the variety so largely cultivated by our gardeners.

## Parsnips

**CULTURE.**—Sow early in spring in rows 18 inches apart. Plant any time from January to April for spring and summer crop in this latitude. In Florida and Gulf Coast section sow from September to December for winter and spring crop. One ounce of seed to 200 feet of row; three to four pounds to the acre.

**IMPROVED HOLLOW CROWN.**—Is best variety to plant. This variety is also known as Large Sugar because of its fine flavor. See price list.

One ounce for 25 hills, 3 pounds for an acre.

## Peppers

One ounce of seed for 1,000 or 1,500 plants.

**CULTURE.**—The pepper plant is tender and should be started under glass. Warm, moist soil is best, with plenty of well-rotted manure plowed under. The plants should be set 1½ feet apart in rows 2½ to 3 feet apart. Sow seed in hotbeds in March. The plants may be transplanted into small pots and then when the ground is warm the peppers will make rapid growth after they are set out in open ground.

**PIMENTO.**—This superb new mildest flavored of all peppers is of Southern origin. Can be eaten raw like an

apple, stuffed with meat and baked, used as a salad or canned for use at any time of year. Has thick, firm flesh, which permits of its being scalded and peeled. Should be in every garden.

**RUBY KING.**—Very large. The most popular variety.

**LARGE BELL OR BULL NOSE.**—Bright-red at maturity, entirely mild, heavy producer.

**CHINESE GIANT.**—Mildest and largest red pepper.

**LONG RED CAYENNE.**—Coral-red when ripe, very hot and strong; the Cayenne Pepper of Commerce.

**RED CHILI.**—Of bright-red color and borne in great profusion. A standard household variety of pepper.

**RUBY GIANT.**—Of stocky growth, very vigorous, well branched and thickly set with enormous fruit, much larger than the well-known Ruby King. The flesh is extremely mild, and very thick. For salads it is unsurpassed sliced, of mild flavor.

## Pop Corn

Whether you grow it for market, or for home consumption, you should plant some Pop Corn.

**WHITE RICE.**—Fine variety for popping. Very productive and the most popular Southern variety.

**QUEEN'S GOLDEN.**—Many people prefer it on account of the beautiful golden color.

**WHITE PEARL.**—A variety that is preferred by some growers and corn poppers. Grains are white and slightly smaller than the White Rice.

**JAPANESE HULL-LESS.**—It is claimed that this corn pops 40 to 50 per cent more per pound than any other variety. See price list.

# PUMPKINS



An ounce for 25 hills, 3 pounds for an acre.

**CULTURE.**—The Pumpkin, under good care, bears abundantly and furnishes a great amount of palatable food for cows, pigs, etc. Several of the fine flesh varieties are also used for culinary purposes. They may be grown as a field crop. Plant in hills 8 feet apart each way, and any time after the first of May. Avoid planting near the vine crops, as they will hybridize and damage that crop. One ounce will plant about 25 hills, 3 pounds to the acre.

**CONNECTICUT FIELD.**—Very productive, largely grown for feeding stock. Also relished for home cooking.

**KENTUCKY FIELD.**—Large round variety, producing in great numbers; has thick meat of a fine quality. Very suitable for canners' use.

**LA GUNA MEXICAN PUMPKIN.**—Is a medium size pumpkin and it seems to stand dry weather exceedingly well. We understand that this pumpkin has been growing in Mexico for many years, but has not been planted very extensively in the United States.

**TENNESSEE SWEET POTATO.**—This sort has as sweet a flavor as any squash. For cooking purposes it is the finest of all pumpkins.

**LARGE CHEESE.**—Fine grained, sweet. Large fruit, mottled light green and yellow, flattened at the ends. An excellent variety for the South.

**JAPANESE PIE.**—Fruits mature early. Flesh deep yellow, flavor much the same as sweet potatoes. Seeds are marked with curious indentations, resembling the characters of the Chinese alphabet.

**BIG TOM.**—The common large yellow pumpkin; the best to grow among corn for stock feeding or pies. Our strain of this variety is very fine, and produces the largest and handsomest pumpkins.

**GREEN-STRIPED CASHAW OR PIE PUMPKIN.**—A crooked neck variety, with green and white striped skin. The flesh is of rich yellow color, solid, fine grained, very thick and sweet.

## Squash

One ounce of seed for 25 hills, 3 to 4 pounds for an acre.

**CULTURE.**—Culture is about the same as melons. Make the ground very rich—a good sandy loam is best. The squashes are tender and the seed should not be planted until warm weather. Allow 4x4 feet for the hills of the bush sort and 8x8 feet or more for the running kinds. Thin to three plants to the hill.

**EARLY WHITE BUSH OR PATTY PAN.**—The Well-known summer variety, grown extensively for shipping. Color white, the flesh is tender and delicate. Of dwarf habits, hardy and productive.

**YELLOW SUMMER CROOKNECK.**—A favorite in both home and market gardens. Fruits rather small, of bright orange color. Rich and buttery.

**HUBBARD.**—Excellent winter variety; well-known. Noted for the uniform good quality of its fine-grained and nutty-flavored flesh, and its good keeping qualities.

**BOSTON MARROW.**—Early spring and late fall variety; large oval; skin thin; when ripe, bright orange, with a netting of light cream-color; flesh rich salmon-yellow.



One ounce of seed will sow 100 feet of drill, 8 to 10 pounds for an acre.

**CULTURE.**—Good ventilation is necessary when grown under glass. Seed may be sown in hotbeds in January or February, plants should be thinned to 2 to 3 inches apart in the rows. Sow in the open ground in March, April and May in succession 10 days apart, in rows 8 to 12 inches apart. After the middle of June the demand is usually light. Use a light, rich soil as a crisp Radish cannot be grown in heavy soil. Radishes may also be sown during August and first half of September in open ground and early in October in frames or hotbeds. Radishes will mature in from three to four weeks, and should be eaten when small while they are tender and juicy.

**EARLY SCARLET TURNIP.**—A small, round, turnip-shaped radish, with small top and of quick growth.

**EARLY SCARLET TURNIP (White Tipped).**—A handsome, very early round sort, skin bright scarlet on top, and shading to white on bottom; crisp and fine; very popular.

**LONG WHITE VIENNA.**—A splendid white summer variety, tender and crisp, very popular with gardeners.

**CHARTIER.**—The best long red radish. Rots grow 6 to 7 inches long and about 1 inch in diameter. They are smooth, straight, bright red, with white tip. Very handsome and of fine quality. Remains for a long time before getting pithy.

**CINCINNATI MARKET (Glass)**—Of long scarlet type, brilliant scarlet, flesh crisp, brittle and very fine quality; tops small. Excellent for market purposes.

**WHITE ICICLE.**—This radish is undoubtedly the finest white radish grown. It is slender, pure white in color, and the tenderest of the long radishes. It is very early and thrives well in the South.

**FRENCH BREAKFAST.**—Olive-shaped, with white tip; crisp and tender.

**LONG SCARLET SHORT-TOP.**—Grows 6 to 8 inches long; is straight, smooth and bright scarlet, and is of best quality. It's an early radish, too.

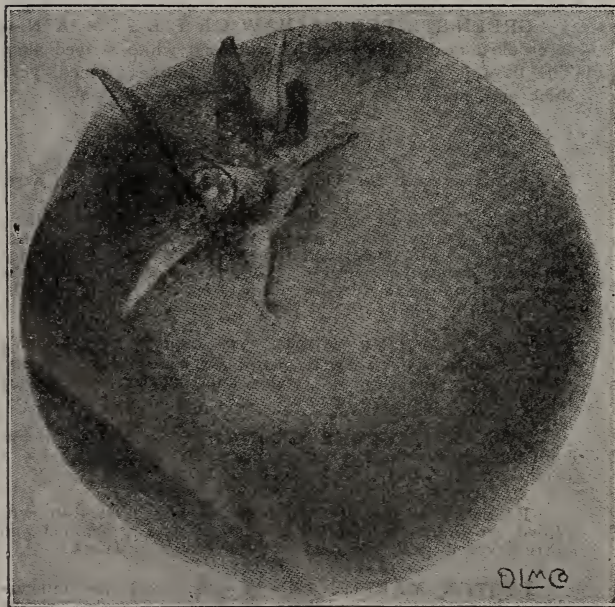
**CHINA ROSE WINTER.**—One of very best varieties. Roots 5 or 6 inches long and 2 inches in diameter. Bright rose color; flesh white, crisp and of mild delicate flavor.

**ROUND BLACK SPANISH WINTER.**—Roots round, sometimes top-shaped, 3 or 4 inches in diameter; skin black, flesh white. Fine for winter use as roots keep a long time.

## TOMATOES

One ounce of seed will produce from 3,000 to 4,000 plants.

**CULTURE.**—Sow seed in a box or hotbed early, and transplant at least once to get a good strong root growth. When danger of frost is over set in open ground 3 to 5 feet apart each way and cultivate thoroughly. Fruit may be had several days earlier by transplanting into small pots and then setting out the entire contents as soon as ground is warm. The varieties of Tomatoes described in this seed book comprise the very best kinds known to the trade and none are included that do not possess some merit.



Spark's Earliana

**JUNE PINK.**—One of the earliest. The tomatoes average three inches in diameter and are of excellent quality. The yield is heavy and continuous until the vines are cut down by frost.

**DWARF CHAMPION.**—Round, smooth and symmetrical; size medium, table quality superior; a good shipper. Good on black land and sandy land.

**SPARK'S EARLIANA.**—Very earliest large tomato. Is fully a week ahead of all others. The plants are strong and of vigorous growth, sets its fruit early. Plant Earliana for your earliest crop.

**EARLY ACME.**—Is one of the earliest good tomatoes for early or main crop. Fruit medium size, smooth red with a purplish tinge; ripens evenly, making it one of the best for market or family use.

**NEW DWARF STONE.**—Plants grow dwarf and stocky, like those of Dwarf Champion, and can be set out close together. Fruit is like Stone, large, solid, and deep red, and of fine quality. Ripens a little earlier than Stone.

**PEAR-SHAPED YELLOW.**—Fruit 2 in. long, 1 in. in diameter, used in pickling in unbroken form.

**PONDEROSA.**—Ripens quite early and continues fruiting until late in season; of immense size; solid, meaty, almost seedless; particularly desirable for the home garden. Mighty good for canning, too.

**McGEE.**—A wonderful tomato, both as to yield and quality. This fine variety was introduced in the South a few years ago, but we were reluctant about offering it to our trade before convincing ourselves that there was sufficient merit in this tomato to induce our handling the seed. Results have been most favorable, and this variety is already becoming extremely popular in the South. It is one of the most prolific bearers we have ever seen. The average weight of the tomato is about half a pound. The color is bright crimson, very solid, and of good flavor, producing few seeds and small cavities. For general appearance when served on the table few varieties can compare with it, and as a yielder none equal it.



One ounce will sow 200 feet of drill, one to two pounds for an acre.

**CULTURE.**—Soil for turnips should be rich and mellow. Sow in drills from 12 to 18 inches apart and 1½ inches deep, or sow broadcast; much larger crops of turnips can be obtained by drill culture. In this latitude, for main crop, the seed may be sown during August and the first part of September. Turnips are chiefly grown for autumn cropping, because ordinarily they thrive better in cool weather; during the hot months they are apt to run to leaf and make seed rather than bulbs. These hot weather tendencies of the turnip family have been overcome in a very few varieties, and among these the very best are the Extra Early Milans, which are especially suited for spring planting, and should be planted as soon as the ground can be cultivated in the spring.

**EXTRA EARLY PURPLE TOP MILAN.**—Very early, flat, smooth, medium size, with bright-purple top and few leaves.

**EARLY WHITE FLAT DUTCH.**—Smooth, flat, early white; makes quick growth, excellent quality.

**PURPLE TOP STRAP LEAF.**—Best table and stock turnip for fall planting.

**PURPLE TOP WHITE GLOBE.**—A very rapid growing sort with globular roots.

**POMERANIAN WHITE GLOBE.**—Valuable for both table and stock.

**COWHORN.**—Is an excellent variety, delicate and good flavored sort, and grows in favor both in the market and family garden; a distinct feature is its rapid growth. This variety is pure white, except a dash of green at the crown and in shape is long like the carrots, and generally crooked, hence its name.

**EARLY WHITE EGG.**—Quick-growing, egg-shaped variety, perfectly smooth, pure white, growing half out of the ground, with small top and rough leaves.

**SEVEN TOP.**—Cultivated exclusively in South for the tops, which are used for greens. It is very hardy and will grow all winter, but does not produce a good root.

**SOUTHERN PRIZE OR DIXIE.**—Very widely grown for winter greens. Also makes good sized and good quality turnips. Very hardy, cool weather variety.

## Yellow Fleshed Turnips

**YELLOW ABERDEEN.**—Sweet yellow turnip, tender, very productive and a hardy type, for early spring or fall planting.

**GOLDEN BALL.**—Very fine texture, sweetest and most delicious of the yellow flesh varieties; is of medium size, and makes rapid growth, matures early and keeps well. A superior table variety.

**AMBER GLOBE.**—Hardy, keeps well, good cropper, grows to a very large size. Very satisfactory Southwestern turnip.

## Rutabagas or Swedish

Fine Winter Feed for Hogs, Cows and Sheep

**PURPLE TOP YELLOW RUTABAGA.**—Best variety of Swedish turnip in cultivation. Hardy and productive, flesh yellow, or solid texture; sweet and well flavored; shape slightly oblong; terminates abruptly with no side or bottom roots; color deep purple above and bright yellow under the ground; leaves small, light green, with little or no neck; the most perfect in form, the richest in flavor and the best in every respect.



**SWEET PEA CULTURE.**—Spade deeply in well-drained soil and mix some ashes or lime with soil. Plant in trench 5 inches deep and cover 1 inch with sand or fine soil. When peas are well above ground fill trench and thin to stand 2 to 3 inches apart. Water once a week and cut frequently to keep plant flowering.

**CHOICE MIXED.**—Very good mixture of all standard sorts. See our price list.

**FANCY MIXTURE NAMED SORTS.**—Complete mixture of Grandiflora and Unwin types blended in proper proportions. See our price list.

**SPENCER VARIETIES MIXED.**—Blended in proper proportions, bright colors. See our price list.

## Nasturtiums


**NASTURTIUM CULTURE.**—Sow just after Spring frosts, one inch deep and pick seed balls as they form to continue blooming. Nasturtiums make beautiful borders for walks, flower beds or along fences, and the edges of the yard. 1 ounce will plant a 20-foot bed.

**TALL MIXED GARDEN.**—Grown not only for ornament but beautiful orange-colored flowers and foliage are used for garnishing and young leaves or shoots are excellent for salads. The green seed pods are greatly esteemed by many for use in mixed pickles. Will hide stump, or serve as borders along fences. See our price list.

**DWARF MIXED GARDEN.**—Same as above except that it grows in dwarf form. See our price list.

Each of these mixtures contains about 15 to 20 varieties and will afford abundant blossoms for your yard or your garden. Plant some of both kinds.

# ❖ WATERMELON ❖



**CULTURE.**—Watermelons give best results when planted on light, well-drained soils. The hills should be 8 feet apart each way and some well-rotted manure in each hill thoroughly worked into the soil. Plant the seed as soon as weather is warm and settled; 6 to 8 seeds should be planted in each hill, and after the plants are well established they should be thinned to 3 or 4 plants in each hill. Cultivation should be kept up until vines cover the ground. A few hills for early use may be grown in same manner as suggested under the heading of Muskmelons.

**GILBERT'S EXCEL**—Best General Purpose Melon on the Market—It is All Its Name Implies.—This is the shippers' melon. Is well adapted to Southern conditions and for a shipping melon it can't be beat. The rind is tough and will withstand the roughest use in transit, besides being a heavy cropper. It is a large, long, dark green melon with faint stripes making a quick seller on the market. Flesh red, very crisp, solid, and a wonderful early medium shipper.

**KLECKLEY SWEET.**—Is especially desirable for its fine flavor, is a long oval shaped watermelon with dark green rind. Flesh is scarlet, very firm, and of luscious quality and crisp texture. Is a good family melon, but the rind is too tender for distant shipping.

**TOM WATSON.**—Similar in appearance to Alabama Sweets, color of the rind somewhat darker. Tom Watson produces melons 18 to 30 inches long, by 8 to 12 inches in diameter and weighing from 20 to 60 pounds; the dark green rind is tough, but thin, and withstands shipment to distant markets. The deep red flesh extends to within three-fourths of an inch of the rind, is crisp, melting and of fine flavor; heart large with no sign of core.

**ALABAMA SWEET.**—This melon is now leading shipping melon, for it is of excellent quality and there is a great demand for a sweet luscious melon on the early market. Many melons shipped are lacking in quality.

A long shaped, dark skinned melon, flesh red. One of the first to come into the market, it being early, of strong growth and will bear longer than other melons. It is a light seeded melon and first class for shipping. Good size but not ungainly. Largely raised in the South where it brings extra prices. It is a splendid melon for profit as well as a sure cropper for home use.

**GEORGIA RATTLESNAKE OR GYPSY.**—One of the largest, oldest and most popular sorts, especially in the South. Fruit very long, of light green color, distinctively striped and blotched with a darker shade. Flesh bright scarlet, very sweet and tender. Vines large and vigorous. Seed nearly white.

**ANGEL KISS.**—Mottled silver-gray melon, with bright red flesh and delicious flavor. The melon grows from 18 to 20 inches in length and average weight about thirty pounds. It is oblong in shape, with a tough rind, and is very early. This and Sugar Stick are about the best melons with light-colored rind.

**HALBERT'S HONEY.**—One of most popular watermelons of the day. It has more good points—more real

quality than any other melon, making it so popular. Quality is what people want in a melon, sweet, fine flavored and juicy. Of course, a popular melon must have size and shipping quality. The Halbert's Honey has all these requirements, and you are missing a good thing if you are not growing Halbert's Honey. The finest of all watermelons for the home garden and local market. A wonderful improvement over the famous Kleckley Sweet, and is gaining favor wherever grown. Will ripen choice fruit even in the Northern states if planted in a good location.

The melons average 20 to 25 inches long and are full or bluntly rounded at both ends. The skin is a dark glossy green, flesh is a beautiful crimson, the rich coloring and luscious quality extends to the rind.

**GOLDEN HONEY.**—A beautiful, golden-fleshed melon. The flesh is a beautiful, glistening amber yellow, very tender, and has a most delicious flavor. It is medium early, of uniform large size, oblong shape, and of handsome appearance. The rind is light green, with mottled stripes. This melon has no hard core or stringy sections. The rind is thick and the seeds are large and white, some a small black tip. For several years our customers have been asking for a yellow fleshed melon and we offer the Golden Honey with full confidence that we shall please our patrons.

**COLORADO PRESERVING CITRON.**—It is immensely productive. Melons grow to large size, some weighing as high as 50 or 70 lbs. Flesh is firm and solid with very few seeds, and makes the finest kind of preserves. The melons will keep all winter and can be fed to stock the same as turnips and beets. They grow on most any kind of soil, stand dry seasons well and seem adapted to most climates.

**FLORIDA FAVORITE.**—Early good sized melon. Smooth, beautiful, long-shaped, dark green, dim stripes, medium rind, rather tough, making it a good shipper. Very fine quality, sweet and juicy. Fine melon for home or market garden.

**MOUNTAIN SWEET.**—Round size and dark green. Melons long, medium. Flesh is a dark rich red and very sweet.

**SWEETHEART.**—Large oval shaped. Pale green irregular lines in dark green. They ship well and are popular with market gardeners.

**P. & H. WATERMELON COLLECTION.**—Tom Watson, Halbert Honey, Kleckley Sweet, Georgia Rattlesnake, Alabama Sweet and Florida Favorite. 1 ounce each of these 6 varieties. Postpaid, 50c.

## IT PAYS TO PLANT GOOD SEEDS

All our Seeds are thoroughly re-cleaned. Every packet and every bag of Seeds you buy through this catalog are "1877 BRAND" Seeds. That means the Cream of Southwestern crops. Selected for high average yields and tested for purity and germination.

Our Cotton Seed is in Good Dry Condition



# P. & H. Special Poultry Foods Our Own "POLKADOT" Brand

Each of the foods listed below is a balanced ration; scientifically prepared from first-class grains, and properly proportioned.

Our POLKADOT Poultry and Chick Feeds are prepared right here in our own plant. Our Reputation and Reliability stand behind Every Bag we Send Out.

Many Poultry Raisers use only Our POLKADOT Feeds for their Hens and Baby Chicks.

SPECIAL POLKADOT POULTRY FOOD

SPECIAL POLKADOT CHICK FOOD


SPECIAL POLKADOT PIGEON FOOD

## MISCELLANEOUS FOODS

CHILI PEPPER SEED  
CRUSHED OYSTER SHELL  
FLINT GRIT  
CRYS-CO GRIT  
SUNFLOWER SEED (If you want Sunflower Seed in large quantity, write us for prices.)  
BEEF SCRAPS

MEAT MEAL  
POULTRY BONE  
BLOOD MEAL  
MEAT AND BONE MEAL  
CHARCOAL  
CANARY SEED  
CANADA PEAS

See Price List for Prices on these Foods



"POLKADOT"  
for Hens and Chicks

# Pratts

## Poultry and Stock REGULATORS

### Satisfaction Guaranteed or Money Refunded



Pratt's Poultry  
Regulator

This well known line of Poultry and Stock Remedies needs no introduction to our customers. You can depend on the results claimed for them by the makers.

PRATT'S ANIMAL REGULATOR.—Fattens poultry and makes hens lay. Packages, 30c and 60c.

PRATT'S ANIMAL REGULATOR.—For horses, mules, cows, sheep and hogs. Packages, 30c, 60c and \$1.20.

PRATT'S FLY CHASER.—For horses, cows, mules and hogs. 2 quarts, 90c; 1 gallon, \$1.50.




Pratt's Animal  
Regulator

|                         | Prices |                                  | Prices     |
|-------------------------|--------|----------------------------------|------------|
| Lice Ointment .....     | 25c    | Heave, Cough and Cold Cure ..... | 50c        |
| Healing Ointment .....  | 25c    | Lice Killer .....                | 25c        |
| Roup Cure .....         | 25c    | Hog Worm Powder .....            | 50c        |
| Cholera Remedy .....    | 25c    | Egg Producer .....               | 50c—\$1.00 |
| Bronchitis Remedy ..... | 25c    |                                  |            |

These Prices Subject to Change—See Our Price List

Surcropper and King's Golden Corn on Pages 7 and 8



Grit and Shell Boxes

Sand Box

## MOE'S GRIT AND SHELL BOXES

Grit, shell and charcoal have now become a recognized essential part of the diet, insuring healthy fowls. They cannot be more economically supplied than in one of our inexpensive compartment boxes. Can also be used as a feed hopper for little chicks. Made of heavy galvanized iron in three sizes.

- No. 45—For baby chicks.
- No. 9—For grown birds.
- No. 90—For grown birds.

See Latest Price List For Prices

## DRY MASH HOPPERS

Large in capacity and small in price. Does away with all trouble of feed clogging, no matter how coarse. The gradual enlargement to the base, together with the vibration of the fowls feeding from the trough will force the feed downward. It is a great feed saver. Every safeguard has been placed in the construction of the trough to prevent


the birds from throwing out the feed. A trial will convince you that it is a hopper of the greatest merit. Manufactured of heavy galvanized iron in three sizes.

- No. 35—8½ in. wide, 12-quart capacity.
- No. 36—12 in. wide, 18-quart capacity.
- No. 37—24 in. wide, 36-quart capacity.

## MOE'S ROUND BABY CHICK FEEDER

Pure food for the baby chicks. A great feed saver, as the little chicks cannot get into it and contaminate the feed. Cannot be upset. Can also be used for water or milk. This is a practical, well-made feeding device that will last for years. Manufactured in two sizes.

- No. 11—6 inches in diameter, 8 feeding holes. See latest price list.
- No. 12—8½ inches in diameter, 12 feeding holes. See latest price list.




No. 11 Feeder

## SANITARY FEEDING TROUGHS

Can be used for feed, wet mash or water. Barred top prevents wasting of feed, and if used for water, does away with the little chicks drowning. The feed saved by using this trough will more than pay for itself in a few weeks. Made of the best grade of galvanized iron in three sizes, namely:

- No. 21—12 inches long.
- No. 22—18 inches long.
- No. 23—24 inches long.

See Our Price List



Troughs Nos. 21 and 22

## MOE'S KEY RING LEG BANDS


Made of celluloid in six sizes and ten colors. Very durable and simple to install. Made in the following sizes:

Asiatic  
 Bantam

American  
 Pigeon

Mediterranean  
 Baby Chick

See Our Latest Price List



Moe's 20th Century  
 Egg Tester

## MOE'S TWENTIETH CENTURY EGG TESTER

Do not pay for bad eggs. Test them before breaking and return the bad ones to your dealer. Collapsible, convenient, necessary and inexpensive.

Shipping weight per dozen, 4 lbs. See Price List.

IT PAYS TO PLANT OUR "1877 BRAND" SEEDS—ASK THE MAN WHO PLANTS THEM

**POULTRY DRINKING FOUNTAINS**

**MOE'S TOP-FILL FOUNTAINS**

Fill in the morning and your chickens have an all day's supply of pure water at just the right temperature.

The double wall keeps water cool in summer and retards freezing in winter. No valves to get out of order. Thoroughly sanitary and easily cleaned. Can be hung up out of the litter and the square pan prevents spilling. The square pan also affords drinking facilities for two pens at the same time. Fills from the top. Prevents all spilling and slopping over when being filled. Most popular fountain. Manufactured of heavy galvanized iron in three sizes and packed in individual containers.

- No. 1—1-gallon capacity, shipping weight 4 lbs.
- No. 2—2-gallon capacity, shipping weight 5 lbs.
- No. 4—4-gallon capacity, shipping weight 8 lbs.


**BOTTOM-FILL FOUNTAINS**

**A GENERAL UTILITY FOUNTAIN AT A LOW PRICE**

Made in two pieces. Easily cleaned, and, owing to its shape, it will not burst from freezing. This fountain fills the breeder's needs for an inexpensive fountain. Made of the best grade of galvanized iron in three sizes.

**SIZE**

- No. 19—About 1-quart capacity.
- No. 20—About 1/2-gallon capacity.
- No. 24—About 1-gallon capacity.



Moe's Top-Fill Fountain




Bottom-Fill Fountain


**MOE'S STAR JAR FOUNTAIN AND FEEDER**

The most simple, practicable and durable Mason Jar Fountain on the market. Will fit pint, quart or one-half gallon Mason Jar. Manufactured of one piece of non-rusting metal. No parts to come unsoldered. Leaking impossible. Convenient, cheap and sanitary. Provides greater drinking surface than the round fountain. Little chicks cannot get drowned. Can be used for feed as well as water. Manufactured in one size only.

No. 32 without the jar.



Moe's Star Jar Fountain and Feeder



**Diamond Parcel Post Egg Carriers**

**EGG CASES**

**"DIAMOND BRAND" PARCEL POST EGG CARRIERS**

A broken egg is a wasted egg. Make your shipments in Diamond Parcel Post Egg Carriers. Postmasters, express agents, producers and consumers have given the Diamond Parcel Post Egg Carrier every possible test and find it perfectly designed for the protection of eggs in transit. Take no chances on breakage, be sure of safe delivery. Eggs have been shipped from Carey, Ohio, to Moscow, Russia, without a crack—more than half way round the world by ship and rail in a Diamond Safe Delivery Egg Carrier.

**LONG-DISTANCE EGG SHIPMENT**

"Some time ago, Edward Davidson, breeder of Barred and Buff Rocks and Rouen Ducks, near Carey, received an order for eggs from Moscow, Russia. The eggs were packed in Diamond egg boxes, made in Minneapolis, just as we had been packing eggs all through the season. A couple of months later, Mr. Davidson received word that the eggs had arrived there safely—none broken.

We believe this shipment establishes a new record for

safe long-distance egg shipments. It surely does if weight of package is considered.

The "DIAMOND" is the strongest and simplest cardboard egg shipping case we can get. Furnished in hatching sizes for 15, 30, 25, 50 and 100-egg sizes, and Parcel Post Boxes 1, 2, 3, 4, 5, 6 and 8-dozen sizes.

**BULIS EGG-SHIPPING CASE**

Also a first-class durable cardboard shipping box.

**NEST EGGS**

We carry the regular china nest eggs, and medicated nest eggs.

**BUCKEYE INCUBATORS**

We can furnish you any size BUCKEYE Incubator. If you want a good incubator we recommend Buckeye as the Simplest, Surest and Safest. Write us what size you want and we'll take pleasure in giving you information and quoting prices.

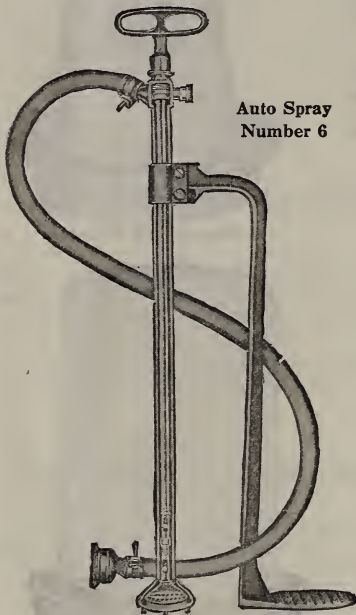


**McCANDLISH IMPROVED CHICK FEEDER**

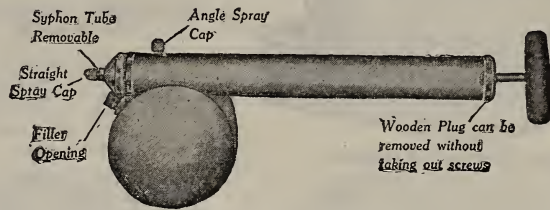
**FEEDER AND WATER TROUGH COMBINED**

The handiest and best feeder we have ever seen.  
 Has adjustable partition so different feeds can be put in at the same time or feed in one section and water in the other.  
 Made of galvanized iron. Smooth turned-in edge, can't capsize; waste impossible.  
 Can be screwed to floor in cage for rabbits or guinea pigs.  
 Revolving rod at top prevents chicks from perching on top and makes feeder absolutely sanitary. This rod can be removed for rabbits and other animals.  
 Lengths, 12, 20 and 30 inches. See price list.

**Brown's Auto-Sprays for Poultry House and Garden**



**Auto Spray  
 Number 6**



**Brown's AUTO-SPRAY No. 25—One Quart Size**

The Auto-Spray No. 25 operates continuously on both the up and down stroke and throws a fine misty spray. Will handle all solutions, insecticides and disinfectants. Used in the greenhouse, garden, window garden, for rose bushes, and in the poultry house. Pump cylinder, 12 inches long, retained by special process and is non-corrosive where it comes in contact with solution. Plunger rod, copper-plated steel.  
 Two spray caps—one straight, the other at an angle for reaching under leaves or spraying directly down. Construction of tank permits the sprayer to be operated at any angle, and it will not tip over when filling.

**BROWN'S AUTO-SPRAY NO. 6**

**JUST PUT IN A BUCKET OF SOLUTION—AND PUSH**  
**DOUBLE-ACTING**, sprays perfectly on both the up and down strokes. About one-half the energy is required as with an ordinary pump. Saves labor and time. High Pressure Cylinder very small in diameter, requiring little effort to generate 200 pounds pressure. Brass Suction Strainer as well as the strainer in the nozzle; hence, any sediment or dirt is twice prevented from clogging the nozzle. The pump and valves complete, are made entirely of Brass. Adaptability.—This pump has foot-rest 16 inches high, enabling the operator to use almost any bucket or container. Simple.—This powerful pump can be taken apart and reassembled without any tools. Auto-Spray No. 6 is equipped with malleable iron foot-rest, with a clearance of 16 inches, big, easy-grip iron handle. Brass suction strainer is made of brass casting and screen of large surface. Hose 3 feet in length, extra quality. Each pump is furnished with two nozzles, one for solid stream and the other for throwing a fine mist spray.  
 For Prices on Brown's Auto-Sprays—See Our Price List.

**No. 17 PLANET Jr. Single Wheel Hoe**


**PACKED WEIGHT, 24 LBS.**

Equipment:  
 One pair of 6-inch hoes. } All oil tempered.  
 Three steel cultivator teeth.  
 One large garden plow.

**NO. 17.**—All that has been said regarding Planet Jr. wheel hoes is equally true of No. 17. The three sets of attachments which go with it are all finest of their kind. An outfit sufficient for most garden work. You can do more and better work with it in one day than you can do in several days with a hand hoe.

**THE HOES** exchange sides to work to or from the row, and change of wheel regulates the depth. The hoes are constantly useful throughout the season.

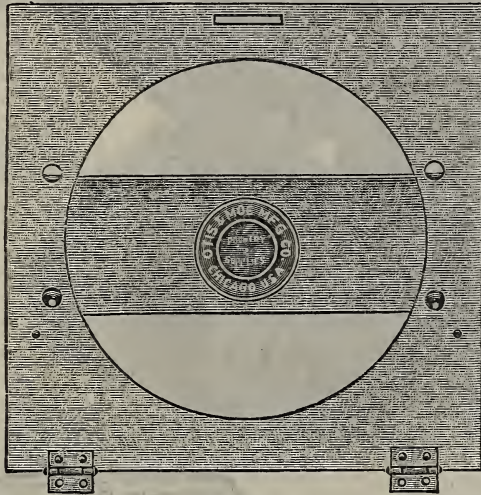
**CULTIVATING TEETH** are one piece of steel and work admirably, are changeable for pitch and useful for marking out rows.



**PLANET JR. No. 17—See Price List**

Should you be interested in any size of Planet Jr. Implements, we will, on request, be glad to send you a complete description and quote prices.

## Moe's Trap Nest Front



This new, inexpensive and useful device meets a popular demand, as it places trap nests within the reach of all. Two of these and an ordinary orange box can be converted into a double trap nest at a very small cost that will answer the purpose as well as the more expensive trap nests. They are simple in operation, with no small parts to get out of order. The front works on hinges, making it easy to remove the birds or clean the nest. They also give the breeder the opportunity of using the size nest best adapted to his birds with a uniform trap feature and suitable for any

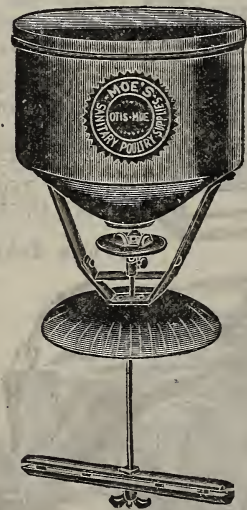
breed. Manufactured from galvanized iron, 11 inches wide, 12 inches high.

## Moe's Feeder and Exerciser


All you have to do is to fill the hopper once a week and let the chickens do the rest.

It is adjusted to all sizes of flocks and all size chickens. Absolutely guaranteed to be rat and bird-proof, rain and damp-proof. Increases egg production and fertility of the eggs.

Automatic feeders save more time and more feed than any other appliances in the poultry yard. Good automatic feeders are always ready to feed the chickens just as often and as much as they want to eat, and making them scratch and exercise in order to get it; therefore, you can rest assured that you will get the maximum efficiency out of your hens at a minimum expense.



## Moe's Square



## Brood Coop

A complete home for the hen and her brood. Manufactured with removable bottoms for sanitation. A combination door for ventilation, to keep the hen inside, give the little chicks their liberty, for absolute protection against animals and weather, and to keep chicks in, all in one. Manufactured of heavy galvanized iron and are collapsible.

**STANDARD GRAIN,  
 BEAN AND SEED  
 CLEANERS**

Every farmer should have a Seed Cleaner on his farm. It will pay for itself, and many times over, the first season. Recleaned seeds always command a much higher price than thresher run—why not reclean the seeds you have for sale and increase your profit. We handle the "STANDARD" Cleaners of various sizes, either hand or power-driven. See price list.

**"BLACK LEAF 40"  
 Nicotine Sulphate—40%  
 Nicotine**



This is the insecticide that is so highly recommended by Experiment Stations. It destroys Aphis (plant lice), Thrips, Leafhoppers on all tree, bush and vine fruits,

vegetables, field crops, flowers and shrubs; also Apple Red Bug, Pear Psylla and similar soft-bodied sucking insects—all without injury to foliage. May be combined with other sprays. Highly concentrated. Soluble in water—easy to mix—does not clog nozzles.

You can not go wrong by ordering "Black Leaf 40" for sucking insects.

- 1 oz., \$0.25, makes 6 gallons spray.
- ½ lb., 0.75, makes 40 to 120 gals. spray.
- 2 lb., 2.50, makes 800 to 500 gals. spray.
- 10 lb., 10.75, makes 800 to 2500 gals. spray.

Prices Subject to Change—See Price List.



**CAHOON  
 BROADCAST  
 SEED SOWER**

A very accurate and durable hand Seed Sower. Will last a lifetime. Larger in size than the "Cyclone" Seed Sower, and will distribute the seed over a larger area.

PRICE—See Price List.

**THE CYCLONE SEEDER**

FIFTY ACRES in a ten-hour day—seeded evenly, thoroughly and easily. That is what YOU can do with a Cyclone Seeder.

Use it with any seeds that can be sown broadcast—or with ground bone, ashes or fertilizers—a CYCLONE will pay for itself in three hours' work! Because its absolutely even distribution will make three bushels do the work of four.

**THE PARTS THAT DO THE BUSINESS**

1. **SLOPE FEED BOARD.**—A very important feature found only in the Cyclone. Keeps the hopper properly filled without tilting the machine. Insures a uniform flow and affords a great convenience to the operator in carrying the seeder.
  2. **AUTOMATIC FEED ADJUSTMENT.**—Gives positive Force Feed throughout. Quickly adjusted for different seeds. Flow can be started or stopped instantly by the touch of a lever. Can't clog or "rush." No waste of seed.
  3. **STRONG AND RIGID DISTRIBUTING WHEEL.**—Scatters seed evenly. Throws equal amounts to equal distances on each side of the operator. Made of metal—with no soldered joints.
- Guaranteed by the maker—See Price List.



**INSECT DESTROYER**

**HAMMOND'S SLUG SHOT**  
 Non-poisonous and very effective. See price list.

**WIZARD BRAND  
 FERTILIZER**

For those who desire to purchase commercial Fertilizer, we take pleasure in recommending "Wizard Brand"—it is all Fertilizer. Nitrogen, 6 per cent; Phosphoric Acid, 9 to 10 per cent; Potash, 5 per cent. See price list.









# The John Richardson

Garden Seed Collection

for a

## Large Family Garden

This Collection Carefully Selected and Endorsed for The Southwestern Garden by John Richardson—a Professional Gardener of 20 Years' Experience in the Southwest:

|                                     |                               |
|-------------------------------------|-------------------------------|
| BEANS—Burpee's Stringless Green Pod | OKRA—Perkins Long Red         |
| BEANS—Wardwell's Kidney Wax         | ONION—Red Weathersfield       |
| BEETS—Detroit Dark Red              | PEAS—American Wonder          |
| CABBAGE—Charleston Wakefield        | RADISH—Long Scarlet Red Top   |
| CORN—Golden Bantam                  | TOMATO—Dwarf Stone            |
| CUCUMBER—Klondike                   | TURNIP—Pomeranian White Globe |
| LETTUCE—Early Curled Simpson        | WATERMELON—Halbert Honey      |
| MUSTARD—Ostrich Plume Curled        | P. & H. Planting Guide—25c.   |



Total Value -----\$1.75  
This large garden collection Prepaid to you----- 1.25

### John Richardson Gets Good Results from P. & H. Seeds

I've planted your Garden Seeds for several years, and they are as good as I can get anywhere. Your Beans and Peas and Onions are fine. I get several crops of them every year. Your Mustard and Spinach Seed have always done well, and your Beets are the finest in the world.


I plant your Seven Top Turnips in July for my early fall turnips, and in August I plant your White Flat Dutch and get hardy winter turnips that'll stay in freezing ground, and I pull them just as I need them.

I always have a big garden and sell lots of truck in town. Have been a gardner about twenty years, and have studied it right smart, and I find that a whole lot depends on the kind of seeds you get.

JOHN RICHARDSON,  
Sherman, Texas.

## P. & H. Dollar Garden

Selected for the Small and Medium Garden  
Every Variety Chosen for Its Quality



|                                |
|--------------------------------|
| BEANS—Improved Red Valentine   |
| BEANS—Kentucky Wonder Pole     |
| BEETS—Crosby's Egyptian        |
| CABBAGE—Early Jersey Wakefield |
| CORN—Adam's Early              |
| CUCUMBER—Early White Spine     |
| LETTUCE—Prizehead              |
| ONION—White-Yellow Bermuda     |
| PEAS—Early Alaska              |
| RADISH—White Icicle            |
| SQUASH—Boston Marrow           |
| TOMATO—Spark's Earliana        |
| TURNIP—Purple Top White Globe  |
| WATERMELON—Tom Watson          |
| P. & H. Planting Guide—25c.    |

Total value - - - - - \$1.50

ONE DOLLAR BRINGS  
THIS COLLECTION  
TO YOU

Price Prepaid \$1.00


P & H  
SEEDS

Southern Seeds for Southern Fields

P & H  
SEEDS

Don't  
Worry!

Conkey  
Will Cure  
Me.



COPYRIGHT 1908 BY THE G. E. CONKEY CO.  
CONKEY'S POULTRY REMEDIES