

D

629

U675

1919b

THE WORK  
OF THE  
AMERICAN RED CROSS  
DURING THE WAR

A STATEMENT OF  
FINANCES AND ACCOMPLISHMENTS

FOR THE PERIOD

JULY 1, 1917 TO FEBRUARY 28, 1919



AMERICAN RED CROSS  
WASHINGTON, D. C.





Class II 629  
Book 2645  
1919b









Red cross. U.S. American National Red cross.  
" 76 War council.

THE WORK  
OF THE  
AMERICAN RED CROSS  
DURING THE WAR

101.8  
203

A STATEMENT OF  
FINANCES AND ACCOMPLISHMENTS  
FOR THE PERIOD  
JULY 1, 1917 TO FEBRUARY 28, 1919

7  
11  
12  
13  
14

AMERICAN RED CROSS  
WASHINGTON, D. C.

OCTOBER, 1919

11629  
26A5  
1919

n. of D.  
OCT 25 1919  
JUL 25 1919





JP 22 MAR, 20

## FOREWORD

*To the American People :*

Herein is contained in the form of figures a report of money contributed and expended, as well as the work done by the American Red Cross, during the period in which the War Council was in control of its affairs. It was the practice of the War Council to give complete publicity to its policies and finances, but it is only now that a picture of the war period as a whole can be presented. It is the feeling of the War Council that a report in this summarized form should be made directly to the public which provided the money and gave the effort which made the American Red Cross a success.

Immediately the armistice was signed the War Council prepared to turn over the direction of affairs to the Executive Committee as the permanent head of the American Red Cross. The report herein contained therefore brings the affairs of the Red Cross only up to March 1, 1919. On that date the War Council relinquished its authority. The work, however, of the American Red Cross was going on at a very rapid pace. The war work proper, incident to the military effort, was on an extensive scale long after hostilities ceased, and as the spring months revealed the conditions brought about by war, especially in Eastern Europe, the American Red Cross was face to face with obligations of large proportions on behalf of humanity. There was widespread suffering which we alone were in a position to relieve.

A statement of the American Red Cross effort and finances since the War Council relinquished its control will be made to the public through the Executive Committee, and it is important therefore that the fact that this report covers the period only until March 1, should be carefully noted.

The American Red Cross has wrought both largely and nobly, yet those who have been associated so intimately with its activities during the war and have witnessed the outpouring of service which it brought forth from all classes of people, cannot but feel that in time of peace

the Red Cross will realize a yet larger destiny. This is not the place to detail these opportunities of the future, but it is a fitting occasion to repeat the happy phrase recently uttered by Cardinal Mercier in connection with the work of the American Red Cross:

“Such a national inspiration should be captured and held for the benefit of all mankind.”

H. P. DAVISON  
*Chairman, War Council*

## TABLE OF CONTENTS

	Page
Foreword . . . . .	iii
List of diagrams . . . . .	viii
List of tables . . . . .	viii
List of maps . . . . .	x
Statement of Red Cross accomplishments . . . . .	xi
Chapter I. Summary of Financial Operations . . . . .	I
General . . . . .	I
Chapter finances . . . . .	3
Finances of national headquarters . . . . .	4
II. Membership and war drives . . . . .	9
General . . . . .	9
Membership . . . . .	9
Summary . . . . .	9
Adult membership . . . . .	11
Junior membership . . . . .	12
Revenues from membership . . . . .	15
War drives . . . . .	16
III. Work in the United States . . . . .	21
General . . . . .	21
Chapter activities . . . . .	21
Production of relief articles . . . . .	21
Home service—work for the families of soldiers and sailors . . . . .	25
Canteen service . . . . .	27
Motor corps service . . . . .	31
Red Cross Work in Spanish influenza epidemic . . . . .	31
Instruction in first aid . . . . .	32
Activities of the national and divisional organizations . . . . .	32
Nursing service . . . . .	32
Camp service . . . . .	33
Sanitary service . . . . .	38
Communication work . . . . .	40
Disaster relief . . . . .	40
Life-saving work . . . . .	41
Organization of base hospitals . . . . .	41
Organization of ambulance companies . . . . .	41

	Page
Other medical and hospital work . . . . .	42
Red Cross Institute for Crippled and Disabled Men . . . . .	42
Red Cross Institute for the Blind . . . . .	43
Supplies operations in the United States . . . . .	43
Personnel . . . . .	45
The administrative organization in the United States . . . . .	47
IV. Work in France . . . . .	49
General . . . . .	49
Hospital and medical work, with armies and navy . . . . .	51
Hospitals for American and Allied troops . . . . .	51
Convalescent homes for American soldiers . . . . .	52
Dispensaries and infirmaries for American soldiers . . . . .	53
Hospital supply service for American Army . . . . .	53
Red Cross supply service for French hospitals . . . . .	53
Production and supply of splints . . . . .	54
Production and supply of nitrous oxide and oxygen . . . . .	54
Reconstruction and re-education . . . . .	55
Canteens . . . . .	56
General . . . . .	56
Front-line canteens . . . . .	56
Line of communication canteens . . . . .	57
Aviation canteens . . . . .	57
Evacuation hospital canteens . . . . .	58
Metropolitan canteens . . . . .	58
Recreational and welfare service for soldiers and sailors . . . . .	58
Home and hospital service for soldiers and sailors . . . . .	59
Hospital farms and gardens . . . . .	59
Hospital recreational huts . . . . .	60
Home communication service . . . . .	60
Grave photography . . . . .	61
Civilian relief . . . . .	61
Relief of refugees . . . . .	61
Relief of French soldiers' families . . . . .	62
Children's relief work . . . . .	63
Anti-tuberculosis work . . . . .	63
Other activities . . . . .	64
V. Work Elsewhere Overseas . . . . .	65
General . . . . .	65
Belgium . . . . .	66
Soldiers' relief service . . . . .	66
Relief of children . . . . .	67
Relief of civilians . . . . .	67

## CONTENTS

vii

	Page
Italy . . . . .	68
Service for American soldiers and sailors . . . . .	68
Medical and hospital service for the Italian Army . . . . .	69
Ambulance service for the Italian Army . . . . .	69
Canteen service for the Italian Army . . . . .	69
Relief of refugees . . . . .	71
Care of children . . . . .	72
Other activities . . . . .	72
British Isles . . . . .	72
Hospital service . . . . .	72
Camp and canteen service . . . . .	73
Care of the shipwrecked . . . . .	75
Other activities . . . . .	76
Switzerland . . . . .	76
Prisoners' relief service . . . . .	77
Relief of civilians . . . . .	79
Balkan States . . . . .	79
Roumania . . . . .	80
Serbia . . . . .	81
Russia . . . . .	82
Siberia . . . . .	83
Medical service . . . . .	83
Camp service . . . . .	85
Refugee relief . . . . .	86
Palestine and Near East . . . . .	86
Other activities overseas . . . . .	90

## DIAGRAMS, TABLES, AND MAPS

### LIST OF DIAGRAMS

	Page
Diagram 1. Disposition of the average dollar spent by A. R. C. . . . .	3
2. Value and distribution, by classes, of chapter-produced articles . . . . .	22
3. Home service rendered to families of soldiers and sailors . .	26
4. Purchased supplies shipped overseas for Red Cross work, classified by kind and value . . . . .	44
5. Hospital days in Red Cross military hospitals in France, during months of America's most active service . . . . .	52
6. Thousands of drinks served in Red Cross canteens at the front, by months . . . . .	56
7. American prisoners in German and Austrian prison camps aided by the Red Cross . . . . .	77

### LIST OF TABLES

Table 1. Combined financial operations A. R. C. as a whole . . . . .	2
2. Chapter financial operations . . . . .	3
3. National headquarters financial operations . . . . .	5
4. Fund balances, national headquarters . . . . .	6
5. Resources composing fund balances, national headquarters . .	7
6. Adult membership, compared with population, by States . . .	11
7. Junior Red Cross members and percentage of membership to school population, by States . . . . .	14
8. Collected contributions, first and second war drives combined, with comparisons by States . . . . .	18
9. Collections in foreign countries, first and second war drives . .	20
10. Classification of relief supplies produced by chapter workers . .	23
11. Distribution of chapter-produced relief supplies . . . . .	23
12. Classified list of relief articles produced by the Junior Red Cross	25
13. Refreshments served free by Red Cross canteens in U. S. . . .	29
14. Supplies distributed free by Red Cross canteens in U. S. . . . .	29
15. Hours of service of Red Cross motor corps workers in U. S. . .	31
16. Red Cross buildings in camps in U. S. . . . .	34
17. Some of the principal articles distributed free in camps and hospitals in U. S. by the Red Cross . . . . .	35

	Page
18. Hospital services in U. S. . . . .	36
19. Home service cases in camps in U. S. . . . .	36
20. Red Cross sanitary service in the prevention of malaria in U. S. . . . .	38
21. Red Cross sanitary inspections . . . . .	38
22. Public health nursing within sanitary zones . . . . .	39
23. Classification of principal disasters in which the Red Cross rendered aid . . . . .	40
24. Supplies transactions in U. S. . . . .	43
25. Tons of supplies shipped from U. S. overseas for Red Cross work . . . . .	45
26. Schedule of personnel and salaries of the national organization . . . . .	46
27. Appropriations for cash expenditure in France . . . . .	51
28. Work in twenty-four Red Cross military hospitals in France . . . . .	52
29. Red Cross production and supply of nitrous oxide and oxygen . . . . .	54
30. Red Cross aid to French mutilés . . . . .	55
31. Red Cross aid to disabled American soldiers in France . . . . .	55
32. Summary statistics of Red Cross canteens in France . . . . .	56
33. Red Cross line of communication canteens . . . . .	57
34. Red Cross aviation canteens . . . . .	57
35. Red Cross canteens in evacuation hospitals . . . . .	58
36. Red Cross metropolitan canteens . . . . .	58
37. Red Cross hospital farms and gardens in France . . . . .	60
38. Red Cross moving pictures for hospitals . . . . .	60
39. Red Cross home communication service in France . . . . .	61
40. Relief of French refugees . . . . .	62
41. Children's relief work in France . . . . .	63
42. Anti-tuberculosis work in France . . . . .	64
43. Appropriations for cash expenditure elsewhere overseas . . . . .	66
44. Red Cross work among refugees in Italy . . . . .	71
45. A few of the supplies distributed by the Red Cross among refugees in Italy . . . . .	71
46. Some of the principal articles distributed free to American soldiers and sailors in the British Isles . . . . .	73
47. Supplies furnished American prisoners . . . . .	78
48. Hospitals operated by the Red Cross in Siberia . . . . .	84
49. Supplies distributed by the Red Cross in Western Siberia . . . . .	85
50. Refugee relief work of the Red Cross in Siberia . . . . .	86
51. Medical service of the Red Cross in the Jerusalem district . . . . .	87
52. Red Cross work among children in the Jerusalem district . . . . .	89
53. Red Cross industrial and agricultural service in the Jerusalem district . . . . .	89



LIST OF MAPS

Map	1.	3724 Red Cross chapters by States and divisions . . . . .	8
	2.	Percentage of adult membership to population, by States . . . . .	10
	3.	Percentage of school children of the United States who were Junior Red Cross members, by States . . . . .	13
	4.	Per cent. to wealth of combined collections in both Red Cross war drives, by States . . . . .	17
	5.	Value of chapter-produced articles, by divisions, per chapter member . . . . .	24
	6.	3618 home service sections, by States . . . . .	28
	7.	700 Red Cross canteens in U. S. . . . .	30
	8.	339 military and naval stations in U. S. where camp service was conducted . . . . .	34
	9.	37 Red Cross sanitary units in U. S. . . . .	37
	10.	551 stations from which the Red Cross rendered service in France . . . . .	50
	11.	141 stations from which the Red Cross rendered service in Italy . . . . .	70
	12.	329 stations from which the Red Cross rendered service in the British Isles . . . . .	74
	13.	25 stations from which the Red Cross rendered service in Switzerland . . . . .	76
	14.	13 stations from which the Red Cross rendered service in Roumania . . . . .	81
	15.	22 stations from which the Red Cross rendered service in Siberia . . . . .	84
	16.	54 stations from which the Red Cross rendered service in Palestine and the Near East . . . . .	88



PRINCIPAL ACCOMPLISHMENTS OF THE  
AMERICAN RED CROSS DURING  
THE WAR

Contributions received (money and material) . . . . .	\$400,000,000
Red Cross members: Adults 20,000,000	
Children 11,000,000 . . . . .	31,000,000
Red Cross workers . . . . .	8,100,000
Relief articles produced by volunteer workers . . . . .	371,500,000
Families of soldiers aided by home service in U. S. . . . .	500,000
Refreshments served by canteen workers in U. S. . . . .	40,000,000
Nurses enrolled for service with Army, Navy, or Red Cross	23,822
Kinds of comfort articles distributed to soldiers and sailors in U. S. . . . .	2,700
Knitted articles given to soldiers and sailors in U. S. . . . .	10,900,000
Tons of relief supplies shipped overseas . . . . .	101,000
Foreign countries in which Red Cross operated . . . . .	25
Patient days for soldiers and sailors in Red Cross hospitals in France . . . . .	1,155,000
French hospitals given material aid . . . . .	3,780
Splints supplied for American soldiers . . . . .	294,000
Gallons of nitrous oxide and oxygen furnished hospitals in France . . . . .	4,340,000
Soldiers served by Red Cross canteens in France . . . . .	15,376,000
Civilian refugees aided in France . . . . .	1,726,000
American convalescent soldiers attending Red Cross movies in France . . . . .	3,110,000
Wounded soldiers carried by Red Cross ambulances in Italy	148,000
Children cared for by Red Cross in Italy . . . . .	155,000



# I

## SUMMARY OF FINANCIAL OPERATIONS

*For Twenty Months Ending February 28, 1919*

### GENERAL

To present a complete picture of Red Cross financial operations it is necessary to bring together figures for national headquarters (including divisions and overseas commissions) and for all chapters.

Each chapter is substantially autonomous in financial affairs. A proportion of "war-drive" contributions and of membership dues collected within its territory is retained by each chapter—the balance going to national headquarters—and it obtains other revenues through special contributions, proceeds from entertainments, sales, etc. The funds so obtained are used in operating canteens, home service work, production of relief articles and the thousand helpful local tasks that fall to the chapter.

The funds received by national headquarters finance all overseas relief work, and the important tasks carried on in the United States, such as service to soldiers in all military establishments and hospitals etc., of a nature placing them outside the field of chapter activities; also, the cost of maintaining the necessary central organization, transportation both of relief supplies and personnel, and countless similar items.

It will be clear from the above that the fields naturally covered by the two sets of figures are not generally similar, so that combined figures can be given only to a limited extent. Unlimited details can be given for each group separately.

The following table shows the revenues and expenditures of chapters and national headquarters combined for the twenty months ending February 28, 1919, round figures being used for simplicity:

Table 1

## COMBINED FINANCIAL OPERATIONS

## A. R. C. AS A WHOLE


*Twenty Months Ending February 28, 1919*

Revenues (including balance July 1, 1917)				
National headquarters . . . . .				\$263,000,000
Chapters . . . . .				137,000,000
Total . . . . .				<u>\$400,000,000</u>
Expenditures				
	National		Cost of Chap-	
	Headquarters	Chapters	ter-Produced	Total
			Articles	Expenditures
			Distributed	
France . . . . .	\$57,000,000		\$25,000,000	\$82,000,000
Elsewhere overseas . . . . .	64,000,000		8,000,000	72,000,000
United States . . . . .	48,000,000	\$43,000,000	28,000,000	119,000,000
Totals . . . . .	<u>\$169,000,000</u>	<u>\$43,000,000</u>	<u>\$61,000,000</u>	<u>\$273,000,000</u>
Balance, February 28, 1919				
National headquarters—cash . . . . .				\$41,000,000
National headquarters—supplies . . . . .				53,000,000
Chapters . . . . .				33,000,000
Total . . . . .				<u>\$127,000,000</u>

In connection with this balance of \$127,000,000 on hand on February 28 several things must be borne in mind, because this figure gives no indication of the greatly reduced amount which will probably be available eight months later. This is true because the cash in the hands of chapters supplied local needs during the spring and summer; and the supplies in the hands of divisions and overseas commissions represented work undertaken before February 28. On that date they were being utilized as rapidly as possible in completing these old obligations. The \$41,000,000 unappropriated cash then in the hands of headquarters represented the only resource available for new undertakings or for carrying on the great bulk of the work for which no further financial provision had then been made; the obligations of the Red Cross committed it to continuing service in practically every line of activity, and many of these activities continued to expand for a period; indeed by the very nature of the case expenditures concerned

with the return of our soldiers and the caring for the recreational needs of the sick and wounded did not reach their zenith until a somewhat later date.

The main distribution of all expenditures is indicated graphically below, on the basis of the above figures:



#### CHAPTER FINANCES

The growth in chapters during the war period was in keeping with the enormous growth in membership. The simple statement that on February 28, 1919, there were 3,724 chapters with 17,186 branches suggests the difficulties encountered in combining the accounts for this mass of units, each of which is largely autonomous in financial affairs. However, each chapter is required to make simple financial reports to national headquarters at regular intervals, and the regulations call for a periodical audit of all of their affairs by an auditing committee or outside auditor. From these sources a sufficient number of reports has been received to warrant estimates for the chapters still to be heard from. As a result of these computations, the following table is presented as covering the financial transactions of all chapters:

Table 2

#### CHAPTER FINANCIAL OPERATIONS (Including Branches and Auxiliaries)

*Twenty Months Ending February 28, 1919*

#### Revenues

Chapters' proportion of war drives . . . . .	\$53,800,000
Chapters' proportion of membership dues . . . . .	18,440,000
Chapters' proportion of class fees . . . . .	390,000
Sales of materials to members for relief articles . . . . .	20,290,000
Contributions, legacies, and gifts . . . . .	9,580,000
All other revenue . . . . .	31,340,000
<b>Total . . . . .</b>	<b>\$133,840,000</b>

## Expenditures

Materials purchased for relief articles . . . . .	\$60,660,000
Canteen service . . . . .	2,320,000
Equipment of military hospitals, ambulances, etc. . . . .	3,070,000
Home service . . . . .	8,790,000
Miscellaneous war relief . . . . .	480,000
Spanish influenza epidemic relief work . . . . .	1,680,000
Disaster relief . . . . .	520,000
Public health nursing . . . . .	380,000
Transportation on materials and supplies . . . . .	290,000
General operating expenses . . . . .	7,490,000
All other expenditures . . . . .	17,900,000
	<hr/>
Total . . . . .	\$103,580,000
	<hr/>
Excess of receipts over expenditures . . . . .	\$30,260,000
Balance, June 30, 1917 . . . . .	3,200,000
	<hr/>
Balance, February 28, 1919 . . . . .	\$33,460,000
	<hr/> <hr/>

## FINANCES OF NATIONAL HEADQUARTERS

The financial and accounting plan applied to the affairs of national headquarters is one generally known as "the fund and appropriation system." Under this plan a number of funds exist, either under By-Law requirement or executive order, each for a specific purpose. All revenues are, on receipt, placed in the fund to which they belong. Money can be taken out of these funds only by formal act of appropriation voted by the War Council or the Executive Committee. Expenditures are made only under authorizations of this character.

Appropriations, and therefore expenditures, are classified according to funds, countries, and classes of work. However, the amounts set aside for expenditure in a certain country are not necessarily a measure of work entered into for the sole benefit of the natives of that country; for example, perhaps the larger part of the total amount appropriated for work in France benefited directly soldiers of the United States, though of course an immense amount of work was done for French soldiers, children, and refugees as well as for the nationals of other countries then located in France.

On July 1, 1917, the national headquarters had balances in relief funds aggregating \$3,134,904.33. During the twenty months ending February 28, 1919, revenues aggregated \$260,002,589.34, producing a total of \$263,137,493.67 available for appropriation. From this amount \$169,095,111.33 was appropriated, leaving balances in relief



funds on February 28, 1919, aggregating \$94,042,382.34. This balance, now substantially depleted by appropriations made since February 28, consisted of cash and securities \$41,339,337.67, and supplies \$52,703,-044.67.<sup>1</sup>

The general sources from which the revenues were obtained and the general classes of work for which the appropriations were made, are indicated in the following table:

Table 3

NATIONAL HEADQUARTERS FINANCIAL OPERATIONS

*Twenty Months Ending February 28, 1919*

Relief Fund balances, June 30, 1917 . . . . .	\$3,134,904.33
Revenues from July 1, 1917, to February 28, 1919	
First war drive collections—national headquarters proportion . . .	\$92,947,388.54
Second war drive collections—national headquarters proportion . . .	136,851,629.73
Membership dues—national headquarters proportion <sup>2</sup> . . . . .	18,930,056.17
Donations of surplus funds from chapters . . . . .	1,419,460.07
Interest . . . . .	3,157,268.95
Other revenues . . . . .	6,696,785.88
Total revenues . . . . .	<u>\$260,002,589.34</u>
Total available for appropriation and expenditure . . . . .	<u>\$263,137,493.67</u>
Appropriations from July 1, 1917, to February 28, 1919	
War relief in France . . . . .	\$57,207,003.95
War relief elsewhere overseas . . . . .	63,840,655.04
War relief in United States . . . . .	28,977,985.24
Disaster relief . . . . .	938,420.87
Collections, enrolments, and publications . . . . .	4,660,191.71
Operation of relief bureaus . . . . .	2,727,055.90
Operation of bureaus for handling relief supplies; also transportation in United States of relief supplies . . . . .	5,530,345.72
Operation of administrative bureaus at national and divisional head- quarters . . . . .	4,359,758.03
Other activities . . . . .	853,694.87
Total appropriations <sup>3</sup> . . . . .	<u>\$169,095,111.33</u>
Balance in relief funds available for appropriation, February 28, 1919 . . . . .	<u>\$94,042,382.34</u>

<sup>1</sup> Includes cash necessary to liquidate supply contracts.

<sup>2</sup> Excludes \$949,838.29 dues from life and patron members, all of which go to the Endowment Fund.

<sup>3</sup> Of this sum \$152,380,671.07 had been spent or advanced to February 28, 1919.

The revenues quoted above are dealt with in detail in Chapter II. Expenditures are discussed in Chapters III, IV and V.

In addition to the foregoing, there should be mentioned the Endowment Funds of the Red Cross, which are controlled by a special Board of Trustees which pays over all income to the national organization. On July 1, 1917, these Funds aggregated \$1,360,622.41. During the twenty months' period revenues, including life and patron dues, gifts, legacies and interest, totaled \$1,072,382.27. In the same period, income payments to the national organization amounted to \$106,095.91. The balance in the Funds on February 28, 1919, was \$2,326,909.37.

The details of the fund balances of national headquarters on February 28, 1919, are given below:

Table 4

FUND BALANCES  
NATIONAL HEADQUARTERS  
*February 28, 1919*

Appropriated but unspent

War Fund . . . . .	\$21,288,856.83
General Fund . . . . .	312,696.71
Contingent Relief Fund . . . . .	63,426.52
Special relief funds . . . . .	124,032.98
Miscellaneous funds . . . . .	200,000.00
	Total . . . . . \$21,989,013.04
Less advances thereunder . . . . .	5,274,572.78
	Net total . . . . . \$16,714,440.26

Available for appropriation

War Fund . . . . .	\$88,879,857.60
General Fund . . . . .	4,494,283.87
Contingent Relief Fund . . . . .	228,614.38
Special relief funds . . . . .	3,744.11
Miscellaneous funds . . . . .	435,882.38
	Total unappropriated relief funds . . . . . \$94,042,382.34
Endowment Fund . . . . .	\$2,326,909.37
	Total of fund balances . . . . . \$113,083,731.97



The assets, or resources, composing these fund balances are indicated below:

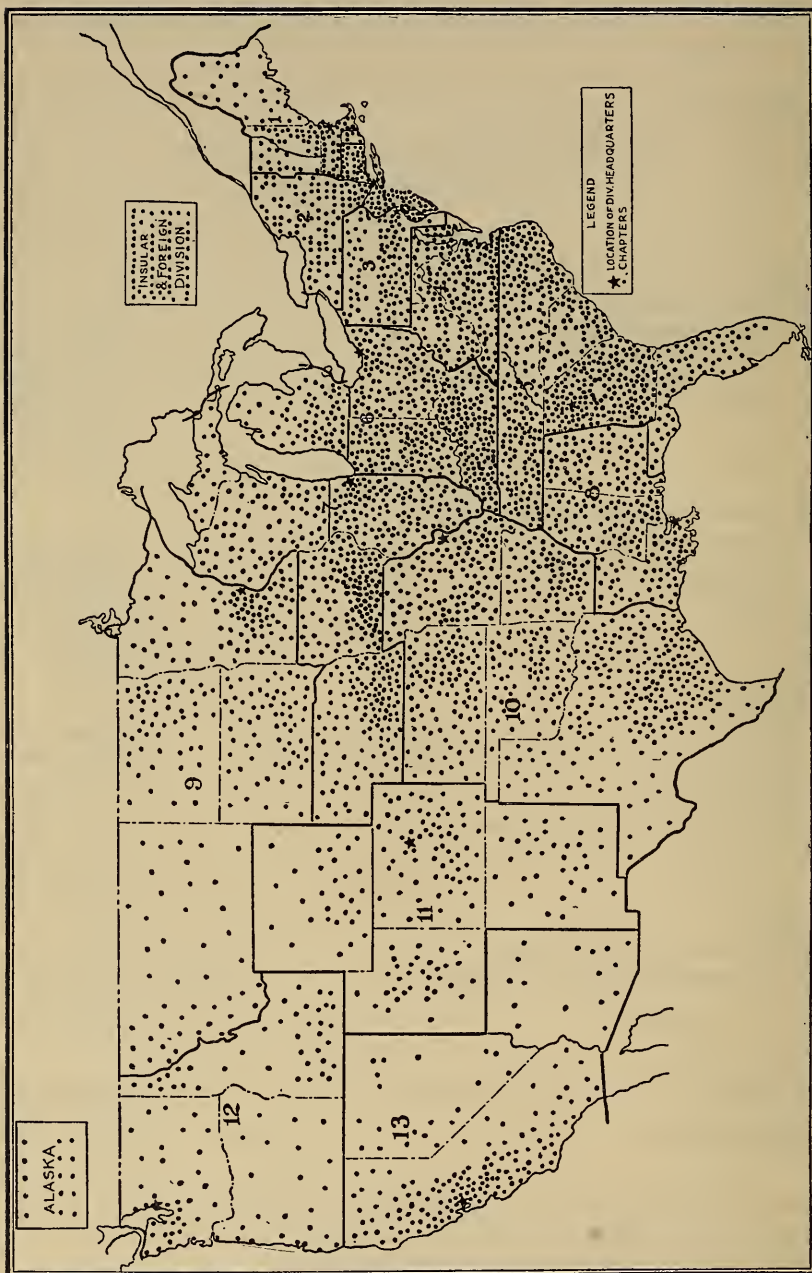
Table 5

RESOURCES COMPOSING FUND BALANCES  
NATIONAL HEADQUARTERS

February 28, 1919

Supplies	
In the United States	
Port warehouses . . . . .	\$9,801,356.50
Division warehouses . . . . .	17,101,267.85
Accounts receivable for supplies sold . . . . .	795,548.64
Overseas . . . . .	20,979,871.68
Total . . . . .	<u>\$48,678,044.67</u>
Cash advances (to provide working capital)	
Overseas commissions . . . . .	\$9,509,070.61
Divisions in the United States . . . . .	2,993,990.13
Miscellaneous . . . . .	331,000.00
Total . . . . .	<u>\$12,834,060.74</u>
Current assets	
Cash in banks . . . . .	\$19,062,878.60
Cash and securities in hands of War Finance Committee <sup>4</sup> . . . . .	31,702,600.48
Securities owned . . . . .	1,206,060.25
Bills receivable . . . . .	2,920.00
Miscellaneous accounts receivable . . . . .	631,742.16
Total . . . . .	<u>\$52,606,201.49</u>
Less	
Current accounts payable . . . . .	\$3,150,766.14
European drafts not yet presented . . . . .	210,718.16
Net total . . . . .	<u>\$49,244,717.19</u>
Endowment Fund assets in hands of Trustees . . . . .	\$2,326,909.37
Total resources . . . . .	<u><u>\$113,083,731.97</u></u>

<sup>4</sup> Representing that part of the *net* amount which the Treasurer of the National War Finance Committee reported as having been collected by him but not turned over by February 28 to the Treasurer of the American Red Cross.



Map 1. 3724 Red Cross chapters by States and divisions, February 28, 1919

## II

### MEMBERSHIP AND WAR DRIVES

#### GENERAL

During the twenty months' period ending February 28, 1919, the Red Cross as a whole received in round figures \$400,000,000 in voluntary contributions and subscriptions. Of this total \$42,000,000 came from membership dues, and \$283,500,000 from the war drives. The remainder came from so many different sources that specific mention is impossible in this report.

#### MEMBERSHIP

##### *Summary*

On May 1, 1917, just before the appointment of the War Council, there were 562 chapters with a membership of 486,194 adult members.

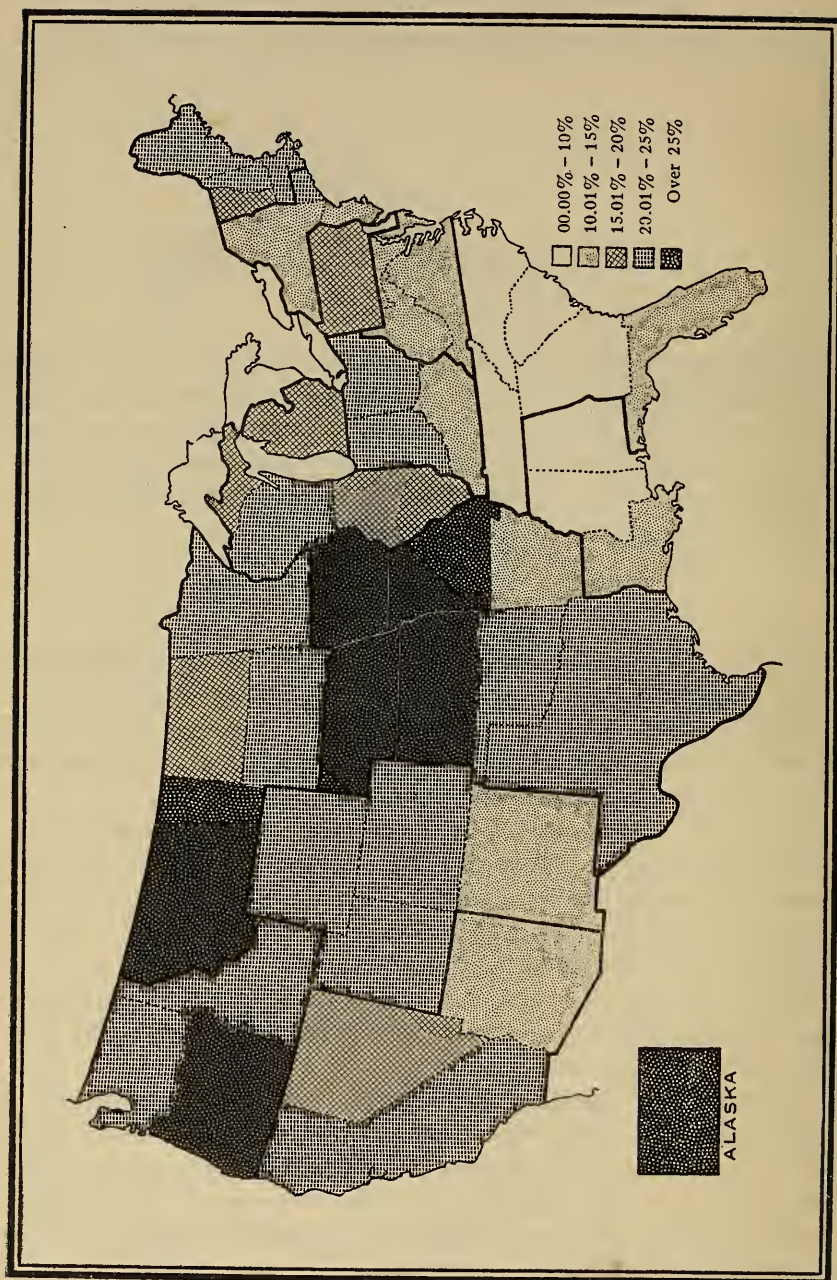
On February 28, 1919, there were 3,724 chapters with 17,186 branches embracing a membership, in round figures, of 20,000,000 adult members and 11,000,000 junior members.

Practically every square mile in continental United States is now covered by some form of chapter organization. There are fifty-four chapters in insular and foreign places.

Map 1 on the opposite page indicates the distribution of chapters by States and divisions on February 28, 1919.

With the combined adult and junior membership of 31,000,000, nearly one-third of the entire population of this country are members of the American Red Cross.

During the war period, there were two membership enrolments, a vast majority of the memberships being on an annual basis. Each "drive" was held in the week preceding Christmas, the first in 1917, and the second in 1918. Each resulted in an enrolment of about twenty million people. The costs of the two campaigns combined were in round figures, \$1,450,000.



Map 2. Percentage of adult membership to population, by States, December 31, 1918



*Adult Membership*

The following table and the map on page 10 present comparisons of adult membership by States as of December 31, 1918, the membership being somewhat smaller than it was as of February 28, 1919:

Table 6

## ADULT MEMBERSHIP, COMPARED WITH POPULATION, BY STATES

December 31, 1918

State	Membership	Population <sup>5</sup>	Per Cent. of Membership to Population
Maine . . . . .	158,613	782,191	20.28
Massachusetts . . . . .	946,835	3,832,790	24.70
Rhode Island . . . . .	135,487	637,415	21.26
Vermont . . . . .	70,627	366,192	19.29
New Hampshire . . . . .	101,468	446,352	22.73
Connecticut . . . . .	265,628	1,286,268	20.65
New Jersey . . . . .	437,748	3,080,371	14.21
New York . . . . .	1,554,535	10,646,989	14.60
Delaware . . . . .	15,634	216,941	7.21
Pennsylvania . . . . .	1,667,758	8,798,067	18.96
District of Columbia . . . . .	54,443	374,584	14.53
Maryland . . . . .	188,046	1,384,539	13.58
Virginia . . . . .	268,601	2,234,030	12.02
West Virginia . . . . .	198,407	1,439,163	13.79
Florida . . . . .	100,583	938,877	10.71
Georgia . . . . .	175,190	2,935,617	5.97
North Carolina . . . . .	159,301	2,466,025	6.46
South Carolina . . . . .	108,378	1,660,934	6.53
Tennessee . . . . .	176,898	2,321,253	7.62
Indiana . . . . .	588,672	2,854,167	20.63
Kentucky . . . . .	271,878	2,408,547	11.29
Ohio . . . . .	1,127,590	5,273,814	21.38
Illinois . . . . .	951,076	6,317,734	15.05
Iowa . . . . .	736,879	2,224,771	33.12
Michigan . . . . .	569,130	3,133,678	18.16
Nebraska . . . . .	421,821	1,296,877	32.53
Wisconsin . . . . .	519,534	2,553,983	20.34
Alabama . . . . .	133,447	2,395,270	5.57
Louisiana . . . . .	201,094	1,884,778	10.68
Mississippi . . . . .	148,786	2,001,466	7.43
Montana . . . . .	156,016	486,376	32.08
Minnesota . . . . .	475,727	2,345,287	20.25
North Dakota . . . . .	151,985	791,437	19.20
South Dakota . . . . .	176,875	735,434	24.05
Arkansas . . . . .	214,571	1,792,965	11.97
Kansas . . . . .	482,353	1,874,195	25.74
Missouri . . . . .	924,444	3,448,498	26.81

<sup>5</sup> Bureau of Census estimate as of July 1, 1918.

State	Membership	Population <sup>5</sup>	Per Cent. of Membership to Population
Oklahoma . . . . .	567,521	2,377,629	23.87
Texas . . . . .	1,000,429	4,601,279	21.74
Colorado . . . . .	250,574	1,014,581	24.69
New Mexico . . . . .	47,457	437,015	10.85
Utah . . . . .	102,981	453,648	22.70
Wyoming . . . . .	44,231	190,380	23.23
Alaska . . . . .	23,594	64,912	36.34
Idaho . . . . .	103,914	461,766	22.50
Oregon . . . . .	247,518	888,243	27.86
Washington . . . . .	353,020	1,660,578	21.25
Arizona . . . . .	39,317	272,034	14.45
California . . . . .	658,123	3,119,412	21.09
Nevada . . . . .	22,811	114,742	19.88
Insular and foreign places . . . . .	105,211		
Total . . . . .	18,602,759	105,324,094	17.66

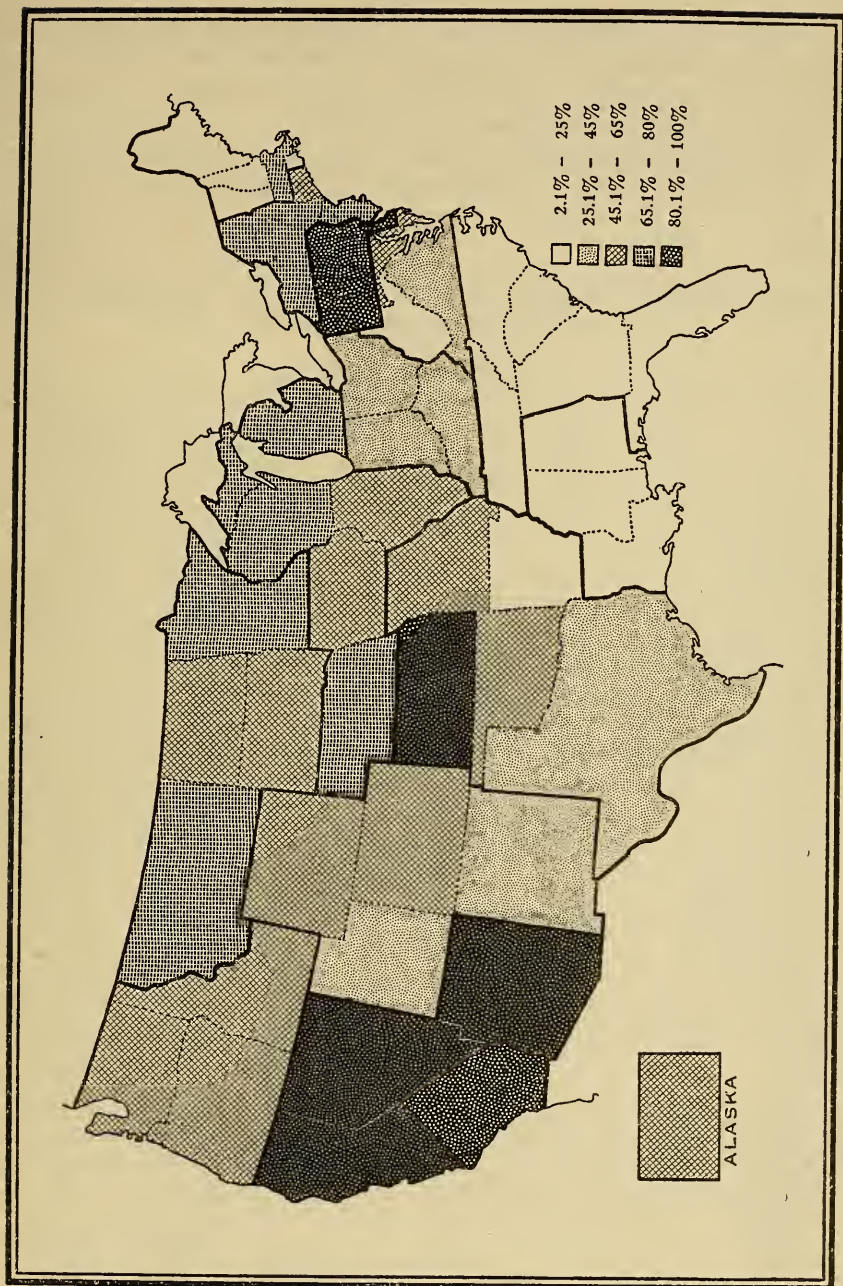
### *Junior Membership*

The Junior Membership comprises what may be termed "the Junior Red Cross." In it the school children of the country are organized for educational and productive purposes under the inspiration of patriotic and other altruistic motives. During the fall of 1917 the Red Cross first commenced to enroll junior members. By June, 1918, a children's army of 8,000,000 had been mobilized, and by February 28, 1919, this number had increased to over 11,000,000.

During the period covered by this report the work of the Junior Red Cross involved many kinds of war activities, including the production of relief articles, the operation of war gardens, the conservation of second-hand articles and assistance to the Government of the United States and the American Red Cross in many other lines of work. With the coming of peace the efforts of the juniors have been extended to helping the less fortunate children in this and in other lands. The results of the work of these young people was of considerable productive value (see page 25). Obviously more valuable than the material product was the fact that a new life and interest entered the work of these school children when they realized that they were filling an immediate and definite need.

The basic unit of organization in the Junior Red Cross is the auxiliary or school. A school officially becomes a junior auxiliary when twenty-five cents has been paid into the Red Cross School Fund for

<sup>5</sup> Bureau of Census estimate as of July 1, 1918.



Map 3. Percentage of school children of U. S. who were Junior Red Cross members, by States, February 28, 1919

each pupil. On February 28, 1919, there were about 90,000 such auxiliaries. On that date, more than half of all the school children of America were members. In four States, Arizona, California, Delaware and Nevada, all school children were members.

The following table and the map on page 13 present comparisons of the Junior Membership by States as of February 28, 1919:

*Table 7*

JUNIOR RED CROSS MEMBERS AND PERCENTAGE OF MEMBERSHIP TO  
SCHOOL POPULATION, BY STATES

*February 28, 1919*

State	Junior Members	Per Cent. of School Population
Maine . . . . .	32,025	19.25
Massachusetts . . . . .	507,266	69.86
Rhode Island . . . . .	44,948	40.30
Vermont . . . . .	14,204	19.35
New Hampshire . . . . .	13,718	15.38
Connecticut . . . . .	154,121	53.71
New Jersey . . . . .	395,497	67.22
New York . . . . .	1,339,951	70.38
Delaware . . . . .	56,050	100.00
Pennsylvania . . . . .	1,451,059	86.12
District of Columbia . . . . .	51,601	79.90
Maryland . . . . .	140,076	51.29
Virginia . . . . .	138,208	27.43
West Virginia . . . . .	77,740	24.39
Florida . . . . .	25,252	12.20
Georgia . . . . .	164,484	24.27
North Carolina . . . . .	41,667	6.17
South Carolina . . . . .	41,134	9.66
Tennessee . . . . .	74,433	11.68
Indiana . . . . .	244,621	40.48
Kentucky . . . . .	163,080	28.59
Ohio . . . . .	387,622	37.81
Illinois . . . . .	765,473	58.95
Iowa . . . . .	355,584	62.64
Michigan . . . . .	552,307	79.60
Nebraska . . . . .	230,645	75.68
Wisconsin . . . . .	373,310	70.68
Alabama . . . . .	15,465	2.90
Louisiana . . . . .	48,502	13.53
Mississippi . . . . .	10,734	2.15
Montana . . . . .	81,627	74.36
Minnesota . . . . .	370,628	71.33



State	Junior Members	Per Cent. of School Population
North Dakota . . . . .	98,417	63.43
South Dakota . . . . .	85,119	61.39
Arkansas . . . . .	83,552	18.40
Kansas . . . . .	342,900	81.85
Missouri . . . . .	510,836	64.92
Oklahoma . . . . .	266,606	50.26
Texas . . . . .	464,799	44.47
Colorado . . . . .	117,397	61.31
New Mexico . . . . .	22,729	27.49
Utah . . . . .	41,595	36.05
Wyoming . . . . .	17,150	50.10
Alaska . . . . .	1,800	56.90
Idaho . . . . .	47,049	47.87
Oregon . . . . .	84,438	56.23
Washington . . . . .	144,540	56.54
Arizona . . . . .	73,900	100.00
California . . . . .	637,755	100.00
Nevada . . . . .	14,771	100.00
Total . . . . .	11,418,385 <sup>6</sup>	51.49

### *Revenues from Membership*

The American Red Cross, as a whole, received approximately \$42,-000,000 from membership dues during the twenty months ending February 28, 1919. Of this total, about \$3,700,000 from junior members was placed in school funds, approximately \$18,500,000 was retained by chapters, \$949,838.29 went in the Endowment Fund, and \$18,930,056.17 came to the national organization for general uses.

Junior membership dues (twenty-five cents for each child) are placed in "school funds," and are used chiefly in purchasing materials to be made up into surgical and other relief supplies by the children.

There are several classes of adult membership dues, but in all cases except the dues for life members and patrons (all of which are, under the By-Laws, credited to Endowment Fund) part of the dues is retained by chapters and part placed in the General Fund of the national organization.

That part which is retained by chapters is used to pay the necessary costs of operating these most important units of the organization and to supplement the chapter's portion of War Fund collections when funds received through that source are inadequate to meet the needs for war relief work.

<sup>6</sup> This total does not include the 300,000 junior members in insular and foreign places.

The General Fund, in which is placed the part of membership dues which comes to the national organization (excepting dues from life members and patrons) is provided, under the By-Laws, to cover "the general expenses of the corporation." The receipts which have been placed to the credit of this Fund have been sufficient to pay not only the costs of managerial offices and administrative bureaus, but also to finance the costs of operating all relief bureaus and all bureaus for handling relief supplies maintained both at national and divisional headquarters, and to carry on numerous specific relief activities.

#### WAR DRIVES

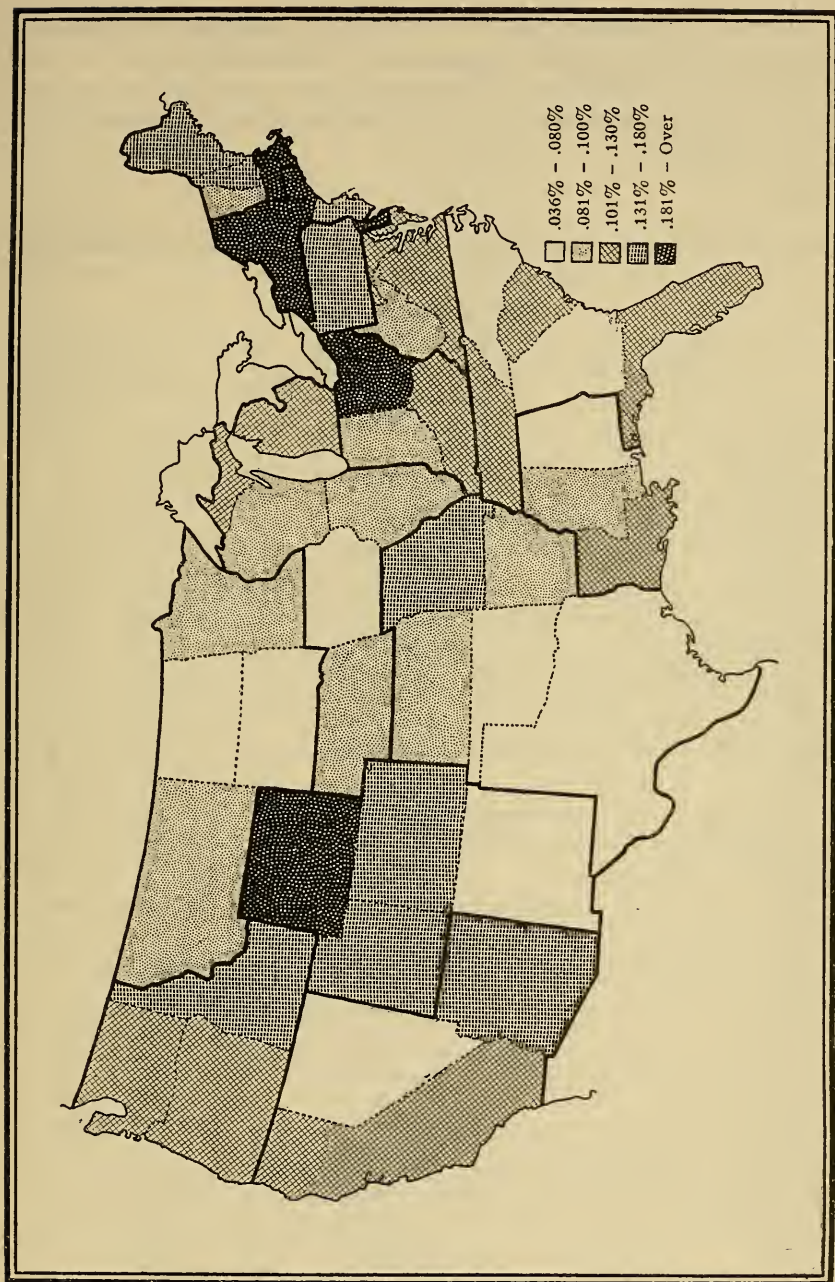
In order to secure the major portion of the funds required for relief work, two so-called "war drives" were developed. Each "drive" involved the setting of a definite period during which the whole nation was called on to give, and the creation of a comprehensive organization to attend to the related work. In round figures, \$283,500,000 was derived from the two "drives."

Because of the importance of the work, and its distinctive character, an entirely separate national organization was created for collecting and handling the funds. This organization was headed by a War Finance Committee, appointed by the President, and under it were local campaign committees covering the entire United States. The funds secured were collected in local banks, gradually transferred to central depositories and then turned over to the Treasurer of the Red Cross as needed.

The size of the task is indicated by the fact that in the first "drive" there were 3,929 campaign committees and 3,986 banks of deposit, and in the second "drive" 3,898 committees and 8,768 depositories.

The funds obtained from the "drives" were divided between the chapters and national headquarters under arrangements permitting the assignment to each chapter, for local war work exclusively, of not more than 25 per cent. of the amount collected within its territory. As a result, 18.5 per cent. of the proceeds of the first "drive" and 19.3 per cent. of the proceeds of the second "drive" were assigned to chapters.

The entire amount of the war drive proceeds retained by national headquarters was placed in the War Fund, which could be used only for war relief projects. To this Fund was also credited interest earnings to the amount of \$2,766,403.54. As a result of this practice, *more than \$1.01 is available for war relief from every dollar received for that purpose.*



All of the proceeds of the two drives were collected by campaign committees except about \$10,000,000 contributed direct to the Treasurer of the Red Cross. The table which follows and the map on page 17 present comparisons of contributions to the two drives combined, by States:

Table 8

COLLECTED CONTRIBUTIONS, FIRST AND SECOND WAR DRIVES COMBINED,  
WITH COMPARISONS BY STATES

February 28, 1919

State	Collections	Per Cent. to Total	Per Capita	Per Cent. to Wealth
Maine . . . . .	\$1,564,480.08	.6	\$2.00	.15
Massachusetts . . . . .	14,114,590.99	5.2	3.682	.22
Rhode Island . . . . .	2,090,235.69	.8	3.279	.22
Vermont . . . . .	503,222.10	.2	1.374	.10
New Hampshire . . . . .	875,986.16	.3	1.962	.13
Connecticut . . . . .	6,968,947.95	2.6	5.418	.30
New Jersey . . . . .	9,775,739.48	3.6	3.173	.17
New York . . . . .	69,331,242.69	25.4	6.511	.28
Delaware . . . . .	3,273,524.41	1.2	15.089	1.06
Pennsylvania . . . . .	27,283,990.90	10.0	3.101	.18
District of Columbia . . . . .	1,471,045.04	.5	3.927	.13
Maryland . . . . .	2,828,412.77	1.0	2.043	.13
Virginia . . . . .	2,431,848.98	.9	1.088	.11
West Virginia . . . . .	1,975,827.30	.7	1.373	.09
Florida . . . . .	1,070,628.27	.4	1.140	.10
Georgia . . . . .	1,632,179.60	.6	0.556	.07
North Carolina . . . . .	1,442,430.18	.5	0.585	.08
South Carolina . . . . .	1,421,146.56	.5	0.856	.11
Tennessee . . . . .	2,473,516.85	.9	1.066	.13
Indiana . . . . .	4,768,788.58	1.7	1.671	.09
Kentucky . . . . .	2,627,823.14	1.0	1.091	.12
Ohio . . . . .	17,737,755.61	6.5	3.363	.20
Illinois . . . . .	15,116,986.97	5.5	2.393	.10
Iowa . . . . .	4,190,483.36	1.5	1.884	.05
Michigan . . . . .	6,557,562.93	2.4	2.093	.12
Nebraska . . . . .	3,206,772.98	1.2	2.473	.08
Wisconsin . . . . .	3,812,260.87	1.4	1.493	.08
Alabama . . . . .	1,674,570.22	.6	0.699	.08
Louisiana . . . . .	2,575,966.94	.9	1.367	.12
Mississippi . . . . .	1,107,837.74	.4	0.554	.08
Montana . . . . .	1,126,650.89	.4	2.316	.10
Minnesota . . . . .	5,314,540.13	1.9	2.266	.10
North Dakota . . . . .	767,235.52	.3	0.969	.04
South Dakota . . . . .	565,908.51	.2	0.769	.04
Arkansas . . . . .	1,591,943.01	.6	0.888	.09
Kansas . . . . .	4,669,858.65	1.7	2.492	.10



State	Collections	Per Cent. to Total	Per Capita	Per Cent. to Wealth
Missouri . . . . .	9,123,044.48	3.3	2.646	.16
Oklahoma . . . . .	3,072,958.29	1.1	1.292	.07
Texas . . . . .	5,256,699.55	1.9	1.142	.08
Colorado . . . . .	3,281,983.86	1.2	3.235	.14
New Mexico . . . . .	353,814.66	.1	0.810	.07
Utah . . . . .	1,161,275.60	.4	2.560	.15
Wyoming . . . . .	640,141.11	.2	3.362	.18
Idaho . . . . .	984,112.14	.4	2.131	.16
Oregon . . . . .	1,972,278.76	.7	2.220	.10
Washington . . . . .	3,964,843.37	1.5	2.388	.12
Arizona . . . . .	674,978.60	.3	2.481	.13
California . . . . .	10,274,068.10	3.8	3.294	.12
Nevada . . . . .	198,610.17	.1	1.731	.04
Alaska . . . . .	161,220.43	.1		
Insular and foreign places . . . . .	2,177,797.81	.8		
Total . . . . .	\$273,239,768.98	100.00	\$2.373 <sup>7</sup>	.14 <sup>7</sup>

The first war drive was conducted between June 18 and June 25, 1917. The goal set was \$100,000,000. Collections totaled \$114,023,640.23, an over-subscription of fourteen per cent. For campaign and collection expenses national headquarters appropriated \$278,114.27, and it is estimated that the chapters spent \$500,000 for this purpose; costs, therefore, were less than seven-tenths of one cent for each dollar collected.

The second war drive was conducted between May 20 and May 27, 1918. Again the goal set was \$100,000,000. Up to February 28, 1919, collections totaled \$169,575,598.84, an over-subscription of nearly seventy per cent. (It is estimated that when all collections have been received the total will exceed \$175,000,000, an over-subscription of more than seventy-five per cent.) Campaign and collection expenses totaled approximately \$1,000,000—less than six-tenths of one cent for each dollar collected.

It is estimated that more than 43,000,000 people contributed to the second war drive.

Indicating that interest in the work of the American Red Cross is not confined to continental United States, substantial contributions were received from our insular possessions and from foreign countries, as shown by the following table:

<sup>7</sup> Not including insular and foreign places and Alaska.

Table 9

COLLECTIONS IN FOREIGN COUNTRIES, FIRST  
AND SECOND WAR DRIVES

Argentina . . . . .	\$316,347.29
Brazil . . . . .	109,719.99
Canal Zone . . . . .	57,849.98
Chile . . . . .	172,702.21
China . . . . .	97,020.47
Cuba . . . . .	242,382.45
Hawaii . . . . .	490,931.25
Japan . . . . .	60,650.00
Mexico . . . . .	92,654.73
Panama . . . . .	17,391.50
Peru . . . . .	37,760.36
Philippine Islands . . . . .	206,522.35
Porto Rico . . . . .	118,649.87
Santo Domingo . . . . .	78,196.33
Uruguay . . . . .	112,797.52
Other foreign countries . . . . .	86,084.79
Total <sup>8</sup> . . . . .	<u>\$2,297,661.09</u>

<sup>8</sup> Includes contributions made direct to the Treasurer of the Red Cross.

### III

## WORK IN THE UNITED STATES

### GENERAL

The field covered by this chapter includes a large number of distinct, important activities. Certain activities were conducted almost entirely by the chapters. Others were responsibilities of forces which reported to divisional and national headquarters. In all lines of work there was an intimate relationship between the local and central parts of the organization. In carrying on the activities that fell to them, chapters applied the general policies worked out at national headquarters and were aided by supervision extended by their divisional headquarters.

There is, therefore, no clean-cut dividing line between work done by chapters and work done by the national and divisional organizations. There are, however, certain activities in which chapters played a predominant part, and these may be placed in a group as related activities. Likewise, activities in which the national and divisional organization played a predominant part may be placed in another group. This plan has been applied in the sections that follow, and, within the two major groups, each important line of work is discussed separately.

### CHAPTER ACTIVITIES

#### *Production of Relief Articles*

Eight million chapter women, with the help of many of the junior members, produced in the twenty months ending February 28, 1919, over 371,500,000 relief articles, with a value of nearly \$94,000,000, for the benefit of American and Allied soldiers and sailors and destitute civilians.

For all of this work standards, designs and patterns were set by national headquarters. There, too, quantities to be produced were fixed and allotted to divisions and by the divisions to chapters. Materials were ordered through a central point and distributed to chapters

WORK OF AMERICAN RED CROSS

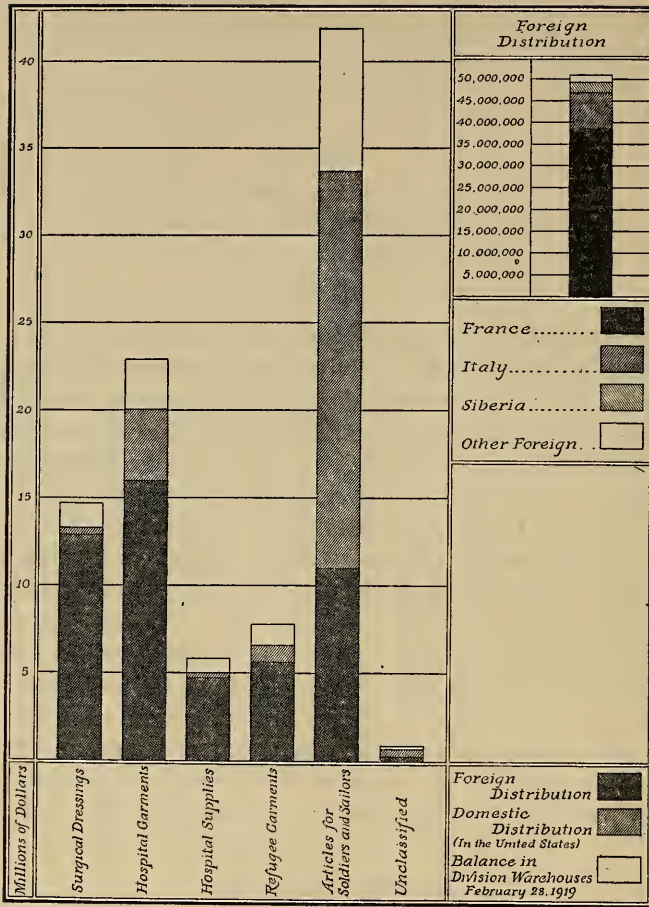


Diagram 2. Value and distribution, by classes, of chapter-produced articles. Twenty months ending February 28, 1919



through divisional warehouses. By these and similar measures, every effort was made to have the entire work handled effectively.

The table given below presents a classified list showing the quantities and estimated values of these chapter-produced articles. The values given are conservative, representing only the cost of the material plus an allowance for labor at the rate of fifteen cents per hour on the time required by an average worker. Thus, for the total production value of approximately \$93,978,000, \$61,062,000 represents material and \$32,916,000 represents labor.

*Table 10*

CLASSIFICATION OF RELIEF SUPPLIES PRODUCED BY CHAPTER WORKERS

*Twenty Months Ending February 28, 1919*

	Quantity	Value
Surgical dressings . . . . .	306,966,759	\$14,637,909.35
Hospital garments . . . . .	17,462,400	22,969,585.59
Hospital supplies . . . . .	14,211,439	5,966,854.20
Refugee garments . . . . .	6,328,982	7,779,055.73
Articles for soldiers and sailors . . . . .	23,328,831	41,858,274.72
Unclassified articles . . . . .	3,279,953	766,316.30
<b>Total . . . . .</b>	<b>371,577,464</b>	<b>\$93,977,995.89</b>

The greater part of these chapter-produced articles was sent overseas, as shown in the following table:

*Table 11*

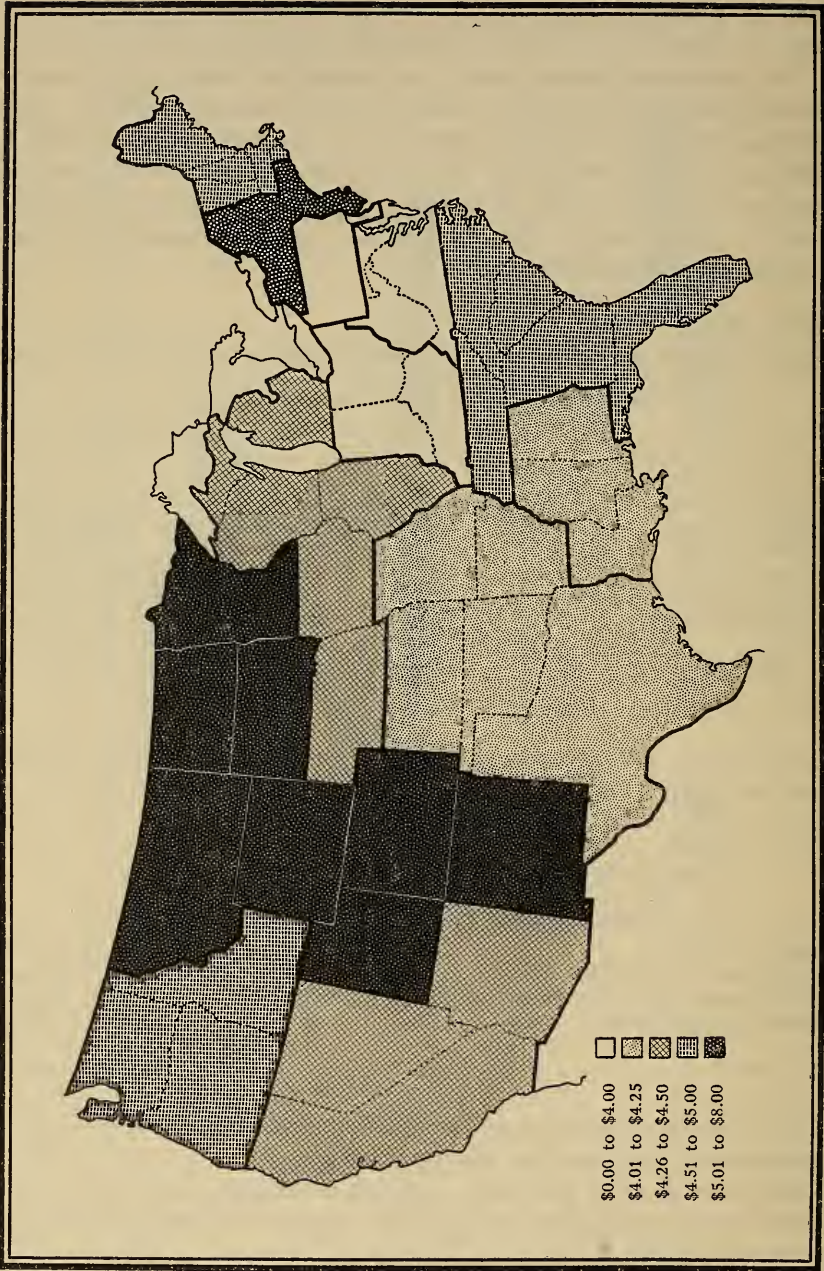
DISTRIBUTION OF CHAPTER-PRODUCED RELIEF SUPPLIES

*Twenty Months Ending February 28, 1919*

Shipped to France . . . . .	\$38,059,137.35
Shipped elsewhere overseas . . . . .	12,527,036.26
Sent to camps in the United States . . . . .	28,997,721.43
Balance on hand, February 28, 1919 . . . . .	14,394,100.85
<b>Total . . . . .</b>	<b>\$93,977,995.89</b>

The value and distribution, by classes, of these supplies is presented graphically in Diagram 2 on the opposite page.

Map 5 on page 24 presents a comparison between the thirteen Red Cross territorial divisions on the basis of value of produced articles per chapter member.



Map 5. Value of chapter-produced articles, by divisions, per chapter member. February 28, 1919

In addition to the production of Red Cross supplies, the Red Cross, through the chapter workers, undertook to make a great many special relief articles required by the Surgeon General of the Army, the Government providing the raw materials, the Red Cross returning finished articles (without charge). Under this arrangement, 22,637,625 articles were produced with a total value of \$3,334,000.

The most important single activity of the junior members of the Red Cross was the part they took in producing relief articles. Their work in this connection was not confined to the standard articles made by chapter women, but extended to making furniture, games, splints and other hospital appliances, and specially prepared foods. It opened fields of service to boys as well as to girls. That the children played an important part is indicated first, by the fact that their production represented about ten per cent. of the whole, and second, by the following table presenting a list, with quantities and values, of the things they produced:

Table 12

CLASSIFIED LIST OF RELIEF ARTICLES PRODUCED BY THE  
JUNIOR RED CROSS

*Twenty Months Ending February 28, 1919*

	Quantity (Pieces)	Value
Surgical dressings . . . . .	6,057,720	\$363,463.20
Hospital supplies . . . . .	2,574,564	772,369.20
Hospital garments . . . . .	444,776	578,208.80
Refugee garments . . . . .	1,130,188	1,808,300.80
Articles for soldiers and sailors . . . . .	3,174,999	5,238,748.35
Sewing for convalescent and nurses' houses . . . . .	138,345	69,172.50
Sewing for camps . . . . .	1,444,507	722,253.50
Furniture for convalescent and nurses' houses . . . . .	70,084	404,384.68
Furniture for Army . . . . .	666,445	193,341.33
Miscellaneous furniture . . . . .	20,450	2,219.60
Total . . . . .	15,722,078	\$10,152,461.96

*Home Service—Work for the Families of Soldiers and Sailors*

There was a common French saying during the war which ran, "We will win if the civilians hold out." The home service work of the Red Cross was developed to help in every way possible the families of



soldiers and sailors, and, by preventing trouble and sorrow as far as it could be prevented, to affect helpfully the morale of the men in camps and overseas.

The problems presented to home service workers are as numerous and varied as there are causes for human worry. Perhaps the children are sick, or the landlords are harsh, or employment is needed, or money is required to bridge a temporary need. It may be that discharged soldiers and sailors need a helping hand. Perhaps the family is contented, but wants information concerning allotments, allowances, Army regulations or something else. Whatever the problem, the Red Cross home service section is very willing to help. Meeting these and thousands of similar problems is the "home service" task.

During the month of February, 1919, the Red Cross handled 297,000 home service "cases," *i. e.*, instances where services were rendered or information was given to families.

It is estimated that home service extended to 500,000 families during the period covered by this report.

The growth of home service work from February, 1918 to February, 1919, is shown graphically in Diagram 3, below.

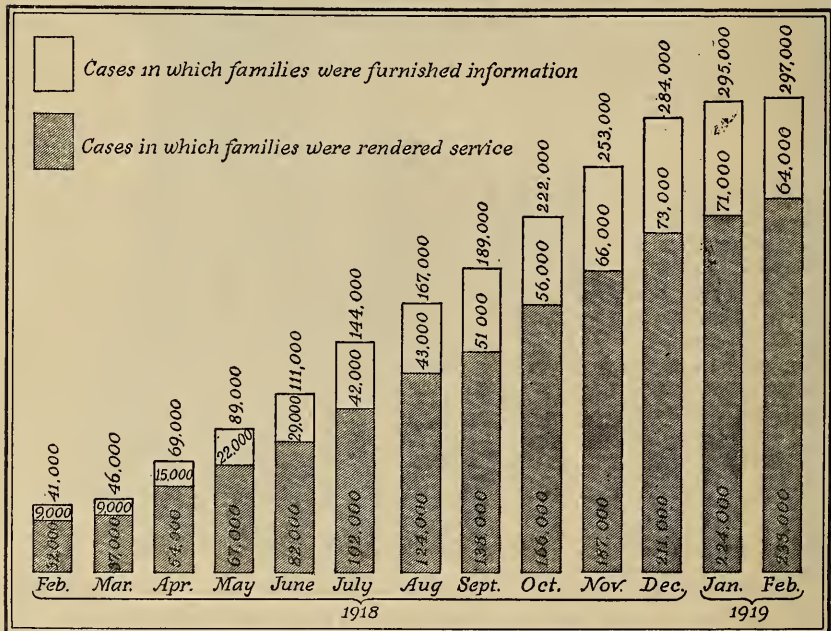


Diagram 3. Home service rendered to families of soldiers and sailors, February, 1918, to February, 1919

Money expended in this work is no measure of the work done, far less of its value. While thousands of families were helped financially, the greatest help was in the personal services rendered by the workers. Nevertheless, up to February 28, 1919, the chapters had spent \$8,790,000 on this work, while national headquarters expended \$1,204,730.61 in operating the civilian relief bureaus in headquarters' cities through which the home service sections were organized, the workers trained, the work developed and supervised and many matters attended to that could not be handled locally.

At the start of home service work, the chief difficulty was to provide trained workers. The supply was limited to those chapter workers who could enter a home and really assist the family without undermining self-respect or the ability for self-support, and who could spare the time for the work. To train new workers, home service institutes were organized by the divisions, and courses were given through the chapters. In both the institute and the chapter courses the training consisted of class-room study and actual field work in home service.

With these trained workers as a nucleus, home service sections were established within the chapters. On February 28, 1919, there were 3,618 sections with 11,190 branches and with 50,000 workers devoting all or part of their time to the work.

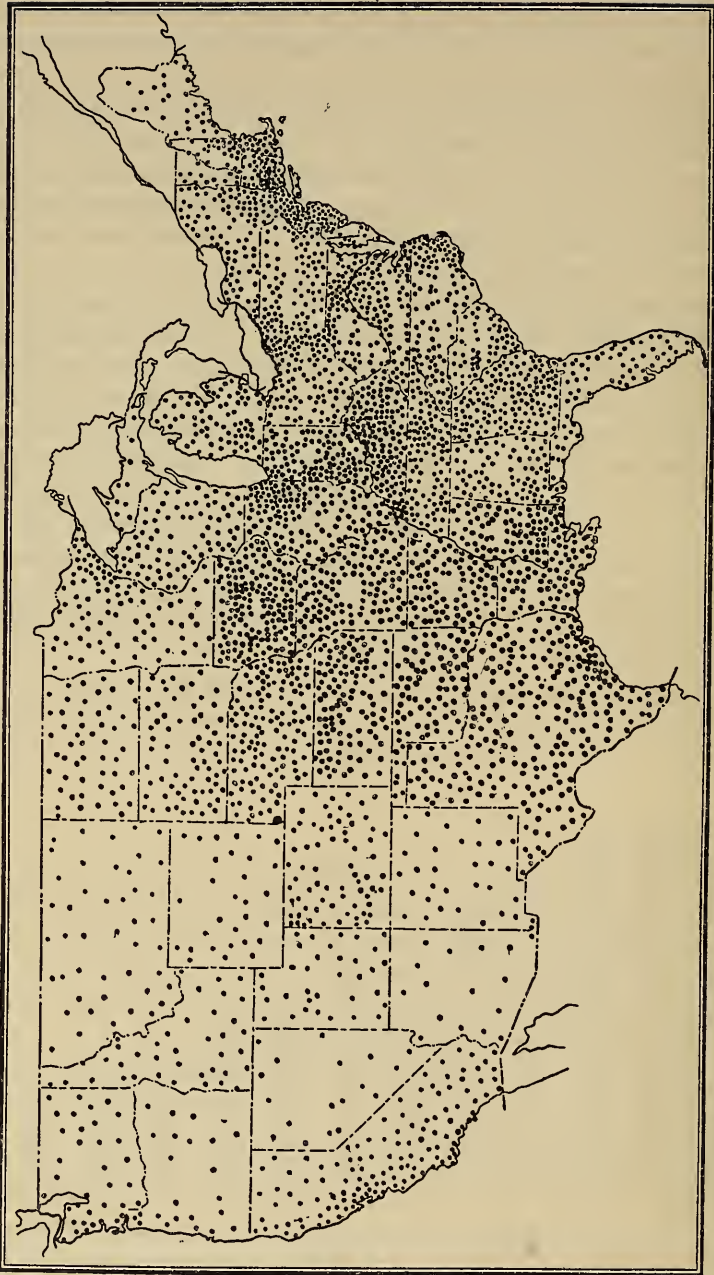
Practically every square mile in continental United States is now covered by home service sections, the distribution of which by States is shown by Map 6, on the following page.

### *Canteen Service*

The Red Cross canteen service was developed to give supplementary food, or complete meals, to moving troops, as well as to distribute other articles that would relieve the tedium of the journey; also to render personal services to both sick and well troops en route to and from camps and points of embarkation. Many canteens were equipped with rest and reading rooms, shower baths, etc.

On November 1, 1918, just before the armistice, there were 55,000 canteen workers and 700 canteens. The location of the canteens is indicated by Map 7 on page 30.

During the twenty months ending February 28, 1919, more than 587,000 men who were ill or injured were given medical aid that enabled them to proceed on their journey, while 9,700 men who were too ill to travel were transferred to hospitals.



*Map 6. 3618 home service sections, by States,  
February 28, 1919*

In the same period, refreshments were served 40,000,000 times. In other words, each of the soldiers, sailors and marines in the service of the United States during the war was served with free refreshments by the Red Cross canteen workers on an average of eight times. A classification of the men receiving Red Cross canteen service is given below:

Table 13

## REFRESHMENTS SERVED FREE BY RED CROSS CANTEENS IN U.S.

*Twenty Months Ending February 28, 1919*

Soldiers . . . . .	35,952,597
Sailors . . . . .	2,423,408
Marines . . . . .	356,195
Drafted men . . . . .	1,216,533
Total . . . . .	39,948,733

A list of the more important items distributed by the canteens follows:

Table 14

## SUPPLIES DISTRIBUTED FREE BY RED CROSS CANTEENS IN U.S.

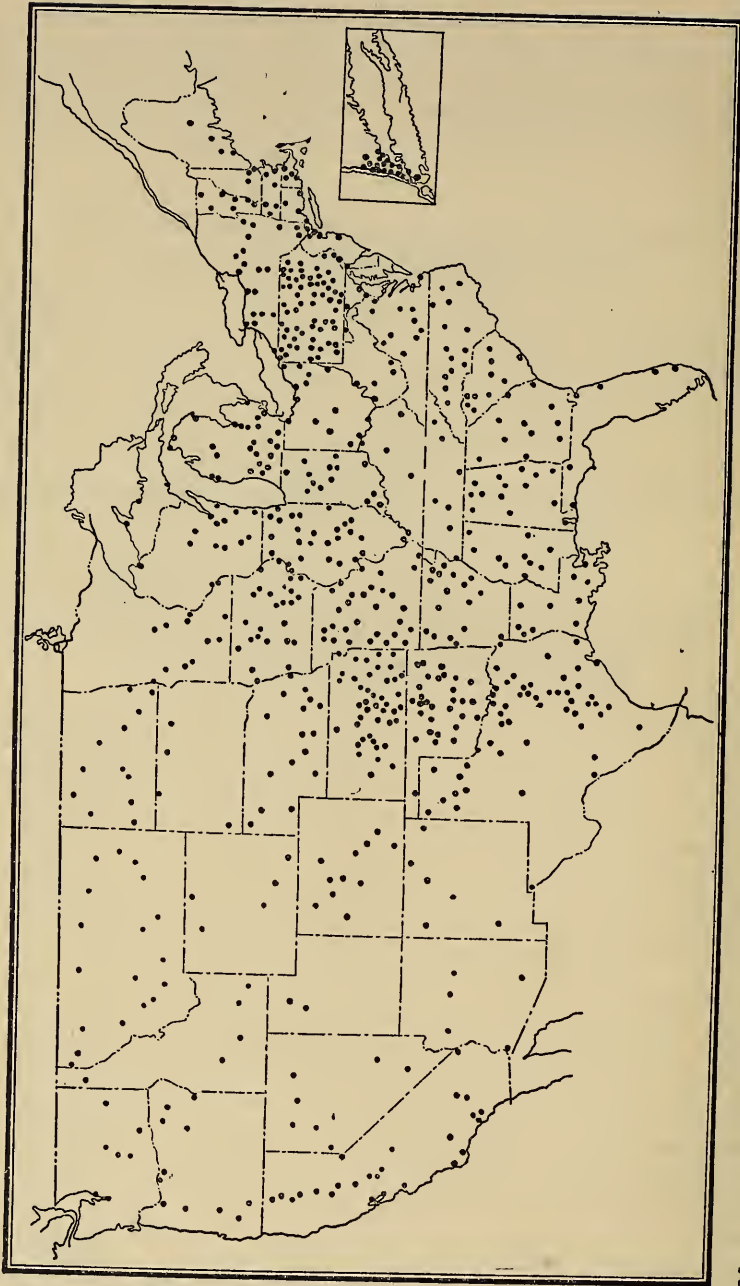
*Twenty Months Ending February 28, 1919*

## Food

Candy . . . . .	499,059 (lbs.)
Chocolate . . . . .	5,604,349 (bars)
Coffee . . . . .	1,497,096 (gals.)
Cookies, doughnuts, pies . . . . .	10,852,352
Fruit . . . . .	162,845 (bu.)
Ice cream . . . . .	50,117 (qts.)
Iced drinks . . . . .	144,059 (gals.)
Lunches . . . . .	769,368
Meals . . . . .	794,112
Sandwiches . . . . .	14,824,869

## Other supplies

Cigarettes . . . . .	70,518,141
Cigars . . . . .	185,632
Gum . . . . .	2,039,331
Magazines . . . . .	2,225,835
Matches . . . . .	7,968,829
Newspapers . . . . .	584,752
Post cards . . . . .	15,956,219
Soap, cakes . . . . .	77,771
Telegrams sent . . . . .	21,920
Tobacco . . . . .	108,949 (lbs.)
Towels, paper . . . . .	158,261



*Map 7. 700 Red Cross canteens in U. S., November 1, 1918*



*Motor Corps Service*

The Red Cross motor service was developed to render supplementary aid to the Army and Navy in transporting troops and supplies, and to assist other Red Cross workers in conducting their various relief activities. The service is composed of a number of chapter motor corps, consisting of volunteer women who give at least sixteen hours a week of their time.

Although this activity was commenced early in the war, it did not grow to large size until the summer and fall of 1918. On November 1, 1918, there were over 12,000 motor corps workers, most of whom were donating not only their time, but also the use of their cars.

During the twenty months ending February 28, 1919, a mileage of more than 3,572,000 miles was covered by the automobiles operated by the motor corps. The diverse character of the work during this period is indicated below:

*Table 15*

HOURS OF SERVICE OF RED CROSS MOTOR CORPS  
WORKERS IN U. S.

*Twenty Months Ending February 28, 1919*

Canteen work . . . . .	65,079
Military hospitals . . . . .	193,954
Camps and cantonments . . . . .	57,072
Home service workers . . . . .	104,858
Outside aid . . . . .	80,256
Other A. R. C. activities . . . . .	223,044
Office detail . . . . .	110,484
Miscellaneous (including influenza epidemic) . . . . .	246,946
Total . . . . .	1,081,693

*Red Cross Work in Spanish Influenza Epidemic*

The activities of chapters are a myriad. The work touched on in the preceding sections of this chapter has all been of a distinctly war character. However, even during the war period the tasks regularly assumed during peace times were not ignored. While these tasks are too numerous to be mentioned in this report, an illustration of the type of work that chapters undertake aside from the special obligations of a war nature, may be given by citing the Red Cross work during the Spanish influenza epidemic.

The Red Cross threw all its available resources into the common fight against this disease. Hospitals were furnished equipment and

supplies, and assisted in every possible way. Convalescent houses and diet kitchens were established and operated, and food and other necessary supplies were distributed. More than 18,000 nurses and other workers were furnished by the Red Cross chapters to care for the sick. Countless face masks were made and distributed. The motor corps helped substantially. The entire national organization worked as an active auxiliary of the United States Public Health Service. Up to February 28, 1919, while the disease was still active, about two million dollars had been expended by the organization in its work.

### *Instruction in First Aid*

The object of the Red Cross instruction in first aid given through chapters is to teach men and women how to render emergency assistance when injuries occur and a physician is not at hand. During the period covered by this report 5,728 classes were held and instruction in first aid was given by 2,864 teachers and examiners. 63,008 students completed the course, passed the examination, and were given the Red Cross first aid certificates.

## ACTIVITIES OF THE NATIONAL AND DIVISIONAL ORGANIZATIONS

### *Nursing Service*

The Red Cross nursing service might well be termed the epitome of the Red Cross as a whole. Always one of the most important branches of the organization, its importance is greatly enhanced with the coming of war. During the war period, its principal task was to secure and equip trained nurses for the Army and Navy.

During the twenty months ending February 28, 1919, 23,822 nurses were enrolled as Red Cross nurses. Of these, 19,931 nurses were assigned to active duty with the Army, Navy, United States Public Health Service and the Red Cross overseas service.

Of the number of nurses assigned, 17,986 went to the Army, 1,058 to the Navy, 284 to the United States Public Health Service, and 603 to the overseas service of the Red Cross.

Over eighty per cent. of the nurses in the Army Nurse Corps, and over sixty per cent. of those in the Navy Nurse Corps, were mobilized by the Red Cross.

In addition to the numbers mentioned above 1,177 nurses who were not able to undertake active overseas service were enrolled as home defense nurses.

Vitally related to the above was the enrolment of 2,248 nurses' aids, *i.e.*, women with a practical knowledge of nursing, and the enrolment of 2,558 dietitians.

While the war phase of the nursing work naturally had first interest during the war period, peace-time activities were not overlooked.

Public health nursing, which involves community nurses whose duty it is to perform nursing and other public health services within the territory assigned to them, and which promises to be one of the largest peace-time activities of the organization, was continually developed. Communities are encouraged to employ such workers and the Red Cross trains, recruits and assigns qualified nurses for this work. A great deal of educational work is done, and nurses are helped to obtain the necessary special training by scholarships, loans, etc.

Considerable progress was made in the teaching of home hygiene and care of the sick, and home dietetics—also important branches of the regular nursing service work. In the twenty months ending February 28, 1919, over 5,000 classes were held in home hygiene and care of the sick in which 80,000 students were enrolled and over 60,000 certified upon the completion of the courses; over 500 classes were held in home dietetics, and more than 4,500 students certified.

Approximately \$3,500,000 was appropriated during the twenty months ending February 28, 1919, for carrying on the various phases of the nursing service work in the United States. A single item consisted of an appropriation of more than \$3,000,000 for equipment of nurses who were sent into overseas service. The operation of the nursing bureaus at national and divisional headquarters which direct and carry on all of the work described above cost approximately \$465,000.

### *Camp Service*

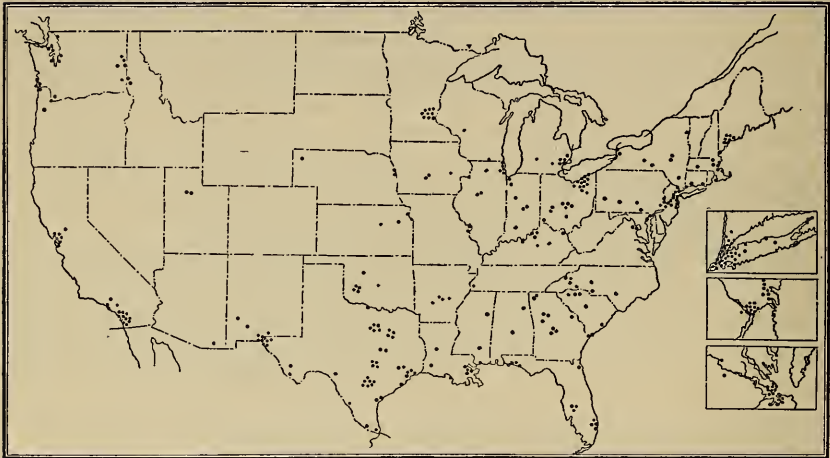
It is believed that through its "camp service" the Red Cross helped in some way practically every soldier, sailor and marine in the service of the United States.

This activity, the object of which was to assist the Army and Navy authorities to promote the well-being of soldiers and sailors in the United States, involved the distribution of comfort articles, the rendering of service to men in hospitals, the operation of a communication service between men and their families and other work of a similar nature.

The operations of the camp service have extended to 339 camps, hospitals and other military and naval establishments in the United

States. The places where this service was conducted are shown in Map 8 below.

To perform the duties assigned to it, the Red Cross found it necessary to construct a number of buildings in the various military and naval establishments. Up to February 28, 1919, 250 buildings were erected,



Map 8. 339 military and naval stations in U. S. where camp service was conducted

including ninety-two convalescent houses where soldiers and sailors on the road to recovery could pass their leisure time and find recreation, and sixty-one nurses' houses where nurses could rest and amuse themselves when not at work. Obviously, the good accomplished by these houses cannot be measured statistically, but a classified list of such houses follows:

Table 16

RED CROSS BUILDINGS IN CAMPS IN U. S.

February 28, 1919

Convalescent houses . . . . .	92
Nurses' houses . . . . .	61
Headquarters . . . . .	45
Warehouses . . . . .	14
Garages . . . . .	28
Other . . . . .	10
Total . . . . .	250

The buildings and equipment cost approximately \$3,000,000.

One of the principal services rendered by the Red Cross in camps was the free distribution of comfort articles and other similar supplies.



These supplies were often given out at the specific request of commanding officers who had found that certain articles were needed and needed quickly by their men. Supplies were not distributed without the permission of the commanding officer.

Approximately 2,700 kinds of articles were distributed free. A list of some of the principal articles distributed follows:

*Table 17*

SOME OF THE PRINCIPAL ARTICLES DISTRIBUTED FREE IN CAMPS AND HOSPITALS IN U. S. BY THE RED CROSS

*Twenty Months Ending February 28, 1910*

Bags, laundry, etc. . . . .	343,960	Magazines . . . . .	14,324
Bags, hot water . . . . .	1,126	Masks, contagious . . . . .	1,399,785
Blankets . . . . .	77,879	Masks, operating . . . . .	15,037
Books . . . . .	59,780	Musical instruments:	
Candy . . . . .	14,701 (lbs.)	Pianos . . . . .	31
Canned fruits and vegetables . . . . .	5,445 (cans)	Phonographs . . . . .	615
Chairs, invalid . . . . .	1,907	Other musical instruments . . . . .	131
Chewing gum . . . . .	38,461 (pkgs.)	Olives . . . . .	24 (gals.)
Chocolate . . . . .	2,839 (lbs.)	Oranges . . . . .	26,316
Chocolate bars . . . . .	90,375	Overshoes . . . . .	28,233 (prs.)
Christmas packages . . . . .	616,884	Pajamas . . . . .	1,188,062 (suits)
Cigarettes . . . . .	8,746,297	Pencils . . . . .	23,680
Cigars . . . . .	22,930	Pillows . . . . .	55,749
Coat hangers . . . . .	22,035	Pillow cases . . . . .	98,078
Comforters and quilts . . . . .	68,984	Pipes . . . . .	16,351
Comfort kits and bags . . . . .	963,605	Razors . . . . .	19,971
Combs . . . . .	34,249	Razor blades, safety . . . . .	19,010
Crutches . . . . .	1,233	Robes, bath, convalescent, etc. . . . .	65,224
Cups, paper drinking . . . . .	844,930	Scrap books . . . . .	14,651
Envelopes . . . . .	3,502,247	Shaving soap . . . . .	40,349
Fans, palm leaf . . . . .	5,722	Shaving brushes . . . . .	17,414
Fly swatters . . . . .	7,813	Sheets, bed . . . . .	154,693
Front line parcels . . . . .	27,887	Shirts . . . . .	29,389
Games, checkers, card games, etc. . . . .	160,293	Slippers . . . . .	45,618 (prs.)
Gloves . . . . .	182,611 (prs.)	Soap . . . . .	138,500 (cakes)
Handkerchiefs . . . . .	355,191	Soap, liquid . . . . .	2,380 (gals.)
Jackets . . . . .	25,654	Socks, cotton, bed, etc. . . . .	57,619 (prs.)
Jam and jelly . . . . .	63,106 (cans)	Surgical dressings . . . . .	661,676 (pkgs.)
Knitted articles:		Surgical instruments . . . . .	5,995
Afghans . . . . .	7,142	Tobacco . . . . .	64,836 (pkgs.)
Helmets . . . . .	985,841	Tooth brushes . . . . .	223,414
Mufflers . . . . .	901,830	Tooth paste and powder . . . . .	25,237 (pkgs.)
Socks . . . . .	3,592,126 (prs.)	Towels, hand . . . . .	278,958
Sweaters . . . . .	4,208,935	Towels, dish . . . . .	60,939
Wristlets . . . . .	1,199,420	Towelng, yards . . . . .	1,513
Other knitted articles . . . . .	3,801	Writing paper . . . . .	6,307,074 (shts.)
		Writing paper . . . . .	477,353 (tabs.)

In a sense, the most important phase of camp service consisted of the work done for sick and wounded men in the military hospitals in this country. The task was one of personal service—doing the thousand and one things that the regular hospital staff could not possibly do. As far as possible, each patient was visited every day. The following table presents statistically a record of a few of the services performed:

Table 18

## HOSPITAL SERVICES IN U. S.

*Twenty Months Ending February 28, 1919*

Visits to sick in wards . . . . .	2,539,907
Telegrams sent . . . . .	54,709
Home service cases . . . . .	42,483
Sheets writing paper issued . . . . .	6,052,037
Post cards issued . . . . .	284,227
Tablets issued . . . . .	120,006
Stamps issued . . . . .	759,507
Entertainment given . . . . .	7,976

Among their other duties the Red Cross representatives in camps and hospitals handle what are known as "home service cases." Thousands of situations arise in which soldiers and sailors become worried about their home affairs; they tell their troubles to the Red Cross representative, and he communicates with the local chapter workers who do their best to straighten out the difficulties. It sometimes happens that the domestic situation of a soldier or sailor becomes so critical as to make a furlough or even a discharge advisable. In such cases the Red Cross representative ascertains the true situation through home service channels, and communicates with the commanding officer. Following is a record of this work:

Table 19

## HOME SERVICE CASES IN CAMPS IN U. S.

*Twenty Months Ending February 28, 1919*

Furlough investigations . . . . .	21,373
Discharge investigations . . . . .	19,298
Home service cases . . . . .	173,845

It was often both a necessity and a privilege to make small loans to men in camps in great need because of temporary financial worries. Loans were restricted to legitimate causes, and were made with approval of commanding officers to boys called home by critical illness of

mother or other close relatives, to casuals or men invalidated home from overseas whose pay was in arrears, to assist men commissioned from the ranks in securing outfits, etc. Up to February 28, 1919, 25,803 loans were made, amounting to over \$325,000.

All of the Red Cross work in each camp or hospital was carried on by a field director, aided by assistants, home service and hospital workers etc. On February 28, 1919, 1,584 people were engaged in the work.

Camp service work in the United States, taken all together, required expenditures aggregating about \$38,000,000 during the twenty months ending February 28, 1919. Of this, about \$6,000,000 went to purchase supplies and for all other cash expenditures, about \$29,000,000 represents the value of chapter-produced supplies sent to the camps for distribution and about \$3,000,000 was used in constructing buildings. The operation of the military relief bureaus at national and divisional headquarters which developed and supervised all of this work, as well as related activities, cost a little less than \$570,000. Mention may also be made in this connection of contributions aggregating \$300,000 to the (Federal) Commission on Training Camp Activities—organized by the Secretary of War and the Secretary of the Navy for work involving recreation and health of American soldiers and sailors.



Map 9. 37 Red Cross sanitary units in U. S., February 28, 1919

*Sanitary Service*

Closely related to the camp service just described is the Red Cross sanitary service, embracing sanitary units, made up of bacteriologists, sanitary engineers and inspectors, Red Cross public health nurses, other trained workers and laborers, which assisted Federal, State and local authorities in securing sanitary conditions in the civil districts surrounding or adjacent to cantonments, camps and naval bases.

There were thirty-seven such units, covering in their work approximately 1,200 square miles, and located as shown on Map 9 on the preceding page.

Perhaps the most vital part of the work of these units was in helping to blot out certain diseases and in preventing the spread of others. During the twenty months ending February 28, 1919, 391,756 anti-typhoid inoculations and 153,543 smallpox vaccinations were made. The extent of the anti-malaria work during the same period is indicated by the following figures:

*Table 20*

RED CROSS SANITARY SERVICE IN THE PREVENTION OF  
MALARIA IN U. S.

*Twenty Months Ending February 28, 1919*

Area of malarial control operations (square miles) . . . . .	749
Oil drip stations in operation . . . . .	881
Gallons oil distributed . . . . .	279,093
Miles new ditches constructed . . . . .	1,706
Miles other ditches cleared . . . . .	1,800

The helpfulness of the sanitary inspection work which formed part of the program is suggested by the table that follows:

*Table 21*

RED CROSS SANITARY INSPECTIONS

*Twenty Months Ending February 28, 1919*

Supervision of water supplies	
Local water supplies inspected . . . . .	13,448
Water supplies found to be polluted . . . . .	3,043
Bacteriological examinations made . . . . .	16,180



## Inspection of food supplies

Restaurants and meat markets inspected . . . . .	145,869
Restaurants closed . . . . .	787
Dairies	
Inspection of dairies . . . . .	22,795
Dairies inspected . . . . .	7,454
Cows tested for tuberculosis . . . . .	29,504
Cows found infected . . . . .	373
Physical examinations of dairy employees and food handlers . . . . .	62,719

## Disposal of sewerage and garbage

Sewerage	
Rural homes visited and inspected . . . . .	80,892
Vaults constructed . . . . .	13,490
Sanitary privies installed . . . . .	36,097
Garbage	
Premises inspected . . . . .	282,348

The work described above required 194,250 bacteriological laboratory examinations. Closely related to this laboratory work was the work of four mobile (railway car) laboratories which were equipped to assist when epidemics threatened Army or Navy camps. Up to February 28, 1919, these cars had answered nine emergency calls and treated 8,276 cases.

To assist in blotting out the so-called "social diseases" near camps and cantonments, the units operated twenty-eight dispensaries and treated over 40,000 cases.

The public health nursing phases of the sanitary work deserve special note because of the important part such work is destined to play hereafter; its extent and nature are indicated below:

Table 22

## PUBLIC HEALTH NURSING WITHIN SANITARY ZONES

*Twenty Months Ending February 28, 1919*

## Visits made by nursing personnel

New patients visited . . . . .	53,618
Nursing visits . . . . .	90,602
Instruction visits . . . . .	104,818
School visits . . . . .	21,094
Follow-up visits . . . . .	73,811
<b>Total nursing visits . . . . .</b>	<b>343,943</b>

## School medical inspection

Schools where inspection work was done . . . . .	562
Children examined . . . . .	229,030
Children found defective . . . . .	81,983
Corrections reported . . . . .	4,389

The entire sanitary service work of the Red Cross during the twenty months ending February 28, 1919, cost a little less than \$600,000.

### *Communication Work*

Throughout the war the Bureau of Communication at national headquarters answered requests for information concerning American soldiers and sailors sent in by relations and friends from over 600,000 American homes. It had 400 searchers in France, one with every division and one at every American base hospital.

It required over 300 workers at national headquarter. More than 100,000 letters a week went through this Bureau. The entire cost of operating this Bureau and the Bureau working along similar lines for prisoners of war was, during the twenty months ending February 28, 1919, \$184,324.53.

### *Disaster Relief*

Relief of sufferers in disasters has always been a function of the Red Cross. Many calls for this kind of relief were met during the war period, but it is possible to make only brief mention of the work in this report.

During the twenty months ending February 28, 1919, assistance was rendered in twenty-five major disasters, twenty in the United States and five abroad. The range included such occurrences as the Halifax and Perth Amboy explosions, the Minnesota forest fires, Tien Tsin flood, etc. A classified list is given below:

*Table 23*

CLASSIFICATION OF PRINCIPAL DISASTERS IN WHICH THE  
RED CROSS RENDERED AID

*Twenty Months Ending February 28, 1919*

Fires . . . . .	7
Storms, cyclones, and tornadoes . . . . .	6
Earthquakes . . . . .	4
Floods . . . . .	3
Explosions . . . . .	3
Wreck . . . . .	1
Race riot . . . . .	1
Total . . . . .	25

For disaster relief work, nearly \$1,500,000 was set aside by national headquarters and the chapters.

### *Life-Saving Work*

Instruction in life-saving is one of the less known but nevertheless important activities of the Red Cross in the United States. In order to reduce the large annual loss by drowning, the Red Cross employs a life-saving expert who gives lectures and demonstrations throughout the country and organizes life-saving corps among local groups such as municipal police departments and branches of the Y. M. C. A. During the twenty months ending February 28, 1919, 191,108 were instructed in life-saving practices.

### *Organization of Base Hospitals*

An important activity of the Red Cross during the first months of the war was organizing and equipping base hospitals for service with the Army and Navy. The necessary personnel was usually recruited from the staffs of civil hospitals in the larger cities. Altogether fifty-eight base hospitals were organized, fifty for the Army and eight for the Navy; forty-seven of these were equipped by Red Cross chapters with complete outfits of beds, beddings, surgical instruments and other supplies and accessories, all of which were presented to the Government when the units were mustered in. Of the total, fifty-four served overseas, and four in this country.

In connection with this work, the Red Cross enrolled, in addition to nurses, orderlies, etc., 2,489 physicians and fifty chaplains for service with the forces of the United States.

The chapters of the Red Cross spent, in round figures, \$3,000,000 in equipping such hospitals. In addition, national headquarters made a number of appropriations to meet special needs of the hospitals, including replacements of outfits and instruments lost at sea, storage and assembling charges, special instruments and equipment and contingency funds out of which special foods, etc., could be provided for invalids.

### *Organization of Ambulance Companies*

Another and somewhat similar task undertaken for the Surgeon General of the Army involved recruiting and organizing personnel into ambulance companies. Forty-seven such companies were organized by the Red Cross, with a personnel of 4,760 men. After bringing these men together and instructing them in first-aid, the Red Cross turned them over to the Army and they were at once mustered into the service. All companies saw service overseas. In a few instances

equipment was provided by the Red Cross but usually by the Army. The equipment for these companies included 564 ambulances and 141 trucks.

A directly related service consisted in the securing of contributions for, and purchasing of, several hundred ambulances which were sent overseas for use with the hospitals conducted by the Red Cross and in supplementing the Army's ambulance service. Approximately \$250,000 was contributed and expended in this way.

#### *Other Medical and Hospital Work*

While the work done in organizing base hospitals and ambulance companies embraced the largest single tasks along hospital and medical lines that the Red Cross performed in the United States, the many other activities undertaken in the same general fields are illustrative of the part it played in supplementing the work of the Federal authorities.

The number of such supplementary activities is so large that it is practicable to name only certain of the more important, as follows: providing for costs of training reconstruction workers; equipment of workshop for re-educating crippled soldiers; equipping mobile operating unit; contribution to aid in providing free dental service to recruits first rejected because of dental troubles; allowance for expenses, enabling United States Army physicians to attend professional conventions; providing repairs to and supplies for hospital operated in Virgin Islands by United States Navy for natives, etc.

Mention may also be made in this connection of a contribution of \$2,500,000 to the National Tuberculosis Association in support of the national anti-tuberculosis work carried on by that Association.

#### *Red Cross Institute for Crippled and Disabled Men*

This Institute assists the Government in its problems of re-educating crippled and disabled soldiers. The work of the Institute has, of course, been supplementary to that of the Government, but it has involved such important activities as making studies concerning the accomplishments of other countries in the field of rehabilitation, industrial surveys determining trades for cripples, training teachers, training disabled men, and securing employment for cripples in various lines of industry. A large general educational work has been done to teach cripples of the possibilities through training, to interest employers, and to further public interest. About seven million pamphlets have been issued and over 300 lectures given in this connection.



Up to February 28, 1919, nearly \$265,000 was appropriated for operating this Institution.

The comprehensiveness of the field covered by the 542 industrial surveys which have been made is evidenced by the fact that 1,500 factories and 100 trade associations (national or local) have been visited and the names listed of 1,000 firms, embracing fifty trades, which are willing to employ cripples. The results secured by such work have an obvious value for civilian as well as military cripples.

#### *Red Cross Institute for the Blind*

This Institute was organized at the request of the Surgeon General of the Army to cooperate with General Hospital No. 7 and the Federal Board for Vocational Education in caring for blind soldiers and sailors. Its work has included industrial surveys, evolving courses of instruction and providing recreational facilities such as entertainments and libraries of books with raised type.

Toward the close of the period covered by this report it was decided that this Institute would be responsible for the entire problem of feeding, housing and training the blind of the American Expeditionary Forces. The Red Cross thus became charged with the care of over 125 blind soldiers and sailors, whom it undertook to train in many special courses.

To February 28, 1919, \$173,961.66 had been appropriated to carry on the work of the Red Cross Institute for the Blind.

#### *Supplies Operations in the United States*

The Department of Supplies at national headquarters, with branches in all divisions, was responsible for all centralized purchasing, operation of divisional and port warehouses, and transportation arrangements both within the United States and to overseas points. The size of its task is indicated by the following table:

*Table 24*

#### SUPPLIES TRANSACTIONS IN U. S.

##### *Twenty Months Ending February 28, 1919*

Cost of raw materials shipped to chapters to be made up into relief supplies	\$31,800,000
Estimated approximate value of finished relief supplies received from chapters	94,000,000
Relief supplies purchased for shipment to camps in this country	4,600,000
Purchased supplies shipped to A. R. C. commissions overseas (excluding chapter-produced articles)	31,000,000
Total	\$161,400,000

The cost of conducting the entire Department including divisional and port warehouses was, during the twenty months ending February 28, 1919, \$5,530,346. If this amount is measured against the supply transactions shown above, it will be seen that the percentage ratio of operating expense to transactions is three and four-tenths per cent.

Transportation in the United States on relief supplies cost the Red Cross over \$2,400,000, \$290,000 of which was borne by the chapters, the balance by national headquarters.

Nearly \$1,750,000 was appropriated for insuring goods shipped overseas against war and marine risk.

The value of purchased goods shipped overseas up to February 28, 1919, was over \$31,000,000. If the value of chapter-produced articles were added, the amount would be increased by more than \$50,000,000, so that overseas shipments exceeded eighty millions of dollars. Large purchases, aggregating millions of dollars, were also made in various parts of Europe.

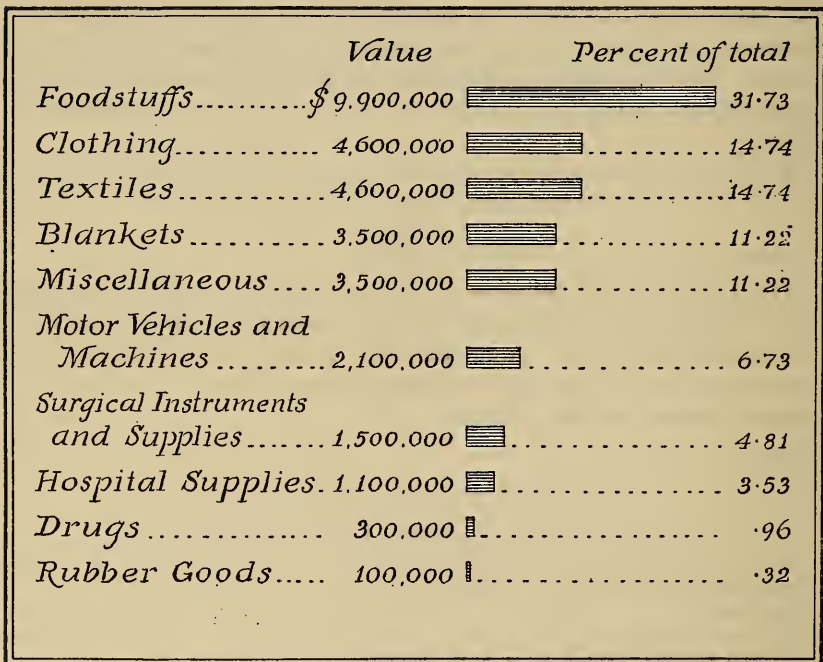


Diagram 4. Purchased supplies shipped overseas for Red Cross work, classified by kind and value. Twenty months ending February 28, 1919



Following is a table showing for all supplies, including chapter-produced articles, the tonnage shipped to the several countries involved, and on page 44 (Diagram 4) purchased supplies shipped overseas are classified by kind and value.

*Table 25*

TONS OF SUPPLIES SHIPPED FROM U. S. OVERSEAS  
FOR RED CROSS WORK

*Twenty Months Ending February 28, 1919*

(Tons of 2,000 pounds)

American prisoners of war . . . . .	1,207
Balkans (as a whole) . . . . .	5,791
England . . . . .	2,930
France . . . . .	52,000
Italy . . . . .	16,992
Palestine . . . . .	1,118
Russia . . . . .	5,842
Serbian prisoners of war . . . . .	10,238
Siberia . . . . .	3,511
Miscellaneous . . . . .	1,465
Total . . . . .	101,094 <sup>9</sup>

*Personnel*

The workers in chapters are counted by the million, and practically all are volunteers. On February 28, 1919, the forces comprising national and divisional headquarters, overseas workers, etc. aggregated 14,625 people. Of these 1,921 were volunteers and 12,704 paid workers. Table 26 on pages 46 and 47 shows the location of these workers, with classified salaries to the extent paid. The amounts paid a very large proportion of the "paid workers" represented what were in effect "living" or expense allowances. The noticeably small number of substantial salaries is due, of course, to the fact that practically all of the most important posts were filled by volunteers—the exceptions being specialists whose resources would not permit of their serving without remuneration.

<sup>9</sup> This table does not include the large quantities of supplies purchased in Europe.

Table 26

SCHEDULE OF PERSONNEL AND SALARIES OF THE  
NATIONAL ORGANIZATION

*February 28, 1919*

	\$600 or Less	\$600 to \$1,000	\$1,000 to \$1,500	\$1,500 to \$2,000	\$2,000 to \$2,500	\$2,500 to \$3,000	\$3,000 to \$4,000	\$4,000 to \$5,000
National headquarters . . . . .	86	321	551	70	45	41	24	12
Total all divisions . . . . .	191	1,318	1,117	223	123	41	63	20
Other locations in U. S.								
Camp service . . . . .	84	189	309	206	52	5	5	
Sanitary service . . . . .	10	16	100	10				
Port warehouses . . . . .	3	21	57	6	3	1	1	
Institute for Blind . . . . .		2	4	2	1		2	
Institute for Crippled and Disabled Men . . . . .	2	16	21	17	4	3	1	1
Red Cross Magazine . . . . .	3	3	6	1	1	1	3	5
Total other locations in U. S. . . . .	102	247	497	242	61	10	12	6
Total in United States . . . . .	379	1,886	2,165	535	229	92	99	38
Foreign commissions								
Commission to France . . . . .	1,260	1,150	1,175	1,200	64	126	48	20
Commission to Italy . . . . .	219	94	154	69	46	16	9	3
Commission to Great Britain . . . . .	218	253	71	66	6	19	1	4
Commission to Switzerland . . . . .	14	19	3	29	6	3	1	1
Other foreign . . . . .	179	136	75	29	47	287	79	29
Total foreign commissions . . . . .	1,890	1,652	1,478	1,393	169	451	138	57
Grand total . . . . .	<u>2,269</u>	<u>3,538</u>	<u>3,643</u>	<u>1,928</u>	<u>308</u>	<u>543</u>	<u>237</u>	<u>95</u>

Table 26

SCHEDULE OF PERSONNEL AND SALARIES OF THE  
NATIONAL ORGANIZATION—*Continued*

February 28, 1919

	\$5,000 to \$6,000	\$6,000 to \$7,800	\$7,800 to \$10,000	\$10,000 to \$15,000	Total	Volun- teers	Grand Total
National headquarters . . . .	3	3	5	1	1,162	67	1,229
Total all divisions . . . . .	3	1	-	-	3,100	442	3,542
Other locations in U. S.							
Camp service . . . . .					850	207	1,057
Sanitary service . . . . .					136	97	233
Port warehouses . . . . .					92		92
Institute for Blind . . . . .	3				14	20	34
Institute for Crippled and Disabled Men . . . . .	1				66	4	70
Red Cross Magazine . . . .			1		24		24
Total other locations in U. S. . . . .	4	-	1	-	1,182	328	1,510
Total in United States . .	10	4	6	1	5,444	837	6,281
Foreign commissions							
Commission to France . . .	15				5,058	802	5,860
Commission to Italy . . . .	4				614	36	650
Commission to Great Britain	3				641	240	881
Commission to Switzerland					76		76
Other foreign . . . . .	10				871	6	877
Total foreign commissions	32	-	-	-	7,260	1,084	8,344
Grand total . . . . .	42	4	6	1	12,704	1,921	14,625

*The Administrative Organization in the United States*

Behind all of the work described in the preceding pages, and supporting all overseas work outlined in the chapters which follow, there are the directing or "business" parts of the organization, comprising together what may well be termed "management forces." This group includes general and divisional management staff and financial, accounting, development, etc., bureaus. Its main tasks are to establish general policies, coordinate the work of all parts of the organization, and to attend to its business affairs.

The results of the work of this part of the organization do not lend themselves to statistical measurement. Perhaps the best measurement would be that based on a judgment of the Red Cross work as a whole, in that this is the field influenced.

The cost of operating all management or administration bureaus in national and divisional headquarters during the twenty months ending February 28, 1919, was \$4,359,758.03. Following are certain comparisons based on this cost:

Of each dollar *received*, one and seven-tenths cents was spent for "management."

The percentage ratio of "management" to "relief" was one and eight-tenths per cent.<sup>10</sup>

<sup>10</sup> This ratio is based on detailed computations, the basis of which is set forth specifically in published financial reports.

## IV

### WORK IN FRANCE

#### GENERAL

The mere recording of the definite services embraced in the Red Cross work in France will never approximate the story of what that work meant or of its results and value. This report is limited to the stating of facts. It must be hoped that the imagination of the reader, with the definite record before him, will translate the facts into a story wherein life and death and humanity play the part that they did in the work.

The Red Cross went to France to render service. This end was never lost sight of. It was controlling in all emergencies; indeed, the whole work was of an emergency nature. Formality or binding routine had no place. There was no time for elaborate statistical tabulation of work done. Statistics are lacking in many lines of work. Nevertheless, enough statistics are available to suggest the range and comprehensiveness not only of the particular lines covered, but of the work as a whole. No doubt certain statistics are incomplete, due to the conditions under which they were prepared, but they are never too large.

France was at once the seat of the most important theatre of war, the location of most of the American troops in overseas service, and the country whose civilians had suffered most keenly from the war.

As a result, it was also the seat of the most important operations of the Red Cross during the war.

In that country, the war had vitally affected every family in every village. In doing its work, the Red Cross found it necessary to penetrate into every section of the land. Map 10, on page 50, shows the locations of the Red Cross operations in France.

Cash appropriated for the work in France during the twenty months ending February 28, 1919, aggregated over \$57,000,000. To this may be added \$38,000,000 representing the value of chapter-produced relief supplies shipped to France, making a total of \$95,000,000 for





the twenty months' work in that country. The table that follows shows by major classifications of work how the total amount appropriated for cash expenditure was used:

*Table 27*

APPROPRIATIONS FOR CASH EXPENDITURE IN FRANCE

*Twenty Months Ending February 28, 1919*

Canteens and rest stations . . . . .	\$3,162,916.83
General services for American Expeditionary Forces . . . . .	11,349,970.42
Care of refugees . . . . .	9,225,806.34
Care of children . . . . .	3,013,505.93
Medical and surgical service . . . . .	3,711,783.55
Hospital supply service . . . . .	2,143,697.45
Tuberculosis relief . . . . .	2,372,619.61
Surgical dressing stations . . . . .	3,311,017.84
Nursing service . . . . .	1,239,292.58
Aid to disabled soldiers . . . . .	623,746.23
Relief of French soldiers' families . . . . .	3,825,971.03
Aid to French Red Cross . . . . .	1,751,493.69
Transport service . . . . .	5,298,663.29
Other relief operations . . . . .	2,313,546.90
Miscellaneous . . . . .	3,862,972.26
Total . . . . .	\$57,207,003.95

HOSPITAL AND MEDICAL WORK, WITH ARMIES AND NAVY

*Hospitals for American and Allied Troops*

There were twenty-four Red Cross hospitals in France operated to assist the medical service of the United States Army. Although different circumstances surrounded the establishment and maintenance of each one of these hospitals, it is generally true that they were operated jointly by the American Red Cross and the United States Army under an arrangement by which the Red Cross supplied the management and equipment, and the Army furnished the scientific personnel. However, the Red Cross often assumed complete direction of the hospital, and sometimes furnished physicians and nurses.

Most of these hospitals were conducted for sick and wounded American soldiers, but, of course, French and other Allied troops were also admitted. One hospital was operated for the American Navy, one for Czecho-Slovak troops, one for Army auxiliary personnel, such as the Y. M. C. A., the Knights of Columbus and the Red Cross, and one for neighboring civilian personnel whose health had become a menace to American soldiers.

A summary of the work performed in all of these twenty-four hospitals, based on incomplete records, is shown below:

Table 28

WORK IN TWENTY-FOUR RED CROSS MILITARY HOSPITALS IN FRANCE

*Twenty Months Ending February 28, 1919*

Patient days . . . . .	1,154,854
Patients admitted . . . . .	91,356
Patients died . . . . .	1,457
X-ray examinations . . . . .	29,050
Foreign bodies located . . . . .	8,297
Bacterial counts . . . . .	8,235
Blood examinations . . . . .	6,827
Cultures . . . . .	10,008
Operations . . . . .	22,508
Beds . . . . .	14,890
Maximum bed expansion . . . . .	17,751

The growth of the Red Cross military hospital service during the months in which America was actively engaged in the fighting is shown in the following diagram.

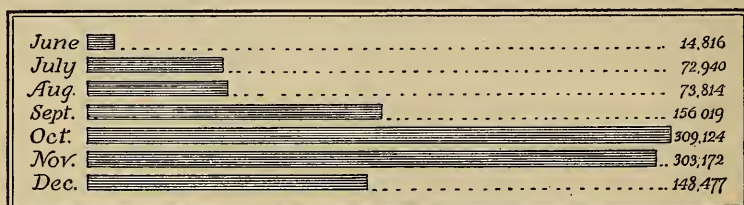


Diagram 5. Hospital days in Red Cross military hospitals in France during months of America's most active service, June, 1918, to December, 1918

As an indication of the ability to meet emergencies, a complete 1,000 bed hospital was made ready in forty-eight hours.

*Convalescent Homes for American Soldiers*

In addition to the twenty-four military hospitals mentioned above, the Red Cross operated twelve convalescent homes for American soldiers who no longer required active hospital care but had not entirely recovered from their sickness or wounds. These homes had 2,374 beds, and 2,692 patients were admitted. Patients were in the homes a total of 56,739 days (patient days).

*Dispensaries and Infirmaries for American Soldiers*

To assist the United States Army in handling less serious cases of sickness and injuries the Red Cross operated in France eight infirmaries and thirteen dispensaries. Some of these establishments were connected with Red Cross hospitals or canteens, and three of them were limited to dental work. During the period covered by this report 52,809 cases were treated in the infirmaries and 128,736 by the dispensaries.

*Hospital Supply Service for American Army*

Emergency depots of hospital supplies were always held by the Red Cross at the call of the Army. It was a supplementary service, but many times it met a vital need that otherwise would not have been met, admittedly lending to the saving of thousands of lives that otherwise would have been lost.

Hundreds of different kinds of things were furnished on emergency call. In addition to millions of surgical dressings and other ordinary hospital supplies, such things as tents, barracks, portable laundries, shower and delousing plants, disinfecting machines, sterilizers, laboratory outfits, and ice-making plants were also distributed.

A further suggestion of the extent of this work may be conveyed by two illustrations: in a single day during the heaviest of the summer of 1918 fighting, 128 emergency requisitions were received, each covering from one to fifty items; again, on one day at the start of the St. Mihiel offensive, fifteen carloads of surgical dressings and front-line packages were shipped to the American front.

What might be termed the mechanical aspect of this work reached an unusual standard of effectiveness, which may be illustrated by two instances: a request for 15,000 articles of various kinds, including medical supplies, food, and comforts, required for immediate use on the American front, was received in Paris at 4 p. m., the goods assembled from three warehouses and delivered at the front at midnight; in another case, a marine officer arrived in Paris at 1 a. m. with a large, urgent order, was given a bed to rest in and then started on his way back to Château-Thierry at 3 a. m., with his supplies loaded in three camionettes.

*Red Cross Supply Service for French Hospitals*

The Red Cross operated a similar supply service for French hospitals, practically all of which were in desperate need of supplies. Up to

February 28, 1919, this service had been extended to 3,780 institutions. Millions of articles of hundreds of different kinds and aggregating in weight more than 3,820,000 pounds have been distributed in this work.

There was another line of Red Cross work directly affecting French hospitals, *viz.*, a visiting service, conducted by Red Cross women, for the benefit of wounded American soldiers who had been brigaded with the French.

#### *Production and Supply of Splints*

At the request of the Army, the Red Cross undertook to supply the American Expeditionary Forces with all necessary splints. By means of orders placed with private firms and the operation of a factory in France a complete supply was made available for American soldiers at no cost to the Army. More than 294,000 splints were supplied.

#### *Production and Supply of Nitrous Oxide and Oxygen*

The Army also relied on the Red Cross for its full supply of nitrous oxide and oxygen. (Nitrous oxide is a new and improved anæsthetic, particularly valuable in cases where patients are too weak to take ether.) The Red Cross met this requirement by means of shipments from America and the organization of production in France. No charge was made for this service.

The following table gives statistics concerning the production and distribution of these commodities:

*Table 29*

#### RED CROSS PRODUCTION AND SUPPLY OF NITROUS OXIDE AND OXYGEN

*Twenty Months Ending February 28, 1919*

	Gallons
Distribution of nitrous oxide	
Army . . . . .	3,176,256
Red Cross hospitals . . . . .	405,620
Miscellaneous . . . . .	251,110
	<hr/>
Total . . . . .	3,832,986
Distribution of oxygen	
Army . . . . .	299,510
Red Cross hospitals . . . . .	155,320
Miscellaneous . . . . .	52,560
	<hr/>
Total . . . . .	507,390

*Reconstruction and Re-education*

The Red Cross operated a service to assist the American and French Governments in their problems of re-educating crippled and disabled soldiers and sailors. Certain aid of a less extensive character was also given to disabled Serbians. Mention has already been made (see page 42) of work along similar lines done by the Red Cross in America through its Institute for Crippled and Disabled Men, which should be referred to in this connection.

The relief of French mutilés included the operation of a school farm, the manufacture of portrait masks and artificial limbs, the operation of an educational and publicity service, and assistance to French institutions offering commercial and industrial courses to mutilés. It is estimated that 65,000 of the 600,000 crippled French soldiers were reached by the Red Cross. Statistics concerning this work are given in the table below:

*Table 30*

## RED CROSS AID TO FRENCH MUTILÉS

*Twenty Months Ending February 28, 1919*

Instruction in farming	
Men instructed . . . . .	123
Teaching days . . . . .	5,327
Portrait masks made . . . . .	94
Artificial limb apparatus distributed . . . . .	2,284
Men attending lectures on reconstruction . . . . .	39,200
Leaflets distributed . . . . .	46,000
Men helped through donations to French institutions . . . . .	56,426

To assist American disabled soldiers, the Red Cross collected information for the United States Government and undertook an educational campaign to spread information concerning reconstruction possibilities. It is estimated that the majority of the 230,000 American troops who were injured in battle were reached by the Red Cross. Statistics concerning this work are given below:

*Table 31*

## RED CROSS AID TO DISABLED AMERICAN SOLDIERS IN FRANCE

*Twenty Months Ending February 28, 1919*

Talks in huts and wards . . . . .	3,929
Men reached by talks . . . . .	136,400
Personal conferences held . . . . .	64,255
Applications for training courses . . . . .	27,210
Bulletins distributed . . . . .	559,500



## CANTEENS

*General*

The best story of the Red Cross canteen service is one that would be given by the men who were benefited by it. However, the following simple record is bound to carry definite meaning:

Table 32

## SUMMARY STATISTICS OF RED CROSS CANTEENS IN FRANCE

*Twenty Months Ending February 28, 1919*

Canteens operated . . . . .	130
Men served . . . . .	15,376,324
Meals furnished . . . . .	6,153,595
Drinks furnished . . . . .	12,701,850

It should be borne in mind that all service except complete meals was rendered free, and only a nominal charge exacted for meals.

*Front-line Canteens*

The canteen work right up by the front lines is undoubtedly the most interesting part of the whole canteen service. In this work, men often worked under shell-fire for days, beset by difficulties, surrounded with




Diagram 6. Thousands of drinks served in Red Cross canteens at the front, by months, September, 1917, to December, 1918



dangers, distributing hot drinks, cigarettes, tobacco, chocolate, medical supplies and other articles to American and French soldiers near the front lines. There were twenty-two of these canteens and six outposts, through which 5,788,110 hot drinks were given away. The growth of this service is shown by Diagram 6 on the opposite page.

### *Line of Communication Canteens*

On the railroad lines connecting the French cities with the front, the Red Cross operated seventy-five canteens for the benefit of American and Allied soldiers in transit. This service added to the comfort of the passing troops by furnishing meals, refreshments, baths, and shelter, and by administering to the sick and wounded. Summary statistics of this work, which by no means tell the complete story, are given below:

*Table 33*

#### RED CROSS LINE OF COMMUNICATION CANTEENS

*Twenty Months Ending February 28, 1919*

Meals furnished in canteens . . . . .	2,350,272
Men served from station platform . . . . .	2,444,116
Men served in dormitories, infirmaries, and rest rooms . . . . .	286,026
Drinks furnished . . . . .	5,484,102
Doughnuts furnished . . . . .	358,179

### *Aviation Canteens*

In four American aviation camps the Red Cross operated canteens which performed a combination of canteen and camp service, distributing food, clothing, games, and comforts. The following table gives statistics concerning a part of this work:

*Table 34*

#### RED CROSS AVIATION CANTEENS

*Twenty Months Ending February 28, 1919*

Men served . . . . .	98,178
Drinks furnished . . . . .	614,638
Magazines furnished . . . . .	11,460
Garments furnished . . . . .	5,961
Garments mended . . . . .	5,769
Men served in barber shop . . . . .	44,420
Loans of books . . . . .	38,451

*Evacuation Hospital Canteens*

The Red Cross conducted sixteen canteens in evacuation hospitals of the United States Army. This service distributed refreshments, furnished special food for the sick and wounded and operated rest rooms and recreation houses. Every United States sanitary train was visited, and cigarettes, gum and cocoa given to each individual. Statistics concerning this work are given below:

Table 35

## RED CROSS CANTEENS IN EVACUATION HOSPITALS

*Twenty Months Ending February 28, 1919*

Drinks of cocoa furnished . . . . .	815,000
Cigarettes distributed . . . . .	2,845,000
Papers and magazines distributed . . . . .	49,180
Letters written . . . . .	5,200

*Metropolitan Canteens*

In the metropolitan area of Paris, the Red Cross operated thirteen canteens to provide food and lodging for American and French troops. The service rendered by these canteens is shown below:

Table 36

## RED CROSS METROPOLITAN CANTEENS

*Twenty Months Ending February 28, 1919*

Meals furnished American soldiers . . . . .	630,740
Meals furnished French soldiers . . . . .	3,170,933
Meals furnished wounded soldiers . . . . .	1,650
<b>Total meals furnished . . . . .</b>	<b>3,803,323</b>
Beds supplied American soldiers . . . . .	41,285

In addition to the metropolitan canteens mentioned above, the Red Cross financed either wholly or in part twelve other canteens in the Paris area controlled by the French. During the period covered by this report these canteens furnished 4,213,200 meals.

## RECREATIONAL AND WELFARE SERVICE FOR SOLDIERS AND SAILORS

Representatives of the Red Cross were attached to every United States division and naval station in France. Their task was to do

everything that could be done legitimately to aid the troops and to add to their comfort. Through them, troops in financial troubles were aided; if family troubles developed, steps were taken to assure that the Red Cross organization in the States reached out a helping hand to the family concerned; thousands of letters were written for boys unable to write; personal services of numerous kinds were rendered; newspapers and periodicals were distributed by the millions; all activities for entertaining the troops were fostered; comfort supplies were issued by the million—particularly the knitted sweaters, socks, etc., made by the chapter women in America.

A list of the kinds of things distributed would fill a volume. The extent of the service may be suggested by mention of a few items selected at random: barracks, books, coal, communion services, Christmas gifts, flags, footballs, baseballs, playing cards, ice-cream freezers, moving-picture films, pianos, phonographs, needles, printing presses, shaving outfits, stoves, tea, cigarettes, tobacco and writing materials.

Perhaps one example will serve to illustrate the important character of the work performed by the Red Cross representatives with the Army. Just before a certain division was expected to make an attack, a Red Cross captain was urgently asked for additional ambulances. By motoring through the night to Paris this man was able to appear at the front the next day with ten ambulances, which performed such effective service under fire that all the drivers were cited for bravery.

#### HOME AND HOSPITAL SERVICE FOR SOLDIERS AND SAILORS

This work was essentially the same as the camp service work in hospitals in the United States. It confined its efforts very largely to the sick and wounded American soldiers and sailors in hospitals, providing dainties, comforts, recreation for them and a communication service which kept relatives at home informed regarding the welfare and whereabouts of their boys.

#### *Hospital Farms and Gardens*

This phase of the work included, among other things, the operation of hospital farms and gardens which served the double purpose of furnishing healthful exercise to convalescent soldiers and providing the patients with fresh vegetables. Statistics showing the nature of this work follow:

Table 37

## RED CROSS HOSPITAL FARMS AND GARDENS IN FRANCE

*Twenty Months Ending February 28, 1919*

Farms and gardens operated . . . . .	23
Acreage . . . . .	374
Convalescents employed (daily average) . . . . .	113
Hours of convalescent labor . . . . .	77,130

*Hospital Recreational Huts*

These were club-rooms for the convalescents, where entertainment and light refreshments were provided, and where the recovering soldier could rest quietly in pleasant surroundings with books, periodicals, home papers and writing materials at hand. Perhaps the most appreciated element was the opportunity to enjoy the companionship of the American Red Cross girls by whom the huts were operated. There were ninety-nine of these huts.

Another service rendered in the huts, or in adjoining hospital buildings, that deserves special mention is the moving-picture operations. An idea of the extent of this service is given below:

Table 38

## RED CROSS MOVING PICTURES FOR HOSPITALS

*Twenty Months Ending February 28, 1919*

Moving picture machines installed . . . . .	90
Film plays in use . . . . .	617
Feet of films in use . . . . .	1,418,000
Feet of films passed in shows . . . . .	54,895,700
Shows given . . . . .	6,697
Attendance at shows . . . . .	3,109,590
Hours of entertainment . . . . .	10,005

*Home Communication Service*

This work which involved the keeping of relatives at home informed as to the welfare and whereabouts of soldiers was conducted all over France but particularly with the men in hospitals. Through trained searchers, news of the sick and wounded was gathered, details of deaths were ascertained and men reported as missing were traced. The value of this service to the affected relatives may be imagined. The part that the Red Cross played in locating men first reported as missing was a very large one.

The extent of service rendered along the lines mentioned above is indicated by the following table:

*Table 39*

RED CROSS HOME COMMUNICATION SERVICE IN FRANCE

*Twenty Months Ending February 28, 1919*

Reports on well, wounded, and dead . . . . .	105,456
Reports on prisoners, missing, and details of deaths . . . . .	28,407
Letters written . . . . .	219,939

*Grave Photography*

A service directly related to that described above is the work of photographing the graves of all American boys who died in France. This entire work was done by the Red Cross. The family of every boy whose grave is distinguishable has received, or will receive, a picture of his grave. This work, now nearly completed, has involved the taking of some 170,000 photographs under all kinds of difficulties.

CIVILIAN RELIEF

*Relief of Refugees*

Caring for the millions of refugees who had evacuated before the German advances presented an enormous task to the French Government, and one that the Government asked the Red Cross to take a large part in.

From the start the fundamental principle in the Red Cross work with refugees was to work through and with all available French agencies rather than to attempt to establish an independent service.

Working with such agencies, the task was to provide food, clothing, shelter, medical attendance and employment. Particular mention should be made of the splendid work done by the English and American Friends, with whom the Red Cross has cooperated.

Almost every conceivable difficulty had to be overcome, but the Red Cross work directly assisted 1,726,354 refugees.

A few statistics concerning this work follow:



Table 40

## RELIEF OF FRENCH REFUGEES

*Twenty Months Ending February 28, 1919*

Total refugees aided . . . . .	1,726,354
Dwellings provided . . . . .	996
Hospitals and dispensaries operated . . . . .	67
Refugees aided in hospitals and dispensaries . . . . .	190,575
Dispensaries operated jointly by the Red Cross and the French . . . . .	5
Refugees aided in joint dispensaries . . . . .	37,581
Refugee canteens operated . . . . .	8
Refugees fed at canteens . . . . .	66,419
Workrooms operated . . . . .	68

This list makes no mention of the thousands of tons of supplies that were distributed, nor of many of the arrangements that were made to provide employment.

With the signing of the armistice, this work took on a different form—that of helping the people as they returned to the devastated area. It has involved a much larger task than the work before the armistice, for it brings to hundreds of thousands of families in great need essential assistance in re-establishing their homes and is of a permanent rather than transient value.

Communities have been encouraged to organize committees to deal with their problems; the Red Cross is now working with 200 such committees, covering in their work 1,200 towns and villages. Through the committees, the Red Cross is distributing tens of thousands of tons of needed supplies of a value of many millions of dollars.

*Relief of French Soldiers' Families*

After three years of war, the families of thousands of the French soldiers were in desperate need. Such a condition naturally reacted on the morale of the troops. The French Government welcomed the aid of the Red Cross in coping with the situation. As a result, the Red Cross operated what was in effect "home service" for the families of French soldiers.

The main work took the form of a wide distribution of cash to assist in meeting the necessities of life. At first the distribution was made through the officials of the territorial departments of the French Government. Later, the gifts were made to families recommended through the commanding officers of all parts of the French Army.

Families to the number of 87,652 were aided in this way up to February 28, 1919.



*Children's Relief Work*

The welfare of children could not be given much care by a country harassed as France was by war, and, after three years of it, there was great need for work among children. It was in this way that one of the most important branches of the Red Cross work in France developed. The work had so many human elements in it that it is with hesitancy that any mention is made of it in a statistical way.

The main task was to cope with under-feeding, under-nourishment and lack of medical care. As far as possible, the work was done by encouraging and supporting French agencies, but in many places operations were carried on directly by the Red Cross—a necessity particularly in the case of hospitals, dispensaries and clinics.

An idea of the extent of the work is given by the following table:

*Table 41*

## CHILDREN'S RELIEF WORK IN FRANCE

*Twenty Months Ending February 28, 1919*

Hospitals and convalescent homes operated . . . . .	25
Patients treated in hospitals and convalescent homes . . . . .	16,346
Dispensaries and clinics operated . . . . .	99
Patients treated in dispensaries and clinics . . . . .	189,111
School children served in canteens . . . . .	32,000
Children taught to play . . . . .	27,000
Child-welfare expositions held . . . . .	7
Attendance at expositions . . . . .	625,000
Children's institutions or societies aided . . . . .	519

Mention should also be made in this connection of the Red Cross work involved in selecting more than two thousand French war orphans for "adoption" by individuals or military units in the American Expeditionary Forces by contributions made through "Stars and Stripes"—the official newspaper of the A. E. F.

While the immediate value of the children's work in France is self-suggestive, no doubt a great permanent gain will be made through the stimulation this work gave to all welfare work with children.

*Anti-Tuberculosis Work*

Work in combatting tuberculosis also naturally suffered because all French efforts were centered on the war, and there was a large increase in the disease directly from the war's effects. In this field, too, the Red Cross was able to undertake large and important work, in co-operation with the Commission for the Prevention of Tuberculosis,

financed by the Rockefeller Foundation. Substantial cooperative aid was given in this work by the *Société des Tuberculeux de la Guerre*.

Again, the main efforts of the Red Cross were directed towards assisting in every way possible existing French agencies engaged in such work. In only a few instances were institutions operated directly by the Red Cross. A brief statistical summary of the work follows:

*Table 42*

ANTI-TUBERCULOSIS WORK IN FRANCE

*Twenty Months Ending February 28, 1919*

Tuberculosis institutions aided . . . . .	847
New beds added to tuberculosis institutions . . . . .	2,678
Red Cross tuberculosis hospitals operated . . . . .	5
Beds in Red Cross hospitals . . . . .	675
Patient days in Red Cross hospitals . . . . .	172,942
Patients cared for other than in Red Cross hospitals . . . . .	4,423

The Red Cross part in anti-tuberculosis work in France extended beyond the work for French nationals just described. To mention only two instances, it assisted in the development of a hospital for use by tubercular American troops prior to their return to the States, and directly aided agencies for tubercular Serbians in France.

OTHER ACTIVITIES

The preceding pages have covered only the major tasks undertaken by the Red Cross in France. Space does not admit of mentioning each of the many other activities, which included important research work along medical lines, emergency relief to stranded Americans and to the nationals of Allied nations, support given to the French Red Cross (including a contribution of approximately \$1,750,000) and assisting U. S. Army nurses by equipment issues, supplementary allowances, etc.

Nor is this the place to deal with the Red Cross organization in France as an organization, or with the personnel that made up the organization. Perhaps the record presented in the preceding pages gives, by itself, an idea of the forces that carried on the work described.

## V

### WORK ELSEWHERE OVERSEAS

#### GENERAL

Outside of the work in France, the Red Cross did relief work in twenty-four foreign countries during the period covered by this report. That this work, which is brought together under the caption "Work Elsewhere Overseas," was not insignificant is indicated by the fact that cash appropriated for it aggregated over \$63,000,000, while the value of chapter relief supplies used in it was approximately \$12,000,000, producing a total of \$75,000,000 for the twenty months ending February 28, 1919.

While different kinds of work were carried on in each country, in accordance with the particular needs of the country concerned, there were practically no kinds of work that were not also undertaken in France. It might almost be said that the work in each country was simply a duplication, in a smaller way, of the work done in France, though, of course, there was no need in certain places of particular activities that were greatly needed in France. In each place, the endeavor was to do the things that were most needed and thereby to strengthen the Allied nation where it was weakest—always, of course, confining activities to the field that the Red Cross could properly undertake.

Because of these circumstances, and because of a desire to make this report as brief as it can be made consistent with comprehensiveness, details of the work done in each country outside of France will not be presented—dependence being placed on the descriptions of each kind of work that have been given in the preceding chapter, which is devoted to the work in France.

The present chapter will be confined to brief mention of the main lines of work carried on in each country in which Red Cross operated extensively.

The table that follows shows the cash appropriations for the countries where the important operations were conducted:

Table 43

## APPROPRIATIONS FOR CASH EXPENDITURE ELSEWHERE OVERSEAS

*Twenty Months Ending February 28, 1919*

Belgium . . . . .	\$3,875,161.12
Italy . . . . .	11,972,819.11
British Isles . . . . .	11,267,304.53
Switzerland . . . . .	5,972,777.38
Palestine and Near East . . . . .	8,320,211.32
Balkans . . . . .	4,569,868.96
Russia (excluding Siberia) . . . . .	2,240,167.02
Siberia . . . . .	8,225,769.67
Other activities overseas . . . . .	7,396,575.93
<b>Total . . . . .</b>	<b>\$63,840,655.04</b>

## BELGIUM

While the somewhat general similarity in conditions made the needs in Belgium parallel those in France, an important difference was due to the fact that such a large proportion of the country was occupied by the Germans, with the result that refugees were scattered through France, Holland, England and Switzerland. This condition naturally imposed great difficulties on the Belgian Government, and on the Red Cross in its endeavors to help the people in want.

As in the case of the work in France, the main policy of the Red Cross was to aid the people by supporting and helping national agencies. In this undertaking, relief was given through the Belgian Red Cross and some 300 other Belgian relief organizations, some of the major activities being described in the paragraphs that follow.

*Soldiers' Relief Service*

More than sixty relief organizations were aided by the Red Cross in carrying on activities directly connected with the welfare of Belgian soldiers. Among these activities were hospitals, canteens and rest houses, bath and lodging houses, libraries and reading rooms, schools and farms for re-education of mutilés, manufacturing and distribution of artificial limbs, cinemas and concerts, athletic contests, gifts of musical instruments and music, supplementary allowances for nurses, care of Belgian soldiers' families, gifts to decorated and specially meritorious soldiers and research and employment service for disabled and discharged soldiers.

Eighty-two canteens served approximately 25,000 soldiers daily.

Twenty-eight hospitals were aided by gifts of cash and supplies of numerous kinds.

Cinemas at the front entertained an average of 8,000 men daily.

Libraries were equipped with nearly 300,000 volumes; one reading room alone served 450,000 men in one year.

An educational course was given to 7,500 Belgian soldiers during one year.

### *Relief of Children*

The Red Cross made grants to nearly seventy organizations carrying on relief work for children. Children's colonies were established in France, Switzerland and Holland. Baby-saving work was conducted in Belgium and in refugee centers. Everything possible was done to preserve the health and welfare of these children.

The Red Cross aided directly in evacuating some 20,000 children, placing 8,000 in France, 2,000 in Switzerland and 10,000 in Holland—in school colonies, etc.

Fifteen milk distributing depots were maintained in unoccupied Belgium.

Four hundred baby clothing outfits were distributed monthly to Belgian children in France.

A dispensary was established and operated by the American Red Cross at Le Havre, France, in April, 1918, and in September a hospital of 20 beds was added. Social service and public health nursing were also carried on. To February 28, 1919, a total of 14,610 dispensary patients were treated, 2,523 house visits were made by doctors and nurses and 195 hospital patients treated.

### *Relief of Civilians*

When one considers that approximately 90,000 Belgian civilians remained in unoccupied Belgium within range of German guns, and that 600,000 found refuge in other countries, some idea can be obtained of the hardships these people went through during more than four years of war.

Grants were made to nearly 150 relief agencies, and with these agencies the Red Cross cooperated in:

Establishing and maintaining hospitals, refugee colonies, health centers, etc.;

Providing housing accommodations, clothes, household furniture, livestock, etc.;



Transporting refugees to places of safety;  
Maintaining a service by which members of families were brought  
in touch with one another.

In short, the Belgian refugees were followed wherever they went and provided with suitable food, clothing and comforts.

#### ITALY

A permanent Red Cross Commission for Italy was appointed in the fall of 1917 and arrived in Rome during the latter part of December. In January, 1918, it took over the work of a temporary Commission, composed of members of the Red Cross Commission for France who had been sent to Italy at the time of the great emergency resulting from the Caporetto disaster of November, 1917.

Red Cross work in Italy thus commenced in November, 1917, during the great offensive, when the need for moral and material assistance from America was urgent. The help given at this time was confined mainly to hospital and ambulance service for the hard-pressed soldiers at the front, and relief of refugees from the Venetian plains.

During the following months the work of the Red Cross extended to 141 towns, as shown on the map on page 70, as well as to thousands of smaller villages from the Alps to the Island of Sicily.

#### *Service for American Soldiers and Sailors*

Red Cross work for American soldiers and sailors in Italy included hospital service, canteen service, and home and communication services.

Large quantities of medical and surgical supplies and considerable equipment, including drugs, medicines, surgical instruments, sterilizers, incinerators and X-ray machines, were furnished the American military and naval forces. Four hospitals were operated—one for the Army, one for the Navy and two for American war workers.

Canteens were established wherever American soldiers were stationed, and rolling canteens followed them to the front when they took part in the victorious Italian offensive of October, 1918.

Other Red Cross work for American soldiers in Italy included the distribution of comforts and the operation of a home and communication service which up to February 28, 1919, had handled over 22,000 cases. Perhaps the most important of these cases were 14,600 in-

stances in which correct addresses were secured for allotments to American soldiers' families residing in Italy.

#### *Medical and Hospital Service for the Italian Army*

As a result of the 1917 offensive, the Italian Army lost one hundred hospitals and two main field magazines of medical supplies. The disorganizing effects of these reverses were increased by the fact that thousands of wounded soldiers were coming in from the front.

Although at this time the Red Cross had barely commenced operations in Italy, the seriousness of the situation was at once appreciated, and large quantities of gauze, cotton, drugs and other medical supplies and equipment were given the Italian authorities. Within sixty days 951,000 articles were distributed, including ten complete field hospitals.

During the following months the Red Cross continued to furnish both the Italian Army Medical Department and individual military hospitals with general medical supplies and specialized equipment such as disinfecting machines and articles for research laboratories. A service was operated for manufacturing, sterilizing and distributing surgical dressings to supplement the regular supply of the Italian Army.

#### *Ambulance Service for the Italian Army*

On December 9, 1917, two days after the United States had officially declared war on Austria, there appeared on the streets of Milan one hundred Red Cross ambulance drivers, each driving his own car, bound for the Italian front. These and other ambulances furnished by the Red Cross handled from January 1, 1918 to February 28, 1919, 148,224 cases, making 14,194 trips and covering 652,995 miles. That the work of this service was appreciated by the Italian Government is shown by the fact that all the field personnel received War Crosses.

#### *Canteen Service for the Italian Army*

Thirty-three canteens were operated by the Red Cross in Italy for the benefit of Italian and Allied troops. Seventeen of these were scattered along the Italian front, both in the mountains and on the plains, and the remaining sixteen were located at important railroad stations along the line of communication. From these canteens drinks, chocolate, cigarettes and other refreshments were distributed, and beds and baths were often provided. The extensive nature of this work is indicated by the fact that an average of 1,400,000 men were served each month in the thirty-three canteens.



Map 11. 141 stations from which the Red Cross rendered service in Italy, November, 1917, to February, 1919

With the signing of the armistice, the service of the front-line canteens was extended to thousands of Italian prisoners returning from Austria and Germany. Because of the lack of system in liberating these men, many of them were in a half-starved condition when they reached the Italian frontier. To February 28, 1919, the Red Cross had served 1,132,300 rations to returning Italian prisoners.

*Relief of Refugees*

In its work among refugees the Red Cross cooperated with the Italian Government in making the lives of these unfortunate people as near as possible like their lives in their former homes.

Thousands of civilians were driven from the north to the south of Italy by the great offensive of 1917. Canteens and rest houses were operated by the Red Cross to help them, and clothing and other supplies were distributed among the more needy. During the following months the Red Cross assisted in caring for the refugees in the towns and villages throughout Italy. This work included the maintenance of refugee colonies, hospitals, dispensaries and food kitchens, and the operation of workrooms for the manufacture of many kinds of articles, such as clothing, embroidery, mattresses and furniture. A few statistics concerning this work are given in the following table:

*Table 44*

## RED CROSS WORK AMONG REFUGEES IN ITALY

*November, 1917—February, 1919*

Refugee colonies operated . . . . .	5
Persons cared for in colonies . . . . .	2,774
Hospitals operated . . . . .	3
Dispensaries operated . . . . .	3
Workrooms operated . . . . .	88
Persons employed in workrooms . . . . .	9,957
Garments produced in workrooms . . . . .	1,411,105
Food kitchens operated . . . . .	50
Rations served daily in food kitchens (average) . . . . .	28,664
Persons furnished uncooked food . . . . .	424,600

The above statistics do not show the large quantities of supplies distributed among refugees. A few of these supplies are mentioned below:

*Table 45*A FEW OF THE SUPPLIES DISTRIBUTED BY THE RED CROSS  
AMONG REFUGEES IN ITALY*November, 1917—February, 1919*

Garments . . . . .	891,661
Shoes (pairs) . . . . .	148,434
Cloth (yards) . . . . .	1,006,448
Bedding and household articles . . . . .	671,605
Knitting yarn (pounds) . . . . .	47,661

*Care of Children*

The Red Cross cooperated with the Italian Government in feeding, clothing and caring for the thousands of war orphans and other unhappy children in Italy. This work included the operation of summer colonies, orphanages, day nurseries, industrial schools, playgrounds and health centers, and the distribution of food and clothes. During the period covered by this report, the Red Cross was able to help 154,704 Italian children, 50,554 of whom were cared for in institutions.

*Other Activities*

The other activities of the Red Cross in Italy are too numerous to mention individually in this report. They included such important work as the distribution of cash to 326,035 needy families of Italian soldiers and the operation during the Spanish influenza epidemic of forty-eight relief stations from which special foods were distributed and medical aid was given.

Mention should also be made of certain work in connection with the victorious Italian offensive of the fall of 1918, during which Red Cross ambulance and camion services followed the Italian troops to assist in legitimate ways both the Army and the civilian population in the regained territory.

## BRITISH ISLES

American Red Cross activities in the British Isles consisted chiefly of caring for American soldiers and sailors passing to and from the front, providing for those shipwrecked nearby, and caring for the American wounded.

The map on page 74 indicates the extent of the Red Cross work in the British Isles.

*Hospital Service*

A foremost place in any outline of Red Cross work must always be given to the hospitals. The importance of this activity in the British Isles was emphasized during the time American troops were brigaded with British. The American wounded from these units were necessarily taken to the British Isles.

There were thirteen American Red Cross hospitals in the British Isles for American military and naval forces, which cared for 6,000 patients. Several of these hospitals were organized or constructed by the Red Cross, and then turned over to the American Army Medical Corps;



others were operated under an arrangement by which the American Red Cross furnished the management and the equipment and the American Army supplied the technical personnel. One of these hospitals was for American nurses, and two were operated for the Navy.

In addition to the American Red Cross hospitals in the British Isles for American soldiers, there were several American Army and Navy hospitals. American Army patients were also cared for in 200 British institutions. Wherever there were American Army or Navy patients in the British Isles, the Red Cross assisted in every way possible through its hospital visiting service, its casualty information service and its distribution of hospital and medical supplies, equipment and comforts.

In addition, the Red Cross operated small hospitals or infirmaries for American soldiers in fifty camps throughout the British Isles.

#### *Camp and Canteen Service*

The importance of the camp and canteen service for American soldiers and sailors carried on by the Red Cross in the British Isles is suggested by the fact that nearly one million American soldiers passed through Great Britain during the period covered by this report and that a large portion of them was scattered through 100 camps for rest and training. The camp service included the distribution of many kinds of supplies and comforts, erection of shower baths and performance of emergency service of every description.

The Red Cross, in the beginning of its work, depended largely on the British canteens, to which liberal donations were made. Later, the Red Cross equipped and operated its own canteens in metropolitan districts, along lines of communication and at ports. Perhaps the four most important were located at Liverpool, London, Glasgow and Southampton.

Following is a list of some of the principal items distributed free to American soldiers and sailors through the Red Cross camp and canteen service:

#### *Table 46*

##### SOME OF THE PRINCIPAL ARTICLES DISTRIBUTED FREE TO AMERICAN SOLDIERS AND SAILORS IN THE BRITISH ISLES

##### *Twenty Months Ending February 28, 1919*

Bags (comfort) . . . . .	54,720	Brushes (hair) . . . . .	6,907
Bedspreads . . . . .	9,325	Brushes (shaving) . . . . .	22,931
Biscuits . . . . .	34,631 (lbs.)	Brushes (tooth) . . . . .	59,514
Blankets . . . . .	39,944	Buns . . . . .	70,871



Map 12. 320 stations from which the Red Cross rendered service in the British Isles, October, 1917, to February, 1919

Cake . . . . .	121,995 (lbs.)	Phonograph records . . . . .	6,896
Candy . . . . .	16,266 (lbs.)	Pianos . . . . .	8
Cheese . . . . .	7,707 (lbs.)	Other musical instru-	
Chocolate bars . . . . .	1,001,100	ments . . . . .	463
Chocolate . . . . .	169,033 (lbs.)	Napkins (paper) . . . . .	1,136,075
Cigarettes . . . . .	8,432,557	Oranges . . . . .	766,556
Coffee . . . . .	20,370 (lbs.)	Pajamas . . . . .	311,820 (suits)
Combs . . . . .	10,230	Potatoes . . . . .	44,866 (lbs.)
Eggs . . . . .	85,448	Razors (safety) . . . . .	36,967
Flags . . . . .	18,458	Razor blades . . . . .	133,959
Fruits . . . . .	37,001 (cans)	Sheets . . . . .	51,084
Fruits (dried) . . . . .	31,645 (lbs.)	Shirts . . . . .	37,838
Games . . . . .	20,719	Slippers . . . . .	8,974 (prs.)
Gloves . . . . .	36,514 (prs.)	Soap . . . . .	139,377 (cakes)
Gum (chewing) . . . . .	5,183,187 (pieces)	Soap (shaving) . . . . .	71,687 (sticks)
Handkerchiefs . . . . .	125,679	Socks . . . . .	104,485 (prs.)
Honey . . . . .	3,868 (lbs.)	Soup . . . . .	14,195 (cans)
Jam . . . . .	16,824 (lbs.)	Sugar . . . . .	99,318 (lbs.)
Knitted articles:		Surgical dressings . . . . .	816,164
Helmets . . . . .	25,394	Talcum powder . . . . .	27,215 (cans)
Mufflers . . . . .	23,644	Tea . . . . .	1,905 (lbs.)
Sweaters . . . . .	90,191	Testaments . . . . .	294
Wristlets . . . . .	24,344	Tobacco (smoking) . . . . .	133,820 (pkgs.)
Matches . . . . .	127,593 (boxes)	Tooth paste . . . . .	79,819 (tubes)
Meat . . . . .	41,885 (lbs.)	Towels . . . . .	79,819
Milk . . . . .	44,598 (cans)	Writing paper:	
Milk . . . . .	49,230 (qts.)	Envelopes . . . . .	1,007,222
Musical instruments:		Pads . . . . .	85,506
Phonographs . . . . .	302	Sheets . . . . .	107,756

### *Care of the Shipwrecked*

The Red Cross helped in every way possible those American soldiers who were survivors of the transports "Tuscania" and "Moldavia," which were sunk in the neighborhood of the British Isles. Money, clothing, comforts and other supplies were given to these survivors; and those placed in hospitals were given every assistance by Red Cross representatives.

Anticipating future occurrences similar to the sinking of the "Tuscania" in February, 1918, the Red Cross made provision for caring more completely for the survivors. Stores of clothing, first-aid outfits and other necessary supplies were located at various Irish stations for completely outfitting 6,000 Americans on short notice. Arrangements were made for billeting and feeding any number that might be landed at out-of-the-way places, while a fleet of motor cars was made available for emergencies.

*Other Activities*

Space is not available in this report to tell of all the activities of the Red Cross in the British Isles; home service, communication service, nursing service and kindred activities are covered at length in the chapter on France.

Mention should be made, however, of the work of the London Chapter of the American Red Cross. This Chapter carried on all of the Red Cross activities in Great Britain prior to the appointment of a commission, and since then has worked in close cooperation with it, operating a hospital supply service; work shops for making surgical dressings, hospital garments, etc., employing over 2,000 women; an officers' hospital and a well-equipped club for nurses. It has active committees dealing with comforts for soldiers, distribution of books, entertainment of officers and nurses in London and kindred activities.

Mention should also be made of more than \$5,000,000 contributed by the Red Cross to other relief organizations in the British Isles; among other items, \$4,500,000 was given to the British Red Cross, and \$250,000 to the Scottish Women's Hospital.

## SWITZERLAND

The two most urgent reasons for Red Cross work in Switzerland were, first, the necessity of working from that country in aiding American



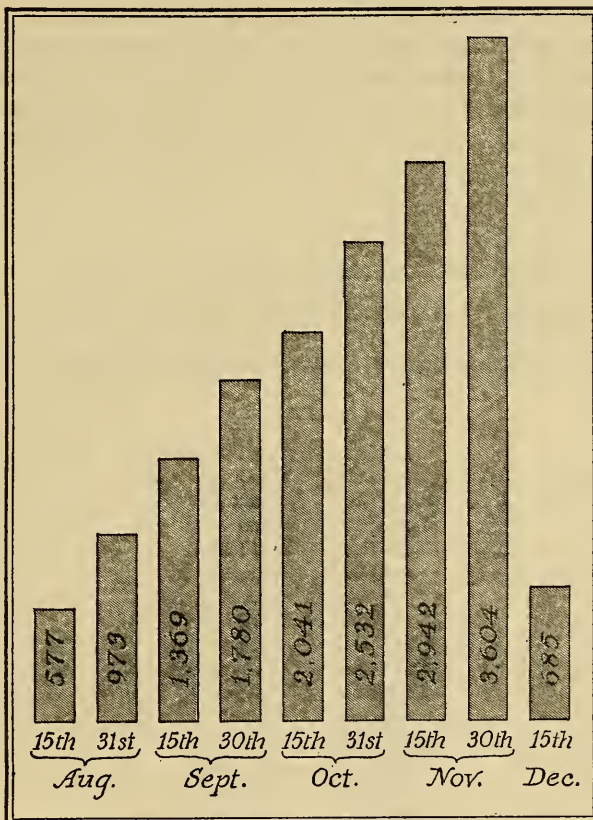
Map 13. 25 stations from which the Red Cross rendered service in Switzerland, May, 1918, to February, 1919

soldiers in German prison camps, and, second, the need for extending to the Swiss Government and people aid in caring for the thousands of refugees from many lands who were located in Switzerland.

Map 13 on the opposite page shows the places from which the Red Cross operated in Switzerland.

### *Prisoners' Relief Service*

This service rendered aid to all American prisoners of war, and to many Allied prisoners, by supplying food and clothing, forwarding mail and money and communicating with the families and friends of the prisoners.



*Diagram 7. American prisoners in German and Austrian prison camps aided by the Red Cross, August 15, 1918, to December 15, 1918*



On August 15, 1918, the Red Cross was aiding 577 American prisoners in 39 prison camps. On November 30, 1918, this number had increased to 3,604 (including 12 sailors and 146 civilians) in 72 prison camps. Diagram 7, on page 77, shows the number aided by months.

Supplies were shipped weekly or fortnightly by the Red Cross in twenty-pound packages, to all American prisoners of record, wherever located. At the start of this service the Red Cross furnished all such supplies free. Later, the U. S. Army and Navy furnished certain essential supplies to the Red Cross, which added supplementary items such as special food for invalid prisoners, chocolate, candy, pipes, tobacco, shaving outfits, etc. Complete clothing outfits were supplied on request.

To determine whether supplies reached their destination, the prisoners were asked to sign and return a card enclosed in each package. Acknowledgments were received for ninety per cent. of the shipments.

In the following table are listed the quantities and kinds of articles furnished American prisoners, including those supplied by the U. S. Army and Navy:

Table 47

SUPPLIES FURNISHED AMERICAN PRISONERS

(Including items supplied by U. S. Army and Navy)

*Twenty Months Ending February 28, 1919*

FOOD

Beans . . . . .	1,752 (cans)	Meats (tinned) . . . . .	159,354 (lbs.)
Beans and pork . . . . .	56,400 (cans)	Milk (evaporated) . . . . .	15,528 (lbs.)
Biscuits . . . . .	76,750 (lbs.)	Oatmeal . . . . .	12,600 (lbs.)
Candy . . . . .	27,900 (lbs.)	Oleo . . . . .	57,510 (lbs.)
Cheese . . . . .	450 (lbs.)	Oil (olive) . . . . .	90 (lbs.)
Chocolate . . . . .	112 (lbs.)	Pepper . . . . .	240 (lbs.)
Cinnamon . . . . .	90 (lbs.)	Rice . . . . .	56,000 (lbs.)
Cocoa . . . . .	10,517 (lbs.)	Salt . . . . .	44,915 (lbs.)
Coffee . . . . .	57,612 (lbs.)	Soup . . . . .	10,400 (cans)
Crackers . . . . .	6,750 (lbs.)	Soup (powdered) . . . . .	7,800 (pkgs.)
Fatbacks . . . . .	19,000 (lbs.)	Spaghetti . . . . .	10,600 (cans)
Fish . . . . .	6,300 (lbs.)	Sugar . . . . .	106,520 (lbs.)
Flour . . . . .	19,992 (lbs.)	Tea . . . . .	512 (lbs.)
Fruit (dried) . . . . .	85,999 (lbs.)	Vegetables . . . . .	13,200 (cans)
Gum (chewing) . . . . .	500 (lbs.)	Vinegar . . . . .	125 (gals.)
Jam . . . . .	87,334 (lbs.)		

## CLOTHING AND OTHER ARTICLES

Brushes (clothes) . . . . .	1,100	Razors (safety) . . . . .	1,100
Brushes (hair) . . . . .	1,100	Shirts (flannel) . . . . .	800
Brushes (shaving) . . . . .	1,100	Shoes . . . . .	400 (prs.)
Brushes (tooth) . . . . .	3,100	Shoe laces . . . . .	5,500
Buttons (coat) . . . . .	800 (cards)	Shoe polish outfits . . . . .	600
Caps . . . . .	400	Slippers (felt) . . . . .	2,000 (prs.)
Cigarettes . . . . .	4,188,000	Soap . . . . .	23,300 (bars)
Cigars . . . . .	5,000	Soap (shaving) . . . . .	2,200 (sticks)
Combs . . . . .	1,100	Socks . . . . .	1,200 (prs.)
Handkerchiefs . . . . .	1,200	Suits . . . . .	400
Housewives . . . . .	1,100	Tobacco (smoking) . . . . .	105,837 (lbs.)
Knives (pocket) . . . . .	1,100	Toilet Cases . . . . .	600
Overcoats . . . . .	400	Towels . . . . .	800
Pencils . . . . .	16,000	Tooth paste . . . . .	3,300 (tubes)
Pipes . . . . .	2,000	Underwear . . . . .	1,600 (pcs.)

Mention should also be made of relief supplies aggregating nearly \$3,800,000 in value purchased by the Red Cross, from funds furnished by the Serbian Government, and forwarded to Switzerland for distribution to Serbian prisoners of war.

Among the other services performed for prisoners, the Red Cross acted as agent in transmitting over \$32,000 to imprisoned soldiers of seventeen different nationalities, nearly one-half of which went to Americans. Also, over 50,000 letters were written to relatives and friends concerning the health and whereabouts of American prisoners.

After the armistice was signed, the Red Cross distributed food and clothing to 2,600 American and 8,400 Italian prisoners repatriated through Switzerland.

*Relief of Civilians*

Relief was extended by the Red Cross to destitute children and aged persons repatriated by the Germans through Switzerland, interned Allied soldiers, interned civilians of the United States and Allies, and to Swiss families whose sons or fathers were in the service of the United States or Allied Governments.

This relief in large part consisted of establishing and maintaining hospitals, canteens, workrooms, etc.; donations to other relief organizations; and furnishing food and clothing to the needy. Mention should be made of the workrooms established for interned soldiers, where many necessary articles were made.

## BALKAN STATES

Although the American Red Cross had representatives in the Balkans as early as the winter of 1914-1915, relief activities did not

assume large proportions until the summer of 1917, when commissions were sent to Serbia and Roumania.

In the fall of 1918 a commission was sent to Greece, and early in 1919, with the opening up of large territories occupied by the Central Powers during the war, units were sent to North Serbia, Roumania, Montenegro and Albania to combat conditions beyond description. However, the work of these units was hardly well under way by February 28, 1919, hence a record of things accomplished must be omitted from this report. The appropriations for the Balkan States recorded on page 66 include \$2,550,489.99 for expenditure by these units.

However, a fair idea of the work done by the Red Cross in each of the countries comprising the Balkan States will be conveyed by the following outlines of the work done in Roumania and Serbia by the units that went to those countries during the summer of 1917.

### *Roumania*

In August, 1917, the Red Cross sent a Commission to Roumania which arrived in Jassy, the temporary capital, in September, and found great suffering on all sides. All that remained of the once prosperous kingdom was the mountainous province of Moldavia, about the size of the State of Connecticut, where the population had doubled from the influx of soldiers and refugees. Pneumonia, cholera and typhus were rampant, the medical and hospital facilities were entirely inadequate, and there was a distressing lack of food, clothing and other supplies.

Soon after its arrival, the Commission took over a 500 bed military hospital at Roman, and later assumed charge of a civil hospital in Jassy. Dispensaries for needy civilians were operated in both places. In Roman alone, more than 20,000 operations were performed or treatments given.

The chief difficulty in the way of extending general relief was to secure necessary supplies. Russia was the only gateway to the outside world, and Russia was suffering from economic disorganization. However, despite great difficulties, carloads of foodstuffs, clothing, drugs and surgical supplies were brought from Archangel, Petrograd and Moscow, and made available to the Roumanian population. In the three districts of Putna, Tekuchin, and Bocan, over 40,000 persons were fed every day by the Red Cross. A canteen was opened in Jassy, where for two months meals were given 2,000 people. The



Map 14. 13 stations from which the Red Cross rendered service in Roumania, December, 1917, to March, 1918

various places in which Red Cross service was rendered are shown on the map above.

In March, 1918, after Roumania had made a separate peace with Germany, it became necessary for the Red Cross to withdraw. The undistributed Red Cross relief supplies were turned over to the Roumanian Government and various organizations. Among these articles were foodstuffs sufficient to feed 2,000 people for three months, and large quantities of bandages, medicines and garments.

### *Serbia*

The only part of Serbia that was unoccupied when the Red Cross Commission arrived there in August, 1917, was a narrow strip of land lying along the Greek border south of Monastir, once fertile, but at that time stripped of everything by the invaders.



In this narrow area were found 50,000 Serbians wholly dependent on charity. All through Greece homeless and destitute refugees were scattered.

A supply of seed and agricultural implements was sent from America for use in cultivating 21,000 acres near Monastir. A party of agricultural experts was sent to take charge of this work.

To aid the refugees in northern Greece, the Red Cross furnished large quantities of food, clothing and medical supplies, established hospitals and built houses.

For the Serbian Army, the Red Cross, among other things, equipped and sent from America complete dental units, furnished supplies and equipment to Serbian Army hospitals, established canteens for convalescent soldiers and sent clothing to Serbian prisoners in Bulgaria.

Mention should also be made of a contribution of \$50,000 to the Serbian Red Cross, and of the aid extended to the Serbian Government in caring for prisoners of war (see page 79).

#### RUSSIA

In August, 1917, the Red Cross sent a commission of specialists to Russia for the purpose of assisting this country in the same way it was helping other Allied nations. However, because of the disorganized state of the country, it was impossible to carry out the full original plan.

The commission, on its arrival in Russia, was accorded the hearty support of the Provisional Government then in power and the cooperation of the Russian Red Cross, the Sanitary Department of the Russian Army, and the Union of Zemstvos. The increasingly chaotic conditions in Russia, however, made the work more and more difficult, until in March, 1918, with the German advance on Petrograd, the commission was forced to abandon its program and move to Moscow, where it stayed doing what it could until October, 1918, when it was ordered out. Despite these difficulties, many important things were accomplished, some of which are mentioned in the paragraphs that follow.

A complete ambulance unit of 125 cars was sent from America for service with the Russian Army.

During the winter and spring of 1918 the Red Cross distributed 450,000 cans of condensed milk, helping 25,000 babies, a large number of whom would otherwise undoubtedly have perished.



During the summer of 1918, a large number of American and Allied citizens were assisted through distributions of food, clothing and medical supplies.

The wretched condition of 25,000 people employed on the Murmansk railroad was improved by large shipments of foodstuffs.

In July, 1918, the Red Cross sent an expedition to Archangel to assist the American troops operating in this northern section of the world. Red Cross work in the Archangel district has included the operation of a hospital, the distribution of comforts to American and Allied soldiers and the relief of destitute civilians.

With the assistance of the chief surgeon of the American forces the Red Cross operated a 100 bed hospital in Archangel. On December 20, 1918, there were 80 patients in this hospital, most of whom were American soldiers.

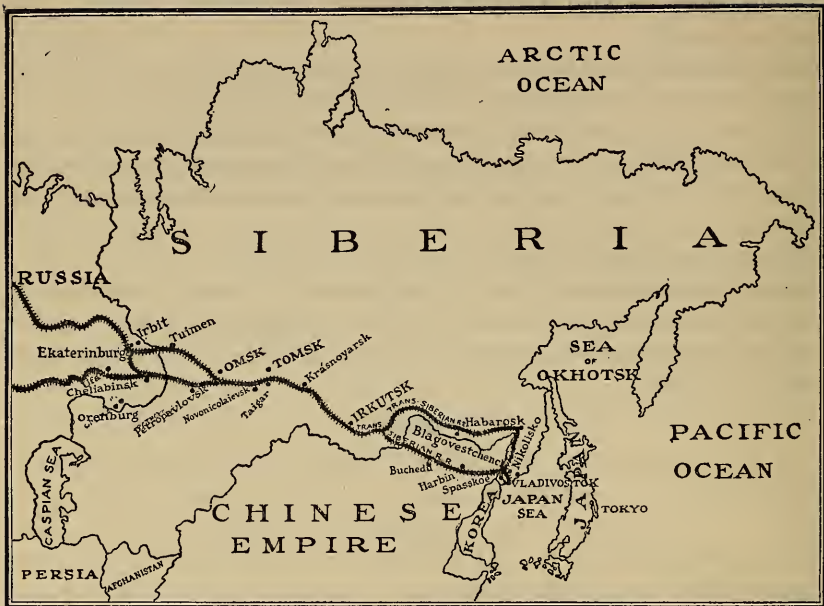
#### SIBERIA

As the opportunities for effective work in European Russia gradually narrowed, an enormous field for necessary work opened up in Siberia. An appeal for help came from the leaders of the Czecho-Slovak troops fighting in that district. Wounded soldiers were pouring into Vladivostok, with inadequate facilities available. In response to this appeal, the Red Cross sent representatives to Siberia in June, 1918, and rushed men and supplies from the United States, cooperating from the start with the Far East chapters of the Red Cross. From this start the Red Cross work in Siberia has rapidly expanded to cover many phases of military and civilian relief, with a personnel of nearly 350 Red Cross workers on February 28, 1919. The work was still being extended on that date, so that the text which follows gives only a partial idea of Red Cross work in Siberia.

The huge area to be covered, extending for 4,126 miles along the Trans-Siberian Railway as indicated on Map 15 on page 84, the extreme cold, and the multiplicity of tongues and currencies are factors making Red Cross work in Siberia very difficult.

#### *Medical Service*

The medical service for the benefit of American and Allied troops and numerous refugees, was probably the most important work carried on by the Red Cross. It involved equipping and operating hospitals and dispensaries, the distribution of drugs and other medical supplies, the establishment and operation of baths and disinfecting plants, and the equipping and maintenance of an anti-typhus sanitary train.



Map 15. 22 stations from which the Red Cross rendered service in Siberia, June, 1918, to February, 1919

During the period covered by this report, the Red Cross operated five hospitals, as shown in table below:

Table 48

HOSPITALS OPERATED BY THE RED CROSS IN SIBERIA

July 1, 1918—February 28, 1919

Name of Hospital	Bed Capacity	Patients Treated	Patient Days
Buchedu Tuberculosis Hospital . . . . .	100	300	6,000
Omsk Hospital . . . . .	500	773	16,050
Russian Island Hospital (Vladivostok) . . . . .	250	600	50,000
Tumen Hospital . . . . .	350	722	23,113
Vladivostok Refugee Hospital . . . . .	250	700	20,000
Total . . . . .	1,450	3,095	115,163

In addition to this hospital work, the Red Cross furnished equipment and supplies to a large number of Siberian hospitals, including such items as beds, mattresses, blankets, operating tables, instruments, drugs, surgical dressings and food.

An important part in the fight against typhus was taken by a complete Red Cross sanitary train made up of bath, boiler, tank, sterilizing, dressing, hair-clipping and other cars. This train, manned by Red Cross workers, went into infected districts applying modern sanitary methods.

Other anti-typhus work included the establishment of an isolation hospital in Vladivostok and the operation of a bathing and delousing station at Ekaterinburg which, up to February 28, 1919, had given 30,000 treatments.

### *Camp Service*

The military relief service of the Red Cross in Siberia, in addition to the medical service just referred to, includes various services for American and Allied soldiers, such as the distribution of comforts and the operation of home service and a communication service. During the Christmas season of 1918 all the American troops in and around Vladivostok were given comforts and other supplies, including 6,000 comfort bags made by the Japan Chapter of the American Red Cross. At the same time the members of the Russian Railway Service Corps, composed of American railway men, were given knitted articles and other necessary supplies. Altogether 10,000 Americans in Siberia have received presents of supplies through the Red Cross.

In Western Siberia, the Red Cross has assisted the Czecho-Slovak and other troops operating in this section. Some of the more important supplies distributed among these forces are listed below:

*Table 49*

#### SUPPLIES DISTRIBUTED BY THE RED CROSS IN WESTERN SIBERIA

*July 1, 1918—February 28, 1919*

Boots . . . . .	150,000 (prs.)
Pajamas . . . . .	100,000 (suits)
Sheepskin coats . . . . .	10,000
Shirts . . . . .	100,000
Socks . . . . .	200,000 (prs.)
Sweaters . . . . .	120,000
Underwear . . . . .	200,000 (suits)

The home and communication services, in cooperation with these activities in America, straightened out the home troubles of American soldiers and kept the families and friends of these soldiers informed concerning their health and whereabouts.

### *Refugee Relief*

The refugee relief work of the Red Cross in Siberia has involved many and varied activities, such as the provision of lodging, food, clothing, medical service, employment and educational facilities. Table 50 gives some statistics of this work.

*Table 50*

#### REFUGEE RELIEF WORK OF THE RED CROSS IN SIBERIA

*July 1, 1918—February 28, 1919*

Meals given to refugees . . . . .	7,000
Refugees housed . . . . .	1,000
Refugees repatriated . . . . .	1,200

One of the chief problems confronting the refugee service of the Red Cross has been to provide shelter for the many refugees who poured into the Siberian cities from all directions. This problem was especially acute in Vladivostok, where there were hundreds of homeless Russians, Armenians and Serbians. To relieve this housing situation, the Red Cross equipped and operated a number of refugee barracks, where lodging was furnished and meals were served. These barracks not only protected the inmates from the wind and weather, but also served as a practical means of teaching cleanliness and sanitation.

Two sewing rooms, a weaving establishment and a tailor shop were operated by the Red Cross at Vladivostok to furnish employment for refugees. In the sewing rooms 6,500 garments had been turned out to December 31, 1918.

Particular attention was devoted by the Red Cross to the care of the many refugee children in Siberia. Schools were operated in Vladivostok, and seven groups of children from Petrograd living at various places in Western Siberia received Red Cross assistance.

#### PALESTINE AND NEAR EAST

Until the British began their advance into Palestine it was not possible for the American Red Cross to offer direct aid to the countless thousands of sufferers in these areas.

Prior to that time, a great deal of relief had been carried on in Armenia, Persia, Syria, the Russian Caucasus and Mesopotamia by the American Committee for Armenian and Syrian Relief. Even after the severance of diplomatic relations between the United States and Turkey this work went on with scarcely a hitch. To February 28, 1919, the American Red Cross had contributed to this committee \$4,500,000 in money and \$1,444,032.54 in supplies.

In March, 1918, the American Red Cross sent a Commission to operate in Palestine and the Near East. The Commission reached Port Said on June 11 and commenced active operations in Jerusalem on July 4, 1918.

The operations of the Commission to February 28, 1919, extended to 54 towns and villages, indicated on Map 16 (page 88), and engaged 144 Red Cross workers.

The statistics which follow indicate the extent of the work in the Jerusalem district from July 1, 1918, to February 28, 1919. Work in the Beirut and Aleppo districts was started in November, 1918, and January, 1919, respectively, along similar lines.

In the Jerusalem or southern district the work of the Red Cross extended as far north as Acre and as far south as Port Said. The medical service in this district included the operation of twelve hospitals and sixteen dispensaries. Table 51 gives some statistics concerning this phase of the work.

*Table 51*

MEDICAL SERVICE OF THE RED CROSS IN THE JERUSALEM DISTRICT

*July 1, 1918—February 28, 1919*

Persons treated in dispensaries and clinics:	Men	21,000	
	Women	39,000	
	Children	67,000	127,000
Physicians' services supplied . . . . .			10,500
Mothers with young babies receiving milk diet . . . . .			9,500
Invalids receiving three meals a day . . . . .			12,000
Special patients regularly receiving milk diet . . . . .			500
Patients receiving milk diet for short period . . . . .			1,500





Map 16. 54 stations from which the Red Cross rendered service in Palestine and the Near East, July, 1918, to February, 1919

The motor service of the Red Cross rendered invaluable assistance throughout the Jerusalem district, transporting nearly 28,000 refugees and invalids a total mileage of 119,981 during the eight months ending February 28, 1919.

The work among children in the Jerusalem district included the operation of orphanages, day nurseries and schools in which reading, writing, arithmetic and various trades were taught. A few statistics of this part of the work are given in the following table:

*Table 52*

RED CROSS WORK AMONG CHILDREN IN THE JERUSALEM DISTRICT

*July 1, 1918—February 28, 1919*

Children regularly cared for in orphanages . . . . .	600
Children regularly cared for in day nurseries . . . . .	85
Children regularly taught in schools . . . . .	725
Children regularly receiving special mid-morning meal . . . . .	650

In addition to the services shown above, the Red Cross rendered assistance to refugees in the Jerusalem district by furnishing employment to 5,000 men and women. The productive activities carried on included weaving, sewing, cooking, wall building, brick making and farming. The major accomplishments of this industrial and agricultural service are shown in Table 53.

*Table 53*

RED CROSS INDUSTRIAL AND AGRICULTURAL SERVICE IN THE JERUSALEM DISTRICT

*July 1, 1918—February 28, 1919*

Cloth made . . . . .	49,550 (yds.)
Thread spun . . . . .	176 (lbs.)
Bedding sets made . . . . .	2,502
Garments made . . . . .	240,106
Hammocks, tennis-nets, etc., made . . . . .	116
Handkerchiefs, drawn work, rugs, etc., made . . . . .	52,171
Buns, fruitcakes, gingerbread, etc., made . . . . .	3,340,055
Garden acres planted and cultivated . . . . .	60

## OTHER ACTIVITIES OVERSEAS

These are so numerous that mention below is made only of the more important.


Since the signing of the armistice, the Red Cross has sent a unit into Poland cooperating with the food supply organization of the Allied countries by covering the important field of emergency relief lying outside the furnishing of food. This unit carried on such activities as furnishing clothing and medical service, assisting in the establishment of a national health bureau, establishing dispensaries for immediate relief of sickness and suffering, etc.

A Red Cross unit was sent also into Germany, cooperating with the military authorities in caring for Russian and Allied prisoners in that country.

The American Red Cross took a leading part in the organization of the League of Red Cross Societies, designed to unite the Red Cross societies of the world in active cooperation against the miseries which arise from disease and disaster.

Mention should also be made of the collection of old clothing for liberated countries in Europe in response to a request from the Hoover Commission. The Red Cross conducted this campaign through its chapters and paid the charges of assembling these clothes to the point of shipment.




















LIBRARY OF CONGRESS



0 020 913 340 4