




3 1761 04908800 8

QL  
577  
B82  
pt.5





Digitized by the Internet Archive  
in 2008 with funding from  
Microsoft Corporation





Insecta  
B

signature  
British Museum (Nat. Hist.), Dept. of Entomology

LIST  
OF THE  
COLEOPTEROUS INSECTS

IN  
THE COLLECTION

OF THE  
BRITISH MUSEUM.

by Frederick Smith


[Pt. 5]

PART I.—CUCUJIDÆ, &c.

1261  
7/1/93

PRINTED BY ORDER OF THE TRUSTEES.

LONDON, 1851.



QL  
577  
B82  
pt. 5.

---

LONDON :  
PRINTED BY EDWARD NEWMAN,  
9, DEVONSHIRE ST., BISHOPSGATE.

---



## INTRODUCTION.

---

THE object of this List is to present a Catalogue of the well-established species of each family, with a reference to where they are described or figured, a few of the more important synonyma, and the description of the species in the Museum collection which appear not to have been before observed.

It is intended for the following purposes :—

1. As a List of the Species contained in the Museum collection, with an indication of their origin.
2. To point out the desiderata of that collection at the period of publication.
3. To describe the new species occurring in the collection.
4. As labels for the collection.

This part of the List has been prepared by Mr. FREDERICK SMITH, who has compared the specimens in the British Museum collection with those in M. Chevrolat's Cabinet, containing many type specimens, which he kindly sent from Paris for the purpose of comparison, Mr. Smith has carefully collated the synonymy, and described the species which appeared to be new.

JOHN EDWARD GRAY.

*British Museum,*  
*Nov. 30th, 1851.*



CATALOGUE  
OF  
CUCUJIDÆ, &c.

---

Fam. CUCUJIDÆ.

- Cucujipes, *Latr. Hist. Nat. Ins.* 1802. " *Gen. Cr. & Ins.* iii. 23, 1807. *Fam. Nat. R. An.* 389, 1825."  
Cucujides, *Leach, Edinb. Encycl.* 1815. *Westw. Mod. Class.* 1, 148, 1839. *Blanch. Hist. des Ins.* 1845.  
Cucujidæ, *Steph. Cat. Brit. Ins.* 1829, and *Man. Brit. Col.* 141, 1839.  
Cucujites, *Newm. Ent. Mag.* 2, 423, 1835.  
Cucujini, *Erichs. Naturg. Ins. Deuts.* 306, 1845—8.

Genus 1. CUCUJUS.

- Cantharis, p., *Linn. Syst. Nat.* 647, 1767.  
Cucujus, *Fab. Syst. Ent.* (nec *Geoffr.*), 1775.

1. CUCUJUS SANGUIOLENTUS.

- Cantharis sanguinolentus, *Linn. Syst. Nat.* i. 647, 1.  
Cucujus depressus, *Fab. Syst. Eleut.* ii. 93, 4 (nec *Herbst.*) *Oliv. Ent.* iv. 74, bis, 4, 2, t. 1, f. 2. *Payk. Faun. Suec.* ii. 165, 1. *Panz. Faun. Germ.* 94, 3. *Gyll. Ins. Suec.* 11. *Add.* 7, 1.  
Cucujus sanguinolentus, *Erichs. Naturg. Ins. Deuts.* 308, 1, *Redtenb. Faun. Aust.* 184, 166.

HAB.—N. America.

- a. United States; Cincinnati. Presented by E. Doubleday, Esq.  
b. Hungary. From the collection of Dr. Frivaldsky.

## 2. CUCUJUS HÆMATODES.

*Cucujus depressus*, *Herbst. Fuessl. Archiv.* ii. 4, t. 7, f. 1—4 (nec *Fabr.*) *Panz. Faun. Germ.* 94, 2.

*Cucujus puniceus*, *Germ. Faun. Ins. Europ.* xxiii. 10.

*Cucujus hæmatodes*, *Erich. Naturg. Ins. Deuts.* 308, 2.

HAB.—N. America.

*a, b.* Nova Scotia. From Lieut. Redman's collection.

*c.* United States; Cincinnati. Presented by E. Doubleday, Esq.

*d.* N. America. Presented by the Earl of Derby.

*e, f.* ———?

## 3. CUCUJUS PUNICEUS.

*Cucujus puniceus*, (*Eschsch.*) *Mots. Bull. Mosc.* 303, 275, 1843.

HAB.—Sitkba.

## 4. CUCUJUS SIBIRICUS.

*Cucujus Sibiricus*, *Gehl. Bull. Mosc.* 385, 1, 1848.

*Cucujus depressus*, *Ledebour, Bull. Mosc.* 179 (nec *Fabr.*)

HAB.—Siberia.

*a.* Siberia. From the collection of Count Muiszech.

## 5. CUCUJUS CAUCASICUS.

*Cucujus Caucasicus*, *Mots. Bull. Mosc.* 18, pt. 1, 91, 262, 1845.

HAB.—Siberia.

## 6. CUCUJUS CLAVIPES.

*Cucujus clavipes*, *Oliv. Ent.* iv. 74 bis, iv. 1, t. 1, f. 1, *a, b.*

HAB.—S. America.

## 7. CUCUJUS BICOLOR.

*Cucujus sanguinolentus*, *Hope, Gray, Zool. Misc.* 27, 139 (nec *L.*)

HAB.—India.

*a, b.* Nepal. Presented by Gen. Thomas Hardwicke.

*c.* Nepal. Presented by the Entomological Club.

## Genus 2. PALÆSTES.

Palæstes, *Perty, Del.* 83, 1830—34.  
 Camptognathus, *Dej. Cat.* 340, 1837.

## 1. PALÆSTES BICOLOR.

Palæstes bicolor, *Perty, Del.* 84, t. 16, f. 16.  
 Camptognathus mandibularis, *Dej. Cat.* 340.

HAB.—Brazil.

*a, b.* Brazil. From Mr. Miers' collection.  
*c, d.* Brazil. From Mr. Walker's collection.

## Genus 3. PEDIACUS.

Colydium, *p., Herbst. Käfer.* vii. 278, 1797.  
 Cucujus, *p., Fabr. Syst. Eleut.* ii. 92, 114, 1801.  
 Biophlæus, *p., Dej. Cat.* 1837.  
 Pediacus, *Shuck. Elem. Brit. Ent.* 185, 1839.

## 1. PEDIACUS DEPRESSUS.

Colydium depressum, *Herbst. Käfer.* vii. 286, 8, t. 113, f. 4.  
 Biophlæus angustatus, *Dej. Cat.* 340.  
 Pediacus depressus, *Erichs. Naturg. Ins. Deuts.* 311, 1.

HAB.—Europe.

## 2. PEDIACUS DERMESTOIDES.

Cucujus dermestoides, *Fabr. Syst. Eleut.* ii. 94, 12. *Panz. Faun. Germ.* iii. 13. *Steph. Illus. Brit. Ent. Mand.* iv. 222, 2.  
 Pediacus dermestoides, *Shuck. Elem. Brit. Ent.* 186, t. 34, f. 2.  
*Erichs. Naturg. Ins. Deuts.* 312, 2. *Redtenb. Faun. Aust.* 185.

HAB.—Europe: Brit. Islands.

## 3. PEDIACUS FUSCUS.

Cucujus dermestoides, *Gyll. Ins. Suec.* ii. 8, 2. *Schönh. Vet. Acad. Handl.* 53.

*Pediacus fuscus*, *Erichs. Naturg. Ins. Deuts.* 313, 3. *Redtenb. Faun. Aust.* 185.

HAB.—N. Europe.

*a, b.* Lapland. Presented by Dr. F. W. Maklin, Helsingfors.

#### Genus 4. PHLÆOSTICHUS.

*Phlæostichus*, *Redtenb. Gen. et Spec. Coleopt. Aust.* 15, 1844.

##### 1. PHLÆOSTICHUS DENTICOLLIS.

*Phlæostichus denticollis*, *Germ. Faun. Ins. Europ.* 23, 11 *Erichs. Naturg. Ins. Deuts.* 315, 1. *Redtenb. Faun. Aust.* 187, 173.

HAB.—Europe.

#### Genus 5. INOPEPLUS.

*Ino*, *Lap. Etud. Ent.* 135, 1835.

##### 1. INOPEPLUS PICTUS.

*Ino picta*, *Lap. Etud. Ent.* 307.

HAB. ———?

#### Genus 6. HEMIPEPLUS.

*Hemipeplus*, *Latr. Fam. Nat.* 398, 1825.

##### 1. HEMIPEPLUS HEMIPTERUS.

*Hemipeplus hemipterus*, *Dej. Cat.* 340.

HAB.—N. America.

## Genus 7. LÆMOPHLŒUS.

Cucujus, p., *Fabr. Mant. Ins.* i. 165, 1787.

Brontes, p., *Fabr. Syst. El.* ii. 98, 1801.

Læmophlœus, *Dej. Cat. Col.* 2 ed. 315, 1834.

## 1. LÆMOPHLŒUS BIGUTTATUS.

Læmophlœus biguttatus, *Say, Journ. Acad. Phil.* v. 267, 1, 1835.

Læmophlœus bisignatus, *Guér. I. R. Ann.* ii. 205.

Læmophlœus binotatus, *Dej. Cat.* 340.

a. United States; Trenton Falls. Presented by E. Doubleday, Esq.

## 2. LÆMOPHLŒUS MONILIS.

Cucujus monilis, *Fab. Mant.* i. 166, 9. *Panz. Faun. Germ.* iv. 12.

*Payk. Ins. Suec.* ii. 169, 7. *Gyll. Ins. Suec.* ii. Add. 12, 4.

*Dufst. Faun. Aust.* ii. 271, 2.

Cucujus bimaculatus, *Oliv. Ent.* iv. 74 bis, vi. 4, t. 1, f. 4, a d (nec *Payk.*)

Læmophlœus monilis, *Erichs. Naturg. Ins. Deuts.* 316, 1. *Redtenb. Faun. Aust.* 184, 2.

a, b. Hungary. From Dr. Frivaldsky's collection.

c, d. Austria. Presented by Dr. Hampe, Vienna.

## 3. LÆMOPHLŒUS MUTICUS.

Cucujus muticus, *Fabr. Syst. Eleut.* ii. 94, 13. *Gyll. Ins. Suec.* ii.

94, 3. *Panz. Faun. Germ.* 94, 3. *Latr. Hist. Nat.* 256, 5.

Cucujus labiatus, *Kugel, Schneid. Mag.* 572, 6.

Læmophlœus muticus, *Erichs. Naturg. Ins. Deuts.* 317, 2. *Redtenb. Faun. Aust.* 184, 2.

HAB.—Europe.

## 4. LÆMOPHLŒUS LUCANOIDES, n. s.

Head and thorax black and shining, the former coarsely punctured anteriorly, more delicately so towards the vertex; mouth ferruginous, the mandibles stout, bent into an obtuse tooth at their apex, and having two obtuse teeth within: the head is wider than

the thorax, the antennæ ferruginous. The thorax is very delicately and distantly punctured, and has two distinct impressions anteriorly and a stria on each side parallel with the margins. The elytra pale testaceous, and having a dark angular stain at the base, the suture and margins also dark testaceous, legs rufo-testaceous, the tarsi pale. Length 1 line.

a. ———? Presented by the Entomological Club.

b. Columbia. From M. Goudot's collection.

#### 5. LÆMOPHLÆUS BIMACULATUS.

*Cucujus bimaculatus*, *Payk. Vet. Acad. Handl.* 1801, 121. (nec *Oliv.*) *Ins. Suec.* ii. 13, 6. *Schönh. Syn.* iii. 55, 20.

*Cucujus unifasciatus*, *Latr. Hist. Nat. Ins.* xi. 256, 7. *Westw. Zool. Journ.* v. 228, t. 47, f. 2. *Steph. Ill. Brit. Ent. Mand.* iv. 223, 5.

a. ———? Presented by the Entomological Club.

b, c. Britain. Presented by the Rev. G. T. Rudd.

#### 6. LÆMOPHLÆUS BIGUTTATUS.

*Læmophlæus biguttatus*, *Say, Journ. Acad. Phil.* v. 267, 1826.

a. United States; Trenton Falls. Presented by E. Doubleday, Esq.

#### 7. LÆMOPHLÆUS CASTANEUS.

*Læmophlæus ater*, *Villa, Dej. Cat.* 340.

*Læmophlæus castaneus* (*Rosenh. in litt.*) *Erichs. Naturg. Ins. Deuts.* 318, 2.

HAB.—Europe.

#### 8. LÆMOPHLÆUS CONCOLOR.

Ferruginous, head and thorax punctured: the antennæ the length of the head and thorax, the latter slightly narrowed at its base and having on each side a stria parallel with the margins: the elytra depressed, striate, the interstices punctured, the whole insect slightly pubescent. Length 1 line.

a, b. India. Presented by G. Turpin, Esq.



## 9. LÆMOPHLŒUS PARALLELUS.

The thorax transverse, as wide as the elytra, scarcely narrowed at the base, very delicately punctured, on each side a stria parallel with the margin: the elytra pale testaceous, each elytron having three delicate striæ, and a raised one running parallel with the margin, the whole finely punctured, and slightly pubescent.

Length  $\frac{2}{3}$  line.

a. Borneo —————?

## 10. LÆMOPHLŒUS OBSOLETUS.

Ferruginous: the antennæ longer than the head and thorax, which are both delicately punctured; the usual lateral striæ on the thorax obsolete; the thorax in front as wide as the elytra, but considerably narrowed at the base: the elytra strongly striate, the interstices punctured: the whole insect has a thin short pubescence: legs pale ferruginous.

Length 1 line.

a. India. Presented by R. Howse. Esq.

## 11. LÆMOPHLŒUS SINGULARIS.

Head and thorax of a light chestnut, regularly, strongly, but not closely punctured; the thorax having on each side a stria parallel with the margin: the legs testaceous red: the elytra depressed, regularly punctured in striæ.

Length 1 line.

a, b. East Florida. Presented by E. Newman, Esq.

## 12. LÆMOPHLŒUS MODESTUS.

Læmophlœus modestus, *Say, Journ. Acad. Phil.* v. 268, 2, 1826.

HAB.—United States.

## 13. LÆMOPHLŒUS TESTACEUS.

Cucujus testaceus, *Fabr. Ent. Syst.* i. pt. 2, 96, 11.

Brontes testaceus, *Fabr. Syst. Eleut.* ii. 98, 6. *Dufts. Faun. Aust.* ii. 273, 2.

*Læmophlœus testaceus*, *Erichs. Naturg. Ins. Deuts.* 320, 5. *Redtenb. Faun. Aust.* 184, 1.

*a—i.* From the collection of A. Melly, Esq.

14. *LÆMOPHLŒUS DUPLICATUS.*

*Cucujus duplicatus*, *Waltl. Isis*, 225, 39.

*Læmophlœus duplicatus*, *Erichs. Naturg. Ins. Deuts.* 320. *Redtenb. Faun. Aust.* 185, 3.

HAB.—Europe.

15. *LÆMOPHLŒUS PUSILLUS.*

*Cucujus minutus*, *Oliv. Ent.* iv. 74, bis, 8, 9, t. 1, f. 6.

*Cucujus pusillus*, *Schönh. Syn.* iii. 55, 16.

*Cucujus crassicornis*, *Waltl. Isis*, 225, 28.

*Cucujus testaceus*, *Steph. Ill. Brit. Ent. Mand.* iv. 224, 7, t. 21, f. 5.

*Læmophlœus pusillus*, *Erichs. Naturg. Ins. Deuts.* 321, 7. *Redtenb. Faun. Aust.* 185, 4.

HAB.—Europe.

16. *LÆMOPHLŒUS FERRUGINEUS.*

*Cucujus ferrugineus*, *Crentz, MSS. Steph. Ill. Brit. Ent. Mand.* iv. 223, 4.

*Cucujus testaceus*, *Payk. Faun. Suec. Ins.* ii. 168, 5, (nec. *Gyll. Ins. Suec.* ii. 12, 5).

*Læmophlœus ferrugineus*, *Steph. Man. Brit. Col.* 141, 1144. *Erichs. Naturg. Ins. Deuts.* 322, 8. *Redtenb. Faun. Aust.* 185, 4.

HAB.—Europe (British Islands).

17. *LÆMOPHLŒUS ATER.*

*Cucujus ater*, *Oliv. Ent.* iv. 74, bis, 9, 10, t. 1, f. 10, *a, b.*

*Cucujus Spartii*, *Curt. Brit. Ent.* xi. t. 510.

*Læmophlœus ater*, *Erichs. Naturg. Ins. Deuts.* 323, 9. *Redtenb. Faun. Aust.* 185, 5.

*a, b.* Britain. Presented by the Rev. G. T. Rudd.

## 18. LÆMOPHLÆUS CAPENSIS.

Læmophlæus capensis, *Kunze, Rev. Silb.* ii. 257. *Waltl. Silb. Rev. Ent.* ii. 257.

Læmophlæus ater (var.), *Erichs. Naturg. Ins. Deuts.* 324.

HAB.—Europe.

## 19. LÆMOPHLÆUS ALTERNANS.

Læmophlæus alternans, *Erichs. Naturg. Ins. Deuts.* 325, 10.

Læmophlæus affinis, *Dej. Cat.* iii. 340.

HAB.—Europe.

## 20. LÆMOPHLÆUS CLEMATIDIS.

Læmophlæus clematidis, *Chev. MSS. Dej. Cat.* iii. 340. *Erichs. Naturg. Ins. Deuts.* 326, 11. *Redtenb. Faun. Aust.* 185, 5.

a. France. From Dr. Frivaldsky's collection.

## 21. LÆMOPHLÆUS DUFOURII.

Læmophlæus Dufourii, *Laboulb. Ann. Sc. Ent. Fr.*

## 22. LÆMOPHLÆUS CORTICINUS.

Læmophlæus corticinus, *Erichs. Naturg. Ins. Deuts.* 327, 12. *Redtenb. Faun. Aust.* 167. (nec *Chev.*)

HAB.—Europe.

## 23. LÆMOPHLÆUS MINUTUS.

Cucujus minutus, *Fabr. Syst. Eleut.* ii. 95, 15.

HAB.—S. America.

## 24. LÆMOPHLÆUS MINIMUS.

Læmophlæus minimus, *Schön. Syn. Ins.* 55, 18.

Læmophlæus minutus, *Kugel, Schied. Mag.* 573, 7.

HAB. ——— ?

## 25. LÆMOPHLŒUS INFUSCATUS.

Læmophlœus infuscatus, *Mots. Mem. Bull. Mosc.* xviii. 91, 264.

HAB.—Kasan.

## 26. LÆMOPHLŒUS STEPENSIS.

Læmophlœus Stepensis, *Mots. Mem. Bull. Mosc.* xviii. 91, 265.

HAB.—Kirguises.

## 27. LÆMOPHLŒUS FRACTIPENNIS.

Læmophlœus fractipennis, *Mots. Bull. Mosc.* xviii. 91, 266.

HAB.—Georgia.

## 28. LÆMOPHLŒUS HELDII.

Læmophlœus Heldii, *Gistl. Isis*, 1131.

HAB. ———?

## 29. LÆMOPHLŒUS SANGUINOLENTUS.

Læmophlœus sanguinolentus, *Hope, Gray, Zool. Misc.* i. 27.

HAB.—Nepal.

## Genus 8. LATHROPUS.

Trogosita, *Müll. Germ. Mag.* 4, 1821.

Lathropus, *Erichs. Naturg.* 327, 1845—8.

## 1. LATHROPUS SEPICOLA.

Trogosita sepicola, *Müll. Germ. Mag.* iv. 208, 14. *Germ. Faun.*

*Ins. Europ.* 6, 2.

Lathropus sepicola, *Erichs. Naturg. Ins. Deuts.* 328, 1.

HAB.—Europe.

## Fam. II. BRONTIDÆ.

Brontites, *Blanch. Hist. des Ins.* 134, 1845.

Brontini, *Erichs. Naturg. Ins. Deuts.* 329, 1846.

Genus 1. DENDROPHAGUS, *Schönh.*

Cucujus, p., *Fabr. Syst. Ent.* 204, 56, 1775.

Dendrophagus, *Schönh. Vet. Acad. Handl.* 50. 1809.

## 1. DENDROPHAGUS CRENATUS.

Cucujus sulcatus, *Fabr. Mant.* i. 165, 2.

Cucujus crenatus, *Payk. Faun. Suec.* ii. 168, 4.

Dendrophagus crenatus, *Schönh. Vet. Acad. Handl.* 51, t. 3, f. 1.

*Gyll. Ins. Suec.* ii. 14, 1. *Redtenb. Faun. Aust.* 186, 170.

a—f. Hungary. From the collection of Mr. Children.

g—h. Finland. Presented by Dr. Nordenskiöld.

## 2. DENDROPHAGUS AUSTRALIS.

Dendrophagus Australis, *Erichs. Arch. für Naturg.* 218, 158.

a. New Holland. Presented by Sir John Richardson, M.D.

b, c. New Holland. Presented by the Entomological Club.

## 3. DENDROPHAGUS BREVICORNIS.

Dendrophagus brevicornis, *White. Zool. Ereb. & Terror*, 18.

HAB.—New Zealand, Bay of Islands, Port Nicholson.

## 4. DENDROPHAGUS SUTURALIS.

Dendrophagus suturalis, *White, Zool. Ereb. & Terror*, 18.

HAB.—New Zealand, Port Nicholson.

## 5. DENDROPHAGUS UMBRINUS.

Head and thorax of a dark bright brown; the disk of the thorax with large deep punctures; its sides and the head rugose; the thorax oblong, slightly narrowed behind, and having an entire raised margin: the elytra paler than the thorax, strongly punctate-striate: the legs testaceous. Length 2 lines.

a. New Zealand. Presented by Dr. J. Hooker.

## 6. DENDROPHAGUS SERRATUS.

Head, thorax, and antennæ chestnut; the elytra of a paler colour: head and thorax deeply punctured; the basal joint of the antennæ slightly bent outwards towards the apex; the second joint of the funiculus bent, and thicker than the others: the eyes very prominent; a shallow depression passing from the base of each antenna to the vertex: the thorax with slight uneven depressions, the lateral margins sharply serrate: the elytra flat, punctate-striate, the interstices punctured: an elongate raised stria close to the lateral margins: the body and legs beneath chestnut.

Length  $2\frac{3}{4}$  lines.

a. Philippine Islands. From Mr. Wood's collection.

## Genus 2. BRONTES.

Cerambyx, p., *Linn. Syst. Nat.* i. 625, 1766.

Brontes, *Fab. Syst. Eleut.* ii. 97, 1801.

Uleiota, *Latr. Gen. Crust. et Ins.* iii. 26, 1807—9.

## 1. BRONTES PLANATUS.

Cerambyx planatus, *Linn. Faun. Suec.* 645. *Syst. Nat.* i. 625, 17.

Brontes flavipes, *Fab. Syst. Eleut.* ii. 97, 2. *Panz. Faun. Germ.* 95, 4. *Gyll. Ins. Suec.* iv. 118, 1. *Schönh. Syn.* iii. 57, 2.

Cucujus flavipes, *Fab. Ent. Syst.* i. pt. 2, 95, 8. *Payk. Faun. Suec.* ii. 167, 3. *Oliv. Ent.* iv. 74, bis, 7, 6, t. 1, f. 6. *Sturm, Verz.* 43, 13, t. 2, f. 1.

Brontes pallens, *Fab. Syst. Eleut.* ii. 98, 3.

Uleiota flavipes, *Lat. Hist. Nat.* ii. 257, 1. *Steph. Ill. Brit. Ent. Mand.* iv. 225, 1. *Shuck. Col. Delin.* 64, 537, t. 37, f. 10.

*Brontes planatus*, *Redtenb. Faun. Aust.* 186, 169.

*a—d.* France. Presented by George Newman, Esq.

*e.* Presented by Dr. Hampe.

*f, g.* Hungary. From Dr. Frivaldsky's collection.

*h.* ———?

## 2. BRONTES DUBIUS.

*Brontes dubius*, *Fab. Syst. Eleut.* ii. 97, 1.

HAB.—Europe.

## 3. BRONTES MINIMUS.

*Brontes minimus*, *Fab. Syst. Eleut.* ii. 98, 5.

HAB.—S. America.

## 4. BRONTES SPINICOLLIS.

*Brontes spinicollis*, *Guér. Icon. R. An.* ii. 205, t. 42, f. 3.

*Brontes orientalis*, *Dej. Cat.* 340.

HAB.—Java.

## 5. BRONTES AUSTRALIS.

*Brontes Australis*, *Erichs. Archiv. für Naturg.* 217, 156.

HAB.—Van Diemen's Land.

## 6. BRONTES MILITARIS.

*Brontes militaris*, *Erichs. Archiv. für Naturg.* 217, 157.

HAB.—Van Diemen's Land.

## 7. BRONTES TRUNCATUS.

*Brontes truncatus*, *Mots. Mem. Imp. Acad. Mosc.* 17, 92. 267.

HAB. ———?

## 8. BRONTES DENTICULATUS.

Head and thorax ferruginous, and rugose-punctate, the former having a transverse deep groove on the vertex, from which two parallel grooves emanate, and run down the face to the base of the clypeus: the anterior angles of the thorax produced, the lateral margins sharply denticulated: abdomen; the scutellum, and the entire margins of the elytra ferruginous: elytra black, deeply crenate-striate, a sharp elevated carina running from the shoulder to the apex of the elytra, slightly inclining inwards: the entire body beneath and the legs ferruginous.

Length  $2\frac{1}{4}$  lines.

a. New Holland. Presented by the Entomological Club.

## Genus 3. PLATISUS.

Platius, *Erichs. Wieg. Arch.* 216, 1842.

## 1. PLATISUS OBSCURUS.

Platius obscurus, *Erichs. Wieg. Arch.* 216, 155.

a. New Holland. Presented by Sir John Richardson, M.D.

## Genus 4. TELEPHANUS.

Telephanus, *Erichs. Ins. Deuts. (Note)*, 329, 1845—8.

## 1. TELEPHANUS ATRICAPILLUS.

Telephanus atricapillus, *Erichs. Naturg. Ins. Deuts. (Note)*, 330.

HAB.—United States (Pennsylvania).

## Genus 5. PSAMMÆCHUS.

Latridius, p., *Herbst, Kafer.* v. 3, 1793.

Anthicus, *Fab. Syst. Eleut.* i. 228, 1801.

Notoxus, *Panz. Faun. Germ.* 26, 9.

Crypta (Kirby), *Steph. Ill. Brit. Ent. Mand.* iii. 5, 1830.

Psammæchus, *Boudier, Lucas, Rev. Zool.*



## 1. PSAMMÆCHUS BOUDIERI.

*Psammæchus Boudieri*, Lucas, *Rev. Zool.* 147.

HAB.—Algeria.

## 2. PSAMMÆCHUS BIPUNCTATUS.

*Anthicus bipunctatus*, Fab. *Syst. Eleut.* i. 291, 11.

*Notoxus bipunctatus*, Panz. *Faun. Germ.* 26, 9.

*Latridius bipunctatus*, Herbst, *Kafer*, v. 10, 10, t. 44, f. 10, k.

*Psammæchus bipunctatus*, Boudier, *Ann. Soc. Ent. d. Fr.* 3, s. 370, t. 7, c. Steph. *Man. Brit. Col.* 130, 1059. Erichs. *Naturg. Ins. Deuts.* 334, 1.

HAB.—England.

## Genus 6. SILVANUS.

*Dermestes*, p., Linn. *Syst. Nat.* i. 561, 1766.

*Tenebrio*, p., De Geer, *Ins.* v. 54, 1775.

*Colydium*, pt., Herbst, *Käfer*, vii. 278, 1797.

*Ips*, p., Oliv. *Ent.* ii. 18, 1800—2.

*Silvanus*, Latr. *Gen. Crust. Ins.* iii. 1809.

*Leptus*, Duft. *Faun. Aust.* iii. 156, 1825.

## 1. SILVANUS SURINAMENSIS.

*Dermestes Surinamensis*, Linn. *Syst. Nat.* i. 565, 29.

*Tenebrio Surinamensis*, De Geer, *Ins.* v. 54, 5, t. 13, f. 12.

*Colydium frumentarium*, Herbst, *Kafer*, vii. 283, 4, t. 113, f. 1, A.

*Dermestes sexdentatus*, Fab. *Syst. Eleut.* i. 317, 25. Panz. *Faun. Germ.* 14, 11.

*Ips frumentaria*, Oliv. *Ent.* ii. 18, 10, 14, t. 2, f. 13.

*Silvanus sexdentatus*, Gyll. *Ins. Suec.* iii. 406, 2.

*Leptus sexdentatus*, Duft. *Faun. Aust.* iii. 156, 1.

*Silvanus Surinamensis*, Steph. *Ill. Brit. Ent. Mand.* iii. 104, 1.

*Silvanus frumentarius*, Erichs. *Naturg. Ins. Deuts.* 336, 1.

a—h. Arabia (Shores of Red Sea). Presented by Edward Double-day, Esq.

i—p. ———?

England (probably introduced).

## 2. SILVANUS INTERMEDIUS.

Dark fuscous: head and thorax very finely and closely punctured; the face has two longitudinal channels or depressions, not reaching the vertex: the thorax has two depressions towards the base, and on each side has six obtuse teeth, those on the anterior angles directed forwards: abdomen; the elytra punctured in striæ, and having two or three obsolete elevated carinæ most prominent towards the base.

Length  $1\frac{1}{2}$  line.

a, b. Philippine Islands. From Mr. Wood's collection.

## 3. SILVANUS DENTATUS.

*Silvanus dentatus*, *Say, Journ. Acad. Nat. Sc.* 265.

*Silvanus denticollis*, *Dej. Cat.* 338.

HAB.—United States.

## 4. SILVANUS BREVICORNIS.

*Silvanus brevicornis*, *Erichs. Arch. für Naturg.* 218, 159.

HAB.—Van Diemen's Land.

## 5. SILVANUS BICORNIS.

*Silvanus bicornis*, (*Rosenh. MSS.*), *Erichs. Naturg. Ins. Deuts.* 337, 2.

*Silvanus subdentatus*, *Dej. Cat.* 338.

HAB.—Europe.

## 6. SILVANUS BIDENTATUS.

*Dermestes bidentatus*, *Fab. Syst. Eleut.* i. 317, 28.

*Colydium sulcatum*, *Syst. Eleut.* ii. 555, 1.

*Leptus bidentatus*, *Dufst. Faun. Aust.* iii. 157, 2.

*Silvanus bidentatus*, *Erichs. Naturg. Ins. Deuts.* 338, 3. *Redtenb. Faun. Aust.* 187, 2.

HAB.—Europe.

## 7. SILVANUS UNIDENTATUS.

*Dermestes unidentatus*, *Fab. Syst. Eleut.* i. 317, 27.

*Ips unidentatus*, *Oliv. Ent.* ii. 18, 9, 12, t. 1, f. 4.

*Colydium planum*, *Herbst, Kafer.* vii. 285, 7, t. 113, f. 3.

*Leptus unidentatus*, *Dufst. Faun. Aust.* iii. 158, 3.

*Silvanus unidentatus*, *Latr. Gen. Crust. et Ins.* iii. 20. 1, t. 1, f. 1.

*Gyll. Ins. Suec.* iii. 405, 1. *Steph. Ill. Brit. Ent.* iii. 105, 3.

*Erichs. Naturg. Ins. Deuts.* 338, 4. *Redtenb. Faun. Aust.* 187, 2.

a, b. Hungary. From the collection of Dr. Frivaldsky.

## 8. SILVANUS SUTURALIS.

*Dermestes suturalis*, *Fabr. Syst. Eleut.* i. 317, 25.

HAB.—Austria.

## 9. SILVANUS ELONGATUS.

*Cryptophagus elongatus*, *Gyll. Ins. Suec.* iii. 677, 12, 13.

*Silvanus lapidarius*, *Dej. Cat.* 338.

*Silvanus elongatus*, *Erichs. Naturg. Ins. Deuts.* 340, 7. *Redtenb. Faun. Aust.* 187.

HAB.—Europe.

## 10. SILVANUS ADVENA.

*Cryptophagus ferrugineus*, *Sturm, Cat.* 127.

*Cryptophagus Americanus*, *Dej. Cat.* 138.

*Cryptophagus advena*, *Waltl. Silb. Rev. Ent.* ii. 256.

*Silvanus advena*, *Erichs. Naturg. Ins. Deuts.* 339, 6.

HAB.—Amer. Border.

## 11. SILVANUS SIMILIS.

*Silvanus similis*, *Wesm. Dej. Cat.* 338. *Erichs. Naturg. Ins. Deuts.* 339, 5.

a. France. Presented by M. Javel.

b. Hungary. From Dr. Frivaldsky's collection.

## Family III. TRICTENOTOMIDÆ.

Trictenotomides, *Chev. MSS.*

## Genus 1. TRICTENOTOMA.

Trictenótoma, *Gray, Griff. An. King. i. 534, 1824.*

## 1. TRICTENOTOMA CHILDRENI.

Trictenotoma Childreni, *G. R. Gray, Griff. An. King. Ins. i. 534, t. 5, 5\*.* *Westw. Cab. Orient. Ent. 48, t. 23, f. 1, 2, ♀, ♂.*

Trictenotoma Schrildreni, *Guérin, Mag. Zool. t. 35. (Childreni). 1832-3.*

a. East Indies, Tenasserim Coast. From Mr. Children's collection. (The type specimen described by Mr. Gray).

## 2. TRICTENOTOMA ÆNEA.

Trictenotoma ænea, *Westw. Cab. Orient. Ent. 48, 7, t. 23, f. 3, ♀.*

HAB.—Himalayas.

## 3. TRICTENOTOMA TEMPLETONII.

Trictenotoma Templetonii, *Westw. Cab. Orient. Ent. 48. t. 23, f. 2, ♂.* *Parry, Trans. Ent. Soc. v. 83, 1848.*

HAB.—Ceylon.

## 4. TRICTENOTOMA GRAYII, n. s.

*Fem.*—Head and thorax black; entirely clothed above with fulvous pubescence; the mandibles shorter than the head, subfalcate, their apical teeth crossing: thorax transverse, the basal angles acute, the sides doubly angulated, the apex of the first angle being about one-third from the basal angle, the second about the same distance from the apical angle, but less acute; on the disk of the thorax are two denuded prominences: abdomen; the elytra of a purple metallic

hue observable through the fulvous pubescent clothing: antennæ and legs shining black; the entire body beneath, the coxæ and femora, clothed with a short ashy pubescence.

Length 2 in.  $1\frac{1}{2}$  line.

a. Malabar Coast, (Canara). Presented by S. Ward, Esq.

## Family IV. PASSANDRIDÆ.

Passandrini, *Erichs. Ins. Deuts.* 304, 1845—8.

Parandrides, *Blanch. Hist. Ins.* ii. 134, 1845.

### Genus 1. PASSANDRA.

Passandra, *Dalm. Schönh. Syn.* iii. *App.* 146, 1817.

#### 1. PASSANDRA COLUMBUS.

Passandra Columbus, *Newm. Ent. Mag.* v. 398. *Ann. Nat. Hist.* ii. 390, 2.

a, b. Brazil. From Mr. Children's collection.

c. Brazil. Presented by the Entomological Club.

#### 2. PASSANDRA BRAZILIENSIS.

Passandra Braziliensis, *Chev. in Guér. Ic. R. An.* t. 41, f. 14.

HAB.—Brazil.

#### 3. PASSANDRA FASCIATA.

Passandra fasciata, *G. R. Gray, Cuv. An. King. (Griffith)*, ii. 93.  
*Newm. Ann. Nat. Hist.* ii. 391, 3.

Passandra Schœnheri, *Dej. Cat.* 340.

a, b. Brazil. From Mr. Children's collection.

(The type specimen described by Mr. Gray).

4. *PASSANDRA RUBROLINEATA.*

*Passandra rubrolincata*, *Blanch. Voy. d'Orbig.* 205, 673, t. 19, f. 9.  
 HAB.—S. America.

5. *PASSANDRA SEXSTRIATA.*

*Passandra sexstriata*, *Dalm. Schön. App. Syn.* 146. *Newm. Ann. Nat. Hist.* ii. 389, 1.

HAB.—Sierra Leone.

Genus 2. *HECTARTHURUM.*

*Cucujus*, p., *Fab. Syst. Eleut.* ii. 92, 1775.

*Hectarthrum*, *Newm. Ann. Nat. Hist.* ii. 391, 1839.

1. *HECTARTHURUM GIGAS.*

*Cucujus gigas*, *Fab. Syst. Eleut.* ii. 92, 1.

*Hectarthrum gigas*, *Newm. Ann. Nat. Hist.* ii. 392, 2.

HAB.—Guinea.

2. *HECTARTHURUM DEPRESSUM.*

*Fem.*—Black: the thorax and abdomen more depressed than in *H. brevifossum*: the head is sculptured as in that species, but the thorax is more quadrate and less narrowed at its base: the striation of the elytra agrees with that of *H. brevifossum*, but the abdomen beneath is proportionably shorter.

Length 1 in. 10 lines.

*Male.*—Agreeing with the female in every particular except the form of the antennæ, which have the joints much broader, being broader than long.

Length 11 lines.

*a, b.* India. From Mr. Sowerby's collection.

*c, d.* India. From Mr. Woolley's collection.

*e.* India. From Mr. Children's collection.

## 3. HECTARTHURUM BREVIFOSSUM.

*Hectarthrum brevipossum*, *Newm. Ann. Nat. Hist.* ii. 392, 3.

*a.* Java. Old collection.

*b, c.* Java. From Mr. Argent's collection.

*d, e, f.* Tenasserim. Presented by J. D. C. V. Packman, Esq.

*g, h, i.* ———? From Mr. Sowerby's collection.

## 4. HECTARTHURUM CYLINDRICUM.

Black: the head has the usual deep channels which characterise this genus; two deep channels originating at the basal angles of the clypeus, run upwards, meeting a little before the vertex, thence passing off at right angles they continue, reaching the inner margins of the eyes, here becoming narrower they traverse the inner margins and curve round, meeting the origin of the deep sulcation; the clypeus has a deep fossulet in the centre, the lateral margins of which are raised: the joints of the antennæ in the female are about one-third longer than broad, slightly narrower towards their base; in the male they are quadrate, having the angles rounded, as seen from above; the thorax elongate, having a marginal stria crossing at the base, from each angle of which a parallel stria is continued forwards to the anterior margin, which is continued on each side a short distance towards the centre: the elytra have a deep sutural stria from base to apex, continued along the outer margin up to the shoulder; a central stria runs at about an equal distance from the sutural and marginal striæ; near to this towards the base is an abbreviated stria.

Female. Length  $6\frac{3}{4}$  lines.

*a, b.* MacIntyre River, Australia. From the collection of Mr. Ker.

## 5. HECTARTHURUM CURTIPES.

*Hectarthrum curtipes*, *Newm. Ann. Nat. Hist.* ii. 392, 1.

HAB.—Senegal.

## 6. HECTARTHURUM TRIGEMINUM.

*Hectarthrum trigeminum*, *Newm. Ann. Nat. Hist.* ii. 393, 4.

HAB. ———?

## 7. HECTARTHURUM HEROS.

Cucujus heros, *Fab. Syst. Eleut.* ii. 92, 2.

Hectarthrum heros, *Newm. Ann. Nat. Hist.* ii. 394, 5.

HAB.—Sumatra.

## 8. HECTARTHURUM QUADRILINEATUM.

Black: the head sculptured as in *H. cylindricus*, but having a sharp carina down the face, terminating in the deep fossulet on the clypeus, which has also a raised carina on each side: the thorax one-third longer than broad: each elytron has four striæ independent of the usual marginal striæ, the sutural striæ uniting with the marginal one; a second stria runs parallel to the sutural one but becomes obsolete a little before the apex; a second pair of striæ run down the middle of the elytra, the inner one commencing a little below the shoulder, the outer stria commences at the humeral angle, and both become obsolete a little before the apex: the femora red, tibiæ and tarsi rufo-piceous.

Female. Length 5 lines.

a. Port Natal. From Mr. Stevens' collection.

## 9. HECTARTHURUM BISTRIATUM.

Hectarthrum bistriatum, *Lap. Hist. Nat. Ins.* ii. 384. *Newm. Ann. Nat. Hist.* ii. 394, 6.

HAB.—Java.

## 10. HECTARTHURUM SEMIFUSCUM.

Hectarthrum semifuscum, *Newm. Ann. Nat. Hist.* 396, 8.

HAB. ———?

## 11. HECTARTHURUM GEMELLIPARUM.

Passandra Senegalensis, *Dej. Cat.* 340.

Hectarthrum gemelliparum, *Newm. Ann. Nat. Hist.* ii. 395, 7.

HAB.—W. Africa.



## 12. HECTARTHURUM RUFIPENNE.

Cucujus rufipennis, *Fab. Syst. Eleut.* ii. 93, 3.

Hectarthrum rufipenne, *Newm. Ann. Nat. Hist.* ii. 396, 9.

HAB.—Sumatra.

## Genus 3. CATOGENUS.

Cucujus, p., *Fab. Syst. El.* ii. 93.

Isonotus, *Perty, Del.* 114.

Catogenus, *Westw. Zool. Journ.* v. 221.

## 1. CATOGENUS CARINATUS.

Catogenus carinatus, *Newm. Ann. Nat. Hist.* ii. 397, 1.

HAB.—Cape.

## 2. CATOGENUS CASTANEUS.

Isonotus castaneus, *Perty, Del.* 114, t. 22, f. 15.

Catogenus castaneus, *Newm. Ann. Nat. Hist.* ii. 397, 2.

a. Brazil. Old collection.

b, c. Brazil. From Mr. Children's collection.

d. Columbia. From M. Buquet's collection.

e, f. Venezuela. From Mr. Pamplin's collection.

g. ———? Presented by the Entomological Club.

h.

## 3. CATOGENUS RUFUS.

Cucujus rufus, *Fab. Syst. Eleut.* ii. 93, 6. *Ent. Syst. Supp.* 123, 2.

Catogenus rufus, *Newm. Ann. Nat. Hist.* ii. 398, 3.

a. North America. Old collection.

b, c, d. North America. Presented by the Entomological Club.

## 4. CATOGENUS PUNCTICOLLIS.

Catogenus puncticollis, *Newm. Ann. Nat. Hist.* ii. 399, 4.

HAB.—North America.

## 5. CATOGENUS LEBASII.

Catogenus Lebasii, *Guér. Icon. R. An.* ii. 202.

HAB. ———?

a, b. Columbia. From the collection of Mons. Goudot (Type).

## 6. CATOGENUS DECORATUS.

“Catogenus decoratus, *Newm.*” *Chevr.* ii.

HAB. ———?

## 7. CATOGENUS CONCOLOR.

Catogenus concolor, *Blanch. Voy. d'Orbig.* 205, 674, t. 19, f. 20.

HAB.—S. America.

## Genus 4. ERICHSONIA.

Erichsonia, *Westw. Trans. Ent. Soc.* v. 210, 1849.

## 1. ERICHSONIA DENTIFRONS.

Erichsonia dentifrons, *Westw. Trans. Ent. Soc.* v. 211, t. 22, f. 2.

HAB.—Mexico.

## Genus 5. ANCISTRIA.

Colydium, *Fab. Ent. Syst.* i. 495, 1793.

Ancistria, (*Hoffmsgg.*) *Erichs. Naturg. Ins. Deutsch.* 305, 1845.

## 1. ANCISTRIA RETUSA.

Colydium retusum, *Fab. Syst. Eleut.* ii. 555, 2.

HAB.—Sumatra.

## Genus 6. SCALIDIA.

Scalidia, *Erichs. Naturg. Ins. Deuts.* 305, 1845—8.

## 1. SCALIDIA, n. s.

Scalidia, n. s., *Erichs. l. c. (Note), Naturg. Ins. Deuts.* 305.

HAB.—S. America.

## 2. SCALIDIA, n. s.

Scalidia, n. s., *Erichs. l. c. (Note)*. *Naturg. Ins. Deuts.* 305.

## Genus 7. PROSTOMIS.

Trogosita, pt., *Fab. Syst. Eleut.* i. 150, 1801.

Megagnathus, *Deg. Cat.* 339.

Prostomis, *Lat. Fam. Nat.* 397.

## 1. PROSTOMIS MANDIBULARIS.

Trogosita mandibularis, *Fab. Syst. Eleut.* i. 155, 26. *Sturm, Deuts. Ins.* ii. 248, 1, t. 49. *Panz. Faun. Germ.* 105, 3. *Erichs. Naturg. Ins. Deuts.* 306, 1.


Cucujus maxillosus, *Zenk. Müll. Illig. Mag.* iv. 205.

HAB. ——— ?

THE [illegible]

[The following text is extremely faint and illegible due to the quality of the scan. It appears to be a list or a series of entries.]

[The following text is also extremely faint and illegible. It appears to be a continuation of the list or entries from the upper section.]











QL  
577  
B82  
pt.5

British Museum (Natural  
History) Dept. of Zoology  
Catalogue of coleopterous  
insects in the collection of  
the British Museum

BioMed

PLEASE DO NOT REMOVE  
CARDS OR SLIPS FROM THIS POCKET

---

UNIVERSITY OF TORONTO LIBRARY

---

