







Thank you for agreeing to participate in the Editors Survey. Did you participate in the April 2011 Wikipedia Editors Survey?

#	Answer	Bar	Responses	%
1	Yes		24	22.02%
2	No		62	56.88%
3	I can't remember		23	21.10%
	Total		109	100.00%



Have you EVER edited Wikipedia?

#	Answer	Bar	Responses	%
1	Yes		99	90.83%
	No		6	5.50%
2	I'm not sure		4	3.67%
	Total		109	100.00%


In what year did you start contributing to Wikipedia?

#	Answer	Bar	Responses	%
1	2000		3	2.78%
2	2001		2	1.85%
3	2002		2	1.85%
4	2003		4	3.70%
5	2004		9	8.33%
6	2005		12	11.11%
7	2006		9	8.33%
8	2007		12	11.11%
9	2008		13	12.04%
10	2009		19	17.59%
11	2010		10	9.26%
12	2011		13	12.04%
	Total		108	100.00%











Did you make any anonymous edits in Wikipedia before you registered as a user or set up an account?

#	Answer	Bar	Responses	%
1	Yes		61	55.96%
	No		48	44.04%
	Total		109	100.00%




What prompted you to set up a user (i.e. a login) account for editing? Please choose all those that apply.

#	Answer	Bar	Responses	%
1	I wanted to track my edit history.		60	58.82%
2	I wanted other editors to be able to see my contributions.		38	37.25%
3	It made it easier for other editors to contact me.		36	35.29%
4	I wanted to interact more frequently with other editors.		30	29.41%
5	I wanted to have a watchlist of articles that I could follow.		48	47.06%
6	I wanted the ability to set up my browsing, editing and other preferences in my account.		55	53.92%
7	I wanted to create a new article.		40	39.22%
	Total		307	100.00%



In which country do you live?

#	Answer	Bar	Responses	%
19	中国/People's Republic of China/China (cn)		24	22.43%
49	日本 (ja)		16	14.95%
24	Deutschland (de)		11	10.28%
96	United States (us)		9	8.41%
94	台湾/Republic of China/Taiwan (tw)		9	8.41%
39	香港/Hong Kong (hk)		8	7.48%
16	Canada (ca)		4	3.74%
34	France (fr)		4	3.74%
78	Polska (pl)		3	2.80%
87	Singapore (sg)		3	2.80%

Is there a Wikimedia Chapter in that country?

#	Answer	Bar	Responses	%
1	Yes		47	43.12%
2	No		16	14.68%
3	I don't know		46	42.20%
	Total		109	100.00%

Are you a member of the local Wikimedia Chapter?

#	Answer	Bar	Responses	%
1	Yes		4	8.51%
2	No		43	91.49%
	Total		47	100.00%





Why are you not a member of the local Wikimedia Chapter?

#	Answer	Bar	Responses	%
1	I am not interested in chapter activities.		6	13.64%
2	I see no benefit in being a member.		7	15.91%
3	I don't have enough information about the chapter.		19	43.18%
4	I am only interested in editing.		6	13.64%
5	Other, please specify:		6	13.64%
	Total		44	100.00%

What is/are your primary language(s)? Please choose all that apply.

#	Answer	select language
278	□□ (zh)	66
61	English (en)	63
112	□□□ (ja)	31
53	Deutsch (de)	18
275	□□ (yue)	17
279	□□ (zh-classical)	14
72	Français (fr)	13
270	□□ (wuu)	8
126	□□□ (ko)	6
197	Polski (pl)	6
63	Español (es)	5
161	Bahasa Melayu (ms)	5
110	Italiano (it)	5
281	other	5
62	Esperanto (eo)	5
223	Simple English (simple)	4
210	Русский (ru)	4
77	□□ (gan)	4
236	Svenska (sv)	3
252	Татарча/Tatarça (tt)	3
46	Česky (cs)	3
102	Bahasa Indonesia (id)	3
172	Norsk (bokmål) (nb)	3
230	Српски / Srpski (sr)	3

We are interested in learning about your proficiency with computers and computer applications. Below is a list of proficiency levels. Please choose one that describes you the best.

#	Answer	Bar	Responses	%
1	I am not very comfortable using a computer.		1	0.92%
2	I use my computer to read email, browse the Internet and use word processors.		9	8.26%
3	I can download and set up files and applications on my computer.		58	53.21%
4	I can program and create my own applications		41	37.61%
	Total		109	100.00%

SECTION II: PARTICIPATION AND CONTRIBUTION

The next few questions are about your participation in Wikipedia.








#	Answer	Bar	Responses	%
	Total		0	100.00%

Which language versions of Wikipedia do you CONTRIBUTE to? Please choose all that apply.

62	Esperanto (eo)	14
224	Slovenčina (sk)	14
263	Tiếng Việt (vi)	13
225	Slovenščina (sl)	13
275	𑜋𑜰𑜫 (yue)	13
230	Српски / Srpski (sr)	13
136	Latina (la)	13
208	Română (ro)	13
83	Hrvatski (hr)	12
99	Magyar (hu)	12
23	Български (bg)	12
250	Türkçe (tr)	12
146	Lietuvių (lt)	11
102	Bahasa Indonesia (id)	11
198	Piemontèis (pms)	11
155	Македонски (mk)	10
265	Volapük (vo)	10
109	Íslenska (is)	10
229	Shqip (sq)	10
95	■■■■■■■ (hi)	9
173	Plattdüütsch (nds)	9
76	Frysk (fy)	9
81	Alemannisch (gsw)	9
143	Lumbaart (lmo)	9
148	Latviešu (lv)	9

278	𑜊𑜰𑜫 (zh)	109
61	English (en)	93
112	𑜊𑜰𑜫𑜊𑜰𑜫 (ja)	45
72	Français (fr)	37
53	Deutsch (de)	34
63	Español (es)	27
210	Русский (ru)	27
110	Italiano (it)	25
197	Polski (pl)	24
178	Nederlands (nl)	23
202	Português (pt)	21
279	𑜊𑜰𑜫 (zh-classical)	19
126	𑜊𑜰𑜫𑜊𑜰𑜫 (ko)	18
258	Українська (uk)	17
236	Svenska (sv)	17
172	Norsk (bokmål) (nb)	16
34	Català (ca)	16
52	Dansk (da)	15
223	Simple English (simple)	15
59	Ελληνικά (el)	14
69	Suomi (fi)	14
46	Česky (cs)	14
179	Norsk (nynorsk) (nn)	14
94	עברית (he)	14

Which language version of Wikipedia do you PRIMARILY CONTRIBUTE to? Please choose ONE.





#	Answer	Bar	Responses	%
278	中文 (zh)		35	41.18%
61	English (en)		19	22.35%
112	日本語 (ja)		11	12.94%
53	Deutsch (de)		6	7.06%
72	Français (fr)		4	4.71%
197	Polski (pl)		3	3.53%
63	Español (es)		3	3.53%

Which language versions of Wikipedia do you READ? Please choose all that apply.








61	English (en)	99
278	□□ (zh)	76
112	□□□ (ja)	47
53	Deutsch (de)	34
279	□□ (zh-classical)	29
72	Français (fr)	28
63	Español (es)	21
275	□□ (yue)	16
110	Italiano (it)	15
126	□□□ (ko)	14
210	Русский (ru)	11
270	□□ (wuu)	10
223	Simple English (simple)	9
236	Svenska (sv)	9
197	Polski (pl)	8
202	Português (pt)	8
172	Norsk (bokmål) (nb)	8
52	Dansk (da)	8
136	Latina (la)	7
178	Nederlands (nl)	7
4	Afrikaans (af)	7
71	Føroyskt (fo)	6
34	Català (ca)	6
77	□□ (gan)	6

173	Plattdüütsch (nds)	6
62	Esperanto (eo)	6
137	Lëtzebuergesch (lb)	6
179	Norsk (nynorsk) (nn)	6
217	Scots (sco)	6
83	Hrvatski (hr)	6
9	العربية (ar)	6
263	Tiếng Việt (vi)	6
102	Bahasa Indonesia (id)	6
225	Slovenščina (sl)	6
258	Українська (uk)	5
250	Türkçe (tr)	5
224	Slovenčina (sk)	5
145	■■■■ (lo)	5
69	Suomi (fi)	5
99	Magyar (hu)	5
67	فارسی (fa)	5
8	Ænglisc (ang)	5
161	Bahasa Melayu (ms)	5
46	Česky (cs)	5
109	Íslenska (is)	5
95	■■■■■■■■ (hi)	5
208	Română (ro)	5
229	Shqip (sq)	5
237	Kiswahili (sw)	5

Which language version of Wikipedia do you PRIMARILY READ? Please choose ONE.

#	Answer	Bar	Responses	%
61	English (en)		37	41.57%
278	中文 (zh)		20	22.47%
112	日本語 (ja)		13	14.61%
53	Deutsch (de)		8	8.99%

What is your user access level? Please choose all that apply.

#	Answer	Bar	Responses	%
1	Unregistered user (no account)		5	4.95%
2	Registered user (basic account, with or without rollbacker, review status, etc.)		96	95.05%
3	Administrator		15	14.85%
4	Bureaucrat		3	2.97%
5	Steward		5	4.95%
6	Checkuser		4	3.96%
7	Oversighter		2	1.98%
	Total		130	100.00%

We are interested in finding out more about your recent participation in Wikipedia and the Wikipedia community. For each activity, please indicate how often you have participated in the following activities in the last 30 days.

#	Question	Not at all	Seldom	Sometimes	Often	Very often	Responses	Mean
1	I write new articles.	37	22	19	13	8	99	2.32
2	I add content to existing articles.	7	17	24	27	24	99	3.44
3	I fix formatting, spelling/grammar, or make other minor edits to articles.	8	10	23	30	28	99	3.61
4	I do translation work.	31	23	23	13	7	97	2.40
5	I patrol for vandalism, copyright violations, or other problems with articles.	36	21	18	15	8	98	2.37
6	I answer readers' questions and complaints.	57	15	18	5	1	96	1.73
7	I resolve disputes among volunteers (e.g. mediation, arbitration).	67	20	6	1	2	96	1.45
8	I organize or help events, workshops, meet-ups, or annual Wikimania conferences.	88	5	2	-	1	96	1.14
9	I do public outreach or advocacy outside the Wikipedia community.	70	16	7	2	1	96	1.42
10	I do technical work such as maintaining servers or software.	89	6	1	-	1	97	1.12
11	I participate in chapter work.	84	6	3	-	1	94	1.17
12	I participate in discussions about articles.	32	27	21	12	6	98	2.32
13	I develop or maintain policies, guidelines and similar community processes.	65	18	8	3	3	97	1.57

Below is a similar list of activities. Please indicate how often you have participated in the following activities in the last 30 days.

#	Question	Not at all	Seldom	Sometimes	Often	Very often	Responses	Mean
1	I upload or edit media, images, maps, etc.	47	20	17	5	9	98	2.07
2	I conduct quality review and assess articles for featured-article selection.	77	9	6	4	3	99	1.45
3	I participate in deletion processes such as speedy deletion, proposed deletion and articles for deletion discussion.	51	17	17	8	5	98	1.97
4	I work on the help desk or do other work to welcome new editors.	75	11	8	2	3	99	1.45
5	Other, please specify:	24	2	3	2	3	34	1.76




□□
 □□
 □□
 □□
 □□

1 □□□□□□
 2 □□□□□□□□□□
 3 □□□□□□□□□□□□□□□□
 4 □□□□□□











Below is a list of tools available for editors. For each one, please tell us whether you find it useful.

#	Question	I am not aware of this tool.	It is a useful tool.	It makes no difference.	It is not useful at all.	Responses	Mean
1	WikiLove	56	19	15	8	98	1.74
2	Article Feedback Tool	57	10	23	7	97	1.79

Thinking about THIS YEAR (2011), how active were you on Wikipedia compared to the previous year (2010)? Please choose one.

#	Answer	Bar	Responses	%
1	I was less active on Wikipedia in 2011 compared to 2010.		28	34.57%
2	There was no change in my activity level.		25	30.86%
3	I was more active on Wikipedia in 2011 compared to 2010.		28	34.57%
	Total		81	100.00%

Why did you become less active on Wikipedia? Please choose all that apply.







#	Answer	Bar	Responses	%
1	I don't have time.		21	75.00%
2	I spend more time on other online activities like Facebook, blogging, Twitter etc.		11	39.29%
3	I spend more time on other offline activities like reading, spending time with my family and friends etc.		11	39.29%
4	It is a waste of my time since my edits will be reverted or deleted.		3	10.71%
5	I think I don't have enough expertise to contribute.		4	14.29%
6	Other people are doing it, so I don't have to do it.		5	17.86%
7	I don't want to edit the work of other editors.		1	3.57%
8	I am happy to read, and I don't feel the need to contribute.		3	10.71%
9	I choose not to spend my time editing.		5	17.86%
10	I don't edit because of conflicts with other editors.		5	17.86%
11	The rules and guidelines for editing have become too complicated.		7	25.00%
12	There isn't enough interaction or communication with other editors.		3	10.71%
13	I keep getting warnings and other kinds of discouraging notifications.		3	10.71%
14	I spend more time on school and/or academic work.		12	42.86%
15	I don't think it needs more content.		1	3.57%
16	Other, please specify:		8	28.57%
	Total		103	100.00%

SECTION III: TECHNOLOGY AND NETWORKING



The next few questions are about your use of different types of technological devices and Internet websites.

#	Answer	Bar	Responses	%
	Total		0	100.00%







Below is a list of electronic devices some people own. Which of the following do you own?

#	Answer	Bar	Responses	%
1	A desktop computer		75	75.00%
2	A laptop computer or netbook		73	73.00%
3	A tablet device such as an iPad		20	20.00%
4	A mobile or cellular phone		85	85.00%
5	An MP3 player such as an iPod		44	44.00%
6	None of the above		2	2.00%
	Total		299	100.00%







Do you own a smart phone such as an iPhone, Android, or Blackberry?

#	Answer	Bar	Responses	%
1	Yes		42	49.41%
2	No		43	50.59%
	Total		85	100.00%

Below is a similar list of electronic devices. Which of these do you use to EDIT Wikipedia? Please choose all that apply.

#	Answer	Bar	Responses	%
1	A desktop computer		75	76.53%
2	A laptop computer or netbook		69	70.41%
3	A tablet device such as an iPad		5	5.10%
4	A mobile or cellular phone		10	10.20%
5	An MP3 player such as an iPod		5	5.10%
6	None of the above		1	1.02%
	Total		165	100.00%

Below is a similar list of electronic devices. Which of these do you use to READ Wikipedia? Please choose all that apply.

#	Answer	Bar	Responses	%
1	A desktop computer		81	82.65%
2	A laptop computer or netbook		75	76.53%
3	A tablet device such as an iPad		17	17.35%
4	A mobile or cellular phone		52	53.06%
5	An MP3 player such as an iPod		8	8.16%
6	None of the above		1	1.02%
	Total		234	100.00%

SECTION IV: WIKIPEDIA COMMUNITY

These next questions are about your interactions with other Wikipedia editors and your experiences as a member of the Wikipedia community.

#	Answer	Bar	Responses	%
	Total		0	100.00%

Below is a list of interactions/experiences editors may have with others within the Wikipedia community. For each one, please tell us if you have had this interaction/experience IN THE PAST THREE MONTHS.

#	Answer	Bar	Responses	%
1	Another editor adding content/photos to an article you are working on		44	55.70%
2	Having inaccurate material added to an article you started		30	37.97%
3	Getting a barnstar or similar award from another editor		16	20.25%
4	Having your article(s) selected as featured article(s)		4	5.06%
5	Having other editors fix grammatical errors in article(s) you started		39	49.37%
6	Having other editors add content to article(s) you started		51	64.56%
7	Having your picture(s) used in articles		24	30.38%
8	Having your content reused		30	37.97%
9	Having others compliment you on your edits/articles		21	26.58%
10	Article(s) making it to the front page		12	15.19%
	Total		271	100.00%



Below is a similar list of interactions/experiences editors may have with others within the Wikipedia community. For each one, please tell us if you have had this interaction/experience IN THE PAST THREE MONTHS.

#	Answer	Bar	Responses	%
1	Having your edits reverted without any explanation		29	42.65%
2	Having your edits reverted, but with an explanation		31	45.59%
3	Having an article that you were working on deleted		18	26.47%
4	Being looked down on by more experienced editors		17	25.00%
5	Argument(s) with editors on discussion pages or elsewhere		29	42.65%
6	Other editors pushing their point of view		41	60.29%
7	Having offensive or inaccurate material added to articles you were working on		23	33.82%
	Total		188	100.00%



Below is a shorter list of interactions you have had within Wikipedia community. For each one, please tell us the degree to which it affects your overall experience editing Wikipedia.

#	Question	This makes me less likely to continue editing Wikipedia.	This does not affect my likelihood to edit Wikipedia.	This makes me more likely to continue editing Wikipedia.	Responses	Mean
1	Another editor adding content/photos to an article you are working on	1	17	25	43	2.56
2	Having inaccurate material added to an article you started	10	15	5	30	1.83
3	Getting a barnstar or similar award from another editor	-	7	9	16	2.56
4	Having your article(s) selected as featured article(s)	-	-	4	4	3.00
5	Having other editors fix grammatical errors in article(s) you started	-	17	20	37	2.54
6	Having other editors add content to article(s) you started	6	17	27	50	2.42
7	Having your picture(s) used in articles	-	7	15	22	2.68
8	Having your content reused	3	9	18	30	2.50
9	Having others compliment you on your edits/articles	2	7	12	21	2.48
10	Article(s) making it to the front page	-	5	7	12	2.58
11	Having your edits reverted without any explanation	14	9	5	28	1.68
12	Having your edits reverted, but with an explanation	9	17	4	30	1.83
13	Having an article that you were working on deleted	8	5	5	18	1.83
14	Being looked down on by more experienced editors	9	7	1	17	1.53
15	Argument(s) with editors on discussion pages or elsewhere	12	12	5	29	1.76
16	Other editors pushing their point of view	22	12	6	40	1.60
17	Having offensive or inaccurate material added to articles you were working on	11	7	5	23	1.74



If you had to choose, which of these would you agree with:

#	Answer	Bar	Responses	%
1	The feedback from other editors through reverts, discussions, etc. has helped me become a better editor.		64	68.82%
2	The feedback from other editors through reverts, discussions, etc. has been a bad experience for me.		29	31.18%
	Total		93	100.00%

Did you know that some users receive warning messages on their talk page from 'bots'? (Bots are automated or semi-automated tools that carry out repetitive and mundane tasks to maintain Wikipedia).

#	Answer	Bar	Responses	%
1	Yes		82	85.42%
2	No		14	14.58%
	Total		96	100.00%

If you had to choose, which of these would you agree with:

#	Answer	Bar	Responses	%
1	Warning messages from bots (on my talk page) make me less likely to edit.		14	17.28%
2	Warning messages from bots (on my talk page) don't affect my editing.		67	82.72%
	Total		81	100.00%

Have you asked fellow editors for help on any of the following topics?

#	Question	Yes	No	Responses	Mean
1	Editorial policy	40	55	95	1.58
2	Technical help, including Wiki Mark Up, multi-media etc.	39	56	95	1.59
3	Asking others to edit an article that you are working on or interested in	36	59	95	1.62
4	Reference related questions	44	50	94	1.53
5	Content related questions	46	49	95	1.52

Thinking about the last time you asked a fellow editor for help, how happy were you with the help you received?

#	Answer	Bar	Responses	%
1	Extremely happy		7	11.48%
2	Very happy		36	59.02%
3	Neither happy nor unhappy		17	27.87%
4	Very unhappy		1	1.64%
5	Extremely unhappy		0	0.00%
	Total		61	100.00%

Below, we list some problems that have been identified with Wikimedia culture. Please pick the THREE most important problems that have affected you personally, making it harder for you to edit.

#	Answer	Bar	Responses	%
1	Too many rules and policies		31	34.07%
2	Editors who feel like they "own" specific articles and don't want others to contribute to them		46	50.55%
3	The editing interface is hard to use		21	23.08%
4	Editors who are not fun to work with		32	35.16%
5	The software for doing maintenance tasks (such as patrolling and fighting vandalism or spam) is too hard to use		7	7.69%
6	Lack of support from other editors		28	30.77%
7	Lack of access to research materials like scholarly articles and books		41	45.05%
8	Criticism of you and your work, including reverts and deletions		28	30.77%
9	Warning messages on your talk page		13	14.29%
10	Harassment by other editors		23	25.27%
	Total		270	100.00%



Below are some changes that might make it easier for you to contribute. Please pick THREE that would help you the most.

#	Answer	Bar	Responses	%
1	Policies and rules were simpler		39	42.39%
2	Editors are persuaded to behave better or unpleasant ones are banned		35	38.04%
3	The editing interface was more user friendly		28	30.43%
4	Real-time access to editors who could help you if you were stuck		20	21.74%
5	Software for doing maintenance tasks (such as patrolling, fighting vandalism, spam) were easier to use		15	16.30%
6	Editors who stalk and seriously harass others were banned		33	35.87%
7	Improved or free access to research materials like scholarly articles and books		40	43.48%
8	More praise/thanks from other editors		28	30.43%
9	Feedback from others that would help you learn from your mistakes		24	26.09%
10	Access to a mentor, coach or guide		14	15.22%
	Total		276	100.00%

Below is a list of levels of engagement editors have with Wikipedia. Please select ALL that apply.

#	Answer	Bar	Responses	%
1	I understand what is expected from me		33	37.50%
2	I am provided with the tools and materials I need to work well		32	36.36%
3	I have the opportunity to do what I do best		50	56.82%
4	Someone cares about me as a person		16	18.18%
5	I feel my opinion counts		38	43.18%
6	The mission of Wikipedia makes me feel that my work is important		51	57.95%
7	My fellow volunteers are committed to doing quality work		43	48.86%
8	There is somebody in the Wikipedia community who seems committed to helping me do good work		22	25.00%
9	The decisions I have made as part of the community feel fair		41	46.59%
10	I would recommend a friend to get involved in Wikipedia		45	51.14%
	Total		371	100.00%



Are you aware that the number of active Wikipedia editors (i.e. those who edit frequently) has fallen in the recent years?

#	Answer	Bar	Responses	%
1	Yes		51	53.68%
2	No		44	46.32%
	Total		95	100.00%

We are interested in your opinion about what can be done to increase number of contributors to Wikipedia. Please select all of the statements that you agree with.

#	Answer	Bar	Responses	%
1	I feel that it is important to increase the number of editors to ensure Wikipedia is successful in the future.		31	64.58%
2	I believe that research can help figure out how to retain and attract new editors to Wikipedia.		32	66.67%
3	I feel that the community needs to take action to create a better environment to RETAIN CURRENT editors.		38	79.17%
4	I feel that the community needs to take action to create a better environment to ATTRACT NEW editors.		35	72.92%
	Total		136	100.00%

Are you aware of the gender divide that exists in the Wikipedia editing community?

#	Answer	Bar	Responses	%
1	Yes		38	40.86%
2	No		55	59.14%
	Total		93	100.00%

We are interested in your opinion on how the Wikimedia Foundation should spend money. If you donated 100 dollars to the Foundation, how would you like the foundation to allocate money for the following? (Please ensure that all the responses add up to \$100.)



#	Answer	Min Value	Max Value	Average Value	Standard Deviation
1	Technical operations (more operations staff, new caching servers, performance metrics, uptime)	0	100	24.61	23.97
2	Technical features development for EXPERIENCED editors	0	100	10.21	13.26
3	Technical features development for NEW editors	0	50	12.37	10.93
4	Technical features development for READERS	0	50	10.40	10.89
5	Community work aimed at attracting/supporting editors globally	0	100	10.96	15.17
6	Community work aimed at attracting/supporting editors in Global South	0	53.4	7.83	10.88
7	Community work aimed at attracting/supporting editors in my country	0	50	6.56	9.69
8	Grantmaking to Wikimedians or groups like other non-profits	0	50	4.60	8.71
9	Support for other sister projects, not just Wikipedia	0	80	7.03	10.98
10	Other, please specify:	0	100	5.43	16.87

SECTION V: WIKIMEDIA FOUNDATION, CHAPTERS AND BOARD



The next few questions are about your participation with the Wikimedia Foundation, Chapters and board of trustees.

#	Answer	Bar	Responses	%
	Total		0	100.00%




Have you ever sought or received information from the Wikimedia Foundation?

#	Answer	Bar	Responses	%
1	Yes		29	31.52%
2	No		63	68.48%
	Total		92	100.00%

Are you happy with the quality of information you received from the Wikimedia Foundation?

#	Answer	Bar	Responses	%
1	Yes		22	84.62%
2	No		4	15.38%
	Total		26	100.00%



Have you ever voted in the Wikimedia Foundation Board of Trustees elections?

#	Answer	Bar	Responses	%
1	Yes		22	24.44%
2	No, but I am aware of the elections		39	43.33%
3	No, I am not aware of the elections		29	32.22%
	Total		90	100.00%




Why have you never voted in the elections for the Wikimedia Foundation Board of Trustees? Please choose all that apply.

#	Answer	Bar	Responses	%
1	I missed the deadline.		7	17.95%
2	I felt I didn't have enough information about the Wikimedia Foundation to make a good decision.		21	53.85%
3	I felt I didn't have enough information about the candidates to make a good decision.		27	69.23%
4	I wanted to vote but was not eligible.		5	12.82%
5	I was not interested.		15	38.46%
6	Other, please specify:		4	10.26%
	Total		79	100.00%

Now that you know about the elections for the Wikimedia Board of Trustees, would you be interested in voting in these elections in future?

#	Answer	Bar	Responses	%
1	Yes		15	51.72%
2	No		14	48.28%
	Total		29	100.00%

Have you ever run, or would you like to run, for the Wikimedia Foundation Board of Trustees?

#	Answer	Bar	Responses	%
1	Yes		11	12.09%
2	No, I'm not interested		56	61.54%
3	No, I'm not eligible		24	26.37%
	Total		91	100.00%

Why are you not interested in running in the Wikimedia Foundation Board of Trustees' elections?

#	Answer	Bar	Responses	%
1	I missed the deadline.		0	0.00%
2	I am not interested in running for elections.		35	62.50%
3	I disagree with Wikimedia Foundation's policies and practices.		1	1.79%
4	I think I can't make a difference even if I am elected.		4	7.14%
5	I don't have the information or don't know how to run for elections.		7	12.50%
6	Other, please specify:		9	16.07%
	Total		56	100.00%

On a 0-10 scale with 0 being NOT AT ALL GOOD and 10 being EXTREMELY GOOD, how would you rate your own performance, in contributing to the Wikimedia movement?

#	Question	0	1	2	3	4	5	6	7	8	9	10	Responses	Mean
1	Rating	1	-	3	9	5	9	9	12	16	5	8	77	6.35

On a 0-10 scale with 0 being NOT AT ALL GOOD and 10 being EXTREMELY GOOD, how would you rate the performance of Wikimedia volunteers overall, in contributing to the Wikimedia movement?

0	1	2	3	4	5	6	7	8	9	10	Responses	Mean
1	-	1	3	4	11	8	14	24	5	7	78	6.86

On a 0-10 scale with 0 being NOT AT ALL GOOD and 10 being EXTREMELY GOOD, how would you rate the performance of the Wikimedia Foundation, in contributing to the Wikimedia movement?

0	1	2	3	4	5	6	7	8	9	10	Responses	Mean
2	2	3	-	3	7	8	10	14	5	11	65	6.77

On a 0-10 scale with 0 being NOT AT ALL GOOD and 10 being EXTREMELY GOOD, how would you rate the performance of the Wikimedia chapters, in contributing to the Wikimedia movement?

0	1	2	3	4	5	6	7	8	9	10	Responses	Mean
5	4	3	-	2	6	7	7	10	1	4	49	5.47

SECTION VI: DEMOGRAPHICS

Before we finish, we would like you to answer some questions about yourself.






#	Answer	Bar	Responses	%
	Total		0	100.00%

How old are you? (years)



two
1992
103
70
68
64
55
55
54
54
51
49
49
48
48
45
44
43
42
42
41
41
40
40
39
35
34
34
33
33
33
32
32
31
31
31
31
30
29
29
28

28
28
27
26
26
25
24
24
23
22
22
22
21
21
21
20
20
20
19
19
19
18
18
18
17
17
17
17
17
17
16
16
16
16
16
16
15
15
13
13
13
0




What is the highest level of education you have completed?

#	Answer	Bar	Responses	%
1	Primary education (elementary, primary, middle school or junior high school, etc.)		12	13.64%
2	Secondary education (high school, A-levels, apprenticeship, etc.)		26	29.55%
3	Tertiary education undergraduate (diploma, associate's degree, bachelor's degree)		27	30.68%
4	Graduate education (master's)		19	21.59%
5	Graduate education (doctorate)		4	4.55%
	Total		88	100.00%




Are you currently enrolled in school or university?

#	Answer	Bar	Responses	%
1	Yes		45	51.72%
2	No		42	48.28%
	Total		87	100.00%



Are you employed?

#	Answer	Bar	Responses	%
1	Yes, I am working full-time.		30	34.88%
2	Yes, I am working part-time.		14	16.28%
3	No, I am not currently employed.		42	48.84%
	Total		86	100.00%





Are you married, do you have a partner, or are you single?

#	Answer	Bar	Responses	%
1	I am married.		11	12.79%
2	I have a partner, but I am not married.		16	18.60%
3	I am single.		59	68.60%
	Total		86	100.00%




Do you have children?

#	Answer	Bar	Responses	%
1	Yes, I have children.		9	10.34%
2	No, I don't have children.		78	89.66%
	Total		87	100.00%

What is your gender?

#	Answer	Bar	Responses	%
1	Male		77	87.50%
2	Female		7	7.95%
3	Transsexual		2	2.27%
4	Transgender		2	2.27%
	Total		88	100.00%

We are interested in the interactions that women have within the Wikipedia community. Below is a list of unpleasant experiences some female editors might have had. Please mark if you have PERSONALLY had any of these experiences. Please choose all that apply.

#	Answer	Bar	Responses	%
1	I have received too much attention.		0	0.00%
2	I was stalked online.		0	0.00%
3	Someone tried to contact me unnecessarily outside Wikipedia.		0	0.00%
4	Someone tried to meet me in person.		0	0.00%
5	Someone used my image without my permission.		0	0.00%
6	Someone left inappropriate messages for me, or comments about me, in userspace or elsewhere on Wikipedia.		2	33.33%
7	Someone tried to flirt with me.		1	16.67%
8	Other, please specify:		1	16.67%
9	None of the above		3	50.00%
	Total		7	100.00%