

萬有文庫

第一集一千種

王雲五主編

營造法式

(六)

李誠編修

商務印書館發行

營 造 法 式

(六)

李 誠 編 修

國 學 基 本 叢 書

萬有文庫

第一集一千種

總編纂者

王雲五

商務印書館發行

營造法式卷第二十九

通直郎管修蓋皇第外第專一提舉修蓋班直諸軍營房等臣李誠奉

聖旨編修

總例圖樣

園方方園圖

壕寨制度圖樣

景表版等第一

水平真尺第二

石作制度圖樣

柱礎角石等第一

踏道螭首第二

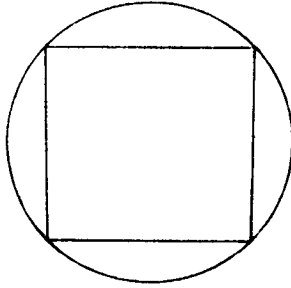
殿內闕八第三

鉤闌門砧第四

流盃渠第五

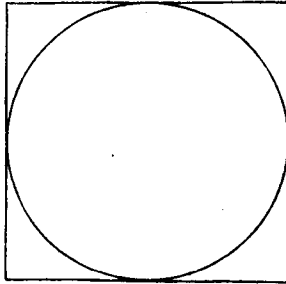
總例圖樣

圓方方圓圖

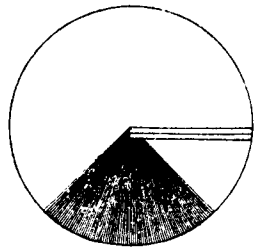


圓方圖

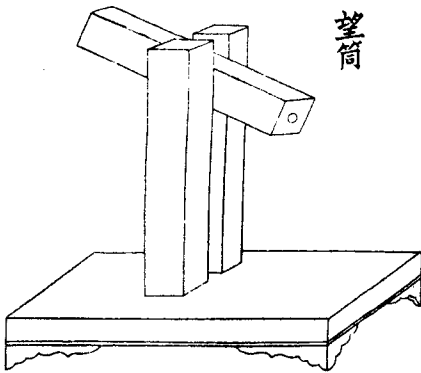
方圓圖



球寨制度圖樣
景表版等第一

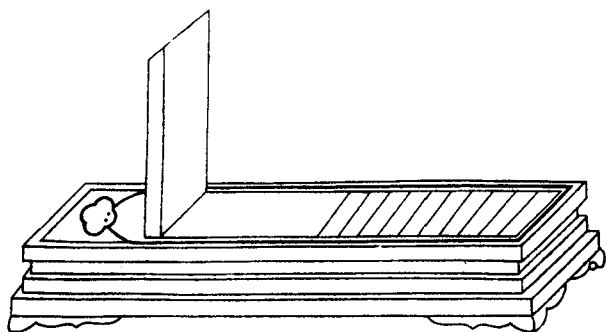


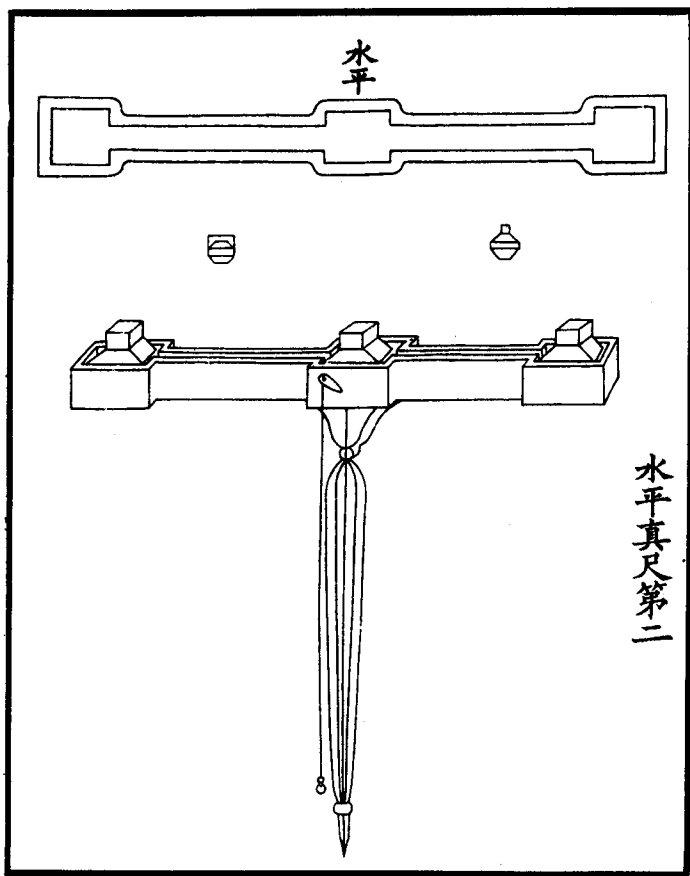
景表版



望筒

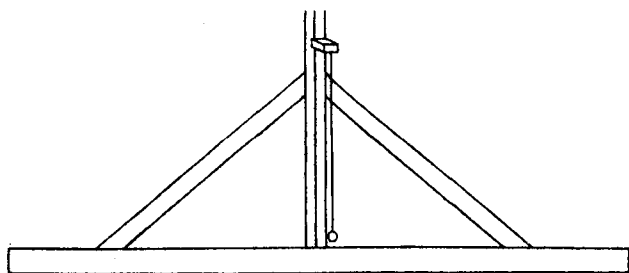
水池景表





水平真尺第二

真尺




石作制度圖樣


柱礎角石等第一

柱礎


剔地隱起
海石榴華




龍水




壓地隱起
牡丹華




寶相華



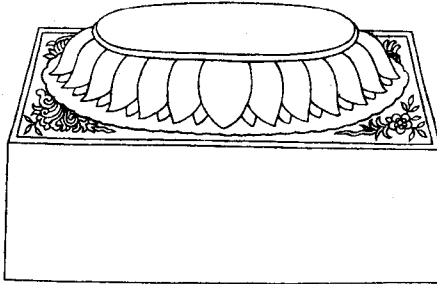
仰覆蓮華




寶蓮華



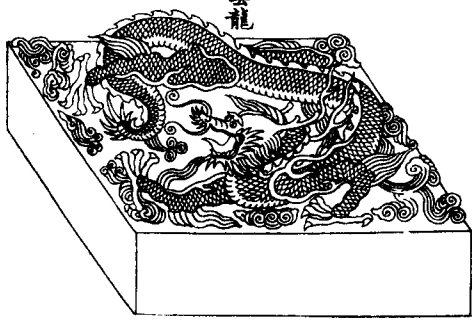
鋪地蓮華



減地平
銀華

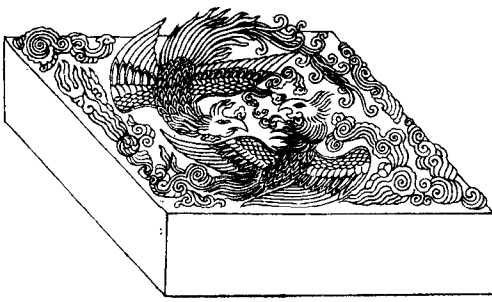


角石



剔地起突雲龍

盤鳳




剔地起
突師子



壓地隱起
海石榴華




階基臺澁坐角柱




角柱

剔地起突雲龍




壓地隱起華




壓蘭石

剔地起突華

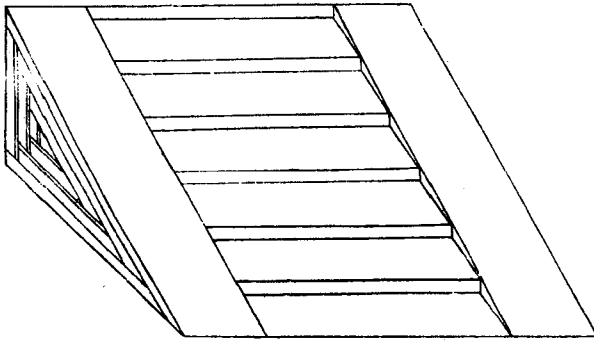


壓地隱起華

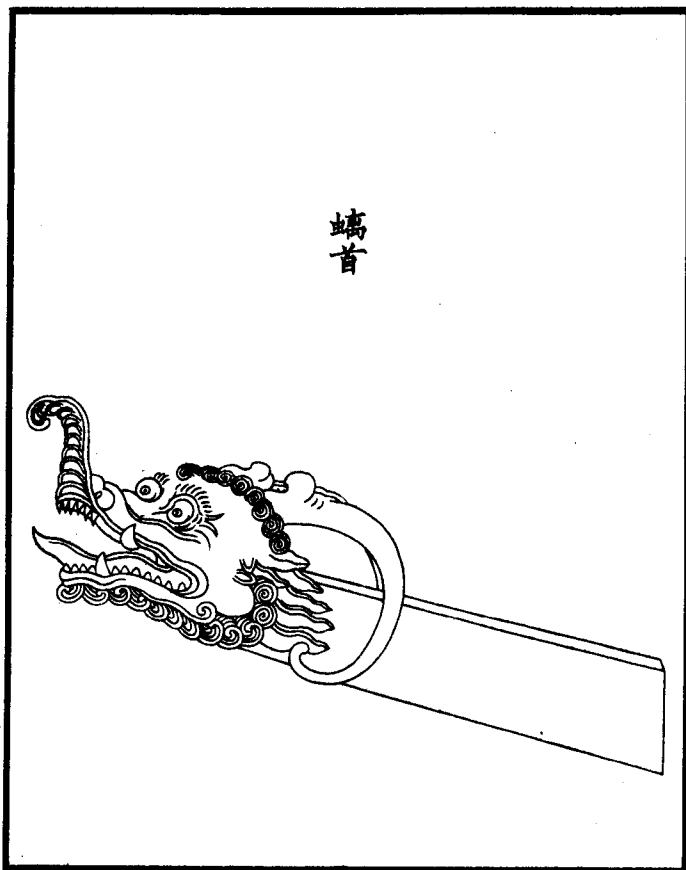


踏道螭首第二

踏道




螭首




殿內圖之三

殿堂內地面之圖




鉤欄門砧第四

重臺鉤欄




單鉤欄



望柱

減地平級華



剔地起突
羅柱雲龍



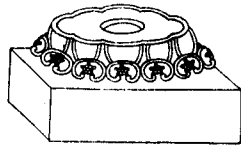
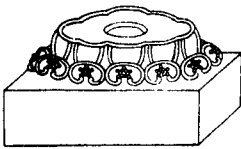
壓地隱起華





望柱頭獅子



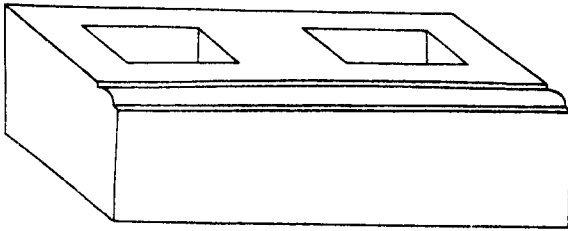
望柱下坐




門砧




地根



渠盂沈字圖



風字瓦五葉



營造法式卷第二十九

A large rectangular frame containing ten vertical columns, likely a table or diagram. The columns are empty and separated by thin vertical lines. The frame is defined by a thick black border.

營造法式卷第三十

通直郎管修蓋皇第外第專提舉修蓋班直謹管營房等臣李誠奉

聖旨編修

大木作制度圖樣上

拱枋等卷殺第一

梁柱等卷殺第二

下昂上昂出跳分數第三

舉折屋舍分數第四


絞割鋪作拱昂枋等所用卯口第五

梁額等卯口第六

合柱鼓卯第七

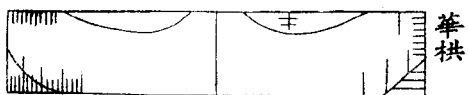
樽縫襪間第八

鋪作轉角正樣第九

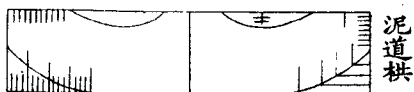


大木作制度圖樣上

拱料等卷殺第一



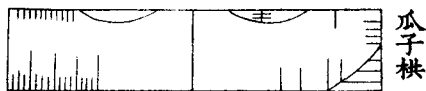
華拱




泥道拱



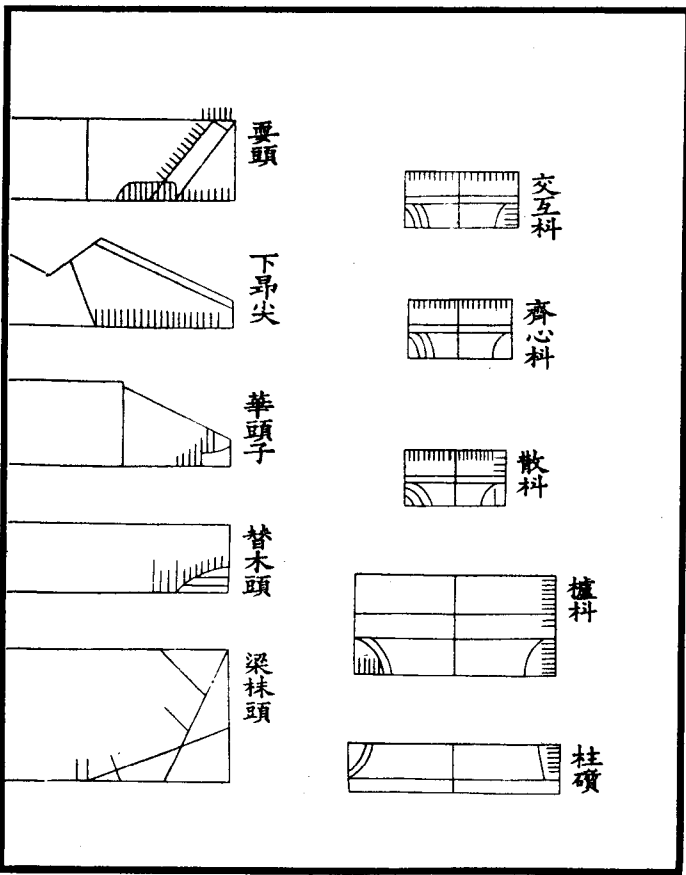
慢拱



瓜子拱



令拱



耍頭

下昂尖

華頭字

替木頭

梁抹頭

交互科

齊心科

散科

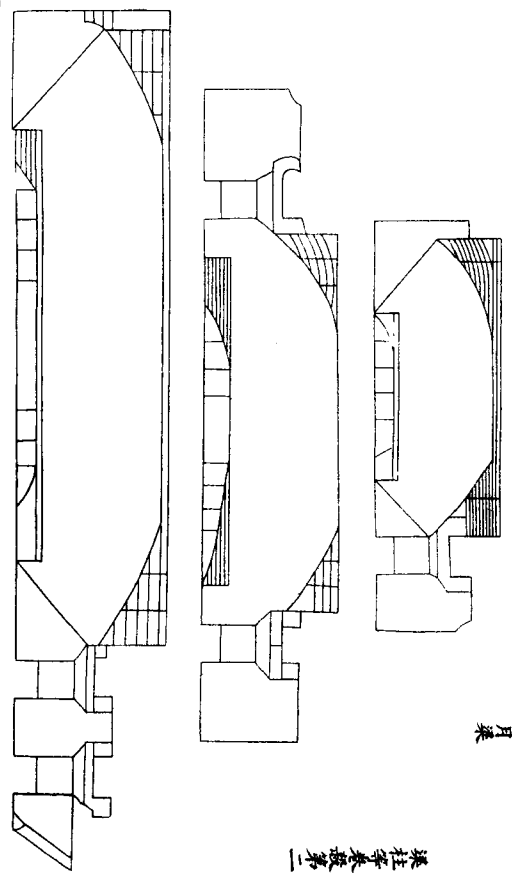
檣科

柱碩



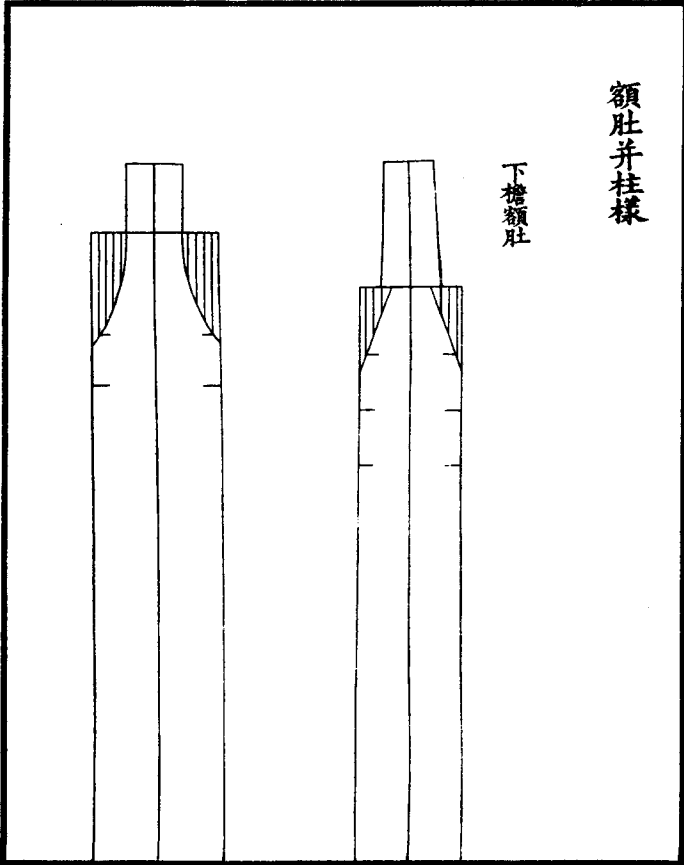
梁柱卷第一

月梁




額肚并柱樣

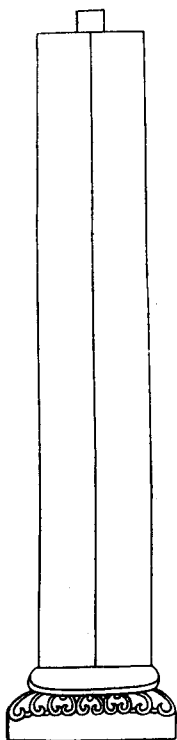
下檐額肚

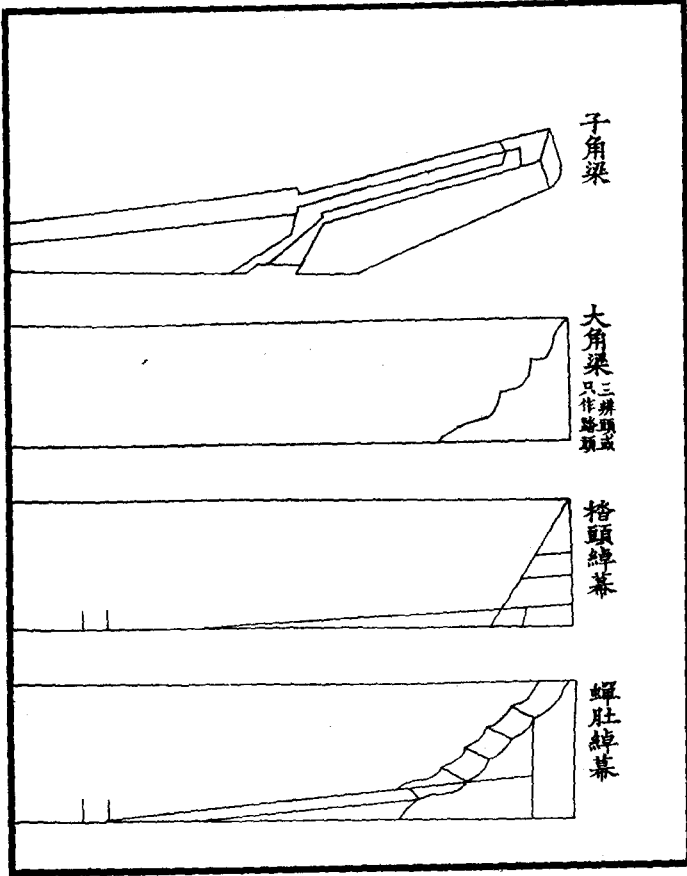


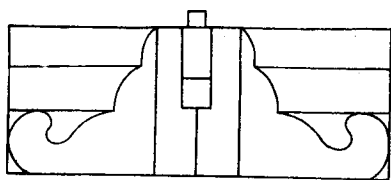
梭柱



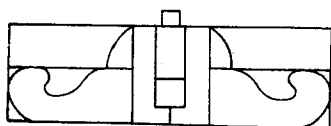
直柱



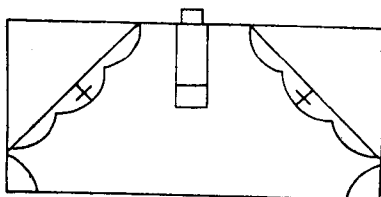




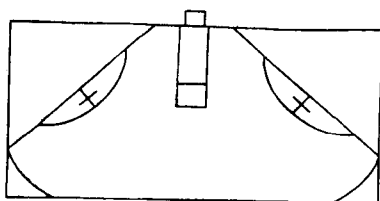
鷹嘴駝峯三瓣



兩瓣駝峯



指瓣駝峯

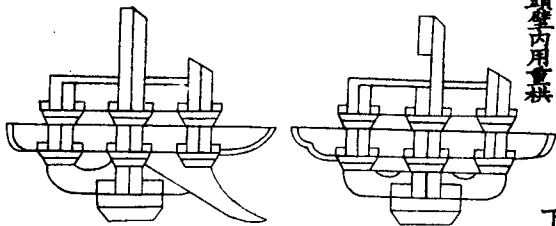


龍笠駝峯

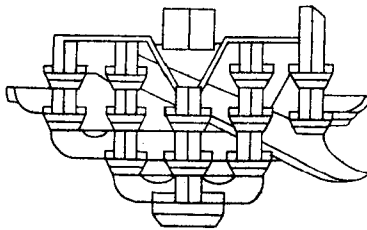
下昂上昂出跳分數第三

四鋪作裏外並一抄
卷頭壁內用重棋

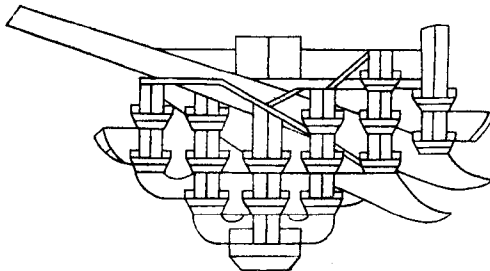
下昂側樣



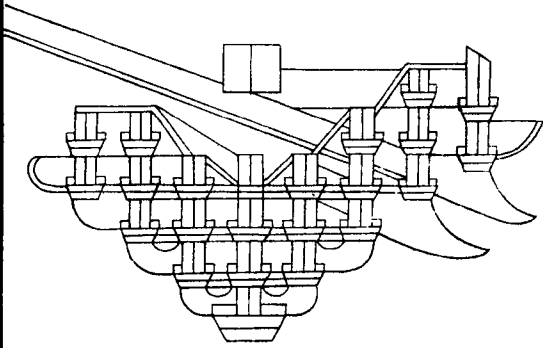
五鋪作重棋出單抄單下昂裏
轉五鋪作重棋出兩抄並計心



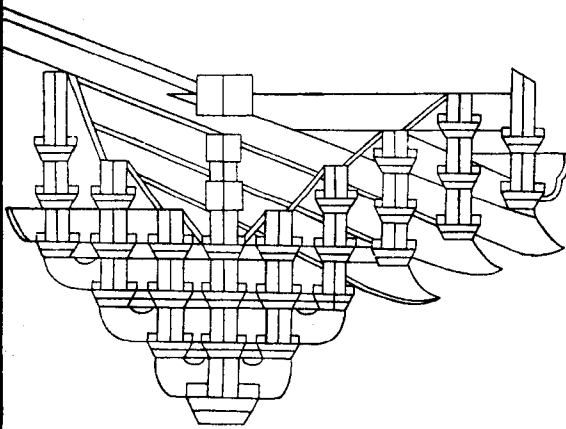
六鋪作重棋出單抄雙下昂裏
轉五鋪作重棋出兩抄並計心



七鋪作重栱出雙抄雙下昂裏
轉六鋪作重栱出三抄並計心

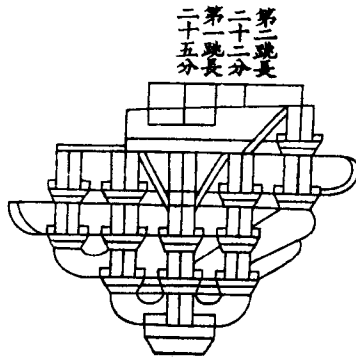


八鋪作重栱出雙抄三下昂裏
轉六鋪作重栱出三抄並計心

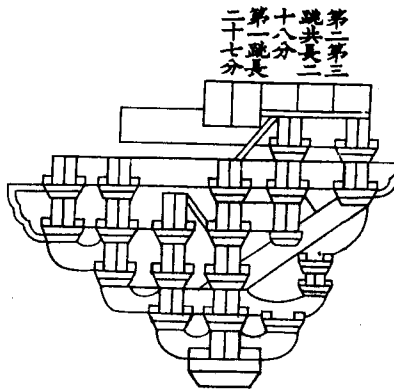


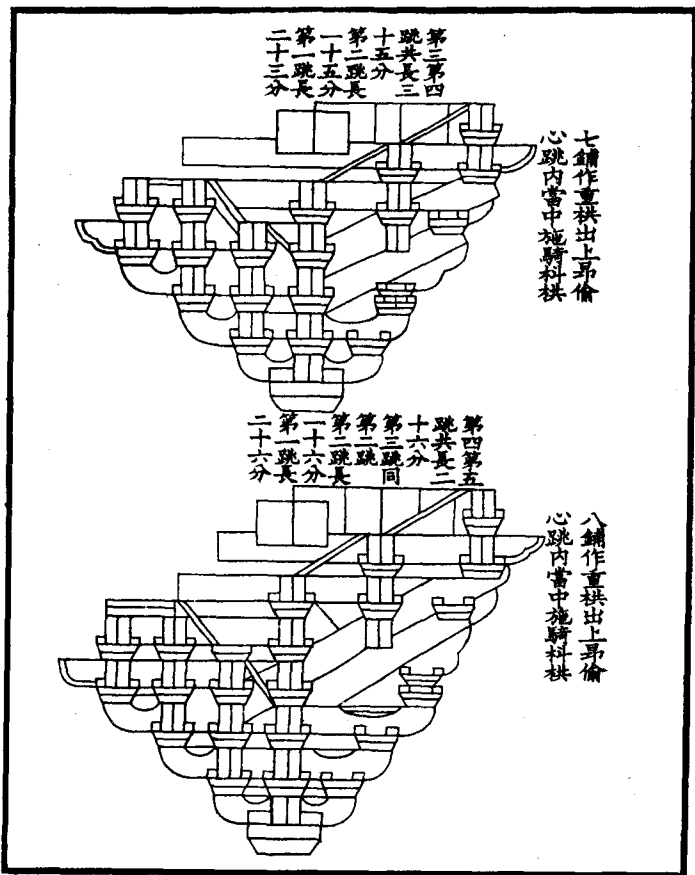
上昂側樣

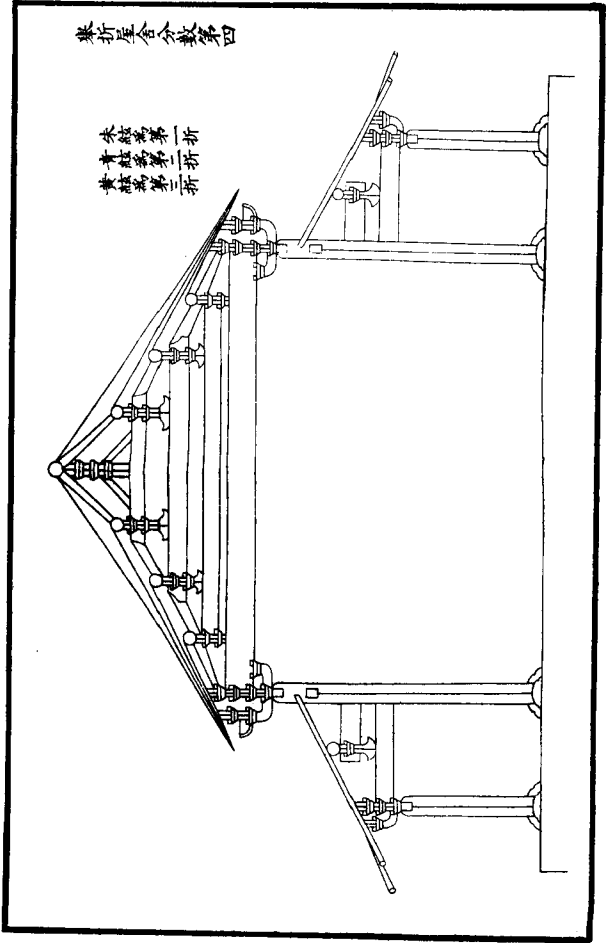
五鋪作重棋出
上昂並計心

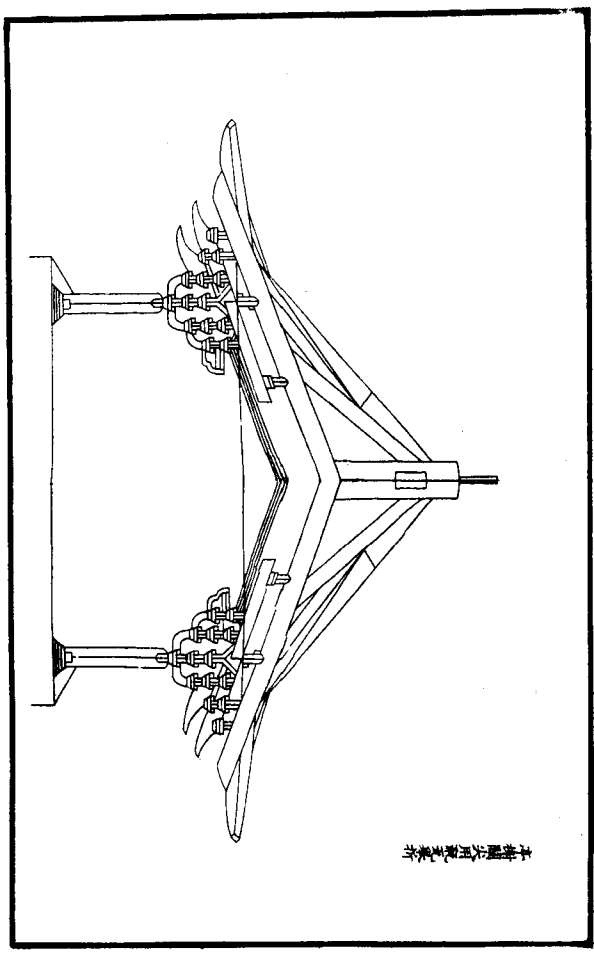


六鋪作重棋出上昂偷
心跳內當中施騎料拱









木構屋架之構造

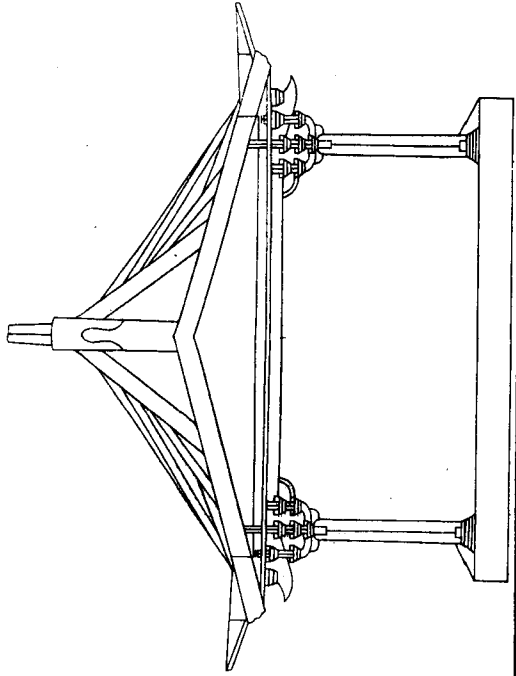
營造法式

六

卷三十

四十七

其圖面與此圖同

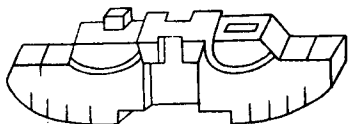


絞割鋪作栱昂料等所用卯口第五

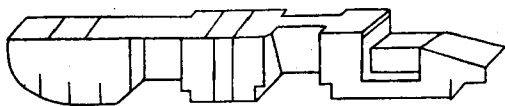
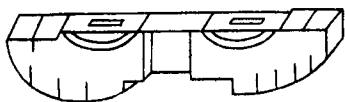
以五種作名件卯口為法其
六種作以上並隨加長

華拱第一號外作華頭子如第三
號以上隨加長

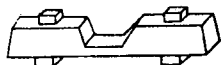
華拱
足材

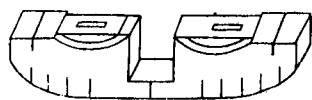


華拱
單材

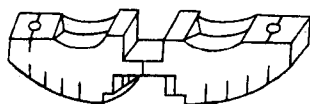


闌梁





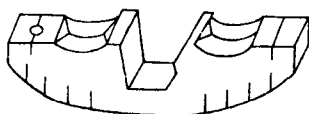
泥道拱
上施
開梁



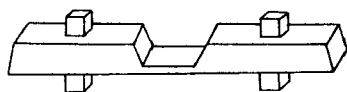
瓜子拱
外用



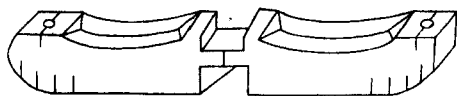
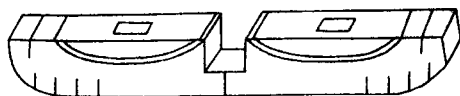
瓜子拱
裏施



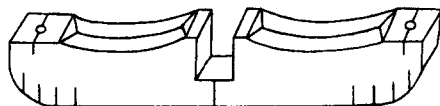
瓜子拱
做椽



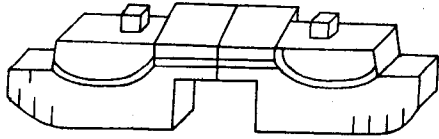
慢棋
梁內用上



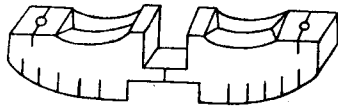
慢棋
外建用



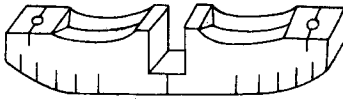
慢棋
裏用



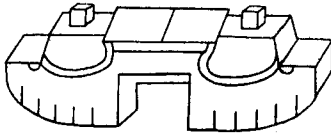
慢棋足材
用



令棋外
用



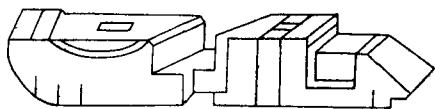
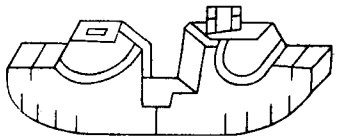

令棋裏
用



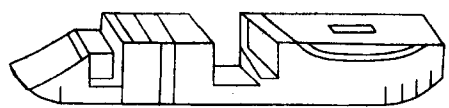
令棋足材
用

五十三

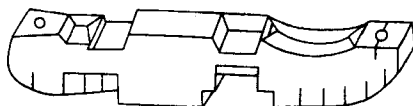
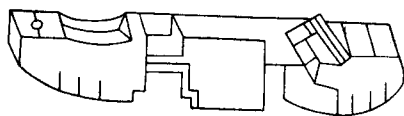
華棋與泥道棋相列外脫



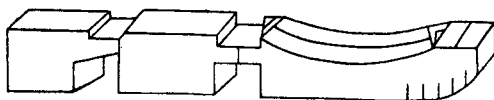
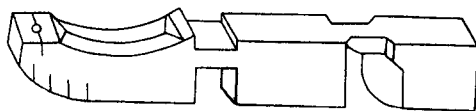
慢棋與華頭子相列
外脫不作
以上圖亦其



瓜子棋與小棋頭相列外用

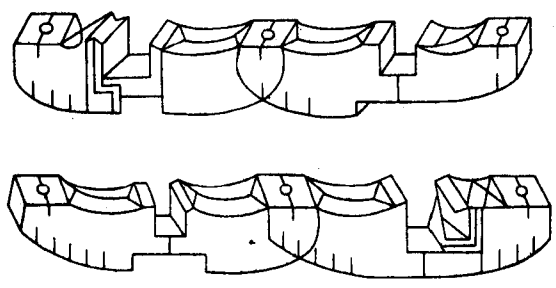


慢棋與切几頭相列外用

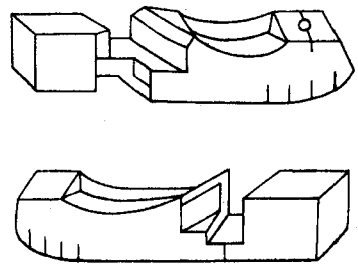


五十五

瓜子拱與令拱相列
外龍常考字與七六
補作以上並用瓜子拱

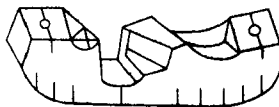
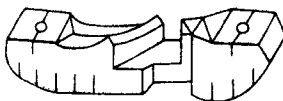
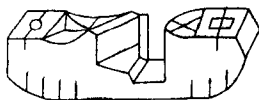


慢棋與切几頭相列
用

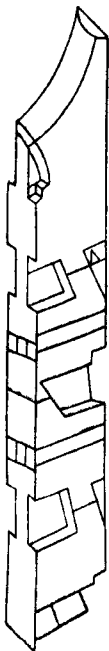


瓜子拱與小拱頭相列裏說

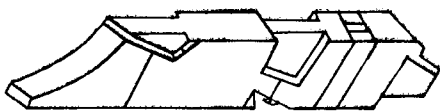
令拱與小拱頭相列裏說



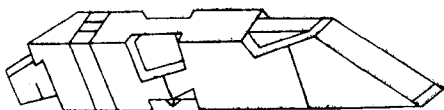
柱頭或補間鋪作內第二跳下昂第三跳以上隨跳知長



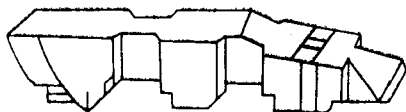
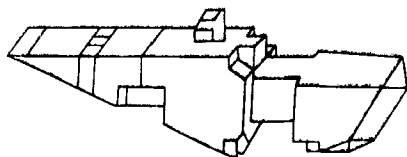
合類下昂
第內用六鋪作
 以上隨跳加大



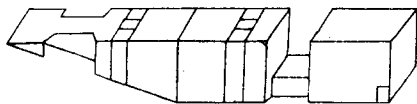
雙頭外跳昂
上昂



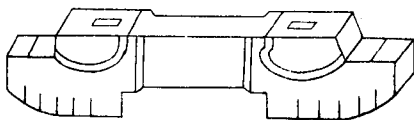
雙頭裏跳上昂七鋪作
以上隨跳加大



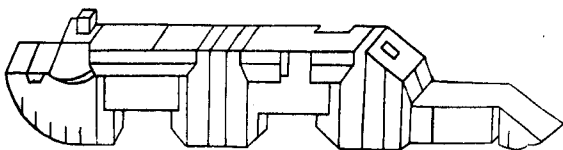
視方頭



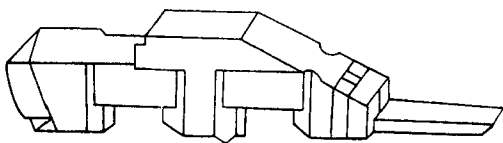
華拱
角內第一跳用



華拱
角內第二跳用
以上隨跳加長

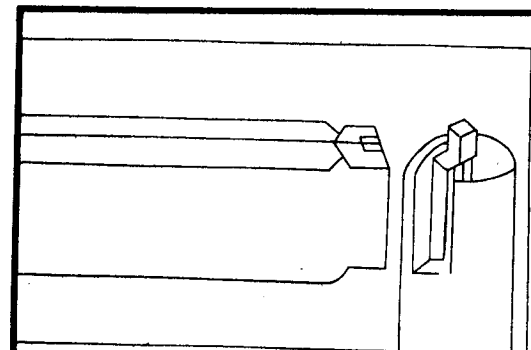


耍頭
角內用七鋪作
以上隨跳加長

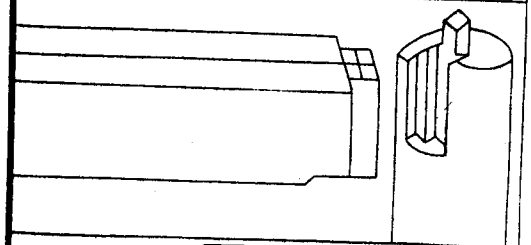


梁額等卯口第六

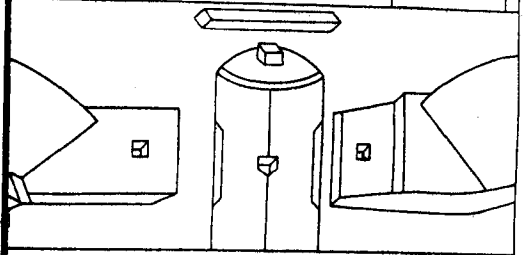
梁柱額口



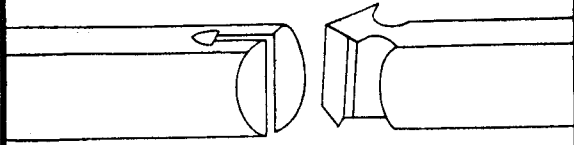
梁柱榫卯



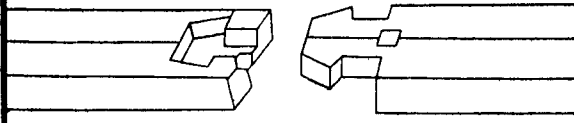
梁柱對卯
梁柱榫卯



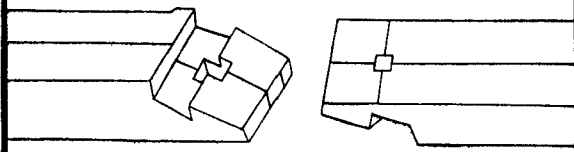
棒間縫
頭口



普拍方間縫
頭口



普拍方間縫
棒字



營造法式

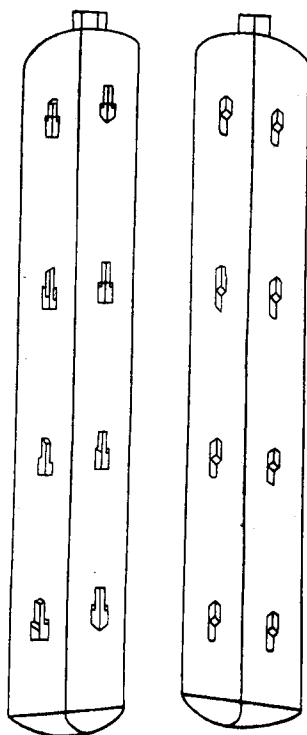
六

卷三十

六十一

合柱鼓卯第七

兩段合

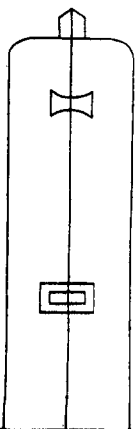
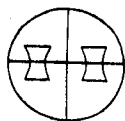


暗鼓卯

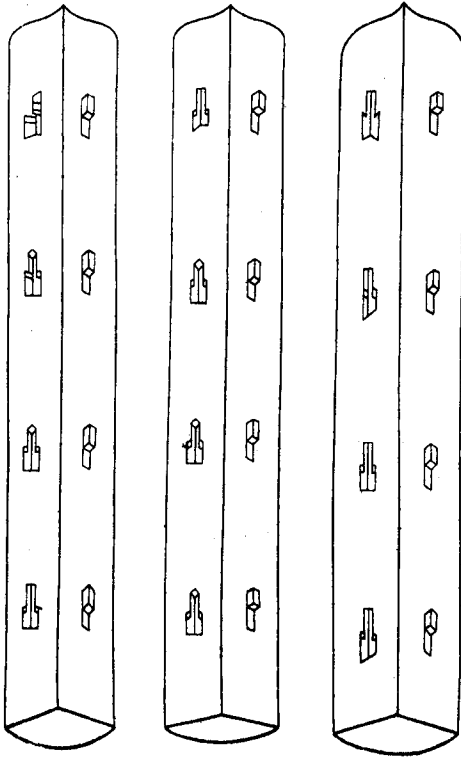
正樣

蓋鞠明鞠
鼓卯

橫榫

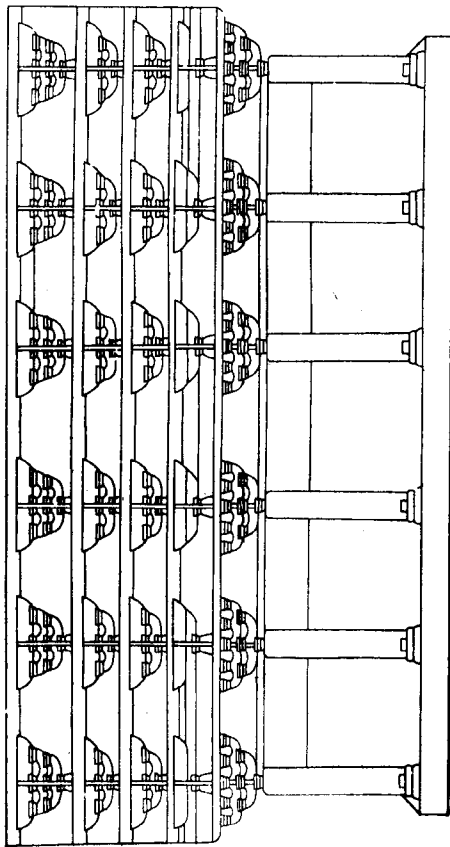


三級合口反



栱榑間第八

栱



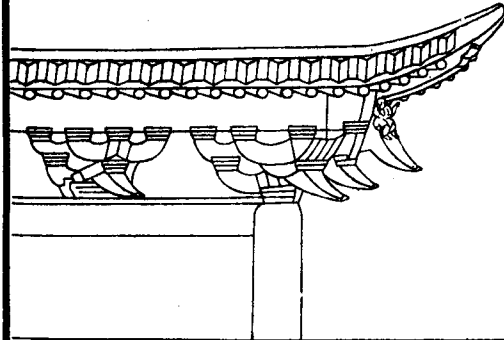
榑

栱

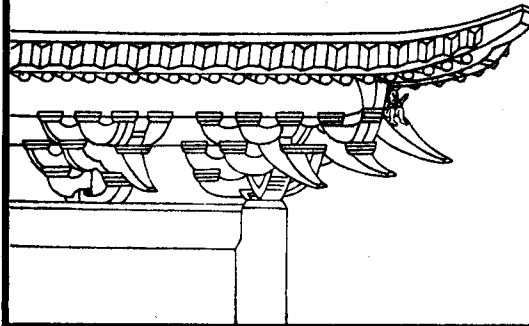
栱

鋪作轉角正樣第九

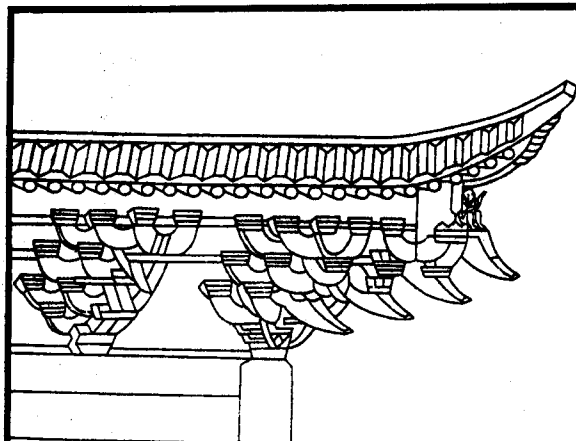
殿閣斗栱等轉角正樣四
鋪作壁內重拱插下昂



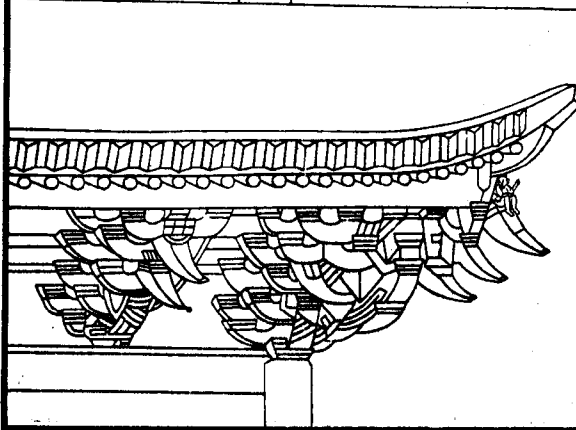
殿閣斗栱等轉角正樣五鋪作
重拱出單抄單下昂連跳計心



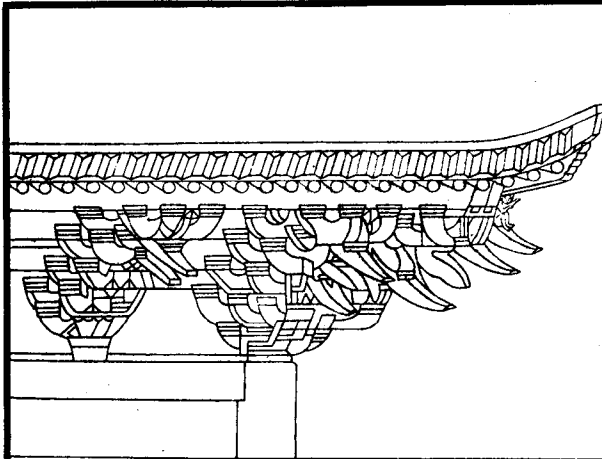
殿閣平榑等轉角正樣六鋪作
重拱出單抄兩下昂逐跳計心



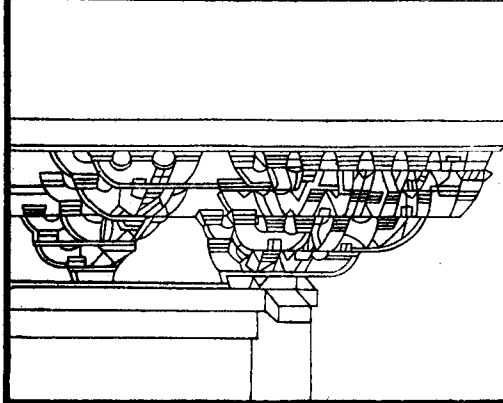
殿閣平榑等轉角正樣七鋪作
重拱出單抄兩下昂逐跳計心



殿閣平榑等轉角正樣八鋪作
重栱出雙抄三下昂逐跳計心



樓閣平坐轉角正樣六鋪作
作重栱出卷頭並計心




營造法式

六


卷三十

六十七

樓閣平坐轉角正樣七鋪
作重栱出卷頭並計心




樓閣平坐轉角正樣七鋪作重栱
出上昂偷心跳內當心施躡斗拱




營造法式卷第三十

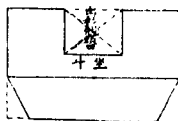
角科十八斗以平身
 科尺寸相同惟是方
 加斜以斗口一十應
 加斜四分一厘升腰
 四份共八分應加斜
 三分二厘八毫定之
 應方二寸五分三厘
 餘仿此



槽升子以斗口一十加
 二升腰定長每升腰二
 分應寬僅二十四分
 高一寸




平身十八斗以
 斗口一十加四
 升腰定長
 一十八分高寬
 同槽升子

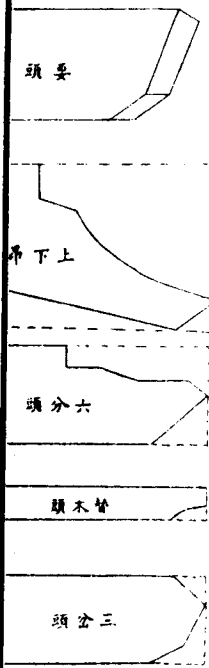


坐斗
 取見

柱頭實柱下石
 已進未進皆謂之坐斗
 今稱柱頂石以柱徑二份
 定厚三份定方如柱徑一尺二寸應厚二
 尺四寸方三尺六寸




要頭上下昂六分頭以出彩料棧架定頭見○替木頭以柱內卯樁定之如卯寬三寸○卯即柱中之頭力由應厚寸元
 分頭以以口二份定高六寸兩頭用釘向上釘之○三岔頭木者用於種頭枋以枋至角柱上頂卯樁十字通頭枋
 同枋身大小相同者頭大三岔頭枋身以柱樁定之如柱徑八寸即寬八寸每尺收三寸定厚五寸五分○小者由柱
 卯向字由向外空之樣見用此頂之小三岔頭餘仿此




額枋并柱樣

額枋以斗口六份定高如斗三十應高一尺八寸以每尺減三十定厚
 應厚一尺二十六分○卯榫以每枋一尺十分之三定厚應厚五寸四
 分高同枋身尺寸餘仿此



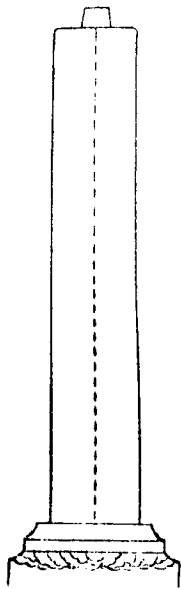
梭柱結以上下消隱之謂也直柱即今檐柱式○檐柱以斗口六份定圍徑如斗口三十
 即應徑一尺八寸以斗口六十分定高即高一丈八尺柱下承以斗口六份定圍徑如斗口三十

梭柱






直柱

今名
 樑柱



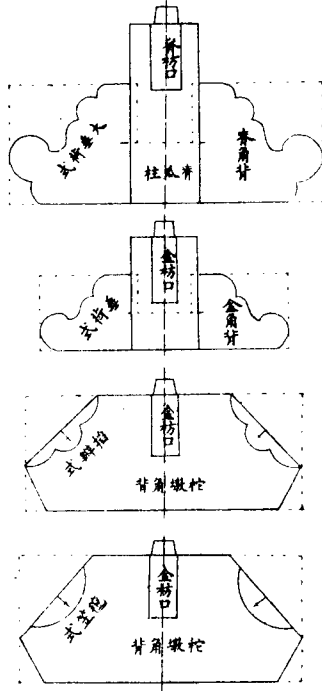
梓角梁以椽
 徑二份定厚
 如椽徑三十
 即厚六寸以
 三份定高即
 九寸外加斜
 加長之法如
 步架七尺以
 其加出檐六
 尺九寸加衝
 三椽徑九寸
 共長一丈四
 尺八寸即以
 此厚丈加斜
 長四尺一寸
 即定長二丈
 零八寸六分
 八厘外加榫
 頭



一椽徑定厚即厚二寸五分榫頭斜一半分七份凸凹圓式為之博榫內定標
 中立正之線法以博榫寬定標中斜線如五舉每尺斜五寸六舉每尺斜六寸料博
 榫立起時標中上下即正博頭線其標即今齊頭博榫同檐頭博榫榫仿此

大角梁高厚同梓角梁定長應選減一粗飛標頭斜長三尺二寸四分三厘再
 一選減二斜椽徑八寸四分六厘共斜長一丈六尺七寸七分九厘外加榫厚
 檐頭博榫以步架出檐加舉說定長如步架五尺出檐三尺六寸外加頭當

一槽徑
 二寸五
 分共通
 長八尺
 八寸五
 分算加
 舉長以
 每尺加
 長二寸
 統長一
 丈零六
 寸二分
 以七椽
 徑定寬
 應寬一
 尺七寸
 五分以

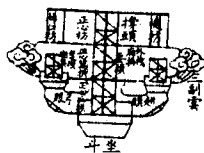


挖墩角背以舉架定高如舉高二尺則去上平水五寸下挖背三十五分應定高一尺一寸五分以一步架定長如步架二尺五分即定長二尺五分以挖厚一尺每尺收三寸定厚即厚七寸○瓜柱角背除長同挖墩角背以瓜柱二份定高如瓜柱高一尺六寸五分應高一尺一寸以瓜柱徑九寸以徑三分之一定厚即厚三寸餘仿此

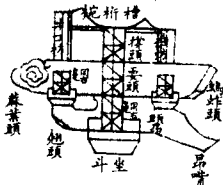
下昂上昂出跳分數第三

下昂側樣
昔云藏影
今云藏影

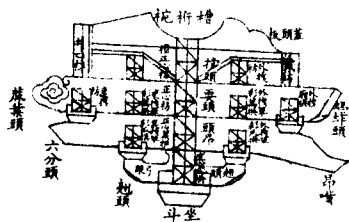
正名品字單
翹斗科出影
一拽架俗名
品字三彩斗
科



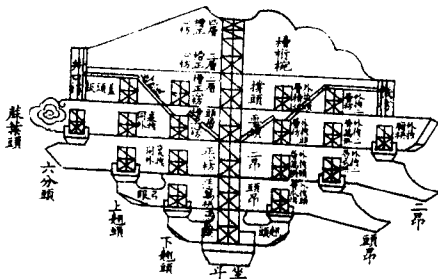
正名單昂斗
科出影一拽
架俗名三彩
斗科



正名單翹單昂斗科出影
二拽架俗名五彩斗科



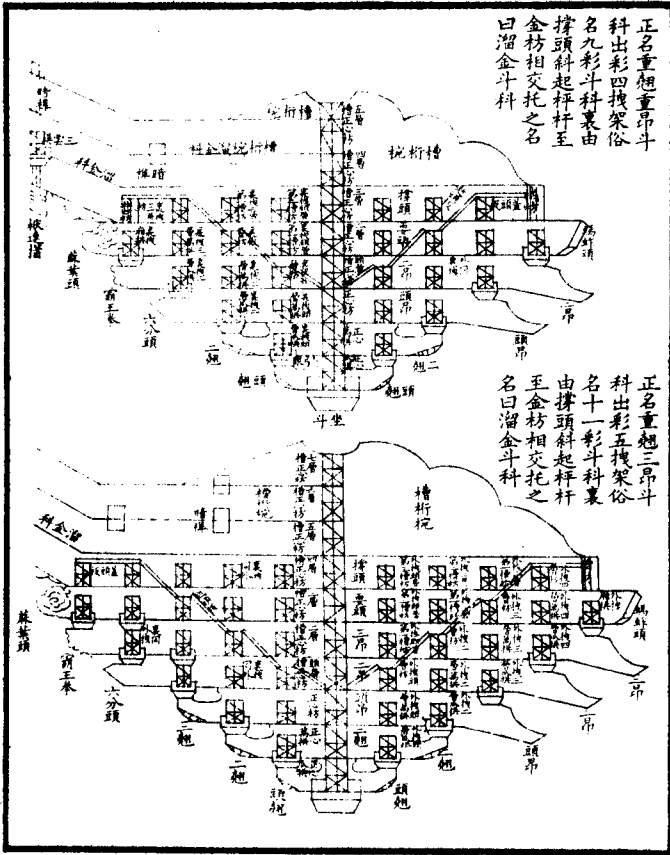
正名單翹重昂斗科出影
三拽架俗名七彩斗科



斗科側面長料昔云出跳今云出影左列各升斗以每撥側面繪之連件標註名稱所有瓜拱為拱扇拱及出影昂翹拽架各件之規矩詳見前二篇

正名重翹重昂斗
科出彩四拽架俗
名九彩斗科裏由
撐頭斜起秤杆至
金枋相交托之名
曰溜金斗科

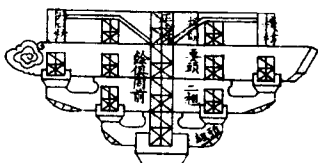
正名重翹三昂斗
科出彩五拽架俗
名十一彩斗科裏
由撐頭斜起秤杆
至金枋相交托之
名曰溜金斗科



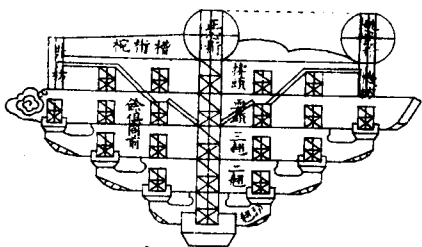
上昂側樣

品字科側面式

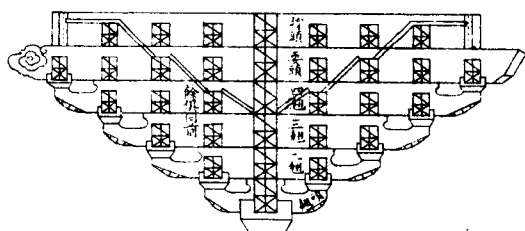
品字科之規矩尺寸詳前品字之取義以所有出彩科皆不出昂尖皆以起頭出彩兩頭皆無昂者其形有類倒置品字是以謂之品字科此科用柱落如北京正陽門樓大木為三層椽一挂落是也如千段閣內部或亦用之餘仿此



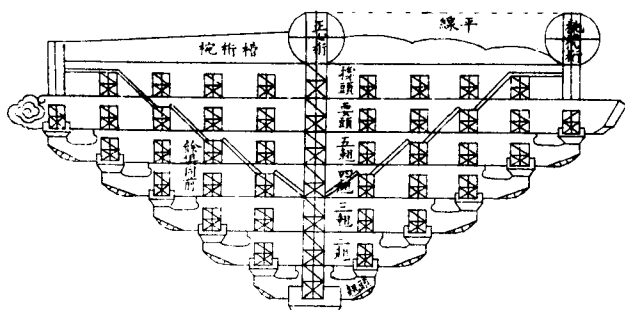
品字科題二彩五



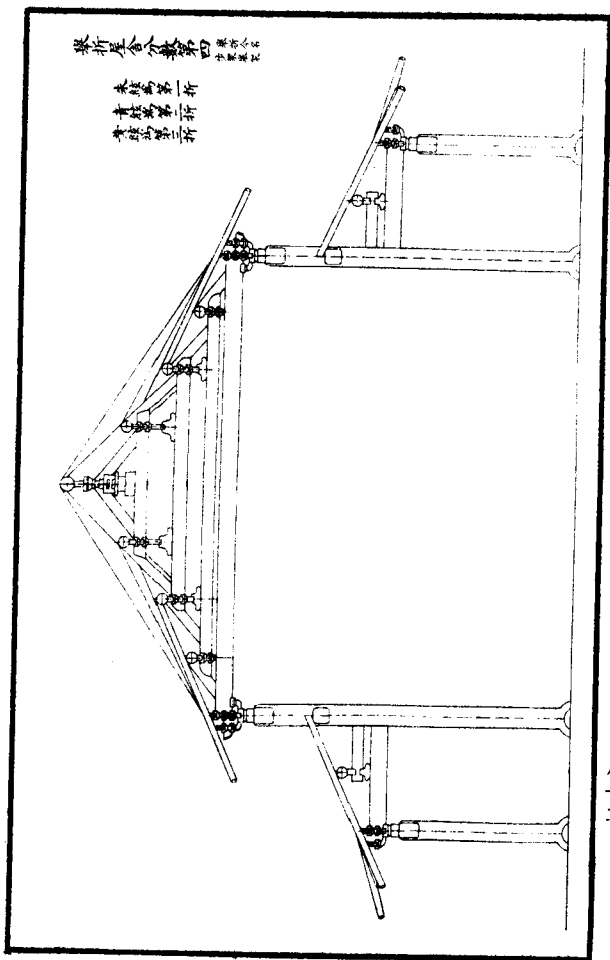
品字科題三彩七



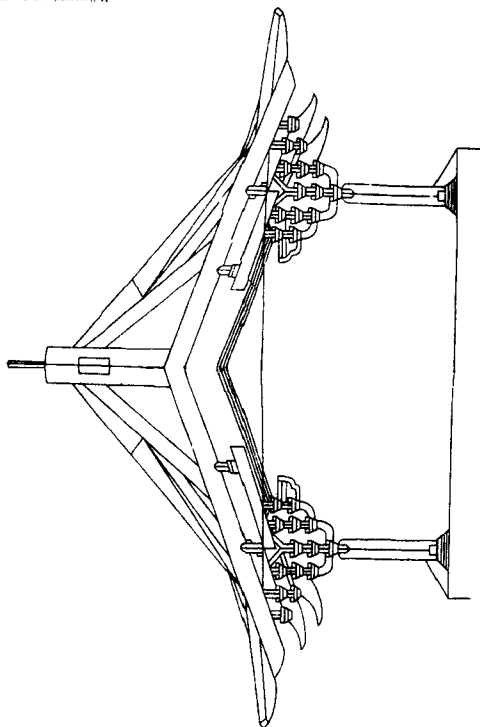
九彩四題品字科科

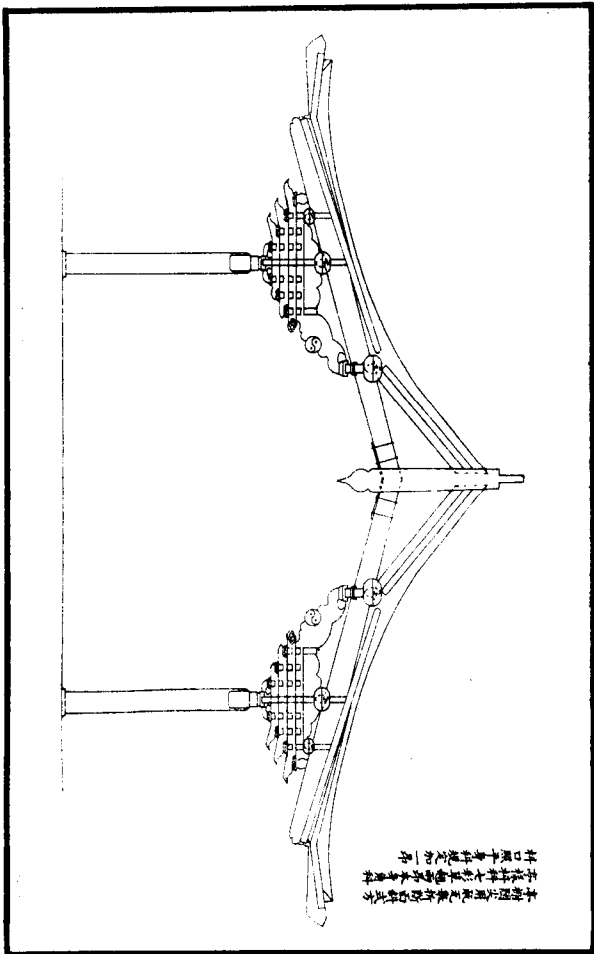


十彩五題品字科科



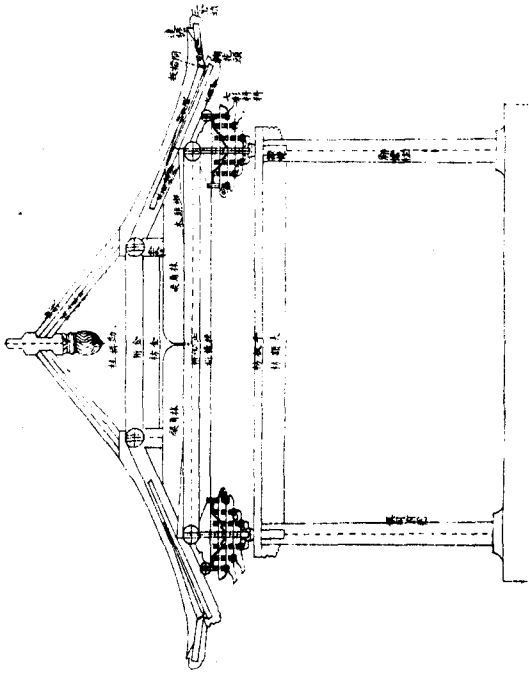
木構殿尖用龍瓦架

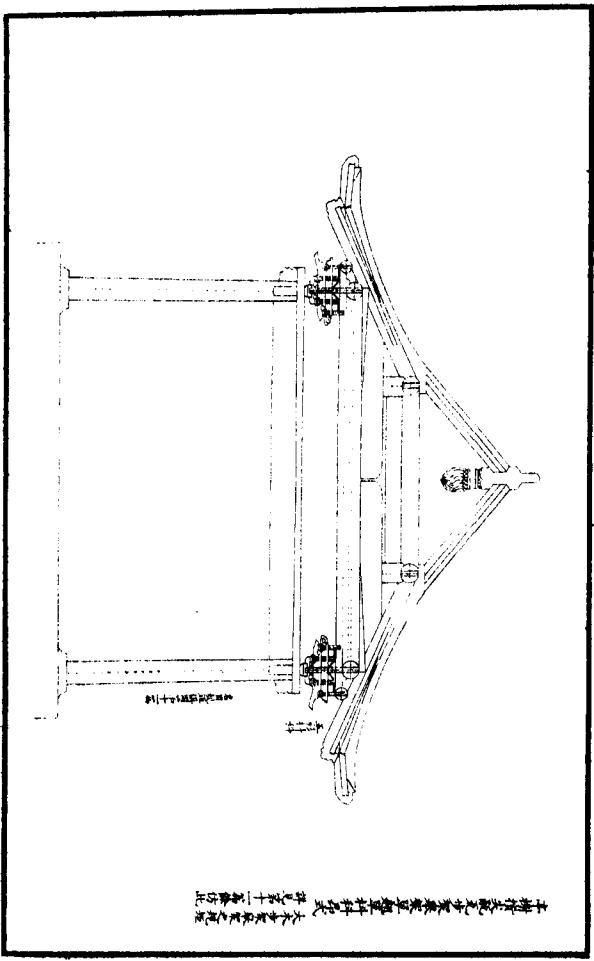




本圖所繪之屋架，係以木料
 製成，其結構之精，實非
 筆墨所能形容也。

本大凡字少區某處標識之字皆理大有誤者
 疑之起也其用引大角是也其用標識之
 字亦不一按定原書以折區如三層以標識之
 其詳見

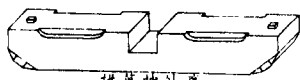




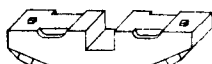
木架屋頂之構造圖
第一十號
第二十一號

絞割鋪作拱昂料等所用卯口第五

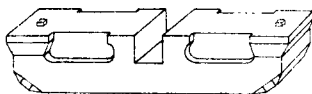
正身科規矩尺寸詳見前篇所有正身科由三彩五彩七彩應需各分件均繪圖如後至
 九彩十一彩每加二彩須加一拽架定出彩之長規矩詳見前篇餘仿此



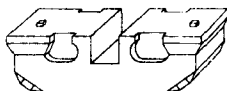
拱萬拽外瓦



拱瓜拽外瓦

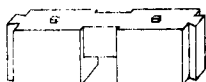


拱萬心正科身正

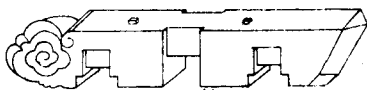


拱瓜心正科身正

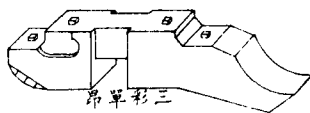
正身科出彩料所用科口各分件



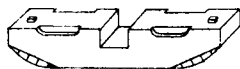
三彩撐頭



三彩耍頭

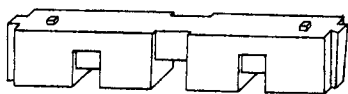


三彩單吊

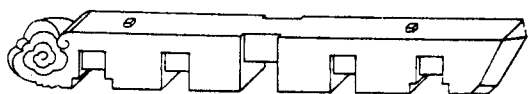


表裏拽廂拱

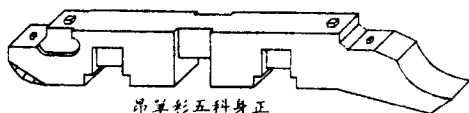
正身科出彩料所用料口各分件



頭撐彩五科身正



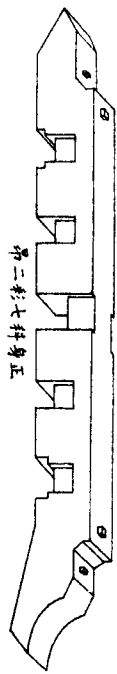
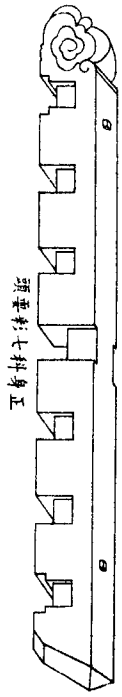
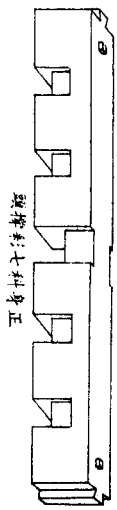
頭耍彩五科身正



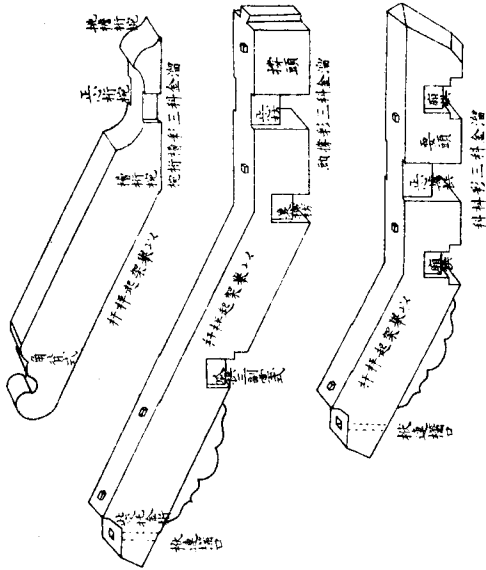
吊竿彩五科身正



頭翹彩五科身正

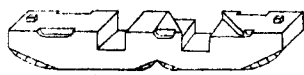


溜金科規矩以柱內裏後尾起桿杆以托定金桁為止以舉架定之樣見前其餘以
 柱外面如三彩者同三彩科科五彩者同五彩科科餘仿此

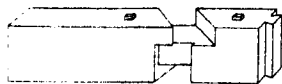


角科分件正面側面互交之式

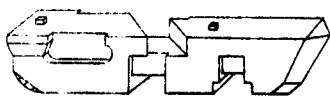
正面側面名目相同換越由三彩五彩至七彩應當各件科口均繪圖如後惟九彩十一彩每加二彩須加一攪架一併計算加長定之餘仿此



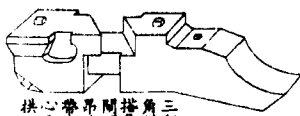
拱扇背八科角彩三



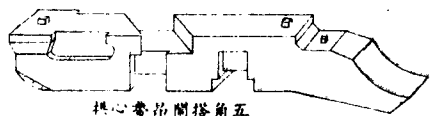
心帶頭開搭角三
枋正後撐角科彩



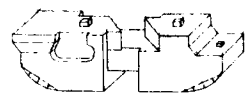
拱心帶頭開搭角三
枋正後安角科彩



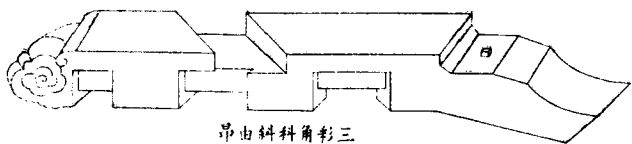
拱心帶昂頭開搭角三
瓜正後頭角科彩



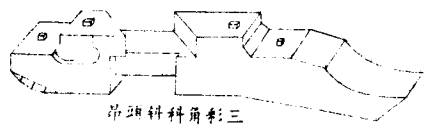
拱心帶昂間搭角五
萬正後單角斜彩



拱心帶紐間搭角五
瓜正後單角斜彩

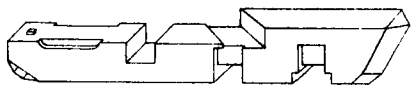


昂由斜斜角彩三

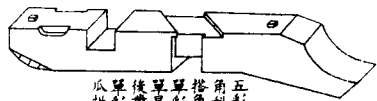


昂頭斜斜角彩三

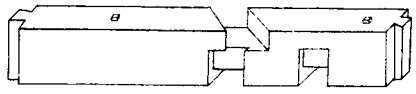
角科分件



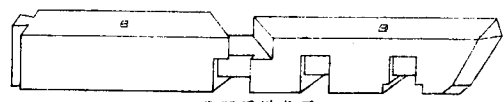
單後要單搭角五
拱彩帶頭彩昂科彩



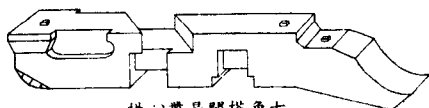
瓜單後單單搭角五
拱彩帶昂彩昂科彩



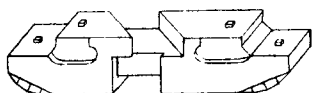
枋正帶頭單搭角五
心槽後帶昂科彩



心帶頭單搭角五
枋正後要昂科彩



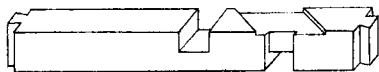
拱心帶昂闊搭角七
萬正後頭角科彩



頭起斜科角彩五

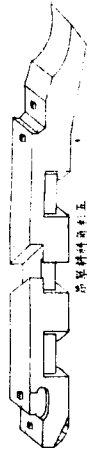
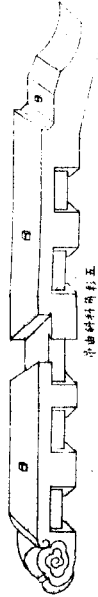


拱廂背八科角彩五



枋外後棟單搭角五
機帶頭彩角科彩


佛身像



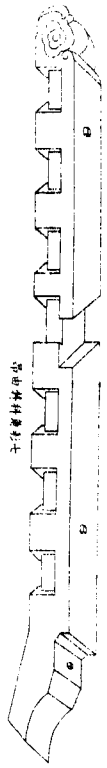
一 二 三 四 五 六 七 八 九 十 十一 十二 十三 十四 十五 十六 十七 十八 十九 二十

平字字號

第一種材料圖形七



第二種材料圖形七



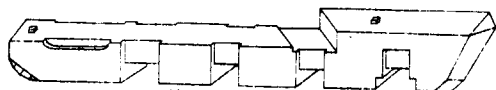
第三種材料圖形七



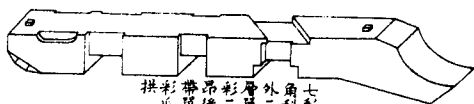
第四種材料圖形七



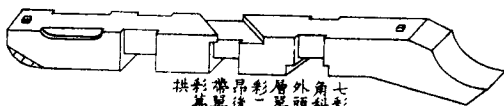
角科分件



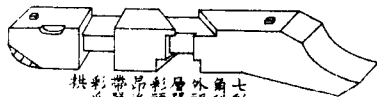
拱彩帶頭彩層外角七
萬單後單二科彩



拱彩帶昂彩層外角七
瓜單後二單二科彩



拱彩帶昂彩層外角七
萬單後二單頭科彩



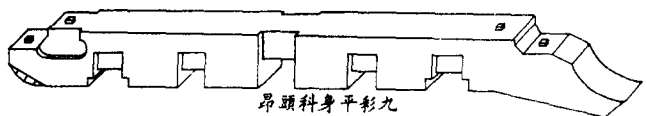
拱彩帶昂彩層外角七
瓜單後頭單頭科彩



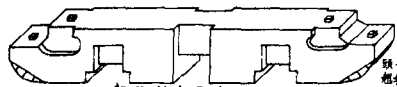
七角外層彩頭帶携
彩二科單椽外枋



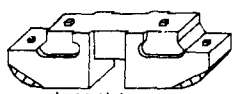
七角科八背廂拱



九彩身科昂頭



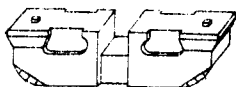
九彩身科二起



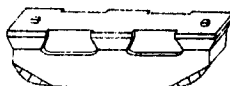
九彩身科頭起

料規矩三彩者一携架五彩者二携架七彩者三携架九
 彩者四携架十一彩者五携架此以柱外枋算柱內枋每加
 二彩者即上下枋台彩二彩須加一携架此科各彩分件
 列表由三彩起至七彩所有平身科角科應有各件互相通
 用全行齊備惟九彩者僅繪此三件形式列表以證明相同
 各彩如加彩惟須次第加携架此九彩頭起同五彩單起同
 一携架互相通用之法餘仿此
 一携架互相通用之法餘仿此
 一携架互相通用之法餘仿此

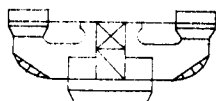
料料分件尺寸規矩一詳見第 所有平身科角科柱檁科各坐科十八料
槽升子升耳等件規矩俱同前餘仿此



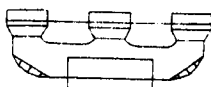
耳升點子升二葉蘇料分



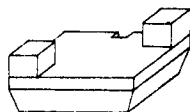
耳升點子拱升三料一件分



科料升二葉蘇



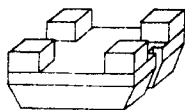
科料升三料一



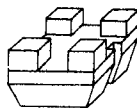
科坐科角彩各



科坐科檁柱升三料一



科坐科檁柱彩各



科坐科身平彩各

坐科十八科槽升子升耳及溜金科椽連權寶瓶等各分件式寶瓶者
用於角科由昂上以頂托角梁之立木也



耳科正各升身



耳升科角彩各



耳斗十各升八彩



升卷各子槽彩



子升槽彩各



溜金科權椽



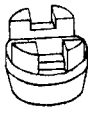
瓶寶科角彩各



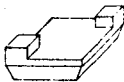
子槽角各升科彩



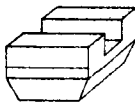
科八十彩各



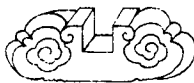
科坐科權圓



科八十科角彩各

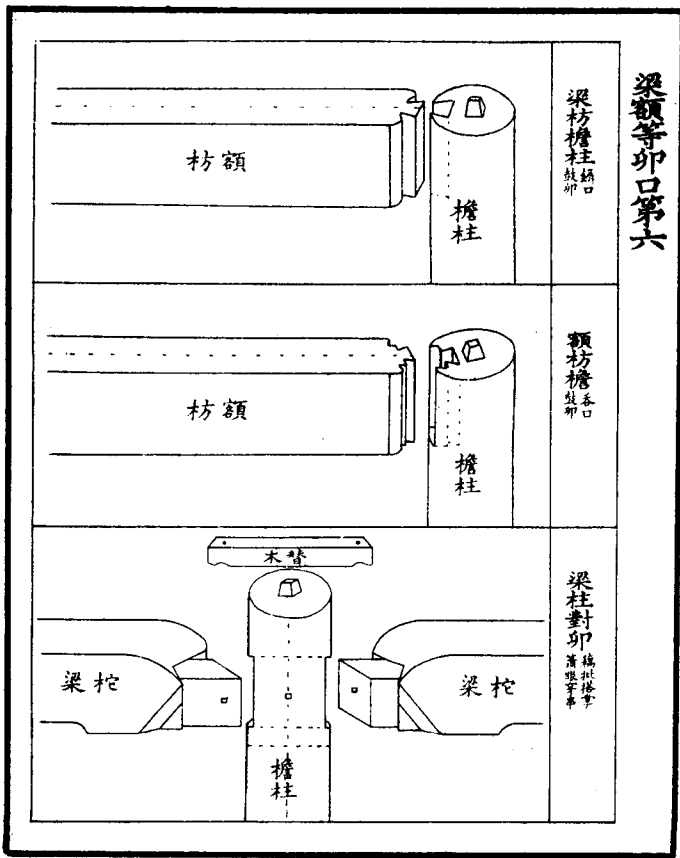


科坐科身平升三村一



頭雲簷簷升二葉蘇竹分

梁額等卯口第六



	<p>桁條間縫頭口</p>
	<p>平板枋間縫頭口</p>
	<p>平板枋間縫接釘頭</p>

合柱鼓卯第七

兩段合如柱木身有不敷用者則
以前段合法為一柱餘傍此

榫暗 暗鼓卯




柱底正式




木環錠




柱



合兩段為一柱



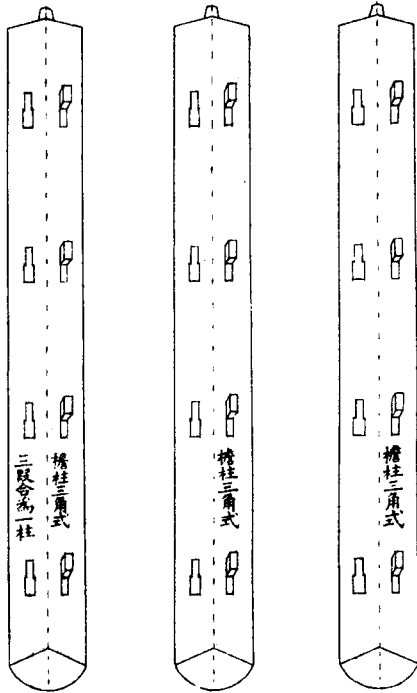
橫柱半面

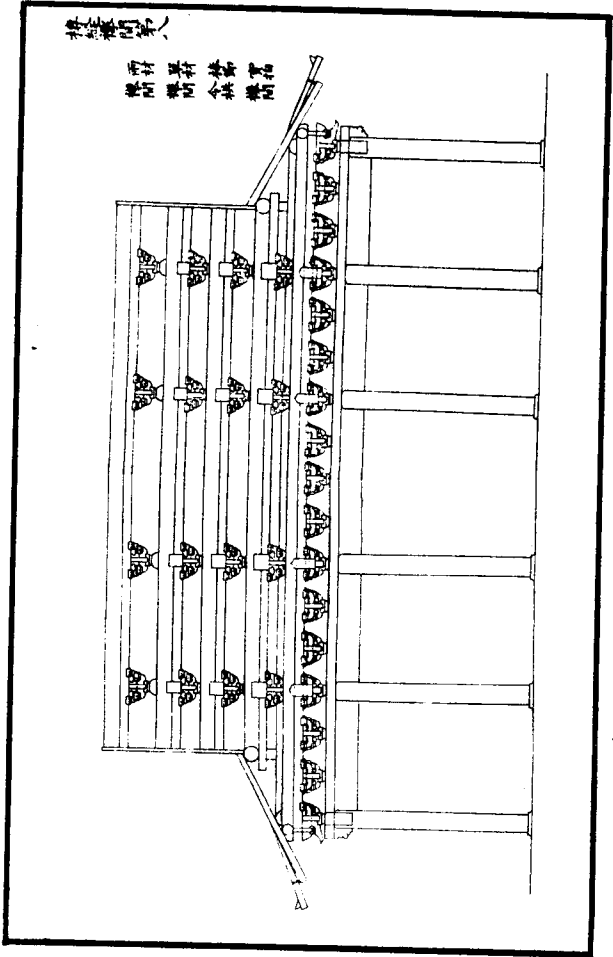


橫柱半面

一
二
三
四
五
六
七
八
九
十
十一
十二
十三
十四
十五
十六
十七
十八
十九
二十

三段合組

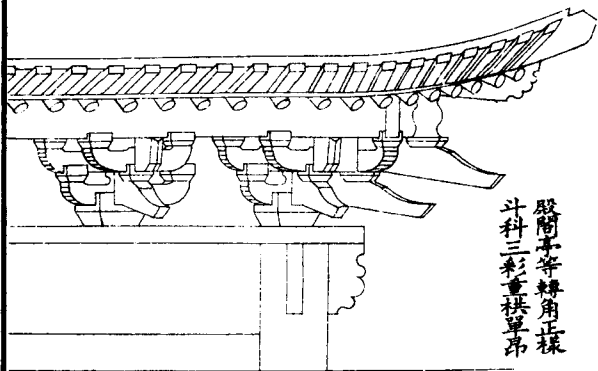




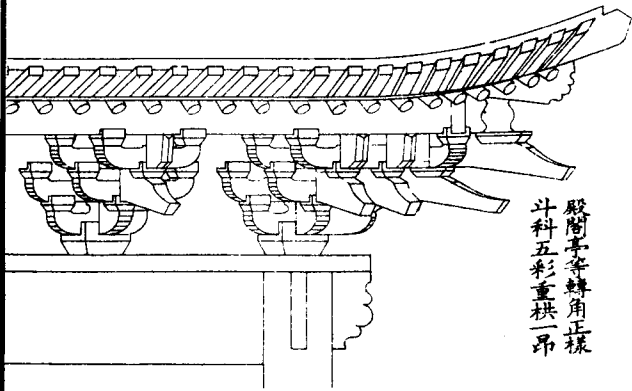
一
二
三
四
五
六
七
八
九
十
十一
十二
十三
十四
十五
十六
十七
十八
十九
二十

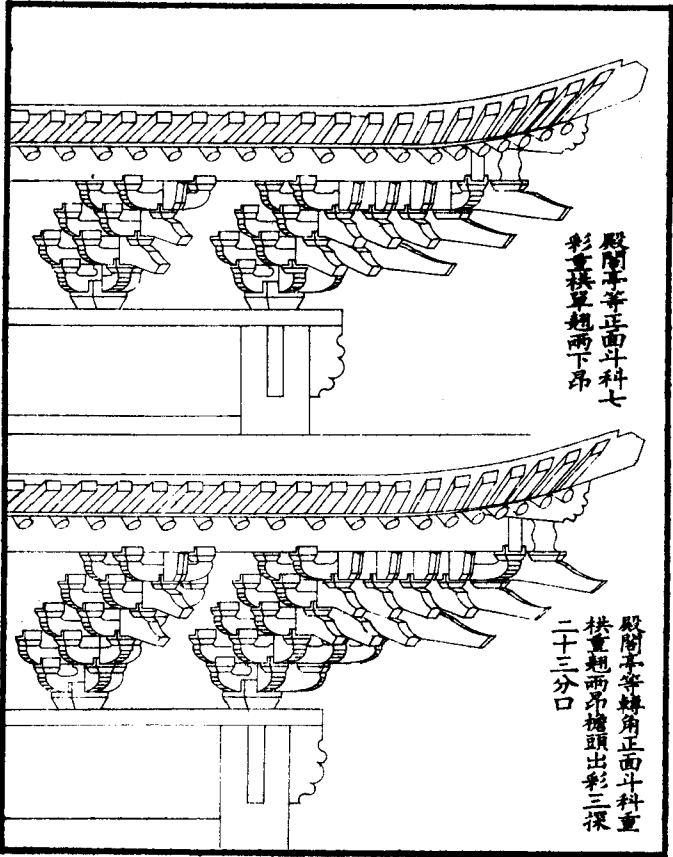
鋪作轉角正樣第九

殿閣平等轉角正樣
斗科三彩重栱單昂



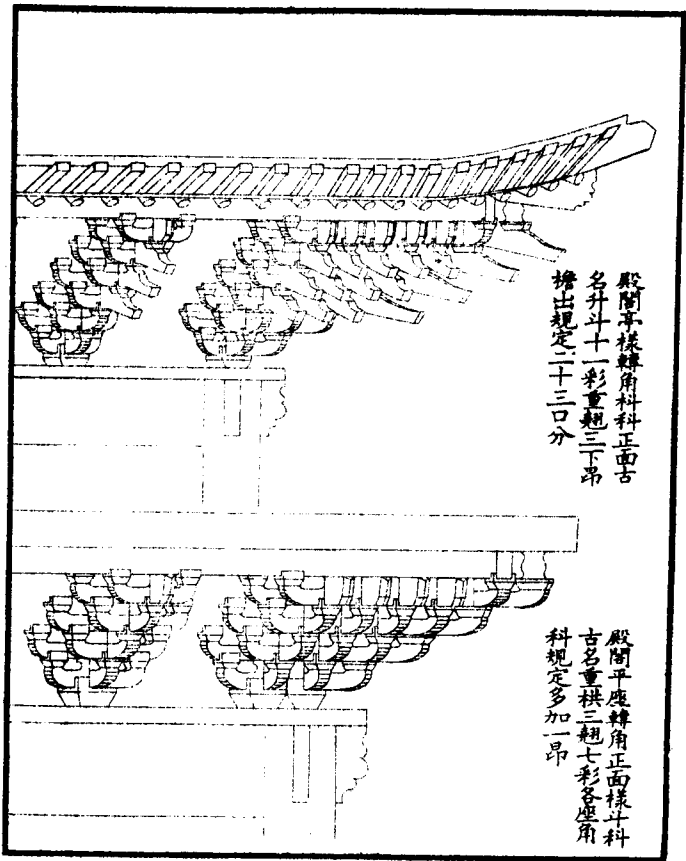
殿閣平等轉角正樣
斗科五彩重栱一昂





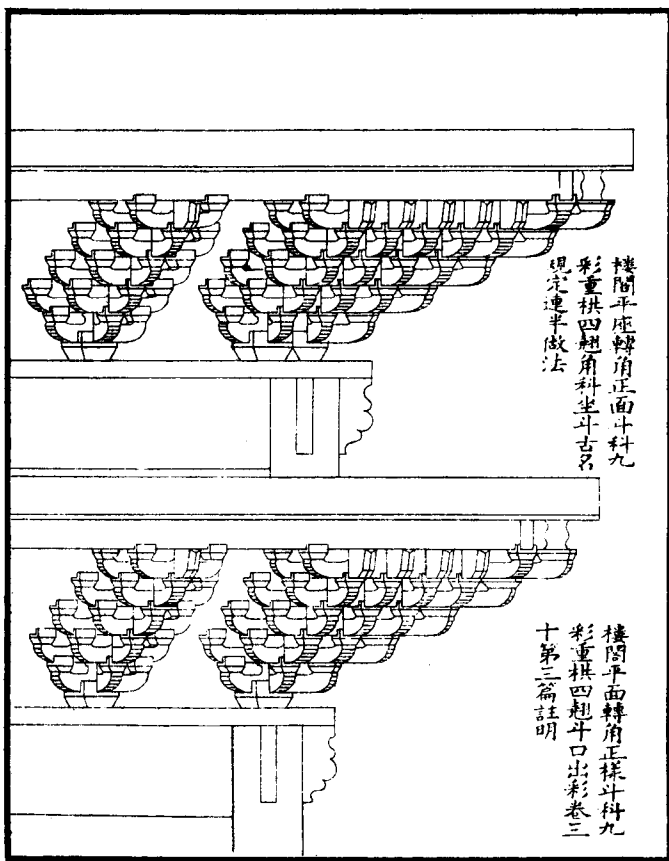
殿閣平等正面对斗科七
彩重栱單起兩下昂

殿閣平等轉角正面对斗科重
栱重起兩昂檐頭出彩三探
二十三分口



殿閣平座轉角科正面吉
 名升斗十一彩重翹三下昂
 檐出規定二三口分

殿閣平座轉角正面樣斗科
 吉名重棋三翹七彩各座角
 科規定多加一昂



樓閣平座轉角正面斗科九
彩重棋四翅角科坐斗古呂
規定連半做法

樓閣平面轉角正樣斗科九
彩重棋四翅斗口出彩卷三
十第三篇註明

營造法式卷第三十附