

# From Funix to Phonics Foundations For the Future



By: Max Mitchell & Friends

# For Teachers

This is a totally FREE (partially copyrighted) learning aid. This book was designed as part of a first year curriculum for Kindergarten or First Grade students studying English as a Foreign Language. It employs the “Crawl, Walk, Run” methodology of instruction. Just print out the worksheets for the kids, and go over them on the white-board.

In teaching this book, please teach the phonetic sounds of the letters of the alphabet before teaching the names of the letters. This way, when the children are writing, they are thinking of the sounds that the letters make, and not the names. In this way, they are teaching themselves to read. Writing reinforces the language pattern.

I suggest writing the material on the board, and having the class repeat after you letter by letter, then all at once. Top half of the page first. They may need to repeat more than once. Then, draw the dotted line bottom portion, and write in what you want your class to write on the worksheets. After they finish writing, have them read what they wrote to you individually to check pronunciation. Then, let them color the pictures as a motivational reward. This also keeps them busy while you move on to check the next child’s work.

With the very young children, you should review what you have learned of the alphabet every day so that they will not forget. Just put it on the board and go over it at the beginning of every class, forwards and backwards. When you cover the entire alphabet. Let them recite the sounds of the letters to you forwards, then backwards, then mix up all the letters in a different pattern every day for a few months to make sure they really know all of the corresponding sounds. Repetition reinforces rote (long-term) memory.

When teaching the reviews, and/or reading flow drills, the kids will probably be saying the sounds of the individual letters at first. They can read, but slow and choppy. Let them say the individual sounds first. Then have them repeat after you. You say the word or words in super slow motion, accentuating every letter. It may take some time, but they will catch on and get faster.

Different classes will learn at different paces. Teachers should decide how much material to cover for each class. Some classes will need to spend more time on one worksheet than others. Some classes may need to spend up to one week on one worksheet, especially at the beginning. Other classes will be able to cover multiple worksheets in one lesson. This is a free learning aid to be used in conjunction with other books as you see fit. It is in power-point, so you can even add to it, and make up your own worksheets. Also, please feel free to make copies of this electronic workbook and distribute them to anyone interested in teaching or learning English.

There is also an appendix at the end of the book for a little more guidance.

Be patient, be kind, be fun, be as entertaining as possible, and be sure to ask for help if you need it.

Good luck,  
Max Teacher

# Chapter 1 "Crawl"



Aa


Bb

Cc

name \_\_\_\_\_



c a b  
**cab**  
 b a c  
 bac  
 cab bac  
 cabbac  
 bac cab  
 baccab



\_\_\_\_\_

- - - - -

\_\_\_\_\_

- - - - -

\_\_\_\_\_

\_\_\_\_\_

- - - - -

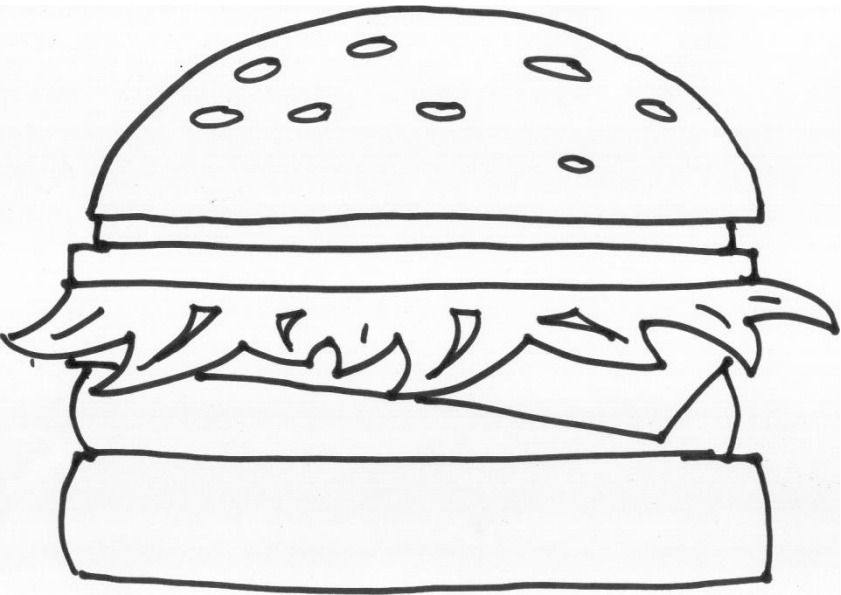
\_\_\_\_\_

- - - - -

\_\_\_\_\_

Dd Ee Ff

name \_\_\_\_\_



d e f  
def  
f e d  
**fed**  
def fed  
deffed  
fed def  
feddef



\_\_\_\_\_

-----

\_\_\_\_\_

-----

\_\_\_\_\_

\_\_\_\_\_

-----

\_\_\_\_\_

-----

\_\_\_\_\_

Gg Hh Ii

name \_\_\_\_\_



g i h  
gih  
h i g  
hig  
gih hig  
gihhig  
hig gih  
higgih

igh=I

High

\_\_\_\_\_

- - - - -

\_\_\_\_\_

\_\_\_\_\_

- - - - -

\_\_\_\_\_

- - - - -

\_\_\_\_\_




\_\_\_\_\_

- - - - -

\_\_\_\_\_

- - - - -

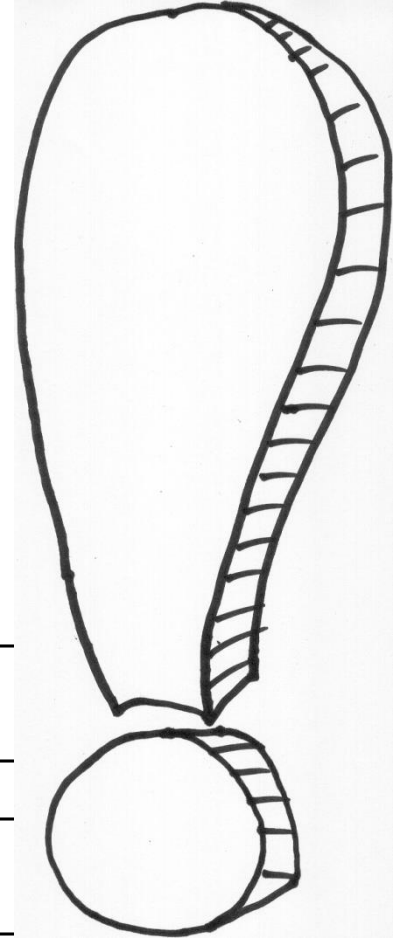
\_\_\_\_\_



Hh Ii Jj

name \_\_\_\_\_

h i j  
hij  
j i h  
jih  
hij jih  
hijjih  
jih hij  
jihhij



\_\_\_\_\_

-----

\_\_\_\_\_

-----

\_\_\_\_\_

-----

\_\_\_\_\_

-----

\_\_\_\_\_

name \_\_\_\_\_

# Aa Bb Cc Dd Ee Ff Gg Hh Ii Jj

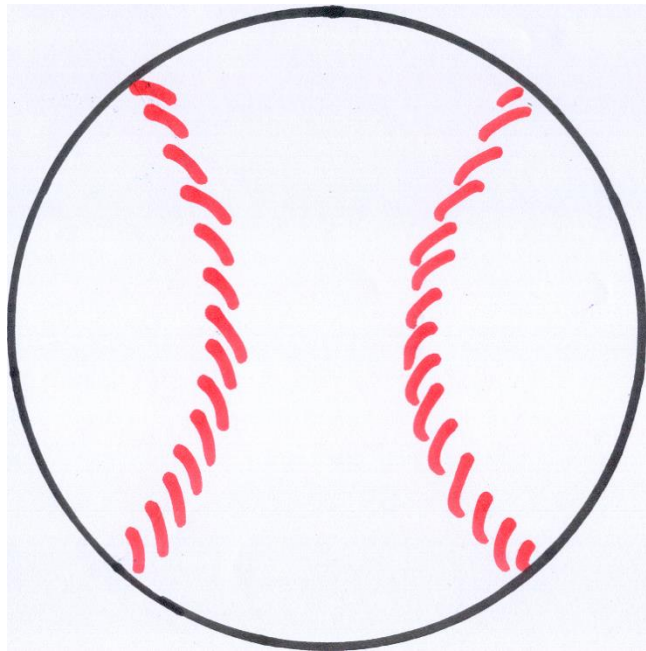


cabfed  
gihjih  
badbedjab  
gabjedhid  
high



Handwriting practice lines consisting of five sets of horizontal lines. Each set includes a solid top line, a dashed middle line, and a solid bottom line.





Kk

Ll

name \_\_\_\_\_

k a l  
kal  
l a k  
lak  
kal lak  
kallak  
lak kal  
lakkal



\_\_\_\_\_

-----

\_\_\_\_\_

-----

\_\_\_\_\_

-----

-----

-----

-----



Mm Nn

m e n

men

n e m

nem

men nem

mennem

nem men

nemmen

name \_\_\_\_\_



\_\_\_\_\_

\_\_\_\_\_

\_\_\_\_\_

\_\_\_\_\_

\_\_\_\_\_

\_\_\_\_\_

\_\_\_\_\_

\_\_\_\_\_

name \_\_\_\_\_

Aa Bb Cc Dd Ee Ff Gg Hh Ii Jj Kk Ll Mm Nn



cabfed  
hadgij  
menkalfellfill  
menhadbidjimnag  
jamdidbadbedhidjeff

high



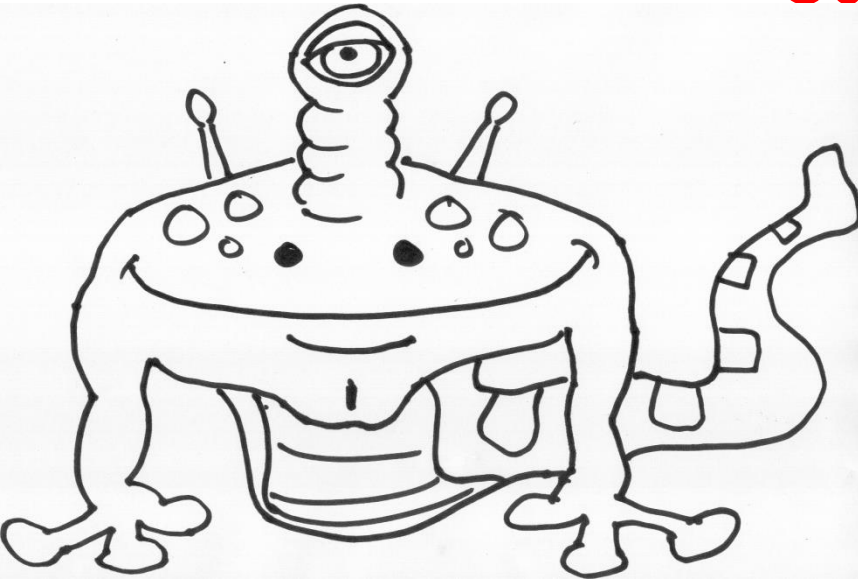
Handwriting practice lines consisting of five sets of three horizontal lines (top, middle dashed, bottom).

name \_\_\_\_\_

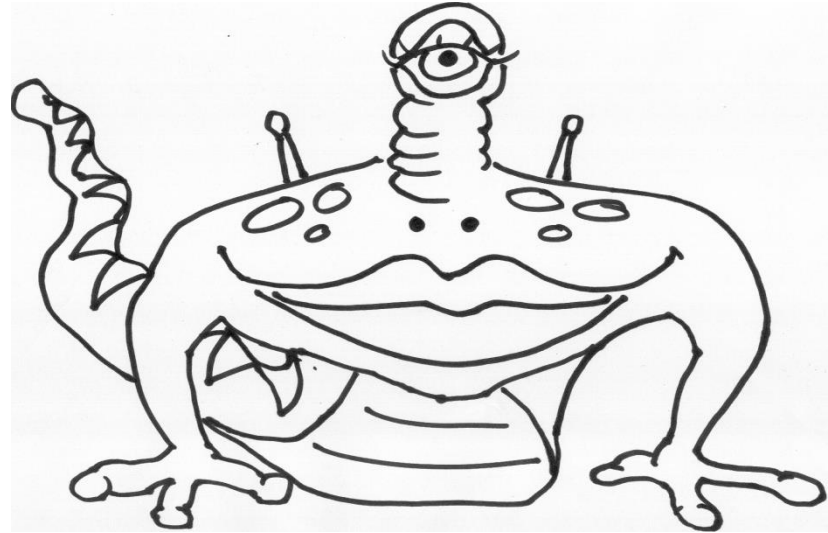
Oo

Pp

Qq



p o q  
poq  
q o p  
qop  
poq qop  
poqqop  
qop poq  
qoppoq



\_\_\_\_\_

-----

\_\_\_\_\_

-----

\_\_\_\_\_

\_\_\_\_\_

-----

\_\_\_\_\_


-----

\_\_\_\_\_

name \_\_\_\_\_


Aa Bb Cc Dd Ee Ff Gg Hh Ii Jj Kk Ll Mm Nn Oo Pp Qq

Man, go pick a plan.  
I can hand him a pen.  
He had a big bad dog.  
Mom and Dad can fill a pan.  
Jack did good and fell on land.




Handwriting practice lines consisting of six sets of three horizontal lines (top, middle dashed, bottom) for writing practice.

name \_\_\_\_\_



Rr Ss

r i s  
ris  
s i r  
sir  
ris sir  
rissir  
sir ris  
sirris



\_\_\_\_\_

\_\_\_\_\_

\_\_\_\_\_

\_\_\_\_\_

\_\_\_\_\_

\_\_\_\_\_

\_\_\_\_\_

\_\_\_\_\_

name \_\_\_\_\_

Aa Bb Cc Dd Ee Ff Gg Hh Ii Jj Kk Ll Mm Nn Oo Pp Qq Rr Ss

Jack had a plan.  
He is a good man.  
Pass me a red ball.  
He did a good job.  
It is a big bird so high.



Handwriting practice lines consisting of five sets of three horizontal lines (top, middle dashed, bottom) for writing practice.



Tt

Uu

Vv

name \_\_\_\_\_

t u v  
t u v  
v u t  
v u t  
t u v v u t  
t u v v u t  
v u t t u v  
v u t t u v



\_\_\_\_\_

-----

\_\_\_\_\_

-----

\_\_\_\_\_

\_\_\_\_\_

-----

\_\_\_\_\_

-----

\_\_\_\_\_



name \_\_\_\_\_

Aa Bb Cc Dd Ee Ff Gg Hh Ii Jj Kk Ll Mm Nn Oo Pp Qq Rr Ss Tt Uu Vv

Did she ask us to stop?  
I took the dog to the vet.  
Just put it over the bed.  
Let her ask him.  
He has a rustic vest.



---

---

---

---

---

---

---

---

---

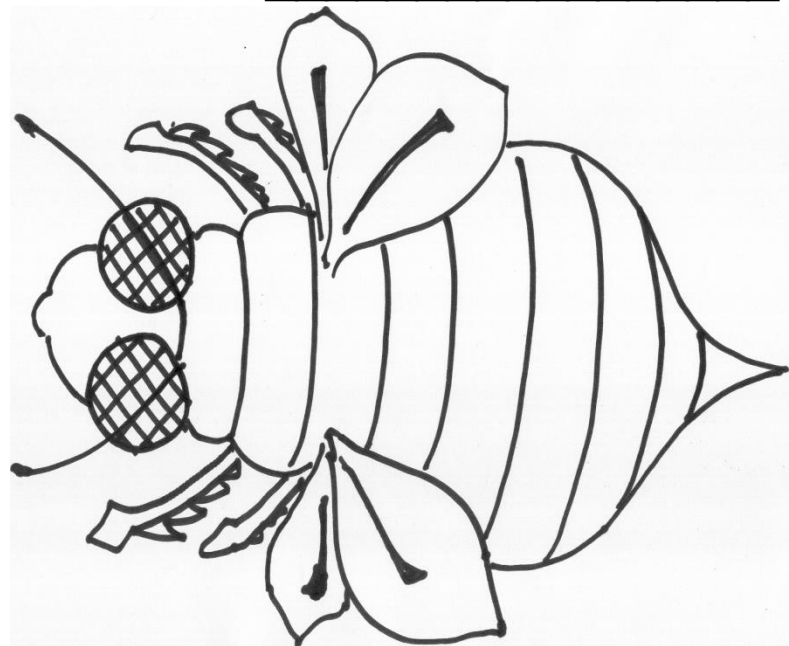
---



Ww Xx

name \_\_\_\_\_

w a x  
wax  
x a w  
xaw  
wax xaw  
waxxaw  
xaw wax  
xawwax



\_\_\_\_\_

-----

\_\_\_\_\_

-----

\_\_\_\_\_

\_\_\_\_\_

-----

\_\_\_\_\_


-----

\_\_\_\_\_


name \_\_\_\_\_

Aa Bb Cc Dd Ee Ff Gg Hh Ii Jj Kk Ll Mm Nn Oo Pp Qq Rr Ss Tt Uu Vv Ww Xx

Will we ever get a new car?  
You can call him Max.  
Where did you get an ax?  
Just listen to me.  
A bird sits high in a tree.




Handwriting practice lines consisting of five sets of three horizontal lines (top, middle dashed, bottom) for writing practice.



**Yy Zz**

y e z  
yez  
z y  
zy  
yez zy  
yezzy  
zy yez  
zyyez

name \_\_\_\_\_



\_\_\_\_\_

- - - - -

\_\_\_\_\_

- - - - -

\_\_\_\_\_

\_\_\_\_\_

- - - - -

\_\_\_\_\_

- - - - -

\_\_\_\_\_

## On Board Review

Aa Bb Cc Dd Ee Ff Gg  
Hh Ii Jj Kk Ll Mm Nn  
Oo Pp Qq Rr Ss Tt Uu  
Vv Ww Xx Yy Zz

## On Board Review

Tt Bb Ee Kk Nn Uu  
Vv Pp Aa Ff Jj Oo Zz  
Ww Qq Gg Cc Ii Mm  
Ss Yy Rr Hh Dd Ll Xx








# REVIEW AND FLOW DRILL

name \_\_\_\_\_

Aa Bb Cc Dd Ee Ff Gg Hh Ii Jj Kk Ll Mm Nn Oo Pp Qq Rr Ss Tt Uu Vv Ww Xx Yy Zz

Yes I can do it now.  
How are you doing?  
I am very well.  
We will go to the zoo.  
I can pet a duck at the zoo.



Handwriting practice lines consisting of five sets of three horizontal lines (top solid, middle dashed, bottom solid).

# REVIEW AND FLOW DRILL

name \_\_\_\_\_

He is not a bad man.  
I can stand up and walk.  
She has a red dress and hat.  
It is hot under the summer sun.  
Will you get me a warm cup of milk?




Handwriting practice lines consisting of six sets of three horizontal lines (top, middle dashed, bottom) for tracing and writing.

# REVIEW AND FLOW DRILL

name \_\_\_\_\_

I can sit down and listen.  
She is a snappy dresser.  
Yes we will go to the market.  
Who will be at school all month?  
Why did he go to town?




Handwriting practice lines consisting of six sets of three horizontal lines (top, middle dashed, bottom) for writing.

# REVIEW AND FLOW DRILL

name \_\_\_\_\_

She is very fit.  
He is very fast.  
We will be at work a lot.  
I can run, jump, and swim.  
Will you help me get my bag?



Handwriting practice lines consisting of six sets of three horizontal lines (top, middle dashed, bottom) for writing practice.

# REVIEW AND FLOW DRILL

name \_\_\_\_\_

He is smart.

She is smart too.

When will you be back?

How long will you be at school?

What do you carry in your book bag?



Handwriting practice lines consisting of six sets of three horizontal lines (top, middle dashed, bottom).

# REVIEW AND FLOW DRILL

name \_\_\_\_\_

She has a big dog.  
He has a grandfather clock.  
We will be back in class on Monday.  
I can spell every word very well.  
They are all fun to talk with.



Handwriting practice lines consisting of six sets of horizontal lines. Each set includes a solid top line, a dashed middle line, and a solid bottom line.

# Chapter 2 "Walk"





Long vowel and Silent vowel

Name \_\_\_\_\_

a Sam  
e pet  
i kit  
o ton  
u cub


same  
Pete  
kite  
tone  
cube

A  
E  
I  
O  
U



Handwriting practice lines consisting of five sets of three horizontal lines (top, middle dashed, bottom) for writing practice.






# Long vowel and Silent vowel

Name \_\_\_\_\_

a can  
e her  
i pin  
o cod  
u dud

cane  
here  
pine  
code  
dude

A  
E  
I  
O  
U




Handwriting practice lines consisting of six sets of three horizontal lines (top, middle, bottom) for writing practice.

**Long** vowel and **Silent** vowel  
Review

Name \_\_\_\_\_

Tell her to come here.  
Sam has the same pet as Pete.  
The cub likes the sugar cube.  
We can make the man a walking cane.  
State your name and why you came.



\_\_\_\_\_

-----

\_\_\_\_\_

-----

\_\_\_\_\_

-----

\_\_\_\_\_

-----

\_\_\_\_\_

-----




# Long vowel and Silent vowel

Name \_\_\_\_\_

a man  
e set  
i lid  
o sop  
u dull

main  
seat  
lied  
soap  
duel

A  
E  
I  
O  
U



Handwriting practice lines consisting of five sets of three horizontal lines (top, middle dashed, bottom) for writing practice.




# Long vowel and Silent vowel

Name \_\_\_\_\_

a pan  
e met  
i did  
o Todd  
u full

pain A  
meat E  
died I  
toad O  
fuel U




Handwriting practice lines consisting of five sets of three horizontal lines (top, middle dashed, bottom) for writing practice.

# Long vowel and Silent vowel Review

Name \_\_\_\_\_

He is the main man at work.  
Set the table and take a seat.  
Grab a mop and sop up the soap.  
Todd got a toad at the pet store.  
The gas truck is full of fuel.



\_\_\_\_\_

- - - - -

\_\_\_\_\_

- - - - -

\_\_\_\_\_

- - - - -

\_\_\_\_\_

- - - - -


\_\_\_\_\_

- - - - -

\_\_\_\_\_

- - - - -

# Double Vowel Sounds



Name \_\_\_\_\_


**E** see  
**E** seem  
**E** seek  
**E** week  
**E** meek

soon  
noon  
moon  
pool  
stool

**U**  
**U**  
**U**  
**U**  
**U**



Handwriting practice lines consisting of six sets of three horizontal lines (top, middle dashed, bottom) for writing practice.



# igh=I

Name \_\_\_\_\_

igh      I  
High     I  
Sigh     I

fit	fight	I
sit	sight	I
mitt	might	I
lit	light	I
rit	right	I

\_\_\_\_\_

- - - - -

\_\_\_\_\_

- - - - -

\_\_\_\_\_

\_\_\_\_\_

- - - - -

\_\_\_\_\_

- - - - -

\_\_\_\_\_

- - - - -

\_\_\_\_\_

- - - - -

\_\_\_\_\_


- - - - -

\_\_\_\_\_

# Review

Name \_\_\_\_\_

Very soon it will be high noon.  
The light is so bright it hurts my sight.  
That is a cool balloon it looks like the moon.  
I see the green tree over the hill by the creek.  
We see stars at night shining bright as the moon.



\_\_\_\_\_

\_\_\_\_\_

\_\_\_\_\_

\_\_\_\_\_

\_\_\_\_\_

\_\_\_\_\_


\_\_\_\_\_

\_\_\_\_\_



Oh my, **y** is **I**

Name \_\_\_\_\_



**my**     **I**  
**why**    **I**  
**sky**     **I**  
**shy**     **I**  
**by**      **I**



\_\_\_\_\_

\_\_\_\_\_

\_\_\_\_\_


\_\_\_\_\_

\_\_\_\_\_

\_\_\_\_\_

\_\_\_\_\_

\_\_\_\_\_



OH me, now **y** is **E**

Name \_\_\_\_\_

pup  
fun  
sun  
rain  
might

puppy **E**  
funny **E**  
sunny **E**  
rainy **E**  
mighty **E**



\_\_\_\_\_

\_\_\_\_\_

\_\_\_\_\_

\_\_\_\_\_

\_\_\_\_\_


\_\_\_\_\_

\_\_\_\_\_

\_\_\_\_\_

# Review

Name \_\_\_\_\_



Why is my puppy so skinny?  
Why is the funny puppy so shy?  
The weather is sunny, not rainy.  
My shy kitty is cuddly and cute.  
It is cloudy by the ocean today.

\_\_\_\_\_

- - - - -

\_\_\_\_\_

- - - - -

\_\_\_\_\_

- - - - -

\_\_\_\_\_


- - - - -

\_\_\_\_\_

- - - - -

\_\_\_\_\_

- - - - -



Now **I** is sometimes **E**

Name \_\_\_\_\_

Boil	O	E
Coil	O	E
Foil	O	E
Soil	O	E
Coin	O	E



\_\_\_\_\_

-----

\_\_\_\_\_

-----

\_\_\_\_\_

-----


\_\_\_\_\_

-----

\_\_\_\_\_

-----


# Sometimes **y** tries to behave like a vowel



Name \_\_\_\_\_

a    ma  
e    kept  
i    lit  
o    so  
u    bus

may    A    E  
key    E    E  
lye    I    E  
soy    O    E  
buy    u    I



\_\_\_\_\_

\_\_\_\_\_

\_\_\_\_\_

\_\_\_\_\_

\_\_\_\_\_

\_\_\_\_\_

\_\_\_\_\_

\_\_\_\_\_

# Review

Name \_\_\_\_\_

We may stay in the sun all day.  
Do not bury the coin in the soil.  
The snake may coil when angry.  
The key to winning is strategy.  
I like to fry food in soy bean oil.



Handwriting practice lines consisting of five sets of horizontal lines. Each set includes a solid top line, a dashed middle line, and a solid bottom line.





q and u go together

Name \_\_\_\_\_

- quarter
- queen
- quiet
- quote
- Quran



Handwriting practice lines consisting of five sets of three horizontal lines (top, middle dashed, bottom) for writing practice.



# Review

Name \_\_\_\_\_

What now brown cow, take a bow?  
I don't know why this rule is so.  
Look high and low, ask why and go.  
The queen was quoted quite often.  
You know, quite often you reap what you sew.



Handwriting practice lines consisting of six sets of horizontal lines. Each set includes a solid top line, a dashed middle line, and a solid bottom line, providing a guide for letter height and placement.





Oh gosh, just now **g** is **j**

Name \_\_\_\_\_

a wag  
e segment  
i gift  
o dog  
u hug

wage  
siege  
giant  
dodge  
huge


A  
E  
I  
O  
U



Handwriting practice lines consisting of five sets of three horizontal lines (top, middle dashed, bottom).

# Review

Name \_\_\_\_\_



The quest for peace ended in truce.  
The giant was bigger than big, he was huge.  
The Vice President wants to sign the truce.  
The sage says life is a book, so turn the page.  
That is a nice wage for Lucy Cage.

-----

-----

-----

-----

-----

-----



# Check out **ch**

Name \_\_\_\_\_

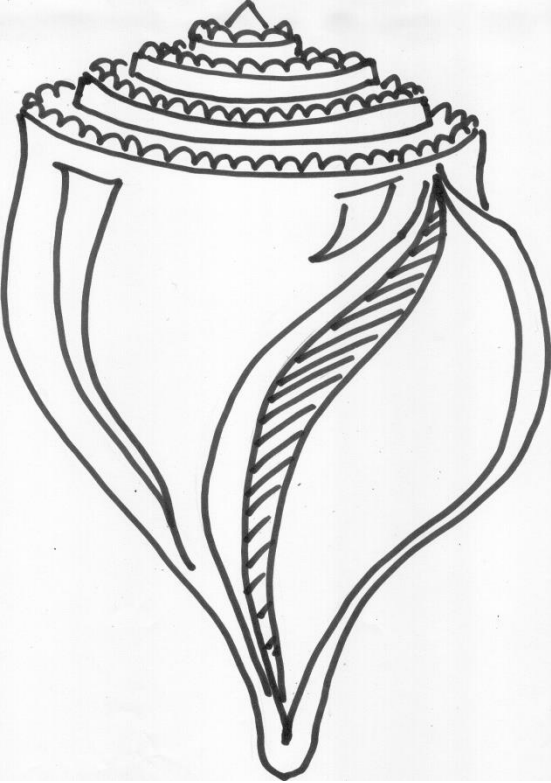
a had  
e neck  
i tick  
o hop  
u hum

**Ch**ad  
**ch**eck  
**ch**ick  
**ch**op  
**ch**um

a  
e  
i  
o  
u



Handwriting practice lines consisting of five sets of three horizontal lines (top, middle dashed, bottom) for writing practice.



# Shall we say **sh** ?

Name \_\_\_\_\_

a  
e  
i  
o  
u

Sal  
sell  
sip  
sop  
sun

**sh**all  
**sh**ell  
**sh**ip  
**sh**op  
**sh**un

a  
e  
i  
o  
u



Handwriting practice lines consisting of five sets of three horizontal lines (top, middle dashed, bottom) for writing practice.



Fun for all **Ph** a **F** we call

Name \_\_\_\_\_

fun  
face  
fantasy  
finished  
foot

phone  
phase  
phantom  
Phoenix  
photo



Handwriting practice lines consisting of six sets of three horizontal lines (top, middle dashed, bottom) for writing practice.





# This and That



Name \_\_\_\_\_

a	hat	that	a
E	tease	these	E
i	his	this	i
O	hose	those	O
u	bus	thus	u



\_\_\_\_\_

\_\_\_\_\_

\_\_\_\_\_

\_\_\_\_\_

\_\_\_\_\_

\_\_\_\_\_

\_\_\_\_\_

\_\_\_\_\_



This is different?

Name \_\_\_\_\_

- |      |       |
|------|-------|
| mat  | math  |
| set  | Seth  |
| wit  | with  |
| boat | both  |
| tuff | tooth |

$$\begin{array}{r} 2 \\ + 2 \\ \hline 4 \end{array}$$

\_\_\_\_\_

\_\_\_\_\_

\_\_\_\_\_

\_\_\_\_\_

\_\_\_\_\_


\_\_\_\_\_

\_\_\_\_\_

\_\_\_\_\_

# Review

Name \_\_\_\_\_

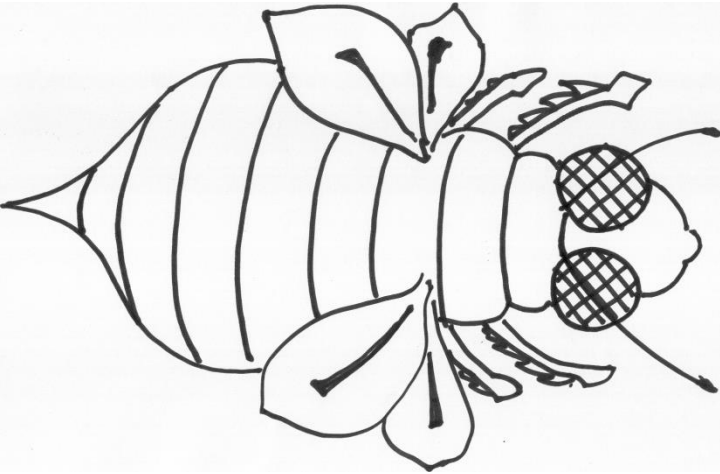


The math test was very easy.  
This and that are like these and those.  
Both Beth and Seth are good at math.  
The smelly man took a bath.  
The dentist can fix your tooth, and clean your teeth.

Handwriting practice lines consisting of six sets of three horizontal lines (top, middle dashed, bottom).

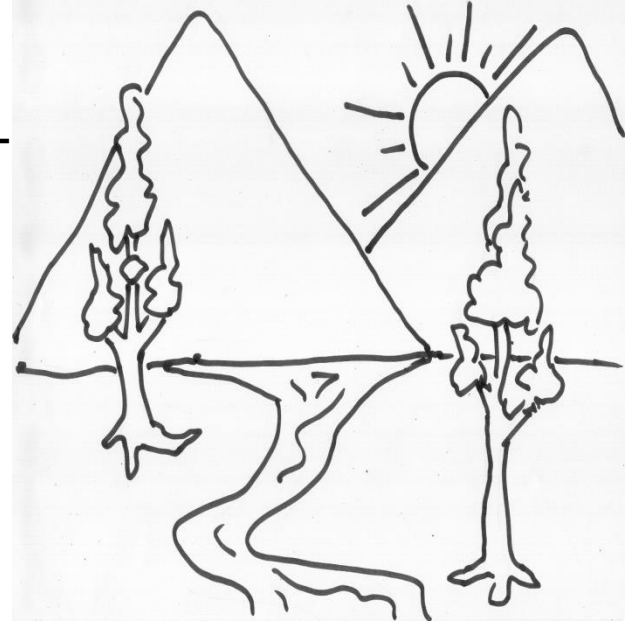
# Plurals are sssso easy, just add **s**

Name \_\_\_\_\_



game  
jet  
hill  
doll  
bug

game**s**  
jet**s**  
hill**s**  
doll**s**  
bug**s**



\_\_\_\_\_

\_\_\_\_\_

\_\_\_\_\_

\_\_\_\_\_

\_\_\_\_\_


\_\_\_\_\_

\_\_\_\_\_

\_\_\_\_\_

If it ends in s, I would suggest, add **s** and or **e** and **s**

Name \_\_\_\_\_



gas  
mess  
kiss  
boss  
bus

gasses  
messes  
kisses  
bosses  
busses



\_\_\_\_\_

\_\_\_\_\_

\_\_\_\_\_

\_\_\_\_\_


\_\_\_\_\_

\_\_\_\_\_

\_\_\_\_\_

\_\_\_\_\_

Oh my, this is sly, change the **y** to **i** and add **es**



Name \_\_\_\_\_

candy

candies

penny

pennies

kitty


kitties

money

monies

puppy

puppies




Handwriting practice lines consisting of five sets of three horizontal lines (top, middle dashed, bottom) for writing practice.

# Review

Name \_\_\_\_\_

We have a wide selection of candies.  
All the busses need new tires.  
The banks have to pay their taxes.  
This bank hold monies from many nations.  
I saw puppies, foxes and ducks at the zoo.



Handwriting practice lines consisting of six sets of three horizontal lines (top, middle dashed, bottom) for writing practice.

# Chapter 3 "Run"






# Review, Reading, Writing Flow Drill

Name \_\_\_\_\_

Yes I can read very well now.  
I can write very well too.  
Reading and writing are fun and easy.  
I use a pencil and paper to write  
I like to read books.



Handwriting practice lines consisting of six sets of horizontal lines. Each set includes a solid top line, a dashed middle line, and a solid bottom line, providing a guide for letter height and placement.

# Review, Reading, Writing Flow Drill

Name \_\_\_\_\_

- What is your name?
- Where are you from?
- How long have you been here?
- When do you have to go home?
- Why don't you have dinner with us?



\_\_\_\_\_

- - - - -

\_\_\_\_\_

- - - - -

\_\_\_\_\_

- - - - -

\_\_\_\_\_

- - - - -

\_\_\_\_\_

- - - - -

\_\_\_\_\_

- - - - -

# Review, Reading, Writing Flow Drill

Name \_\_\_\_\_

Why do we study English?  
It is a common language in many countries.  
How do we learn English?  
Practice makes perfect.  
Do you have a pen pal?



-----

-----

-----

-----

-----

-----

-----

-----

# Review, Reading, Writing Flow Drill

Name \_\_\_\_\_

A noun is a person, place, or thing.  
A verb is an action word, like run.  
An objective is the end result.  
Nouns come before verbs.  
Verbs come before objects.



Handwriting practice lines consisting of six sets of three horizontal lines (top, middle dashed, bottom) for writing practice.

# Review, Reading, Writing Flow Drill

Name \_\_\_\_\_



What is a question?

A question asks for an answer.

Who, what, when, where, why, and how are question words.

Who knows what a question is?

How do you know?

Handwriting practice lines consisting of seven sets of three horizontal lines (top, middle, bottom) with a dashed midline for letter height guidance.

# Review, Reading, Writing Flow Drill

Name \_\_\_\_\_



Adjectives are describing words.  
Describe means to add to, or tell about, like red.  
Adjectives describe nouns.  
Adverbs describe verbs.  
The small boy ran very fast to the red house.

\_\_\_\_\_

\_\_\_\_\_

\_\_\_\_\_

\_\_\_\_\_

\_\_\_\_\_

\_\_\_\_\_

\_\_\_\_\_

\_\_\_\_\_

# Review, Reading, Writing Flow Drill

Name \_\_\_\_\_


You can do anything you set your mind to.  
Have a positive "can do" attitude.  
Well begun is half done.  
The first half of success is in your head.  
The second half is in your heart.



Handwriting practice lines consisting of six sets of three horizontal lines (top, middle dashed, bottom) for writing.

# Review, Reading, Writing Flow Drill

Name \_\_\_\_\_



What do you want to be when you grow up?

Doctors help sick people.

Engineers make computers, cars, and other things.

Policemen protect us, and keep us safe.

Teachers help us learn.

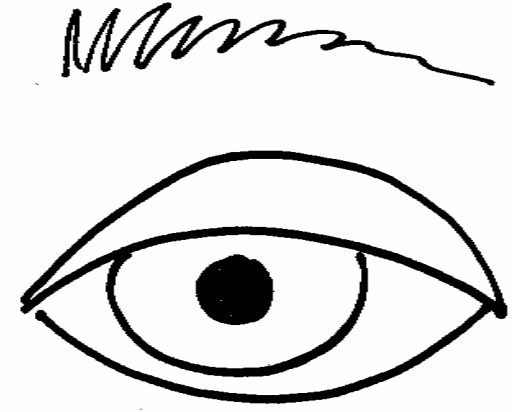

Handwriting practice lines consisting of six sets of three horizontal lines (top, middle dashed, bottom) for writing.



# Review, Reading, Writing Flow Drill

Name \_\_\_\_\_

We touch with our skin.  
We see with our eyes.  
We hear with our ears.  
We smell with our nose.  
We taste with our tongue.



Four sets of horizontal writing lines, each consisting of a solid top line, a dashed middle line, and a solid bottom line.

# Appendix

Here are a few key phrases you will want to get translated by your native teachers. Just make yourself a cheat-sheet with them spelled out phonetically in English.

1.Sit down (please)

2.Be quiet (please)

3.Listen (please)

4.Look at me or Eyes here (please)

5.Repeat after me (please)

6.Louder (please)

7.Write this (please)

8.Read this or Speak this (please)

9.Faster

10.Very good and Very very good.

# White-board Set Up 1

Aa Bb Cc

c   a   b

cab

b   a   c

bac

cab   bac

cabbac

baccab

# White-board Set Up 2

- cab - - -

Name Max

- bac - - -

- cabbaac - - - - -

- baccab - - - - -

# Mix It Up

Cc

Aa

Bb

Dd

Change the pattern every time

# Mix It Up

Kk Cc Ee Jj Oo Ss  
Rr Gg Aa Ll Pp Ww Xx  
Uu Mm Ff Bb Hh Tt Zz  
Vv Qq Nn Ii Dd Yy

Change the pattern every time

# Setting up the Vowels



Practice short and long vowel sounds

# Setting up the Vowels

a

Sam

same

A

e

pet

pete

E

kit

kite

I

i

cop

cope

O

o

cube

cube

U

u



# Setting up the sentences



Read out loud while you write

# Setting up the sentences

- Yes - I can do it now.

- I can read and write.

- How are you?

- What is your name?

- I can speak English.

# Make a funny face for the Ff sound



People remember things they attach emotion to.

Let them look at the LI sound



If they can see how you do it, they can too

**I really ROAR when making the Rr sound**



**Use body language, hand and arm signals**