

REFERENCE COPY

1982

Census of Service Industries

SC82-A-36

GEOGRAPHIC AREA SERIES

Ohio



U.S. Department of Commerce
BUREAU OF THE CENSUS

BUREAU OF THE CENSUS
LIBRARY

Census
REF
HD
9931.4
.U54x
1984
[v.1]
pt.36
c.1



The publications
from the 1982 Economic and
Agriculture Censuses are dedicated
to the memory of Shirley Kallek,
Associate Director for Economic Fields.
During her career at the Bureau of the
Census (1955 to 1983), she continually
directed efforts to improve
the timeliness and accuracy of
economic statistics.

1982

Census of

Service Industries

SC82-A-36

GEOGRAPHIC AREA SERIES

Ohio

Issued December 1984



U.S. Department of Commerce
Malcolm Baldrige, Secretary
Clarence J. Brown, Deputy Secretary
Sidney Jones, Under Secretary for
Economic Affairs

BUREAU OF THE CENSUS
John G. Keane,
Director



BUREAU OF THE CENSUS
John G. Keane, Director
C. L. Kincannon, Deputy Director

**Charles A. Waite, Associate Director for
Economic Fields**

**John H. Berry, Assistant Director for
Economic and Agriculture Censuses**

BUSINESS DIVISION
Howard N. Hamilton, Chief

ACKNOWLEDGMENTS—Many persons participated in the various activities of the 1982 Census of Service Industries. Primary direction of the program was performed by **Shirley Kallek, Associate Director for Economic Fields (until May 1983), Charles A. Waite, her successor and Michael G. Farrell, Assistant Director for Economic and Agriculture Censuses (until August 1984), and John H. Berry, his successor.**

This report was prepared in the Business Division under the general direction of **Gerald F. Cranford, Chief (until December 1983), and Howard N. Hamilton, his successor. Bobby E. Russell, Assistant Division Chief for Census Programs, was responsible for the overall planning and management of the census of service industries; he also coordinated Business Division's activities with other divisions.**

Planning and implementing this report were under the direction of **Sidney O. Marcus, Chief, Service Census Branch, with primary staff assistance by Jack B. Moody, Rockwell Livingston, Leatrice D. Hines, Thomas E. Bell, Tom S. Hinman, Kathryn B. Cheza, Helen M. Reilly, and Donna L. Nafzinger. Alvin H. Barten, Chief, Cross Industries Branch, with primary staff assistance by Edward D. Walker, coordinated activities, specifications, and procedures with the other economic censuses. Computer programs were developed under the general supervision of Howard R. Dennis, Assistant Division Chief for Data Processing. William C. Wester, Chief, Census Programming Branch, assisted by Steven G. McCraith, Judith A. McKay, William E. Jagg, and Robert J. Hemmig, was primarily responsible for planning and implementing the programs. The computer programs were developed by Leonard S. Sammarco, Jane M. Jaworski, Ann Chen Liau, Janice S. Farquhar, Donald K. Salzman, and Christina Arledge. Emory G. Fuller and Pearl E. Young were responsible for scheduling and control of computer processing. Quality control and sample design were under the direction of Nash J. Monsour, Assistant Division Chief for Research and Methodology, with primary staff assistance by Joseph K. Garrett, Carl A. Konschnik, and Michael Z. Shimberg. Dorothy J. Reynolds, Assistant Division Chief for Current Programs, provided valuable assistance in coordinating the current survey interface.**

Systems and procedures for mailout, receipt, correspondence, data input, industry classification, other clerical processing, administrative record processing, and quality control, along with the associated electronic computer programs, were developed in the Economic Surveys Division, **W. Joel Richardson, Chief.**

Planning, design, review, and composition of report forms were performed in the Administrative Services Division, **Robert L. Kirkland, Chief.**

Publication planning, design, editorial review, composition, and printing procurement were performed in the Publications Services Division, **Raymond J. Koski, Chief.**

Geographic coding procedures and associated computer programs were developed in the Geography Division, **Robert W. Marx, Chief.**

Mailout preparation and receipt operations, clerical and analytical review activities, data keying, and geocoding review were performed in the Data Preparation Division, **Don L. Adams, Chief.**

Computer processing was performed in the Computer Services Division, **C. Thomas DiNenna, Chief (until February 1984), and John E. Halterman, his successor.**

Photocomposition programs for the statistical tables were developed in the Systems Support Division, **Larry J. Patin, Chief (until October 1983), and Arnold E. Levin, his successor.**

The overall planning and review of the census operations were performed by the staff of the office of the Assistant Director for Economic and Agriculture Censuses.

Special acknowledgment is also due the many businesses whose cooperation has contributed to the publication of these data.

Library of Congress Cataloging in Publication Data

Census of service industries (1982)
1982 census of service industries.

Contents: [1] Geographic area series — [2] Industry series.

Supt. of Doc. no.: C 3.257/3: SC82-A-

1. Service industries—United States—Statistics.
I. United States. Bureau of the Census. II. Title.
HD9981.4.C46 1984 338.4'7'000973 83-600218

For sale by Superintendent of Documents, U.S. Government Printing Office, Washington, D.C. 20402.

INTRODUCTION

ECONOMIC CENSUSES OVER TIME

The early beginnings of America's industrial output were first measured in the United States in the 1810 Decennial Census and again in 1820, when questions on manufacturing were included with those for population. Beginning with the 1840 Decennial Census, there were enumerations of manufactures and mineral industries at 10-year intervals up to and including the year 1900 for manufactures and 1940 for mineral industries. The latter census was again taken for 1954, 1958, 1963, and 1967.

Because of the increasing dominance of manufacturing in the early 20th century, Congress directed that quinquennial censuses of manufactures be taken beginning in 1905. However, from 1919 through 1939, these censuses were conducted every 2 years. The need for war-related current surveys in the early 1940's postponed the next census of manufactures until 1948 (for 1947). That census was again taken for 1954, 1958, 1963, and 1967.

Retail and wholesale trade data were first collected in 1930, and in 1933 information on selected service industries was added to the data-collection operation. These business censuses, as they were called, were again taken for 1935, 1939 (as part of the 1940 decennial program), 1948, 1954, 1958, 1963, and 1967.

Information on construction industries was first obtained in 1930 and again for 1935 and 1939. Data for the full spectrum of construction industries were not gathered again until 1968 (for 1967).

The need for transportation data to supplement information available from existing governmental or private sources was recognized by Congress in the late 1950's and early 1960's. The census of transportation (consisting of several surveys) was first taken for 1963 and again for 1967.

Since 1967, all of the above censuses have been taken quinquennially as part of the Census Bureau's economic census program. (For the 1977 censuses, the coverage of the service industries was broadened from "selected services" to all services, except religious organizations and private households. A total of 41 additional four-digit standard industrial classifications¹ (SIC's) in 7 SIC major groups was added to the scope of the census. While most of the industries included for the first time for 1977 were covered again for 1982, some were not, i.e., hospitals; elementary and secondary schools; colleges, universities, and professional schools; junior colleges and technical institutes; labor unions and similar labor organizations; and political organizations.)

¹Standard Industrial Classification Manual: 1972. For sale by Superintendent of Documents, U.S. Government Printing Office, Washington, D.C. 20402. Stock No. 041-001-00066-6. 1977 Supplement. Stock No. 003-005-00176-0.

The first manufacturing census for an outlying area was conducted in Puerto Rico for the year 1909. Thereafter, with the exception of 1929, a census was taken at 10-year intervals through 1949. The first censuses of retail trade, wholesale trade, and selected service industries in Puerto Rico were conducted for 1939. These censuses also were taken for the years 1949, 1954, 1958, 1963, and 1967. A census of construction industries was first introduced in Puerto Rico for 1967. These censuses of Puerto Rico have been taken since then for the years 1972, 1977, and 1982.

Censuses of manufactures, retail trade, wholesale trade, and selected service industries were conducted in Guam and the Virgin Islands of the United States for 1958, 1963, 1967, 1972, 1977, and 1982. Censuses of mineral industries were taken in the Virgin Islands of the United States for the years 1958, 1963, and 1967 but not since that time. A census of construction industries was also undertaken in these areas for 1972, 1977, and 1982.

Retail trade, wholesale trade, selected service industries, manufacturing, and construction industries were canvassed for the first time in the Northern Mariana Islands in 1983 (for 1982).

For 1982, the economic censuses and agriculture censuses were conducted concurrently.

USES OF THE ECONOMIC CENSUSES

The economic censuses are the major source for facts about the structure and functioning of the Nation's economy and provide essential information for government, business, industry, and the general public. They provide an important part of the framework for such composite measures as the gross national product, input-output measures, indexes of industrial production, and indexes measuring productivity and price levels. Information from the censuses is used to establish sampling frames and as benchmarks for current surveys of business activity, which are essential for measuring short-term economic conditions.

State and local governments use census data to assess business activities within their jurisdictions. The private sector uses the data to forecast general economic conditions; analyze sales performance; lay out sales territories; allocate funds for advertising; decide on locations for new plants, warehouses, or stores; and measure potential markets in terms of size, geographic areas, kinds of business, and kinds of products made or sold.

Following every census, thousands of businesses and other users purchase reports. Likewise, census facts are widely disseminated by trade associations, business journals, and newspapers. Volumes containing census statistics are available in most major public and college libraries. All 1982 data are available on microfiche from the U.S. Government Printing Office and most data on

computer tape from the Census Bureau. Finally, the more than 50 State Data Centers also are suppliers of economic census statistics.

AUTHORITY AND SCOPE OF THE ECONOMIC CENSUSES

The economic censuses are required by law under title 13 of the United States Code, sections 131, 191, and 224, which directs that they be taken at 5-year intervals for the years ending in 2 and 7. The 1982 Economic Censuses covered manufacturing, mining, construction industries, retail trade, wholesale trade, service industries, and selected transportation activities. Special programs also cover minority-owned and women-owned businesses. The next economic censuses are scheduled to be taken in 1988 for the year 1987.

CENSUS OF SERVICE INDUSTRIES

The 1982 Census of Service Industries, part of the 1982 Economic Censuses, covered service industries as defined in the Standard Industrial Classification (SIC) Manual,¹ except Hospitals (SIC 806), Elementary and secondary schools (SIC 821), Colleges, universities, professional schools, and junior colleges (SIC 822), Labor unions and similar labor organizations (SIC 863), Political organizations (SIC 865), Religious organizations (SIC 866), Private households (SIC 881), and governmental organizations classified in the covered industries.

Data are presented for establishments in the following classifications:

SIC code	Title
70	Hotels, rooming houses, camps, and other lodging places
72	Personal services
73	Business services
75	Automotive repair, services, and garages
76	Miscellaneous repair services
78, 79	Amusement and recreation services, including motion pictures
80, ex. 806	Health services, except hospitals
81	Legal services
823, 4, 9	Selected educational services
83	Social services
84	Noncommercial museums, art galleries, and botanical and zoological gardens
861, 2, 4, 9	Selected membership organizations
89	Miscellaneous services

This series of reports presents data for service establishments of firms subject to Federal income tax and

(in separate tables) for firms which are exempt from Federal income tax under provisions of section 501 of the Internal Revenue Code. For 1982, only establishments with some payroll during the year are included; for previous census years, all establishments are included. For a more detailed explanation, see appendix A.

Many of the "kinds of business" or operation included in this report are not commercial in the sense of a "for-profit" activity; and the terms used to describe commercial business units often are not descriptive of such services. However, in the aggregate measurement of the production and delivery of goods and services in the economy, an attempt is made to maintain as much conformity of measures as practicable. Therefore, while some of the data measures, concepts, or terms (such as "business," "establishment," and "firm") are not usually associated with many of the noncommercial and professional activities, it must be recognized that they refer to an economic unit, such as a physical location or legal entity, involved in the production or distribution of goods or rendering of services.

The basic tabulations in this report do not include data for establishments which are auxiliary (primary function is providing a service, such as warehouses) to service establishments within the same organization. Data for auxiliaries are presented for selected industrial classifications in tables included in the United States Summary report issued as part of this series. Data for auxiliaries are presented for more detailed industry breakdowns in a subsequent report issued as part of the 1982 Enterprise Statistics reports.

For the 1982 Census of Service Industries, large- and medium-size firms, plus all firms known to operate more than one establishment, were sent questionnaires to be completed and returned to the Bureau by mail. For most very small firms, data from existing administrative records of other Federal agencies were used instead. These records provided basic information on location, kind of business, receipts, payroll, number of employees, and legal form of organization. In addition, more detailed information for selected kinds of business was obtained on the various questionnaires.

Appendix A gives a more detailed explanation of census coverage and methodology.

CENSUS DISCLOSURE RULES

In accordance with Federal law governing census reports, no data are published that would disclose the operations of an individual establishment or business. However, the number of establishments in a kind-of-business classification is not considered a disclosure, so this information may be released even though other information is withheld.

GEOGRAPHIC AREAS COVERED

This report series presents data for the following areas:

1. The United States as a whole.
2. Each State and the District of Columbia.

SERVICE INDUSTRIES—GEOGRAPHIC AREA SERIES

¹Standard Industrial Classification Manual: 1972. For sale by Superintendent of Documents, U.S. Government Printing Office, Washington, D.C. 20402. Stock No. 041-001-00066-6. 1977 Supplement, Stock No. 003-005-00176-0.

3. Each standard consolidated statistical area (SCSA) defined by the Office of Management and Budget as of January 1, 1982, meeting the criteria published in the 1975 Standard Metropolitan Statistical Areas manual or Federal Register, January 3, 1980, Vol. 45, No. 2.² ³ An SCSA is an area used to facilitate the presentation and analysis of data for large concentrations of metropolitan populations. It includes two or more contiguous standard metropolitan statistical areas which have a population of at least 1,000,000⁴ and which meet specific criteria of urban character and of social and economic integration.

4. Each standard metropolitan statistical area (SMSA) defined by the Office of Management and Budget as of January 1, 1982, meeting the criteria published in the 1975 Standard Metropolitan Statistical Areas manual or Federal Register, January 3, 1980, Vol. 45, No. 2.³ An SMSA is an integrated economic and social unit with a population nucleus of at least 50,000 inhabitants.⁴ Each SMSA consists of one or more counties meeting standards of metropolitan character; in New England, cities and towns rather than counties are the component geographic units.

5. The area within the State outside standard metropolitan statistical areas.

6. Each county or county equivalent.⁵ ⁶

7. Each municipality of 2,500 inhabitants or more incorporated as a city, borough, village, or town.⁴ ⁵

For the economic censuses, boroughs and census areas in Alaska, boroughs in New York, and towns in New York and Wisconsin are not included in this category.

8. Special economic urban areas (SEUA's), which include townships in New Jersey and Pennsylvania and towns in New England with 10,000 inhabitants or more.⁴

²Standard Metropolitan Statistical Areas, Revised Edition 1975 (for SMSA's prior to January 3, 1980). For sale by Superintendent of Documents, U.S. Government Printing Office, Washington, D.C. 20402 and *Federal Register* (for SMSA's since January 3, 1980), Vol. 45, No. 2, pages 956-963. Available from Office of Information and Regulatory Affairs, Office of Management and Budget, Washington, D.C. 20503.

³On June 30, 1983, the Office of Management and Budget announced newly defined metropolitan statistical areas (MSA's), consolidated metropolitan statistical areas (CMSA's), and primary metropolitan statistical areas (PMSA's) into which previously defined SMSA's and SCSA's were restructured. The 1982 Economic Censuses publications do not present data for the newly defined areas. These areas were defined after 1982 publication plans were almost complete. Inclusion of the newly defined areas would have materially delayed the publication of the 1982 Economic Censuses reports. However, limited 1977 data for the new areas will be published in the 1984 edition of the *State and Metropolitan Area Data Book*, and limited 1982 data will be published in the 1985 edition.

⁴According to 1980 Census of Population.

⁵Those defined as of January 1, 1982.

⁶See appendix F for Alaska, Louisiana, Maryland, Missouri, Montana, Nevada, Virginia, and District of Columbia county equivalents.

DOLLAR VALUES

All dollar values presented in this report are expressed in current dollars, i.e., 1982 data are expressed in 1982 dollars and 1977 data in 1977 dollars. Consequently, when making comparisons to prior years, users of the data should consider the inflation that has occurred.

RELIABILITY OF DATA

All data compiled in this report originated from either census questionnaires or administrative records of other Federal agencies and, therefore, are not subject to sampling errors. However, the data are subject to nonsampling errors. Nonsampling errors can be attributed to many sources: inability to identify all cases in the actual universe; definition and classification difficulties; differences in the interpretation of questions; errors in recording or coding the data obtained; and other errors of collection, response, coverage, and estimation for missing or misreported data.

The accuracy of these tabulated data is determined by the joint effects of the various nonsampling errors. No direct measurement of these effects has been obtained except for estimation for missing or misreported data; however, precautionary steps were taken in all phases of the collection, processing, and tabulation of the data in an effort to minimize the effects of nonsampling errors.

The Bureau of the Census obtains on computer tape limited information extracted from administrative records of other Federal agencies. This information is used in conjunction with other information available to the Census Bureau to develop estimates for small employers and other establishments for which responses were not received in time for publication. For an indication of the extent that data included in these reports were obtained from the administrative records of other Federal agencies and from estimation, rather than reports directly from respondents, see appendix E. Also, see appendix A for a more detailed explanation of census coverage and methodology.

MICROFICHE AND COMPUTER TAPES

The data in this report series are also available on microfiche and computer tapes. Microfiche reports are sold by the U.S. Government Printing Office. Computer tapes are sold by the Data User Services Division, Customer Services (Tapes), Bureau of the Census, Washington, D.C. 20233.

SPECIAL TABULATIONS

Special tabulations of data collected in the 1982 Census of Service Industries may be obtained, depending on availability of time and personnel, on computer tape or in tabular form. The data will be in summary form and subject to the same rules prohibiting disclosure of confidential information (including name, address, kind of business, or other data for individual business establishments or companies) as are the regular publications.

Special tabulations are prepared on a cost basis. A request for a cost estimate, as well as exact specifications on the type and format of the data to be provided, should be directed to the Chief, Business Division, Bureau of the Census, Washington, D.C. 20233.

To discuss a special tabulation before submitting specifications, call 301-763-5282.

ABBREVIATIONS AND SYMBOLS

The following abbreviations and symbols are used in this publication:

- * See kind-of-business descriptions in appendix A for treatment of plant outlets.
- ** Data not provided because establishments without payroll are classified only at a broader kind-of-business level by the Internal Revenue Service.
- Represents zero.

†† Not available. Data for most establishments without payroll were extracted from information reported by businesses on Internal Revenue Service (IRS) Form 1040, Schedule C. These data could not be published as planned because many businesses were miscoded by IRS into miscellaneous categories rather than being classified in the specific kind of business.

(D) Withheld to avoid disclosing data for individual companies; data are included in broader kind-of-business totals.

(IC) Independent city.

(NA) Not available.

(NC) Not comparable.

(X) Not applicable.

n.e.c. Not elsewhere classified.

pt. Part.

r Revised.

SIC Standard Industrial Classification.

SCSA Standard Consolidated Statistical Area.

SMSA Standard Metropolitan Statistical Area.

Users' Guide for Locating Statistics in This Report by Table Number

Information shown in tables	Table																
	1a	1b	2a	2b	3a	3b	4a	4b	5a	5b	6	7	8	9	10		
GEOGRAPHIC AREAS																	
The State	X	X	X	X	X	X								X	X	X	
SCSA's in the State							X	X									
SMSA's in the State							X	X									
Area of the State not in any SMSA									X	X							
Counties in the State											¹ X		X	X			
Places in the State												¹ X	² X			² X	
DATA ITEMS³																	
Establishments	X	X		X			X	X	X	X	X	X	X				
Receipts	X		X				X		X		X	X	X				
Revenue		X						X		X							
Expenses				X													
Annual payroll	X	X	X	X			X	X	X	X	X	X	X				
First quarter payroll	X	X					X	X	X	X	X	X	X				
Paid employees for pay period including March 12	X	X					X	X	X	X	X	X	X				
1977 to 1982 comparative statistics (receipts, payroll)			X														
1977 to 1982 comparative statistics (expenses, payroll)				X													
Receipts per establishment					X												
Revenue per establishment						X											
Expenses per establishment						X											
Receipts per employee					X												
Revenue per employee						X											
Expenses per employee						X											
Annual payroll per employee					X	X											
Employees per establishment					X	X											
Counties ranked by volume of receipts															X		
Places ranked by volume of receipts																	² X

¹Includes areas with 300 or more service establishments of firms subject to Federal income tax.

²Includes places with 2,500 inhabitants or more, according to the 1980 Census of Population.

³See Explanation of Terms, appendix A.

Users' Guide for Locating Statistics in the 1982 Census of Service Industries Reports

Report and geographic area	Information shown in reports by kind of business or industry category									
	Number of establishments	Receipts/Revenue (\$1,000)	Payroll (\$1,000)	Number of employees	Selected ratios	Receipts size and employment size of establishments and firms	Concentration ratio of largest firms	Single units and multi-units	Legal form of organization	Selected topics
GEOGRAPHIC AREA SERIES										
United States	X	X	X	X	X					
State	X	X	X	X	X					X
SCSA	X	X	X	X	X					
SMSA	X	X	X	X	X					
County	X	X	X	X	X					
Place	X	X	X	X	X					
ESTABLISHMENT AND FIRM SIZE (INCLUDING LEGAL FORM OF ORGANIZATION)										
United States	X	X	X	X		X	X	X	X	
CAPITAL EXPENDITURES, DEPRECIABLE ASSETS, AND OPERATING EXPENSES										
United States		X	X						X	X
HOTELS, MOTELS, AND OTHER LODGING PLACES										
United States	X	X	X	X						X
State	X	X	X	X						
SMSA	X	X								X
MOTION PICTURE INDUSTRY										
United States	X	X	X	X						X
State	X	X	X	X						
SMSA	X	X								X
MISCELLANEOUS SUBJECTS										
United States	X	X	X	X						X
State	X	X	X	X						X
SMSA	X	X	X	X						X

Ohio

CONTENTS

[Page numbers listed here omit the prefix that appears as part of the number of each page]

	Page
Introduction	III
Users' Guide for Locating Statistics in This Report by Table Number	VII
Users' Guide for Locating Statistics in the 1982 Census of Service Industries Reports	VIII
Summary of Findings	2

TABLES

1a. Summary Statistics for Firms Subject to Federal Income Tax for the State: 1982	3
1b. Summary Statistics for Firms Exempt From Federal Income Tax for the State: 1982	6
2a. Comparative Statistics for Firms Subject to Federal Income Tax for the State: 1982 and 1977	7
2b. Comparative Statistics for Firms Exempt From Federal Income Tax for the State: 1982 and 1977	10
3a. Selected Ratios for Firms Subject to Federal Income Tax for the State: 1982	10
3b. Selected Ratios for Firms Exempt From Federal Income Tax for the State: 1982	13
4a. Summary Statistics for Firms Subject to Federal Income Tax for Standard Metropolitan Statistical Areas: 1982	13
4b. Summary Statistics for Firms Exempt From Federal Income Tax for Standard Metropolitan Statistical Areas: 1982	51
5a. Summary Statistics for Firms Subject to Federal Income Tax for the Area Outside Standard Metropolitan Statistical Areas: 1982	64
5b. Summary Statistics for Firms Exempt From Federal Income Tax for the Area Outside Standard Metropolitan Statistical Areas: 1982	66
6. Summary Statistics for Firms Subject to Federal Income Tax for Counties With 300 Establishments or More: 1982	67
7. Summary Statistics for Firms Subject to Federal Income Tax for Places With 300 Establishments or More: 1982	107
8. Summary Statistics for Firms Subject to Federal Income Tax for Counties and for Places With 2,500 Inhabitants or More: 1982	135
9. Counties Ranked by Volume of Receipts of Firms Subject to Federal Income Tax: 1982	146
10. Places With 2,500 Inhabitants or More Ranked by Volume of Receipts of Firms Subject to Federal Income Tax: 1982	146

APPENDIXES

A. General Explanation	A-1
B. General Questions	B-1
C. Kind-of-Business Titles and Reporting-Form Numbers	C-1
D. Standard Metropolitan Statistical Areas	D-1
E. Percent of Receipts/Revenue Based on Administrative Records and Estimation for the State: 1982	E-1
F. Geographic Notes	F-1

Publication Program Inside back cover

SUMMARY OF FINDINGS

FIRMS SUBJECT TO FEDERAL INCOME TAX

Data from the 1982 Census of Service Industries show that Ohio's 52,092 service industries establishments of firms with payroll that were subject to Federal income tax had receipts totaling \$15.5 billion, an increase of 68 percent from \$9.2 billion in 1977.

For establishments with payroll, receipts of offices of physicians totaled \$2.3 billion, compared to \$1.2 billion in 1977. Other leading service kinds of business in 1982 were legal services with receipts of \$1.0 billion; nursing and personal care facilities with \$768 million in receipts; and engineering, architectural, and surveying services, \$724 million.

Receipts per establishment averaged \$298 thousand. Research and development laboratories averaged \$2.8 million per establishment; industrial launderers, \$1.5 million; and armature rewinding shops, \$1.4 million.

Receipts per employee averaged \$34 thousand in 1982. Automotive rental and leasing services, without drivers had receipts per employee of \$107 thousand, which contrasts sharply with the \$10 thousand per employee average for child day care services.

There were 450,846 paid employees (full- and part-time) working in service industries in the State as of mid-March 1982. Nursing and personal care facilities had 47,378 employees; offices of physicians, 36,451 employees; and hotels, motor hotels, and motels, 28,487.

Cuyahoga County led all counties in the State, accounting for 22 percent of the State total for service industries

receipts. Columbus had the largest receipts among the places in the State, with 11 percent of the State total.

ORGANIZATIONS EXEMPT FROM FEDERAL INCOME TAX

Data from the census show that Ohio's 7,129 service industries establishments of firms and other organizations with payroll that were exempt from Federal income tax had revenue totaling \$2.6 billion, expenses of \$2.2 billion, and payroll of \$925 million in 1982.

For establishments in the tax-exempt category, outpatient care facilities had revenue of \$309 million. Other leading classifications were nursing and personal care facilities with revenue of \$290 million; and individual and family social services, \$276 million.

For 1982, revenue of service establishments in Ohio averaged \$359 thousand per establishment. Nursing and personal care facilities had average revenue of \$1.6 million; outpatient care facilities averaged \$1.2 million; and noncommercial educational, scientific, and research organizations, \$281 thousand.

There were 103,488 paid employees (full- and part-time) working in establishments of organizations exempt from Federal income tax as of mid-March 1982. Nursing and personal care facilities had 16,379 employees; civic, social, and fraternal associations, 14,046; and job training and vocational rehabilitation services, 11,933.

Table 1a. Summary Statistics for Firms Subject to Federal Income Tax for the State: 1982

[For meaning of abbreviations and symbols, see introductory text. For explanation of terms and comparability of 1977 and 1982 censuses, see appendix A]

SIC code	Kind of business or operation	All establishments				Establishments with payroll				Paid employees for pay period including March 12 (number)
		Number	Receipts (\$1,000)	Unincorporated businesses or operations		Number	Receipts (\$1,000)	Annual payroll (\$1,000)	First quarter payroll (\$1,000)	
				Individual proprietorships (number)	Partnerships (number)					
	Total	52 092	15 514 605	6 091 070	1 475 379	450 846				
70	Hotels, motels, and other lodging places	1 059	697 620	201 639	46 848	29 090				
	Hotels, motor hotels, and motels.....	870	676 833	196 797	45 883	28 487				
7011	Hotels.....	225	383 759	121 649	29 252	16 903				
7011 pt.	Hotels, 25 guestrooms or more.....	169	380 173	120 867	29 080	16 722				
7011 pt.	Hotels, less than 25 guestrooms.....	56	3 586	782	172	181				
7011 pt.	Motels, motor hotels, and tourist courts.....	645	293 074	75 148	16 631	11 584				
7011 pt.	Motels, tourist courts.....	587	249 099	62 266	13 662	9 676				
7011 pt.	Motor hotels.....	58	43 975	12 882	2 969	1 908				
702, 3, 4	Other lodging places.....	189	20 787	4 842	965	603				
703	Trailing parks and camps.....	145	14 514	2 675	424	285				
7032	Sporting and recreational camps.....	30	5 264	923	167	75				
7033	Trailing parks and camp sites for transients.....	115	9 250	1 752	257	210				
702, 4	Rooming, boarding, and membership lodging.....	44	6 273	2 167	541	318				
702	Rooming and boarding houses.....	37	2 355	732	187	150				
704	Organization hotels and lodging houses, on membership basis.....	7	3 918	1 435	354	168				
72	Personal services	8 066	1 095 792	387 947	90 083	48 162				
	Laundry, cleaning, and garment services.....	2 002	390 903	137 694	32 153	15 877				
7215	Coin-operated laundries and dry cleaning.....	528	60 227	12 068	2 823	1 987				
7215 pt.	Coin-operated laundries and dry-cleaning stores.....	502	41 433	9 178	2 186	1 800				
7215 pt.	Coin-operated laundry machine routes.....	26	18 794	2 890	637	187				
721 ex. 7215	Other laundry, cleaning, and garment services.....	1 474	330 676	125 626	29 330	13 890				
7211	Power laundries, family and commercial*.....	75	22 821	10 378	2 574	1 316				
7216	Dry-cleaning plants, except rug cleaning*.....	901	120 840	45 994	10 602	6 558				
Other 721	Laundry and cleaning services, n.e.c.*.....	498	187 015	69 254	16 154	6 016				
7212	Garment pressing and agents for laundries and dry cleaners.....	84	5 500	1 512	322	227				
7213	Linen supply*.....	38	33 138	14 374	3 438	1 208				
7217	Carpet and upholstery cleaning.....	231	24 769	8 304	1 617	903				
7218	Industrial launderers*.....	76	111 712	40 537	9 692	3 191				
7214, 9	Other laundry, garment services, including diaper*.....	69	11 896	4 527	1 085	487				
7214	Diaper service*.....	7	7 856	2 990	731	259				
7219	Laundry and garment services, n.e.c.....	62	4 040	1 537	354	228				
722	Photographic studios, portrait.....	397	83 146	23 766	4 912	2 906				
723, 4	Beauty and barber shops.....	3 746	270 965	129 579	29 746	17 363				
723	Beauty shops.....	3 449	253 389	121 832	27 899	16 529				
724	Barber shops.....	297	17 576	7 747	1 847	834				
725	Shoe repair, shoe shine, and hat-cleaning shops.....	113	7 039	2 235	526	285				
726	Funeral service and crematories.....	914	222 993	55 557	13 264	4 547				
729	Miscellaneous personal services.....	894	120 746	39 116	9 482	7 184				
729 pt.	Reducing salons and health clubs, except resorts.....	182	40 567	14 374	3 098	2 380				
729 pt.	Tax preparation services.....	285	22 294	7 980	2 738	2 339				
729 pt.	Other personal services, n.e.c.....	427	57 885	16 762	3 646	2 465				
73	Business services	7 922	3 680 412	1 498 766	361 072	124 475				
	Advertising.....	534	262 972	101 013	24 466	5 126				
7311	Advertising agencies.....	409	162 509	77 930	18 984	3 594				
7312	Outdoor advertising services.....	47	41 014	8 450	2 133	477				
7313	Radio, TV, publishers' advertising representatives.....	33	26 531	6 791	1 664	387				
7319	Advertising, n.e.c.....	45	32 918	7 842	1 685	668				
734	Services to dwellings and other buildings.....	1 274	257 246	138 228	32 781	23 217				
7341	Window cleaning.....	64	6 113	2 548	534	274				
7342	Disinfecting and exterminating services.....	195	40 157	16 928	4 006	1 304				
7349	Cleaning and maintenance services, n.e.c.....	1 015	210 976	118 752	28 241	21 639				
737	Computer and data processing services.....	688	594 980	227 825	54 281	11 451				
7372	Computer programming and other software services.....	288	203 304	96 847	21 935	4 398				
7374	Data processing services.....	274	291 274	99 693	25 023	5 643				
7374 pt.	Data processing services, except facilities management.....	251	260 551	87 538	21 831	4 884				
7374 pt.	Computer facilities management.....	23	30 923	12 155	3 192	759				
7379	Computer related services, n.e.c.....	126	100 402	31 285	7 323	1 410				
7392	Management, consulting, and public relations services.....	1 339	609 555	231 843	57 809	13 575				
7392 pt.	Management and administrative services.....	196	193 704	59 150	15 354	3 311				
7392 pt.	Public relations services.....	142	33 069	12 059	3 013	696				
7392 pt.	Management consulting services.....	521	216 503	98 575	23 731	4 880				
7392 pt.	Economic and sociological research.....	201	99 990	33 835	8 625	3 008				
7392 pt.	Consulting services, n.e.c.....	279	66 289	28 224	7 086	1 680				
7394	Equipment rental and leasing services.....	584	294 489	65 390	15 635	4 202				
7394 pt.	Equipment rental.....	384	157 792	37 450	9 061	2 727				
7394 pt.	Equipment leasing, except finance leasing.....	115	79 043	12 886	3 110	792				
7394 pt.	Leasing and rental of heavy construction equipment without operators.....	55	39 272	8 602	2 048	395				
7394 pt.	Rental of heavy construction equipment with operators.....	30	18 382	6 452	1 416	288				

Table 1a. Summary Statistics for Firms Subject to Federal Income Tax for the State: 1982—Con.

[For meaning of abbreviations and symbols, see introductory text. For explanation of terms and comparability of 1977 and 1982 censuses, see appendix A]

SIC code	Kind of business or operation	All establishments				Establishments with payroll				Paid employees for pay period including March 12 (number)
		Number	Receipts (\$1,000)	Unincorporated businesses or operations		Number	Receipts (\$1,000)	Annual payroll (\$1,000)	First quarter payroll (\$1,000)	
				Individual proprietorships (number)	Partnerships (number)					
73	Business services—Con.									
Other 73	Other business services	††	††	††	††	3 503	1 661 170	734 467	176 100	66 904
732	Credit reporting, collection agencies	**	**	**	**	269	109 392	37 644	8 897	3 169
732 pt.	Adjustment and collection agencies	**	**	**	**	199	60 450	22 675	5 354	1 890
732 pt.	Mercantile reporting agencies	**	**	**	**	17	(D)	(D)	(D)	(D)
732 pt.	Consumer credit reporting agencies	**	**	**	**	53	(D)	(D)	(D)	(D)
7331	Direct mail advertising services	**	**	**	**	71	48 698	15 155	3 677	1 313
7332	Blueprinting and photocopying services	**	**	**	**	117	28 435	8 010	1 947	726
7333	Commercial photography, art, and graphics	**	**	**	**	383	110 070	40 733	9 946	2 184
7333 pt.	Commercial photography	**	**	**	**	134	33 941	12 014	3 012	749
7333 pt.	Commercial art	**	**	**	**	107	35 355	16 071	4 132	697
7333 pt.	Graphic arts and related design and commercial photography, n.e.c.	**	**	**	**	142	40 774	12 648	2 802	738
7339	Stenographic services; and reproduction services, n.e.c.	**	**	**	**	183	34 494	12 352	2 923	969
736	Personnel supply services	**	**	**	**	699	310 136	202 183	48 707	23 457
7361	Employment agencies	**	**	**	**	408	73 656	37 278	9 793	3 462
7362	Help supply services	**	**	**	**	282	224 933	158 978	37 510	19 625
7362 pt.	Office help supply services	**	**	**	**	139	71 433	49 542	12 013	9 870
7362 pt.	Help supply, except office workers	**	**	**	**	143	153 500	109 436	25 497	9 755
7369	Facilities management services	**	**	**	**	9	11 547	5 927	1 404	370
7391	Research and development laboratories	**	**	**	**	93	256 381	111 424	26 548	5 087
7397	Testing laboratories and facilities	**	**	**	**	98	65 657	28 824	6 484	1 433
7393	Detective agencies and protective services	**	**	**	**	407	230 078	129 439	31 252	15 621
7393 pt.	Detective agencies and guard services	**	**	**	**	293	148 557	99 825	24 077	13 578
7393 pt.	Armored car services	**	**	**	**	26	15 210	6 232	1 535	517
7393 pt.	Burglar and fire alarm systems	**	**	**	**	86	66 311	23 382	5 640	1 526
7395	Photofinishing laboratories*	**	**	**	**	116	102 372	27 070	6 381	2 834
7399 pt.	Sign painting shops	**	**	**	**	67	9 356	2 689	610	244
7399 pt.	Interior designing	**	**	**	**	104	21 406	5 128	1 395	439
7399 pt.	Telephone answering services	**	**	**	**	113	20 435	8 668	2 145	1 179
735, 7396, 7399 pt.	Other business services, n.e.c.	**	**	**	**	783	314 260	105 148	25 188	8 249
735	News syndicates	**	**	**	**	11	7 275	3 420	797	123
7396	Trading stamp services (sales offices)	**	**	**	**	4	6 204	736	144	42
7399 pt.	Water softening services	**	**	**	**	57	22 615	7 267	1 733	518
7399 pt.	Packaging and labeling services	**	**	**	**	70	49 464	12 045	2 780	1 090
7399 pt.	Miscellaneous business services, n.e.c.	**	**	**	**	641	228 702	81 680	19 734	6 476
75	Automotive repair, services, and garages	††	††	††	††	5 039	1 330 697	306 013	71 871	24 985
751	Automotive rental and leasing, without drivers	††	††	††	††	462	494 468	67 706	16 796	4 606
7512 pt.	Passenger car rental, without drivers	**	**	**	**	111	117 863	19 265	4 323	1 504
7512 pt.	Passenger car leasing, except finance leasing	**	**	**	**	114	127 123	11 415	3 045	681
7513 pt.	Truck rental, without drivers	**	**	**	**	81	62 788	9 250	2 687	809
7513 pt.	Truck leasing, except finance leasing	**	**	**	**	142	182 805	27 253	6 623	1 575
7519	Utility trailer and recreational vehicle rental	**	**	**	**	14	3 889	523	118	37
752	Automobile parking	††	††	††	††	471	54 078	11 413	2 644	1 667
7523	Parking lots	**	**	**	**	387	30 521	6 045	1 362	985
7525	Parking structures	**	**	**	**	84	23 557	5 368	1 282	682
753	Automotive repair shops	††	††	††	††	3 521	698 742	200 195	46 026	14 670
7538	General automotive repair shops	††	††	††	††	1 351	242 725	67 618	15 921	5 201
7538 pt.	General automotive repair shops, except diesel	**	**	**	**	1 240	200 504	55 120	12 789	4 377
7538 pt.	Diesel repair shops	**	**	**	**	111	42 221	12 498	3 132	824
7531	Top and body repair shops	††	††	††	††	1 110	191 791	58 086	13 311	4 300
7534, 5, 9	Other automotive repair shops	††	††	††	††	1 060	264 226	74 491	16 794	5 169
7534	Tire retreading and repair shops	**	**	**	**	80	41 451	11 579	2 851	724
7535	Paint shops	**	**	**	**	127	23 728	7 938	1 542	668
7539 pt.	Auto electrical and fuel system services	**	**	**	**	59	17 923	4 881	1 107	331
7539 pt.	Radiator repair	**	**	**	**	110	18 438	4 856	1 014	357
7539 pt.	Glass replacement and repair	**	**	**	**	107	28 373	7 950	1 819	508
7539 pt.	Brake, front end, and wheel alignment	**	**	**	**	115	25 864	7 776	1 649	526
7539 pt.	Exhaust system services (muffler shops)	**	**	**	**	195	51 088	11 989	2 565	813
7539 pt.	Transmission repair shops	**	**	**	**	216	48 979	15 131	3 682	1 050
7539 pt.	Other automotive repair shops, n.e.c.	**	**	**	**	51	8 382	2 391	565	192
754	Automotive services, except repair	††	††	††	††	585	83 409	26 699	6 405	4 042
7542	Car washes	**	**	**	**	356	42 708	13 638	3 324	2 768
7549	Other automotive services	**	**	**	**	229	40 701	13 061	3 081	1 274
76	Miscellaneous repair services	††	††	††	††	2 316	698 466	221 484	53 854	14 333
762	Electrical and electronic repair shops	††	††	††	††	673	175 236	59 911	13 810	3 719
7622	Radio and TV repair shops	**	**	**	**	280	62 383	19 279	4 325	1 400
7623, 9	Other electrical and electronic repair shops	††	††	††	††	393	112 853	40 632	9 485	2 319
7623	Refrigeration and air-conditioning repair shops	**	**	**	**	108	30 457	9 879	2 380	539
7629	Electrical and electronic repair shops, n.e.c.	**	**	**	**	285	82 396	30 753	7 105	1 780
764	Reupholstery and furniture repair	††	††	††	††	235	19 473	6 771	1 540	769
763, 9	Other repair shops and related services	††	††	††	††	1 408	503 757	154 802	38 504	9 845
763	Watch, clock, and jewelry repair	**	**	**	**	91	8 495	2 682	701	303
769	Miscellaneous repair and related services	**	**	**	**	1 317	495 262	152 120	37 803	9 542
7692	Welding repair	**	**	**	**	192	42 056	14 148	3 523	986
7694	Armature rewinding shops	**	**	**	**	128	180 735	52 223	13 196	2 624
7699	Repair shops and related services, n.e.c.	**	**	**	**	997	272 471	85 749	21 084	5 932
7699 pt.	Farm machinery and equipment repair shops	**	**	**	**	27	3 438	734	137	54
7699 pt.	Lawnmower, saw, knife, tool sharpening and repair	**	**	**	**	93	12 391	2 882	673	291
7699 pt.	Sewer and septic tank cleaning services	**	**	**	**	107	24 191	9 211	2 210	681
7699 pt.	Other repair and related services, n.e.c.	**	**	**	**	770	232 451	72 922	18 064	4 906

Table 1a. Summary Statistics for Firms Subject to Federal Income Tax for the State: 1982—Con.

[For meaning of abbreviations and symbols, see introductory text. For explanation of terms and comparability of 1977 and 1982 censuses, see appendix A]

SIC code	Kind of business or operation	All establishments				Establishments with payroll				
		Number	Receipts (\$1,000)	Unincorporated businesses or operations		Number	Receipts (\$1,000)	Annual payroll (\$1,000)	First quarter payroll (\$1,000)	Paid employees for pay period including March 12 (number)
				Individual proprietorships (number)	Partnerships (number)					
78, 79	Amusement and recreation services, including motion pictures...	††	††	††	††	2 899	1 101 932	298 311	64 814	31 587
781, 2	Motion picture production, distribution, and services	††	††	††	††	110	207 771	38 826	9 619	3 408
7813	Motion picture production, except for TV	32	(D)	(D)	(D)	(D)
7814	Motion picture, tape production for TV	25	(D)	(D)	(D)	(D)
7819	Services allied to motion picture production	14	3 222	1 017	316	54
7823	Motion picture film exchanges	27	84 932	2 719	711	176
7824	Film or tape distribution for TV	1	(D)	(D)	(D)	(D)
7829	Services allied to motion picture distribution	11	3 409	1 160	379	75
783	Motion picture theaters	††	††	††	††	418	122 513	19 940	4 265	3 707
7832	Motion picture theaters, except drive-in	274	105 129	16 300	3 808	3 208
7833	Drive-in motion picture theaters	144	17 384	3 640	457	499
792	Producers, orchestras, and entertainers	††	††	††	††	128	29 287	7 828	1 930	788
7922	Theatrical producers (except motion picture) and miscellaneous theatrical services	46	17 256	4 962	1 104	481
7922 pt.	Producers of live theatrical productions	14	8 097	2 056	383	226
7922 pt.	Producers of radio and TV shows, except tape	5	(D)	(D)	(D)	(D)
7922 pt.	Artists' and entertainers' managers or agents, concert bureaus, booking agents	20	4 354	1 565	353	139
7922 pt.	Other theatrical services	7	(D)	(D)	(D)	(D)
7929	Bands, orchestras, actors, and other entertainers and entertainment groups	82	12 031	2 866	826	307
7929 pt.	Dance groups and artists	3	119	9	1	3
7929 pt.	Symphony orchestras, opera companies, and chamber music organizations	-	-	-	-	-
7929 pt.	Other music and entertainment presentations	79	11 912	2 857	825	304
793	Bowling alleys and billiards and pool establishments	††	††	††	††	503	155 048	45 703	12 458	7 622
7932	Billiard and pool establishments	††	††	††	††	31	2 113	664	161	99
7933	Bowling alleys	††	††	††	††	472	152 935	45 039	12 297	7 523
79 ex. 792, 3	Commercial sports and other amusement and recreation services ..	††	††	††	††	1 740	587 313	186 014	36 542	16 062
794	Commercial sports	††	††	††	††	123	134 304	60 693	13 767	3 989
7941	Professional sports clubs, managers, promoters	††	††	††	††	21	46 614	41 818	10 234	1 852
7941 pt.	Baseball clubs	3	17 546	19 443	2 105	447
7941 pt.	Football clubs	2	(D)	(D)	(D)	(D)
7941 pt.	Other professional sports clubs	5	(D)	(D)	(D)	(D)
7941 pt.	Managers and promoters	11	16 642	3 375	1 020	505
7948	Racing, including track operation	††	††	††	††	102	87 690	18 875	3 533	2 137
7948 pt.	Auto race track operation	22	7 514	873	165	80
7948 pt.	Horse race track operation	7	67 028	15 520	2 823	1 772
7948 pt.	Dog race track operation	-	-	-	-	-
7948 pt.	Racing stables and racing, n.e.c.	73	13 148	2 482	545	285
79 ex. 792, 3, 4	Other amusement and recreation services	††	††	††	††	1 617	453 009	125 321	22 775	12 073
791	Dance halls, studios, and schools	155	10 389	3 206	858	806
791 pt.	Public dance halls or ballrooms	14	1 998	325	95	104
791 pt.	Dance schools, including children's and professionals'	141	8 391	2 881	763	702
7992	Public golf courses	248	47 282	12 358	1 719	981
7993	Coin-operated amusement device operators	213	69 897	15 519	3 683	1 378
7996	Amusement parks	16	136 407	37 966	4 384	1 164
7997	Membership sports and recreation clubs	360	101 072	31 513	6 278	4 078
7999	Amusement and recreation services, n.e.c.	625	87 962	24 759	5 853	3 666
7999 pt.	Concession operators of amusement devices, rides	40	8 365	1 810	136	135
7999 pt.	Carnivals, circuses, and fairs	25	5 581	1 198	106	83
7999 pt.	Carnivals and circuses	24	(D)	(D)	(D)	(D)
7999 pt.	Fairs	1	(D)	(D)	(D)	(D)
7999 pt.	Other commercial recreation and amusements	560	74 016	21 751	5 611	3 468
7999 pt.	Commercial museums, art galleries, and botanical and zoological gardens	2	(D)	(D)	(D)	(D)
7999 pt.	Roller skating rinks	92	16 114	4 862	1 309	1 137
7999 pt.	Ice skating rinks	3	(D)	(D)	(D)	(D)
7999 pt.	Other amusement and recreation services, n.e.c.	463	56 755	16 682	4 245	2 271
80, ex. 806	Health services, except hospitals	††	††	††	††	15 692	4 397 500	2 115 728	524 637	119 070
801	Offices of physicians	††	††	††	††	7 463	2 257 209	1 209 846	309 877	36 451
802	Offices of dentists	††	††	††	††	4 209	681 622	262 724	63 434	18 451
803	Offices of osteopathic physicians	††	††	††	††	566	137 293	69 749	16 838	2 800
8041	Offices of chiropractors	††	††	††	††	425	52 816	14 937	3 268	1 273
8042	Offices of optometrists	††	††	††	††	784	111 591	27 245	6 181	2 334
805	Nursing and personal care facilities	††	††	††	††	781	767 997	377 819	89 984	47 378
8051	Skilled nursing care facilities	369	499 751	244 119	58 680	30 122
8059	Nursing and personal care facilities, n.e.c.	412	268 246	133 700	31 304	17 256
8049, 807, 8, 9	Other health services	††	††	††	††	1 464	388 972	153 408	35 055	10 383
807	Medical and dental laboratories	††	††	††	††	466	131 822	53 529	12 722	3 640
8071	Medical laboratories	††	††	††	††	196	89 766	35 101	8 360	2 206
8072	Dental laboratories	††	††	††	††	270	42 056	18 428	4 362	1 434
8049, 808, 9	Other health services, n.e.c.	††	††	††	††	998	257 150	99 879	22 333	6 743
8049	Offices of health practitioners, n.e.c.	657	82 127	32 386	7 787	2 217
808	Outpatient care facilities	199	123 121	48 007	10 118	2 265
809	Health and allied services, n.e.c.	142	51 902	19 486	4 428	2 261
81	Legal services	††	††	††	††	4 407	1 038 135	370 059	91 524	19 432

Table 1a. Summary Statistics for Firms Subject to Federal Income Tax for the State: 1982—Con.

[For meaning of abbreviations and symbols, see introductory text. For explanation of terms and comparability of 1977 and 1982 censuses, see appendix A]

SIC code	Kind of business or operation	All establishments				Establishments with payroll				
		Number	Receipts (\$1,000)	Unincorporated businesses or operations		Number	Receipts (\$1,000)	Annual payroll (\$1,000)	First quarter payroll (\$1,000)	Paid employees for pay period including March 12 (number)
				Individual proprietorships (number)	Partnerships (number)					
823, 4, 9	Selected educational services	††	††	††	††	344	83 844	29 280	6 890	2 959
823	Libraries and information centers.....	6	503	152	25	14
824	Correspondence schools and vocational schools.....	143	58 420	20 936	4 974	1 827
8241	Correspondence schools.....	13	(D)	(D)	(D)	(D)
8243	Data processing schools.....	9	(D)	(D)	(D)	(D)
8244	Business and secretarial schools.....	28	18 046	7 895	1 796	718
8249	Vocational schools, except vocational high schools, n.e.c.....	93	21 059	9 237	1 976	833
829	Schools and educational services, n.e.c.....	195	24 921	8 192	1 891	1 118
891	Engineering, architectural, and surveying services	††	††	††	††	1 480	724 340	380 494	94 495	16 546
891 pt.	Architectural services.....	443	164 386	70 551	17 745	3 246
891 pt.	Engineering services.....	829	532 294	293 767	72 361	12 306
891 pt.	Surveying services.....	208	27 660	16 176	4 389	994
893	Accounting, auditing, and bookkeeping services	††	††	††	††	1 926	545 264	232 406	57 444	13 291
83, 892, 9	Social and other services	††	††	††	††	942	120 603	48 943	11 847	6 916
83	Social services.....	813	91 487	38 477	8 999	6 427
835	Child day care services.....	593	43 306	19 538	4 772	4 289
832, 3, 6, 9	Other social services.....	220	48 181	18 939	4 227	2 138
832	Individual and family social services.....	49	5 766	2 092	468	207
833	Job training and vocational rehabilitation services.....	9	8 725	3 857	924	324
836	Residential care.....	135	23 906	9 483	2 106	1 284
839	Social services, n.e.c.....	27	9 784	3 507	729	323
892, 9	Other services.....	129	29 116	10 466	2 848	489
892	Noncommercial educational, scientific, and research organizations.....	14	(D)	(D)	(D)	(D)
899	Services, n.e.c.....	115	(D)	(D)	(D)	(D)

Table 1b. Summary Statistics for Firms Exempt From Federal Income Tax for the State: 1982

[Includes only establishments with payroll. For meaning of abbreviations and symbols, see introductory text. For explanation of terms and comparability of 1977 and 1982 censuses, see appendix A]

SIC code	Kind of business or operation	Establishments (number)	Revenue (\$1,000)	Annual payroll (\$1,000)	First quarter payroll (\$1,000)	Paid employees for pay period including March 12 (number)
	Total	7 129	2 556 834	925 491	213 218	103 488
7011 pt., 7032, 704	Hotels, camps, and membership lodging	281	32 361	9 163	2 051	1 434
7011 pt.	Hotels.....	8	4 099	1 837	452	347
7032	Sporting and recreational camps.....	59	9 449	3 025	501	218
704	Organization hotels and lodging houses, on membership basis.....	214	18 813	4 301	1 098	869
7391, 2, 7	Research, testing, and consulting services	35	16 743	7 276	1 671	450
7391	Research and development laboratories.....	7	(D)	(D)	(D)	(D)
7392	Management, consulting, and public relations services.....	19	5 388	2 225	522	129
7397	Testing laboratories and facilities.....	9	(D)	(D)	(D)	(D)
792, 7997, 7999 pt., 84	Selected amusement, recreation, and related services	553	280 248	114 600	22 895	10 328
792	Producers, orchestras, and entertainers.....	67	60 917	25 962	5 616	2 326
7922	Theatrical producers (except motion picture) and miscellaneous theatrical services.....	33	16 385	5 760	1 215	483
7929	Bands, orchestras, actors, and other entertainers and entertainment groups.....	34	44 532	20 202	4 401	1 843
7999 pt., 84	Museums, art galleries, and botanical and zoological gardens.....	138	67 746	27 213	6 440	2 399
7999 pt.	Commercial museums, art galleries, and botanical and zoological gardens.....	10	12 931	4 590	935	356
84	Noncommercial museums, art galleries, and botanical and zoological gardens.....	128	54 815	22 623	5 505	2 043
8411	Noncommercial museums and art galleries.....	120	50 569	20 977	5 104	1 904
8421	Noncommercial arboreta, botanical and zoological gardens.....	8	4 246	1 646	401	139
7997	Membership sports and recreation clubs.....	305	137 042	59 521	10 625	5 392
7999 pt.	Fairs.....	43	14 543	1 904	214	211
805, 8, 9	Selected health services	557	656 682	245 753	56 756	23 802
805	Nursing and personal care facilities.....	181	290 355	146 433	33 062	16 379
8051	Skilled nursing care facilities.....	87	200 203	98 410	22 250	10 809
8059	Nursing and personal care facilities, n.e.c.....	94	90 152	48 023	10 812	5 570
808	Outpatient care facilities.....	265	308 656	68 223	16 323	4 848
809	Health and allied services, n.e.c.....	111	57 671	31 097	7 371	2 575
81	Legal aid societies and similar legal services	61	14 647	9 218	2 172	589

Table 1b. Summary Statistics for Firms Exempt From Federal Income Tax for the State: 1982—Con.

[Includes only establishments with payroll. For meaning of abbreviations and symbols, see introductory text. For explanation of terms and comparability of 1977 and 1982 censuses, see appendix A]

SIC code	Kind of business or operation	Establishments (number)	Revenue (\$1,000)	Annual payroll (\$1,000)	First quarter payroll (\$1,000)	Paid employees for pay period including March 12 (number)
823, 4, 9	Selected educational services	148	60 411	20 407	4 964	1 871
823	Libraries and information centers	23	(D)	(D)	(D)	(D)
824	Correspondence schools and vocational schools	46	(D)	(D)	(D)	(D)
8241, 9	Correspondence and vocational schools, except vocational high schools, n.e.c.	46	(D)	(D)	(D)	(D)
8243, 4	Data processing, business, and secretarial schools	-	-	-	-	-
829	Schools and educational services, n.e.c.	79	11 386	5 562	1 390	844
83	Social services	2 544	887 757	324 616	76 134	42 095
835	Child day care services	513	51 298	30 407	7 623	4 873
832, 3, 6, 9	Other social services	2 031	836 459	294 209	68 511	37 222
832	Individual and family social services	911	276 205	117 966	28 737	11 920
833	Job training and vocational rehabilitation services	204	84 121	48 069	10 055	11 933
836	Residential care	350	138 086	63 395	14 713	6 937
839	Social services, n.e.c.	566	338 047	64 779	15 006	6 432
861, 2, 4, 9	Selected membership organizations	2 891	591 393	187 244	44 665	22 462
861	Business associations	401	107 303	34 547	8 247	2 218
864	Civic, social, and fraternal associations	1 889	259 396	88 074	21 018	14 046
862, 9	Other membership organizations	601	224 694	64 623	15 400	6 198
862	Professional membership organizations	242	77 015	22 674	5 281	1 549
869	Membership organizations, n.e.c.	359	147 679	41 949	10 119	4 649
892	Noncommercial educational, scientific, and research organizations	59	16 592	7 214	1 910	457

Table 2a. Comparative Statistics for Firms Subject to Federal Income Tax for the State: 1982 and 1977

[For meaning of abbreviations and symbols, see introductory text. For explanation of terms and comparability of 1977 and 1982 censuses, see appendix A]

SIC code	Kind of business or operation	All establishments					Establishments with payroll					
				Receipts			Receipts			Annual payroll		
		1982 (number)	1977 (number)	1982 (\$1,000)	1977 (\$1,000)	Percent change 1977 to 1982	1982 (\$1,000)	1977 (\$1,000)	Percent change 1977 to 1982	1982 (\$1,000)	1977 (\$1,000)	Percent change 1977 to 1982
	Total	††	115 781	††	10 154 708	(NA)	15 514 605	9 238 177	67.9	6 091 070	3 408 041	78.7
70	Hotels, motels, and other lodging places	††	2 198	††	512 541	(NA)	697 620	494 691	41.0	201 639	140 675	43.3
7011	Hotels, motor hotels, and motels	††	1 296	††	482 715	(NA)	676 833	476 325	42.1	196 797	135 938	44.8
7011 pt.	Hotels	††	276	††	196 196	(NA)	383 759	195 313	96.5	121 649	60 620	100.7
7011 pt.	Hotels, 25 guestrooms or more	**	**	**	**	**	380 173	192 080	97.9	120 867	59 395	103.5
7011 pt.	Hotels, less than 25 guestrooms	**	**	**	**	**	3 586	3 233	10.9	782	729	7.3
7011 pt.	Motels, motor hotels, and tourist courts	††	1 020	††	286 519	(NA)	293 074	281 012	4.3	75 148	75 318	-2
7011 pt.	Motels, tourist courts	**	**	**	**	**	249 099	232 514	7.1	62 266	60 196	3.4
7011 pt.	Motor hotels	**	**	**	**	**	43 975	48 498	-9.3	12 882	15 122	-14.8
702, 3, 4	Other lodging places	††	(NC)	††	(NC)	(X)	20 787	(NC)	(X)	4 842	(NC)	(X)
703	Trailer parks and camps	††	617	††	20 282	(NA)	14 514	10 937	32.7	2 675	2 247	19.0
702, 4	Rooming, boarding, and membership lodging	††	(NC)	††	(NC)	(X)	6 273	(NC)	(X)	2 167	(NC)	(X)
72	Personal services	††	22 489	††	935 942	(NA)	1 095 792	799 661	37.0	387 947	284 154	36.5
721	Laundry, cleaning, and garment services	††	3 130	††	332 819	(NA)	390 903	316 755	23.4	137 694	114 765	20.0
7215	Coin-operated laundries and dry cleaning	††	1 051	††	55 068	(NA)	60 227	46 574	29.3	12 068	9 771	23.5
721 ex. 7215	Other laundry, cleaning, and garment services	††	2 079	††	277 751	(NA)	330 676	270 181	22.4	125 626	104 994	19.7
7211	Power laundries, family and commercial*	**	**	**	**	**	22 821	27 303	-16.4	10 378	13 214	-21.5
7216	Dry-cleaning plants, except rug cleaning*	**	**	**	**	**	120 840	89 060	35.7	45 994	33 791	36.1
Other 721	Laundry and cleaning services, n.e.c.*	**	**	**	**	**	187 015	153 818	21.6	69 254	57 989	19.4
7212	Garment pressing and agents for laundries and dry cleaners	**	**	**	**	**	5 500	5 623	-2.2	1 512	1 792	-15.6
7213	Linen supply*	**	**	**	**	**	33 138	40 329	-17.8	14 374	17 097	-15.9
7217	Carpet and upholstery cleaning	**	**	**	**	**	24 769	18 234	35.8	8 304	6 223	33.4
7218	Industrial laundries*	**	**	**	**	**	111 712	80 271	39.2	40 537	29 122	39.2
7214, 9	Other laundry, garment services, including diaper*	**	**	**	**	**	11 896	9 361	27.1	4 527	3 755	20.6
722	Photographic studios, portrait	††	1 570	††	72 296	(NA)	83 146	58 947	41.1	23 766	16 366	45.2
723, 4	Beauty and barber shops	††	13 119	††	263 718	(NA)	270 965	185 067	46.4	129 579	89 822	44.3
723	Beauty shops	††	9 507	††	208 395	(NA)	253 389	165 904	52.7	121 832	82 160	48.3
724	Barber shops	††	3 612	††	55 323	(NA)	17 576	19 163	-8.3	7 747	7 662	1.1
725	Shoe repair, shoe shine, and hat-cleaning shops	††	331	††	8 486	(NA)	7 039	5 608	25.5	2 235	1 662	34.5
726	Funeral service and crematories	††	1 130	††	171 077	(NA)	222 993	163 404	36.5	55 557	39 757	39.7
729	Miscellaneous personal services	††	3 209	††	87 546	(NA)	120 746	69 880	72.8	39 116	21 782	79.6

Table 2a. Comparative Statistics for Firms Subject to Federal Income Tax for the State: 1982 and 1977—Con.

[For meaning of abbreviations and symbols, see introductory text. For explanation of terms and comparability of 1977 and 1982 censuses, see appendix A]

SIC code	Kind of business or operation	All establishments					Establishments with payroll					
				Receipts			Receipts			Annual payroll		
		1982 (number)	1977 (number)	1982 (\$1,000)	1977 (\$1,000)	Percent change 1977 to 1982	1982 (\$1,000)	1977 (\$1,000)	Percent change 1977 to 1982	1982 (\$1,000)	1977 (\$1,000)	Percent change 1977 to 1982
73	Business services	††	17 236	††	1 895 210	(NA)	3 680 412	1 739 415	111.6	1 498 766	762 806	96.5
731	Advertising	††	1 412	††	152 167	(NA)	262 972	128 919	104.0	101 013	58 885	71.5
7311	Advertising agencies	**	**	**	**	**	162 509	92 801	75.1	77 930	48 040	62.2
7312	Outdoor advertising services	**	**	**	**	**	41 014	20 527	99.8	8 450	5 517	53.2
7313	Radio, TV, publishers' advertising representatives	**	**	**	**	**	26 531	6 482	309.3	6 791	2 280	197.9
7319	Advertising, n.e.c.	**	**	**	**	**	32 918	9 109	261.4	7 842	3 048	157.3
734	Services to dwellings and other buildings ..	††	2 968	††	173 158	(NA)	257 246	157 251	63.6	138 228	85 467	61.7
7341	Window cleaning	**	**	**	**	**	6 113	5 712	7.0	2 548	2 973	-14.3
7342	Disinfecting and exterminating services ..	**	**	**	**	**	40 157	24 030	67.1	16 928	10 248	65.2
7349	Cleaning and maintenance services, n.e.c.	**	**	**	**	**	210 976	127 509	65.5	118 752	72 246	64.4
737	Computer and data processing services ...	††	584	††	213 796	(NA)	594 980	211 049	181.9	227 825	85 052	167.9
7372	Computer programming and other software services	**	**	**	**	**	203 304	40 840	397.8	96 847	21 012	360.9
7374	Data processing services	**	**	**	**	**	291 274	147 140	98.0	99 693	54 431	83.2
7379	Computer related services, n.e.c.	**	**	**	**	**	100 402	23 069	335.2	31 285	9 609	225.6
7392	Management, consulting, and public relations services	††	4 750	††	301 699	(NA)	609 555	247 758	146.0	231 843	104 796	121.2
7394	Equipment rental and leasing services	††	1 076	††	160 356	(NA)	294 489	145 365	102.6	65 390	36 646	78.4
Other 73	Other business services	††	6 446	††	894 034	(NA)	1 661 170	849 073	95.6	734 467	391 960	87.4
732	Credit reporting, collection agencies	**	**	**	**	**	109 392	63 356	72.7	37 644	26 433	42.4
7331	Direct mail advertising services	**	**	**	**	**	48 698	29 849	63.1	15 155	7 970	90.2
7332	Blueprinting and photocopying services ..	**	**	**	**	**	28 435	11 028	157.8	8 010	3 521	127.5
7333	Commercial photography, art, and graphics	**	**	**	**	**	110 070	67 354	63.4	40 733	24 782	64.4
7339	Stenographic services; and reproduction services, n.e.c.	**	**	**	**	**	34 494	12 901	167.4	12 352	5 559	122.2
736	Personnel supply services	**	**	**	**	**	310 136	168 294	84.3	202 183	115 748	74.7
7361	Employment agencies	**	**	**	**	**	73 656	38 547	91.1	37 278	19 576	90.4
7362	Help supply services	**	**	**	**	**	224 933	121 456	85.2	158 978	91 056	74.6
7369	Facilities management services	**	**	**	**	**	11 547	8 291	39.3	5 927	5 116	15.9
7391	Research and development laboratories ..	**	**	**	**	**	256 381	50 019	412.6	111 424	19 172	481.2
7397	Testing laboratories and facilities	**	**	**	**	**	65 657	33 651	95.1	28 824	15 465	86.4
7393	Detective agencies and protective services	**	**	**	**	**	230 078	124 680	84.5	129 439	75 386	71.7
7395	Photofinishing laboratories*	**	**	**	**	**	102 372	61 145	67.4	27 070	18 741	44.4
7399 pt.	Sign painting shops	**	**	**	**	**	9 356	5 960	57.0	2 689	2 173	23.7
7399 pt.	Interior designing	**	**	**	**	**	21 406	14 202	50.7	5 128	4 448	15.3
7399 pt.	Telephone answering services	**	**	**	**	**	20 435	13 447	52.0	8 668	6 150	40.9
735, 7396, 7399 pt.	Other business services, n.e.c.	**	**	**	**	**	314 260	193 187	62.7	105 148	66 412	58.3
75	Automotive repair, services, and garages ..	††	8 811	††	1 069 960	(NA)	1 330 697	994 025	33.9	306 013	218 668	39.9
751	Automotive rental and leasing, without drivers	††	665	††	392 680	(NA)	494 468	386 251	28.0	67 706	51 895	30.5
752	Automobile parking	††	505	††	46 289	(NA)	54 078	45 477	18.9	11 413	9 451	20.8
7523	Parking lots	**	**	**	**	**	30 521	27 233	12.1	6 045	5 790	4.4
7525	Parking structures	**	**	**	**	**	23 557	18 244	29.1	5 368	3 661	46.6
753	Automotive repair shops	††	6 374	††	553 049	(NA)	698 742	497 407	40.5	200 195	137 540	45.6
7538	General automotive repair shops	††	3 108	††	211 289	(NA)	242 725	177 073	37.1	67 618	47 226	43.2
7538 pt.	General automotive repair shops, except diesel	**	**	**	**	**	200 504	149 536	34.1	55 120	38 871	41.8
7538 pt.	Diesel repair shops	**	**	**	**	**	42 221	27 537	53.3	12 498	8 355	49.6
7531	Top and body repair shops	††	2 015	††	139 192	(NA)	191 791	123 071	55.8	58 086	37 215	56.1
7534, 5, 9	Other automotive repair shops	††	1 251	††	202 568	(NA)	264 226	197 263	33.9	74 491	53 099	40.3
7534	Tire retreading and repair shops	**	**	**	**	**	41 451	41 062	.9	11 579	8 643	34.0
7535	Paint shops	**	**	**	**	**	23 728	20 388	16.4	7 938	6 701	18.5
7539 pt.	Auto electrical and fuel system services	**	**	**	**	**	17 923	13 565	32.1	4 881	3 574	36.6
7539 pt.	Radiator repair	**	**	**	**	**	18 438	10 604	73.9	4 856	3 016	61.0
7539 pt.	Glass replacement and repair	**	**	**	**	**	28 373	24 421	16.2	7 950	7 505	5.9
7539 pt.	Brake, front end, and wheel alignment ..	**	**	**	**	**	25 864	22 510	14.9	7 776	6 313	23.2
7539 pt.	Exhaust system services (muffler shops)	**	**	**	**	**	51 088	31 088	64.3	11 989	7 700	55.7
7539 pt.	Transmission repair shops	**	**	**	**	**	48 979	28 974	69.0	15 131	8 452	79.0
7539 pt.	Other automotive repair shops, n.e.c.	**	**	**	**	**	8 382	4 651	80.2	2 391	1 195	100.1
754	Automotive services, except repair	††	1 267	††	77 942	(NA)	83 409	64 890	28.5	26 699	19 782	35.0
7542	Car washes	**	**	**	**	**	42 708	37 731	13.2	13 638	10 327	32.1
7549	Other automotive services	**	**	**	**	**	40 701	27 159	49.9	13 061	9 455	38.1
76	Miscellaneous repair services	††	7 166	††	506 040	(NA)	698 466	447 610	56.0	221 484	147 047	50.6
762	Electrical and electronic repair shops	††	2 398	††	154 048	(NA)	175 236	132 001	32.8	59 911	46 037	30.1
7622	Radio and TV repair shops	††	1 594	††	73 934	(NA)	62 383	58 473	6.7	19 279	17 776	8.5
7623, 9	Other electrical and electronic repair shops	††	804	††	80 114	(NA)	112 853	73 528	53.5	40 632	28 261	43.8
7623	Refrigeration and air-conditioning repair shops	**	**	**	**	**	30 457	22 223	37.1	9 879	7 333	34.7
7629	Electrical and electronic repair shops, n.e.c.	**	**	**	**	**	82 396	51 305	60.6	30 753	20 928	46.9
764	Reupholstery and furniture repair	††	1 191	††	30 172	(NA)	19 473	20 596	-5.5	6 771	6 702	1.0

Table 2a. Comparative Statistics for Firms Subject to Federal Income Tax for the State: 1982 and 1977—Con.

[For meaning of abbreviations and symbols, see introductory text. For explanation of terms and comparability of 1977 and 1982 censuses, see appendix A]

SIC code	Kind of business or operation	All establishments					Establishments with payroll					
		1982 (number)	1977 (number)	Receipts			Receipts			Annual payroll		
				1982 (\$1,000)	1977 (\$1,000)	Percent change 1977 to 1982	1982 (\$1,000)	1977 (\$1,000)	Percent change 1977 to 1982	1982 (\$1,000)	1977 (\$1,000)	Percent change 1977 to 1982
76	Miscellaneous repair services—Con.											
763, 9	Other repair shops and related services	††	3 577	††	321 820	(NA)	503 757	295 013	70.8	154 802	94 308	64.1
763	Watch, clock, and jewelry repair	††	..	††	8 495	7 860	10.9	2 682	2 360	13.6
769	Miscellaneous repair and related services	495 262	287 353	72.4	152 120	91 948	65.4
7692	Welding repair	42 056	37 487	12.2	14 148	12 824	10.3
7694	Armature rewinding shops	180 735	93 228	93.9	52 223	29 713	75.8
7699	Repair shops and related services, n.e.c.	272 471	156 638	73.9	85 749	49 411	73.5
78, 79	Amusement and recreation services, including motion pictures	††	8 067	††	851 483	(NA)	1 101 932	796 243	38.4	298 311	202 318	47.4
781, 2	Motion picture production, distribution, and services	††	156	††	121 286	(NA)	207 771	119 955	73.2	38 826	22 758	70.6
783	Motion picture theaters	††	500	††	96 372	(NA)	122 513	95 572	28.2	19 940	18 200	9.6
7832	Motion picture theaters, except drive-in	105 129	73 699	42.6	16 300	13 643	19.5
7833	Drive-in motion picture theaters	17 384	21 873	-20.5	3 640	4 557	-20.1
792	Producers, orchestras, and entertainers	††	2 574	††	55 129	(NA)	29 287	35 327	-17.1	7 828	8 897	-12.0
7922	Theatrical producers (except motion picture) and miscellaneous theatrical services	17 256	(D)	(D)	4 962	(D)	(D)
7929	Bands, orchestras, actors, and other entertainers and entertainment groups	12 031	(D)	(D)	2 866	(D)	(D)
793	Bowling alleys and billiards and pool establishments	††	683	††	129 626	(NA)	155 048	126 703	22.4	45 703	37 261	22.7
7932	Billiard and pool establishments	††	131	††	4 375	(NA)	2 113	3 271	-35.4	664	912	-27.2
7933	Bowling alleys	††	552	††	125 251	(NA)	152 935	123 432	23.9	45 039	36 349	23.9
79 ex. 792, 3	Commercial sports and other amusement and recreation services	††	4 154	††	449 070	(NA)	587 313	418 686	40.3	186 014	115 202	61.5
794	Commercial sports	††	..	††	..	(NA)	134 304	143 940	-6.7	60 693	41 928	44.8
7941	Professional sports clubs, managers, promoters	††	..	††	..	(NA)	46 614	61 833	-24.6	41 818	25 295	65.3
7948	Racing, including track operation	††	..	††	..	(NA)	87 690	82 107	6.8	18 875	16 633	13.5
79 ex. 792, 3, 4	Other amusement and recreation services	††	..	††	..	(NA)	453 009	274 746	64.9	125 321	73 274	71.0
791	Dance halls, studios, and schools	10 389	7 502	38.5	3 206	2 659	20.6
7992	Public golf courses	47 282	32 368	46.1	12 358	9 394	31.6
7993	Coin-operated amusement device operators	69 897	26 582	162.9	15 519	6 292	146.6
7996	Amusement parks	136 407	98 008	39.2	37 966	25 180	50.8
7997	Membership sports and recreation clubs	101 072	52 836	91.3	31 513	16 549	90.4
7999	Amusement and recreation services, n.e.c.	87 962	57 450	53.1	24 759	13 200	87.6
7999 pt.	Concession operators of amusement devices, rides	8 365	10 075	-17.0	1 810	1 729	4.7
7999 pt.	Carnivals, circuses, and fairs	5 581	5 868	-4.9	1 198	919	30.4
7999 pt.	Other commercial recreation and amusements	74 016	41 507	78.3	21 751	10 552	106.1
80, ex. 806	Health services, except hospitals	††	19 953	††	2 515 817	(NA)	4 397 500	2 373 020	85.3	2 115 728	1 043 746	102.7
801	Offices of physicians	††	8 563	††	1 319 240	(NA)	2 257 209	1 249 147	80.7	1 209 846	595 435	103.2
802	Offices of dentists	††	4 365	††	434 138	(NA)	681 622	415 389	64.1	262 724	143 634	82.9
803	Offices of osteopathic physicians	††	527	††	86 912	(NA)	137 293	85 531	60.5	69 749	38 969	79.0
8041	Offices of chiropractors	††	510	††	26 636	(NA)	52 816	21 304	147.9	14 937	3 988	274.5
8042	Offices of optometrists	††	876	††	85 624	(NA)	111 591	76 440	46.0	27 245	15 415	76.7
805	Nursing and personal care facilities	††	1 882	††	358 303	(NA)	767 997	349 850	119.5	377 819	170 825	121.2
8049, 807, 8, 9	Other health services	††	3 230	††	204 964	(NA)	388 972	175 359	121.8	153 408	75 480	103.2
807	Medical and dental laboratories	††	607	††	85 327	(NA)	131 822	81 713	61.3	53 529	34 761	54.0
8071	Medical laboratories	††	248	††	52 037	(NA)	89 766	51 280	75.1	35 101	21 849	60.7
8072	Dental laboratories	††	359	††	33 290	(NA)	42 056	30 433	38.2	18 428	12 912	42.7
8049, 808, 9	Other health services, n.e.c.	††	2 623	††	119 637	(NA)	257 150	93 646	174.6	99 879	40 719	145.3
81	Legal services	††	7 969	††	733 045	(NA)	1 038 135	644 907	61.0	370 059	187 501	97.4
823, 4, 9	Selected educational services	††	3 285	††	70 628	(NA)	83 844	53 055	58.0	29 280	18 706	56.5
823	Libraries and information centers	503	154	226.6	152	45	237.8
824	Correspondence schools and vocational schools	58 420	32 229	81.3	20 936	12 302	70.2
829	Schools and educational services, n.e.c.	24 921	20 672	20.6	8 192	6 359	28.8
891	Engineering, architectural, and surveying services	††	2 885	††	495 873	(NA)	724 340	470 424	54.0	380 494	227 060	67.6
891 pt.	Architectural services	164 386	106 868	53.8	70 551	40 652	73.5
891 pt.	Engineering services	532 294	336 835	58.0	293 767	173 409	69.4
891 pt.	Surveying services	27 660	26 721	3.5	16 176	12 999	24.4
893	Accounting, auditing, and bookkeeping services	††	4 975	††	342 822	(NA)	545 264	318 300	71.3	235 406	129 445	79.5
83, 892, 9	Social and other services	††	10 747	††	189 205	(NA)	120 603	70 684	70.6	48 943	32 700	49.7
83	Social services	91 487	60 153	52.1	38 477	28 107	36.9
835	Child day care services	43 306	26 689	62.3	19 538	12 256	59.4
832, 3, 6, 9	Other social services	48 181	33 464	44.0	18 939	15 851	19.5
892, 9	Other services	29 116	10 531	176.5	10 466	4 593	127.9

Table 2b. Comparative Statistics for Firms Exempt From Federal Income Tax for the State: 1982 and 1977

[Includes only establishments with payroll. For meaning of abbreviations and symbols, see introductory text. For explanation of terms and comparability of 1977 and 1982 censuses, see appendix A]

SIC code	Kind of business or operation	Establishments		Expenses			Annual payroll		
		1982 (number)	1977 (number)	1982 (\$1,000)	1977 (\$1,000)	Percent change 1977 to 1982	1982 (\$1,000)	1977 (\$1,000)	Percent change 1977 to 1982
	Total	7 129	(NC)	2 242 688	(NC)	(X)	925 491	(NC)	(X)
7011 pt., 7032, 704	Hotels, camps, and membership lodging	281	(NC)	30 681	(NC)	(X)	9 163	(NC)	(X)
7391, 2, 7	Research, testing, and consulting services	35	(NC)	14 332	(NC)	(X)	7 276	(NC)	(X)
792, 7997, 7999 pt., 84	Selected amusement, recreation, and related services	553	(NC)	269 396	(NC)	(X)	114 600	(NC)	(X)
805, 8, 9	Selected health services	557	476	637 655	278 356	129.1	245 753	124 188	97.9
805	Nursing and personal care facilities	181	126	281 085	123 776	127.1	146 433	65 094	125.0
808	Outpatient care facilities	265	273	302 100	125 855	140.0	68 223	42 260	61.4
809	Health and allied services, n.e.c.	111	77	54 470	28 725	89.6	31 097	16 834	84.7
81	Legal aid societies and similar legal services	61	39	13 705	9 089	50.8	9 218	6 288	46.6
823, 4, 9	Selected educational services	148	163	59 044	33 406	76.7	20 407	11 801	72.9
83	Social services	2 544	1 914	688 043	373 469	84.2	324 616	189 225	71.6
835	Child day care services	513	411	50 608	28 358	78.5	30 407	16 566	83.6
832, 3, 6, 9	Other social services	2 031	1 503	637 435	345 111	84.7	294 209	172 659	70.4
861, 2, 4, 9	Selected membership organizations	2 891	2 855	513 895	344 944	49.0	187 244	124 658	50.2
861	Business associations	401	421	95 739	68 201	40.4	34 547	23 898	44.6
864	Civic, social, and fraternal associations	1 889	1 893	233 263	165 544	40.9	88 074	62 433	41.1
862, 9	Other membership organizations	601	541	184 893	111 199	66.3	64 623	38 327	68.6
892	Noncommercial educational, scientific, and research organizations	59	64	15 937	16 484	-3.3	7 214	6 915	4.3

Table 3a. Selected Ratios for Firms Subject to Federal Income Tax for the State: 1982

[For meaning of abbreviations and symbols, see introductory text. For explanation of terms and comparability of 1977 and 1982 censuses, see appendix A]

SIC code	Kind of business or operation	All establishments—Receipts per establishment (dollars)	Establishments with payroll				Establishments without payroll—Receipts per establishment (dollars)
			Receipts		Annual payroll per employee ¹ (dollars)	Employees per establishment ¹ (number)	
			Per establishment (dollars)	Per employee ¹ (dollars)			
	Total	††	297 831	34 412	13 510	9	††
70	Hotels, motels, and other lodging places	††	658 754	23 981	6 932	27	††
7011	Hotels, motor hotels, and motels	††	777 969	23 759	6 908	33	††
7011 pt.	Hotels	††	1 705 596	22 704	7 197	75	††
7011 pt.	Hotels, 25 guestrooms or more	††	2 249 544	22 735	7 228	99	††
7011 pt.	Hotels, less than 25 guestrooms	**	64 036	19 812	4 320	3	**
7011 pt.	Motels, motor hotels, and tourist courts	††	454 378	25 300	6 487	18	††
7011 pt.	Motels, tourist courts	**	424 359	25 744	6 435	16	**
7011 pt.	Motor hotels	**	758 190	23 048	6 752	33	**
702, 3, 4	Other lodging places	††	109 984	34 473	8 030	3	††
703	Trailer parks and camps	††	100 097	50 926	9 386	2	††
702, 4	Rooming, boarding, and membership lodging	††	142 568	19 726	6 814	7	††
72	Personal services	††	135 853	22 752	8 055	6	††
721	Laundry, cleaning, and garment services	††	195 256	24 621	8 673	8	††
7215	Coin-operated laundries and dry cleaning	††	114 066	30 311	6 073	4	††
721 ex. 7215	Other laundry, cleaning, and garment services	††	224 339	23 807	9 044	9	††
7211	Power laundries, family and commercial*	**	304 280	17 341	7 886	18	**
7216	Dry-cleaning plants, except rug cleaning*	**	134 118	18 426	7 013	7	**
Other 721	Laundry and cleaning services, n.e.c.*	**	375 532	31 086	11 512	12	**
7212	Garment pressing and agents for laundries and dry cleaners	**	65 476	24 229	6 661	3	**
7213	Linens supply*	**	872 053	27 432	11 899	32	**
7217	Carpet and upholstery cleaning	**	107 225	27 430	9 196	4	**
7218	Industrial launderers*	**	1 469 895	35 008	12 704	42	**
7214, 9	Other laundry, garment services, including diaper*	**	172 406	24 427	9 296	7	**
722	Photographic studios, portrait	††	209 436	28 612	8 178	7	††
723, 4	Beauty and barber shops	††	72 334	15 606	7 463	5	††
723	Beauty shops	††	73 467	15 330	7 371	5	††
724	Barber shops	††	59 178	21 074	9 289	3	††
725	Shoe repair, shoe shine, and hat-cleaning shops	††	62 292	24 698	7 842	3	††
726	Funeral service and crematories	††	243 975	49 042	12 218	5	††
729	Miscellaneous personal services	††	135 063	16 808	5 445	8	††

See footnotes at end of table.

Table 3a. Selected Ratios for Firms Subject to Federal Income Tax for the State: 1982—Con.

[For meaning of abbreviations and symbols, see introductory text. For explanation of terms and comparability of 1977 and 1982 censuses, see appendix A]

SIC code	Kind of business or operation	All establishments— Receipts per establishment (dollars)	Establishments with payroll				Establishments without payroll— Receipts per establishment (dollars)
			Receipts		Annual payroll per employee ¹ (dollars)	Employees per establishment ¹ (number)	
			Per establishment (dollars)	Per employee ¹ (dollars)			
73	Business services	††	464 581	29 567	12 041	16	††
731	Advertising	††	492 457	51 302	19 706	10	††
7311	Advertising agencies	**	397 333	45 217	21 683	9	**
7312	Outdoor advertising services	**	872 638	85 983	17 715	10	**
7313	Radio, TV, publishers' advertising representatives	**	803 970	68 556	17 548	12	**
7319	Advertising, n.e.c.	**	731 511	49 278	11 740	15	**
734	Services to dwellings and other buildings	††	201 920	11 080	5 954	18	††
7341	Window cleaning	**	95 516	22 310	9 299	4	**
7342	Disinfecting and exterminating services	**	205 933	30 795	12 982	7	**
7349	Cleaning and maintenance services, n.e.c.	**	207 858	9 750	5 488	21	**
737	Computer and data processing services	††	864 797	51 959	19 896	17	††
7372	Computer programming and other software services	**	705 917	46 226	22 021	15	**
7374	Data processing services	**	1 063 044	51 617	17 667	21	**
7379	Computer related services, n.e.c.	**	796 841	71 207	22 188	11	**
7392	Management, consulting, and public relations services	††	455 232	44 903	17 079	10	††
7394	Equipment rental and leasing services	††	504 262	70 083	15 562	7	††
Other 73	Other business services	††	474 214	24 829	10 978	19	††
732	Credit reporting, collection agencies	**	406 662	34 519	11 879	12	**
7331	Direct mail advertising services	**	685 887	37 089	11 542	18	**
7332	Blueprinting and photocopying services	**	243 034	39 167	11 033	6	**
7333	Commercial photography, art, and graphics	**	287 389	50 398	18 651	6	**
7339	Stenographic services; and reproduction services, n.e.c.	**	188 492	35 598	12 747	5	**
736	Personnel supply services	**	443 685	13 221	8 619	34	**
7361	Employment agencies	**	180 529	21 276	10 768	8	**
7362	Help supply services	**	797 635	11 462	8 101	70	**
7369	Facilities management services	**	1 283 000	31 208	16 019	41	**
7391	Research and development laboratories	**	2 756 785	50 399	21 904	55	**
7397	Testing laboratories and facilities	**	669 969	45 818	20 114	15	**
7393	Detective agencies and protective services	**	565 302	14 729	8 286	38	**
7395	Photofinishing laboratories*	**	882 517	36 123	9 552	24	**
7399 pt.	Sign painting shops	**	139 642	38 344	11 020	4	**
7399 pt.	Interior designing	**	205 827	48 761	11 681	4	**
7399 pt.	Telephone answering services	**	180 841	17 332	7 352	10	**
735, 7396, 7399 pt.	Other business services, n.e.c.	**	401 354	38 097	12 747	11	**
75	Automotive repair, services, and garages	††	264 080	53 260	12 248	5	††
751	Automotive rental and leasing, without drivers	††	1 070 277	107 353	14 700	10	††
752	Automobile parking	††	114 815	32 440	6 846	4	††
7523	Parking lots	**	78 866	30 986	6 137	3	**
7525	Parking structures	**	280 440	34 541	7 871	8	**
753	Automotive repair shops	††	198 450	47 631	13 647	4	††
7538	General automotive repair shops	††	179 663	46 669	13 001	4	††
7538 pt.	General automotive repair shops, except diesel	**	161 697	45 809	12 593	4	**
7538 pt.	Diesel repair shops	**	380 369	51 239	15 167	7	**
7531	Top and body repair shops	††	172 785	44 603	13 508	4	††
7534, 5, 9	Other automotive repair shops	††	249 270	51 117	14 411	5	††
7534	Tire retreading and repair shops	**	518 138	57 253	15 993	9	**
7535	Paint shops	**	186 835	35 521	11 883	5	**
7539 pt.	Auto electrical and fuel system services	**	303 780	54 148	14 746	6	**
7539 pt.	Radiator repair	**	167 618	51 647	13 602	3	**
7539 pt.	Glass replacement and repair	**	265 168	55 852	15 650	5	**
7539 pt.	Brake, front end, and wheel alignment	**	224 904	49 171	14 783	5	**
7539 pt.	Exhaust system services (muffler shops)	**	261 990	62 839	14 747	4	**
7539 pt.	Transmission repair shops	**	226 755	46 647	14 410	5	**
7539 pt.	Other automotive repair shops, n.e.c.	**	164 353	43 656	12 453	4	**
754	Automotive services, except repair	††	142 579	20 636	6 605	7	††
7542	Car washes	**	119 966	15 429	4 927	8	**
7549	Other automotive services	**	177 734	31 947	10 252	6	**
76	Miscellaneous repair services	††	301 583	48 731	15 453	6	††
762	Electrical and electronic repair shops	††	260 380	47 119	16 109	6	††
7622	Radio and TV repair shops	††	222 796	44 559	13 771	5	††
7623, 9	Other electrical and electronic repair shops	††	287 158	48 665	17 521	6	††
7623	Refrigeration and air-conditioning repair shops	**	282 009	56 506	18 328	5	**
7629	Electrical and electronic repair shops, n.e.c.	**	289 109	46 290	17 277	6	**
764	Reupholstery and furniture repair	††	82 864	25 322	8 805	3	††
763, 9	Other repair shops and related services	††	357 782	51 169	15 724	7	††
763	Watch, clock, and jewelry repair	**	93 352	28 036	8 851	3	**
769	Miscellaneous repair and related services	**	376 053	51 903	15 942	7	**
7692	Welding repair	**	219 042	42 653	14 349	5	**
7694	Armature rewinding shops	**	1 411 992	68 878	19 902	21	**
7699	Repair shops and related services, n.e.c.	**	273 291	45 932	14 455	6	**
78, 79	Amusement and recreation services, including motion pictures	††	380 108	34 886	9 444	11	††
781, 2	Motion picture production, distribution, and services	††	1 888 827	60 966	11 393	31	††
783	Motion picture theaters	††	293 093	33 049	5 379	9	††
7832	Motion picture theaters, except drive-in	**	383 682	32 771	5 081	12	**
7833	Drive-in motion picture theaters	**	120 722	34 838	7 295	3	**
792	Producers, orchestras, and entertainers	††	228 805	37 166	9 934	6	††
7922	Theatrical producers (except motion picture) and miscellaneous theatrical services	**	375 130	35 875	10 316	10	**
7929	Bands, orchestras, actors, and other entertainers and entertainment groups	**	146 720	39 189	9 336	4	**

See footnotes at end of table.

Table 3a. Selected Ratios for Firms Subject to Federal Income Tax for the State: 1982—Con.

[For meaning of abbreviations and symbols, see introductory text. For explanation of terms and comparability of 1977 and 1982 censuses, see appendix A]

SIC code	Kind of business or operation	All establishments— Receipts per establishment (dollars)	Establishments with payroll				Establishments without payroll— Receipts per establishment (dollars)
			Receipts		Annual payroll per employee ¹ (dollars)	Employees per establishment ¹ (number)	
			Per establishment (dollars)	Per employee ¹ (dollars)			
78, 79	Amusement and recreation services, including motion pictures— Con.						
793	Bowling alleys and billiards and pool establishments	††	308 247	20 342	5 996	15	††
7932	Billiard and pool establishments	††	68 161	21 343	6 707	3	††
7933	Bowling alleys	††	324 015	20 329	5 987	16	††
79 ex. 792, 3	Commercial sports and other amusement and recreation services ..	††	337 536	36 565	11 581	9	††
794	Commercial sports	††	1 091 902	33 669	15 215	32	††
7941	Professional sports clubs, managers, promoters	††	2 219 714	25 170	22 580	88	††
7948	Racing, including track operation	††	859 706	41 034	8 832	21	††
79 ex. 792, 3, 4	Other amusement and recreation services	††	280 154	37 522	10 380	7	††
791	Dance halls, studios, and schools	**	67 026	12 890	3 978	5	**
792	Public golf courses	**	190 653	48 198	12 597	4	**
793	Coin-operated amusement device operators	**	328 155	50 724	11 262	6	**
796	Amusement parks	**	8 525 438	117 188	32 617	73	**
797	Membership sports and recreation clubs	**	280 756	24 785	7 728	11	**
7999	Amusement and recreation services, n.e.c.	**	140 739	23 994	6 754	6	**
7999 pt.	Concession operators of amusement devices, rides	**	209 125	61 963	13 407	3	**
7999 pt.	Carnivals, circuses, and fairs	**	223 240	88 587	19 016	3	**
7999 pt.	Other commercial recreation and amusements	**	132 171	21 343	6 272	6	**
80, ex. 806	Health services, except hospitals	††	280 238	36 932	17 769	8	††
801	Offices of physicians	††	302 453	61 924	33 191	5	††
802	Offices of dentists	††	161 944	36 942	14 239	4	††
803	Offices of osteopathic physicians	††	242 567	49 033	24 910	5	††
8041	Offices of chiropractors	††	124 273	41 489	11 734	3	††
8042	Offices of optometrists	††	142 335	47 811	11 673	3	††
805	Nursing and personal care facilities	††	983 351	16 210	7 975	61	††
8049, 807, 8, 9	Other health services	††	265 691	37 462	14 775	7	††
807	Medical and dental laboratories	††	282 880	36 215	14 706	8	††
8071	Medical laboratories	††	457 990	40 692	15 912	11	††
8072	Dental laboratories	††	155 763	29 328	12 851	5	††
8049, 808, 9	Other health services, n.e.c.	††	257 665	38 136	14 812	7	††
81	Legal services	††	235 565	53 424	19 044	4	††
823, 4, 9	Selected educational services	††	243 733	28 335	9 895	9	††
823	Libraries and information centers	**	83 833	35 929	10 857	2	**
824	Correspondence schools and vocational schools	**	408 531	31 976	11 459	13	**
829	Schools and educational services, n.e.c.	**	127 800	22 291	7 327	6	**
891	Engineering, architectural, and surveying services	††	489 419	43 777	22 996	11	††
891 pt.	Architectural services	**	371 074	50 643	21 735	7	**
891 pt.	Engineering services	**	642 092	43 255	23 872	15	**
891 pt.	Surveying services	**	132 981	27 827	16 274	5	**
893	Accounting, auditing, and bookkeeping services	††	283 107	41 025	17 486	7	††
83, 892, 9	Social and other services	††	128 029	17 438	7 077	7	††
83	Social services	**	112 530	14 235	5 987	8	**
835	Child day care services	**	73 029	10 097	4 555	7	**
832, 3, 6, 9	Other social services	**	219 005	22 536	8 858	10	**
892, 9	Other services	**	225 705	59 542	21 403	4	**

¹Based on number of employees for pay period including March 12.

Table 3b. Selected Ratios for Firms Exempt From Federal Income Tax for the State: 1982

[Includes only establishments with payroll. For meaning of abbreviations and symbols, see introductory text. For explanation of terms and comparability of 1977 and 1982 censuses, see appendix A]

SIC code	Kind of business or operation	Revenue		Expenses		Annual payroll per employee ¹ (dollars)	Employees per establishment ¹ (number)
		Per establishment (dollars)	Per employee ¹ (dollars)	Per establishment (dollars)	Per employee ¹ (dollars)		
	Total	358 653	24 707	314 587	21 671	8 943	15
7011 pt., 7032, 704	Hotels, camps, and membership lodging	115 164	22 567	109 185	21 395	6 390	5
7391, 2, 7	Research, testing, and consulting services	478 371	37 207	409 486	31 849	16 169	13
792, 7997, 7999 pt., 84	Selected amusement, recreation, and related services	506 778	27 135	487 154	26 084	11 096	19
805, 8, 9	Selected health services	1 178 962	27 589	1 144 803	26 790	10 325	43
805	Nursing and personal care facilities	1 604 171	17 727	1 552 956	17 161	8 940	90
808	Outpatient care facilities	1 164 740	63 667	1 140 000	62 314	14 072	18
809	Health and allied services, n.e.c.	519 559	22 397	490 721	21 153	12 077	23
81	Legal aid societies and similar legal services	240 115	24 868	224 672	23 268	15 650	10
823, 4, 9	Selected educational services	408 182	32 288	398 946	31 557	10 907	13
83	Social services	348 961	21 089	270 457	16 345	7 712	17
835	Child day care services	99 996	10 527	98 651	10 385	6 240	9
832, 3, 6, 9	Other social services	411 846	22 472	313 853	17 125	7 904	18
861, 2, 4, 9	Selected membership organizations	204 563	26 329	177 757	22 878	8 336	8
861	Business associations	267 589	48 378	238 751	43 165	15 576	6
864	Civic, social, and fraternal associations	137 319	18 468	123 485	16 607	6 270	7
862, 9	Other membership organizations	373 867	36 253	307 642	29 831	10 426	10
892	Noncommercial educational, scientific, and research organizations	281 220	36 306	270 119	34 873	15 786	8

¹Based on number of employees for pay period including March 12.

Table 4a. Summary Statistics for Firms Subject to Federal Income Tax for Standard Metropolitan Statistical Areas: 1982

[For meaning of abbreviations and symbols, see introductory text. For explanation of terms and comparability of 1977 and 1982 censuses, see appendix A. For definitions of SMSA's, see appendix D]

SIC code	Geographic area and kind of business or operation	All establishments				Establishments with payroll				
		Number	Receipts (\$1,000)	Unincorporated businesses or operations		Number	Receipts (\$1,000)	Annual payroll (\$1,000)	First quarter payroll (\$1,000)	Paid employees for pay period including March 12 (number)
				Individual proprietorships (number)	Partnerships (number)					
	CINCINNATI-HAMILTON, OHIO-KY-IND., SCSA									
	Total	††	††	††	††	8 252	2 924 473	1 125 739	266 103	82 895
70	Hotels, motels, and other lodging places	††	††	††	††	151	179 648	52 259	11 956	6 151
7011	Hotels, motor hotels, and motels	††	††	††	††	135	173 787	50 713	11 599	5 976
7011 pt.	Hotels	††	††	††	††	46	(D)	(D)	(D)	(D)
7011 pt.	Hotels, 25 guestrooms or more	††	††	††	††	42	(D)	(D)	(D)	(D)
7011 pt.	Hotels, less than 25 guestrooms	††	††	††	††	4	(D)	(D)	(D)	(D)
7011 pt.	Motels, motor hotels, and tourist courts	††	††	††	††	89	(D)	(D)	(D)	(D)
7011 pt.	Motels, tourist courts	††	††	††	††	81	(D)	(D)	(D)	(D)
7011 pt.	Motor hotels	††	††	††	††	8	8 458	3 197	730	477
702, 3, 4	Other lodging places	††	††	††	††	16	5 861	1 546	357	175
703	Travelling parks and camps	††	††	††	††	9	(D)	(D)	(D)	(D)
702, 4	Rooming, boarding, and membership lodging	††	††	††	††	7	(D)	(D)	(D)	(D)
72	Personal services	††	††	††	††	1 299	176 566	63 314	14 816	7 620
721	Laundry, cleaning, and garment services	††	††	††	††	347	66 412	23 133	5 278	2 548
7215	Coin-operated laundries and dry cleaning	††	††	††	††	74	8 821	1 776	387	269
721 ex. 7215	Other laundry, cleaning, and garment services	††	††	††	††	273	57 591	21 357	4 891	2 279
7211	Power laundries, family and commercial*	††	††	††	††	12	(D)	(D)	(D)	(D)
7216	Dry-cleaning plants, except rug cleaning*	††	††	††	††	167	22 353	8 548	1 943	1 155
Other 721	Laundry and cleaning services, n.e.c.*	††	††	††	††	94	(D)	(D)	(D)	(D)
7212	Garment pressing and agents for laundries and dry cleaners	††	††	††	††	24	1 597	488	112	80
7213	Linen supply*	††	††	††	††	5	8 043	3 315	812	244
7217	Carpet and upholstery cleaning	††	††	††	††	43	5 023	1 673	315	165
7218	Industrial laundries*	††	††	††	††	9	(D)	(D)	(D)	(D)
7214, 9	Other laundry, garment services, including diaper*	††	††	††	††	13	(D)	(D)	(D)	(D)
722	Photographic studios, portrait	††	††	††	††	61	11 395	2 954	650	362
723, 4	Beauty and barber shops	††	††	††	††	593	46 529	22 374	5 253	2 678
723	Beauty shops	††	††	††	††	537	(D)	(D)	(D)	(D)
724	Barber shops	††	††	††	††	56	(D)	(D)	(D)	(D)

Table 4a. Summary Statistics for Firms Subject to Federal Income Tax for Standard Metropolitan Statistical Areas: 1982—Con.

[For meaning of abbreviations and symbols, see introductory text. For explanation of terms and comparability of 1977 and 1982 censuses, see appendix A. For definitions of SMSA's, see appendix D]

SIC code	Geographic area and kind of business or operation	All establishments				Establishments with payroll				
		Number	Receipts (\$1,000)	Unincorporated businesses or operations		Number	Receipts (\$1,000)	Annual payroll (\$1,000)	First quarter payroll (\$1,000)	Paid employees for pay period including March 12 (number)
				Individual proprietorships (number)	Partnerships (number)					
CINCINNATI-HAMILTON, OHIO-KY.-IND., SCSA—Con.										
72	Personal services—Con.									
725	Shoe repair, shoe shine, and hat-cleaning shops.....	††	††	††	††	25	1 717	531	120	78
726	Funeral service and crematories.....	††	††	††	††	126	31 438	8 041	1 887	606
729	Miscellaneous personal services.....	††	††	††	††	147	19 075	6 281	1 628	1 348
73	Business services	††	††	††	††	1 417	711 491	283 157	66 618	26 564
731	Advertising.....	††	††	††	††	99	59 538	22 880	5 277	1 232
7311	Advertising agencies.....	††	††	††	††	76	(D)	(D)	(D)	(D)
7312	Outdoor advertising services.....	**	**	**	**	7	(D)	(D)	(D)	(D)
7313	Radio, TV, publishers' advertising representatives.....	**	**	**	**	7	(D)	(D)	(D)	(D)
7319	Advertising, n.e.c.....	**	**	**	**	9	(D)	(D)	(D)	(D)
734	Services to dwellings and other buildings.....	††	††	††	††	208	50 897	27 873	6 639	5 589
7341	Window cleaning.....	**	**	**	**	17	(D)	(D)	(D)	(D)
7342	Disinfecting and exterminating services.....	**	**	**	**	43	9 874	3 993	920	255
7349	Cleaning and maintenance services, n.e.c.....	**	**	**	**	148	(D)	(D)	(D)	(D)
737	Computer and data processing services.....	††	††	††	††	128	(D)	(D)	(D)	(D)
7372	Computer programming and other software services.....	**	**	**	**	53	(D)	(D)	(D)	(D)
7374	Data processing services.....	**	**	**	**	46	47 262	14 891	3 521	855
7379	Computer related services, n.e.c.....	**	**	**	**	29	19 286	5 872	1 440	289
7392	Management, consulting, and public relations services.....	††	††	††	††	256	115 057	52 522	12 911	3 172
7394	Equipment rental and leasing services.....	††	††	††	††	109	105 305	22 018	4 928	1 233
Other 73	Other business services	††	††	††	††	617	(D)	(D)	(D)	(D)
732	Credit reporting, collection agencies.....	**	**	**	**	34	19 712	6 841	1 616	513
7331	Direct mail advertising services.....	**	**	**	**	13	(D)	(D)	(D)	(D)
7332	Blueprinting and photocopying services.....	**	**	**	**	24	(D)	(D)	(D)	(D)
7333	Commercial photography, art, and graphics.....	**	**	**	**	100	(D)	(D)	(D)	(D)
7339	Stenographic services; and reproduction services, n.e.c.....	**	**	**	**	31	3 733	1 501	353	132
736	Personnel supply services.....	**	**	**	**	126	55 302	33 049	7 782	6 146
7361	Employment agencies.....	**	**	**	**	69	(D)	(D)	(D)	(D)
7362	Help supply services.....	**	**	**	**	55	41 344	25 630	5 898	5 438
7369	Facilities management services.....	**	**	**	**	2	(D)	(D)	(D)	(D)
7391	Research and development laboratories.....	**	**	**	**	7	(D)	(D)	(D)	(D)
7397	Testing laboratories and facilities.....	**	**	**	**	12	12 721	7 195	1 318	262
7393	Detective agencies and protective services.....	**	**	**	**	65	(D)	(D)	(D)	(D)
7395	Photofinishing laboratories*.....	**	**	**	**	26	20 549	5 241	1 220	734
7399 pt.	Sign painting shops.....	**	**	**	**	14	(D)	(D)	(D)	(D)
7399 pt.	Interior designing.....	**	**	**	**	21	(D)	(D)	(D)	(D)
7399 pt.	Telephone answering services.....	**	**	**	**	14	(D)	(D)	(D)	(D)
735, 7396, 7399 pt.	Other business services, n.e.c.....	**	**	**	**	130	55 874	21 307	4 935	1 315
75	Automotive repair, services, and garages	††	††	††	††	811	235 278	52 489	12 537	4 096
751	Automotive rental and leasing, without drivers.....	††	††	††	††	72	97 795	13 768	3 522	831
752	Automobile parking.....	††	††	††	††	101	14 949	2 619	606	352
7523	Parking lots.....	**	**	**	**	87	11 144	1 605	368	248
7525	Parking structures.....	**	**	**	**	14	3 805	1 014	218	104
753	Automotive repair shops.....	††	††	††	††	562	112 400	32 702	7 630	2 448
7538	General automotive repair shops.....	††	††	††	††	241	48 083	13 178	3 122	1 019
7538 pt.	General automotive repair shops, except diesel.....	**	**	**	**	227	42 658	11 622	2 725	911
7538 pt.	Diesel repair shops.....	**	**	**	**	14	5 425	1 556	397	108
7531	Top and body repair shops.....	††	††	††	††	166	28 327	8 969	2 137	671
7534, 5, 9	Other automotive repair shops	††	††	††	††	155	35 990	10 555	2 371	758
7534	Tire retreading and repair shops.....	**	**	**	**	7	(D)	(D)	(D)	(D)
7535	Paint shops.....	**	**	**	**	18	(D)	(D)	(D)	(D)
7539 pt.	Auto electrical and fuel system services.....	**	**	**	**	9	(D)	(D)	(D)	(D)
7539 pt.	Radiator repair.....	**	**	**	**	21	2 890	794	155	67
7539 pt.	Glass replacement and repair.....	**	**	**	**	14	4 165	1 111	241	71
7539 pt.	Brake, front end, and wheel alignment.....	**	**	**	**	18	(D)	(D)	(D)	(D)
7539 pt.	Exhaust system services (muffler shops).....	**	**	**	**	23	5 216	1 203	233	82
7539 pt.	Transmission repair shops.....	**	**	**	**	38	9 520	2 985	777	225
7539 pt.	Other automotive repair shops, n.e.c.....	**	**	**	**	7	1 124	369	93	21
754	Automotive services, except repair.....	††	††	††	††	76	10 134	3 400	779	465
7542	Car washes.....	**	**	**	**	50	6 988	2 439	546	382
7549	Other automotive services.....	**	**	**	**	26	3 146	961	233	83
76	Miscellaneous repair services	††	††	††	††	377	123 476	39 056	9 000	2 278
762	Electrical and electronic repair shops.....	††	††	††	††	102	27 151	9 618	2 054	527
7622	Radio and TV repair shops.....	**	**	**	**	52	(D)	(D)	(D)	(D)
7623, 9	Other electrical and electronic repair shops.....	**	**	**	**	50	(D)	(D)	(D)	(D)
7623	Refrigeration and air-conditioning repair shops.....	**	**	**	**	14	(D)	(D)	(D)	(D)
7629	Electrical and electronic repair shops, n.e.c.....	**	**	**	**	36	(D)	(D)	(D)	(D)
764	Reupholstery and furniture repair.....	††	††	††	††	43	3 343	999	237	112
763, 9	Other repair shops and related services	††	††	††	††	232	92 982	28 439	6 709	1 639
763	Watch, clock, and jewelry repair.....	**	**	**	**	18	(D)	(D)	(D)	(D)
769	Miscellaneous repair and related services.....	**	**	**	**	214	(D)	(D)	(D)	(D)
7692	Welding repair.....	**	**	**	**	33	(D)	(D)	(D)	(D)
7694	Armature rewinding shops.....	**	**	**	**	20	(D)	(D)	(D)	(D)
7699	Repair shops and related services, n.e.c.....	**	**	**	**	161	44 206	12 943	3 061	846

Table 4a. Summary Statistics for Firms Subject to Federal Income Tax for Standard Metropolitan Statistical Areas: 1982—Con.

[For meaning of abbreviations and symbols, see introductory text. For explanation of terms and comparability of 1977 and 1982 censuses, see appendix A. For definitions of SMSA's, see appendix D.]

SIC code	Geographic area and kind of business or operation	All establishments				Establishments with payroll				
		Number	Receipts (\$1,000)	Unincorporated businesses or operations		Number	Receipts (\$1,000)	Annual payroll (\$1,000)	First quarter payroll (\$1,000)	Paid employees for pay period including March 12 (number)
				Individual proprietorships (number)	Partnerships (number)					
CINCINNATI-HAMILTON, OHIO-KY.-IND., SCSA—Con.										
78, 79	Amusement and recreation services, including motion pictures	††	††	††	††	394	360 432	97 901	21 962	8 020
781, 2	Motion picture production, distribution, and services	††	††	††	††	35	155 303	32 893	8 022	2 966
783	Motion picture theaters	††	††	††	††	56	(D)	(D)	(D)	(D)
7832	Motion picture theaters, except drive-in	††	††	††	††	37	17 658	2 742	644	574
7833	Drive-in motion picture theaters	**	**	**	**	19	(D)	(D)	(D)	(D)
792	Producers, orchestras, and entertainers	††	††	††	††	18	(D)	(D)	(D)	(D)
7922	Theatrical producers (except motion picture) and miscellaneous theatrical services	**	**	**	**	11	1 860	755	167	48
7929	Bands, orchestras, actors, and other entertainers and entertainment groups	**	**	**	**	7	(D)	(D)	(D)	(D)
793	Bowling alleys and billiards and pool establishments	††	††	††	††	62	26 102	8 295	2 224	1 222
7932	Billiard and pool establishments	††	††	††	††	6	648	250	67	22
7933	Bowling alleys	††	††	††	††	56	25 454	8 045	2 157	1 200
79 ex. 792, 3	Commercial sports and other amusement and recreation services	††	††	††	††	223	156 156	52 556	10 811	3 107
794	Commercial sports	††	††	††	††	17	(D)	(D)	(D)	(D)
7941	Professional sports clubs, managers, promoters	††	††	††	††	7	(D)	(D)	(D)	(D)
7948	Racing, including track operation	††	††	††	††	10	(D)	(D)	(D)	(D)
79 ex. 792, 3, 4	Other amusement and recreation services	††	††	††	††	206	(D)	(D)	(D)	(D)
791	Dance halls, studios, and schools	**	**	**	**	22	(D)	(D)	(D)	(D)
7992	Public golf courses	**	**	**	**	17	6 395	1 467	205	120
7993	Coin-operated amusement device operators	**	**	**	**	35	14 081	3 882	844	253
7996	Amusement parks	**	**	**	**	4	(D)	(D)	(D)	(D)
7997	Membership sports and recreation clubs	**	**	**	**	51	15 196	4 533	986	562
7999	Amusement and recreation services, n.e.c.	**	**	**	**	77	(D)	(D)	(D)	(D)
7999 pt.	Concession operators of amusement devices, rides	**	**	**	**	5	(D)	(D)	(D)	(D)
7999 pL	Carnivals, circuses, and fairs	**	**	**	**	1	(D)	(D)	(D)	(D)
7999 pt.	Other commercial recreation and amusements	**	**	**	**	71	(D)	(D)	(D)	(D)
80, ex. 806	Health services, except hospitals	††	††	††	††	2 368	698 207	345 891	81 474	18 288
801	Offices of physicians	††	††	††	††	1 247	400 283	218 543	52 145	6 699
802	Offices of dentists	††	††	††	††	642	109 451	43 412	9 760	2 933
803	Offices of osteopathic physicians	††	††	††	††	24	(D)	(D)	(D)	(D)
8041	Offices of chiropractors	††	††	††	††	44	5 032	1 321	266	121
8042	Offices of optometrists	††	††	††	††	99	14 026	4 035	894	311
805	Nursing and personal care facilities	††	††	††	††	102	(D)	(D)	(D)	(D)
8049, 807, 8, 9	Other health services	††	††	††	††	210	49 511	19 939	4 520	1 545
807	Medical and dental laboratories	††	††	††	††	81	16 202	6 579	1 447	520
8071	Medical laboratories	††	††	††	††	34	(D)	(D)	(D)	(D)
8072	Dental laboratories	††	††	††	††	47	(D)	(D)	(D)	(D)
8049, 808, 9	Other health services, n.e.c.	††	††	††	††	129	33 309	13 360	3 073	1 025
81	Legal services	††	††	††	††	667	155 064	55 410	13 832	2 756
823, 4, 9	Selected educational services	††	††	††	††	64	15 568	5 268	1 178	510
823	Libraries and information centers	**	**	**	**	1	(D)	(D)	(D)	(D)
824	Correspondence schools and vocational schools	**	**	**	**	26	(D)	(D)	(D)	(D)
829	Schools and educational services, n.e.c.	**	**	**	**	37	6 573	2 032	411	218
891	Engineering, architectural, and surveying services	††	††	††	††	261	146 991	81 387	20 711	3 296
891 pt.	Architectural services	**	**	**	**	73	22 782	9 774	2 234	462
891 pt.	Engineering services	**	**	**	**	151	113 996	63 937	16 105	2 492
891 pt.	Surveying services	**	**	**	**	37	10 213	7 676	2 372	342
893	Accounting, auditing, and bookkeeping services	††	††	††	††	291	92 755	38 655	9 264	2 118
83, 892, 9	Social and other services	††	††	††	††	152	28 997	10 952	2 755	1 198
33	Social services	**	**	**	**	129	(D)	(D)	(D)	(D)
835	Child day care services	**	**	**	**	103	(D)	(D)	(D)	(D)
832, 3, 6, 9	Other social services	**	**	**	**	26	6 517	2 442	568	228
892, 9	Other services	**	**	**	**	23	(D)	(D)	(D)	(D)

Table 4a. Summary Statistics for Firms Subject to Federal Income Tax for Standard Metropolitan Statistical Areas: 1982—Con.

[For meaning of abbreviations and symbols, see introductory text. For explanation of terms and comparability of 1977 and 1982 censuses, see appendix A. For definitions of SMSA's, see appendix D.]

SIC code	Geographic area and kind of business or operation	All establishments				Establishments with payroll				
		Number	Receipts (\$1,000)	Unincorporated businesses or operations		Number	Receipts (\$1,000)	Annual payroll (\$1,000)	First quarter payroll (\$1,000)	Paid employees for pay period including March 12 (number)
				Individual proprietorships (number)	Partnerships (number)					
CLEVELAND-AKRON-LORAIN SCSA										
	Total	††	††	††	††	15 292	4 890 525	1 956 020	487 239	136 780
70	Hotels, motels, and other lodging places	††	††	††	††	229	192 877	61 164	14 314	8 835
7011	Hotels, motor hotels, and motels.....	††	††	††	††	193	189 116	60 301	14 131	8 728
7011 pt.	Hotels.....	††	††	††	††	60	(D)	(D)	(D)	(D)
7011 pt.	Hotels, 25 guestrooms or more.....	††	††	††	††	41	(D)	(D)	(D)	(D)
7011 pt.	Hotels, less than 25 guestrooms.....	**	**	**	**	19	1 188	300	67	73
7011 pt.	Motels, motor hotels, and tourist courts.....	††	††	††	††	133	(D)	(D)	(D)	(D)
7011 pt.	Motels, tourist courts.....	**	**	**	**	119	53 901	14 836	3 397	2 363
7011 pt.	Motor hotels.....	**	**	**	**	14	(D)	(D)	(D)	(D)
702, 3, 4	Other lodging places.....	††	††	††	††	36	3 761	863	183	107
703	Trailer parks and camps.....	††	††	††	††	29	(D)	(D)	(D)	(D)
7032	Sporting and recreational camps.....	††	††	††	††	6	1 017	285	94	20
7033	Trailer parks and camp sites for transients.....	††	††	††	††	23	(D)	(D)	(D)	(D)
702, 4	Rooming, boarding, and membership lodging.....	††	††	††	††	7	(D)	(D)	(D)	(D)
702	Rooming and boarding houses.....	††	††	††	††	5	439	78	18	16
704	Organization hotels and lodging houses, on membership basis.....	††	††	††	††	2	(D)	(D)	(D)	(D)
72	Personal services	††	††	††	††	2 174	307 536	112 515	26 058	13 842
721	Laundry, cleaning, and garment services.....	††	††	††	††	541	104 059	36 435	8 582	4 069
7215	Coin-operated laundries and dry cleaning.....	††	††	††	††	92	17 354	2 981	697	349
7215 pt.	Coin-operated laundries and dry-cleaning stores.....	**	**	**	**	84	(D)	(D)	(D)	(D)
7215 pt.	Coin-operated laundry machine routes.....	**	**	**	**	8	(D)	(D)	(D)	(D)
721 ex.	Other laundry, cleaning, and garment services.....	††	††	††	††	449	86 705	33 454	7 885	3 720
7215	Power laundries, family and commercial*.....	**	**	**	**	25	(D)	(D)	(D)	(D)
7216	Dry-cleaning plants, except rug cleaning*.....	**	**	**	**	287	36 155	13 554	3 079	1 908
Other 721	Laundry and cleaning services, n.e.c.*.....	**	**	**	**	137	(D)	(D)	(D)	(D)
7212	Garment pressing and agents for laundries and dry cleaners.....	**	**	**	**	23	(D)	(D)	(D)	(D)
7213	Linen supply*.....	**	**	**	**	10	(D)	(D)	(D)	(D)
7217	Carpet and upholstery cleaning.....	**	**	**	**	64	7 040	2 590	510	251
7218	Industrial laundries*.....	**	**	**	**	18	25 432	9 424	2 400	728
7214, 9	Other laundry, garment services, including diaper*.....	**	**	**	**	22	4 053	1 701	417	176
7214	Diaper service*.....	**	**	**	**	2	(D)	(D)	(D)	(D)
7219	Laundry and garment services, n.e.c.....	**	**	**	**	20	(D)	(D)	(D)	(D)
722	Photographic studios, portrait.....	††	††	††	††	81	13 624	3 398	720	447
723, 4	Beauty and barber shops.....	††	††	††	††	1 094	91 070	45 150	10 219	6 160
723	Beauty shops.....	††	††	††	††	970	85 048	42 596	9 635	5 878
724	Barber shops.....	††	††	††	††	124	6 022	2 554	584	282
725	Shoe repair, shoe shine, and hat-cleaning shops.....	††	††	††	††	31	(D)	(D)	(D)	(D)
726	Funeral service and crematories.....	††	††	††	††	197	62 486	16 138	3 778	1 177
729	Miscellaneous personal services.....	††	††	††	††	230	(D)	(D)	(D)	(D)
729 pt.	Reducing salons and health clubs, except resorts.....	**	**	**	**	47	(D)	(D)	(D)	(D)
729 pt.	Tax preparation services.....	**	**	**	**	53	(D)	(D)	(D)	(D)
729 pt.	Other personal services, n.e.c.....	**	**	**	**	130	(D)	(D)	(D)	(D)
73	Business services	††	††	††	††	2 697	1 201 338	508 778	123 930	39 646
731	Advertising.....	††	††	††	††	190	(D)	(D)	(D)	(D)
7311	Advertising agencies.....	**	**	**	**	145	75 163	36 056	8 865	1 571
7312	Outdoor advertising services.....	**	**	**	**	8	(D)	(D)	(D)	(D)
7313	Radio, TV, publishers' advertising representatives.....	**	**	**	**	17	(D)	(D)	(D)	(D)
7319	Advertising, n.e.c.....	**	**	**	**	20	5 370	1 770	399	160
734	Services to dwellings and other buildings.....	††	††	††	††	416	90 256	47 191	11 170	6 541
7341	Window cleaning.....	**	**	**	**	16	1 645	493	110	61
7342	Disinfecting and exterminating services.....	**	**	**	**	56	(D)	(D)	(D)	(D)
7349	Cleaning and maintenance services, n.e.c.....	**	**	**	**	344	(D)	(D)	(D)	(D)
737	Computer and data processing services.....	††	††	††	††	215	(D)	(D)	(D)	(D)
7372	Computer programming and other software services.....	**	**	**	**	84	(D)	(D)	(D)	(D)
7374	Data processing services.....	**	**	**	**	90	95 747	33 379	8 149	1 779
7374 pt.	Data processing services, except facilities management.....	**	**	**	**	83	(D)	(D)	(D)	(D)
7374 pt.	Computer facilities management.....	**	**	**	**	7	(D)	(D)	(D)	(D)
7379	Computer related services, n.e.c.....	**	**	**	**	41	(D)	(D)	(D)	(D)
7392	Management, consulting, and public relations services.....	††	††	††	††	501	182 898	74 040	18 990	3 653
7392 pt.	Management and administrative services.....	**	**	**	**	67	39 821	13 319	3 853	746
7392 pt.	Public relations services.....	**	**	**	**	58	(D)	(D)	(D)	(D)
7392 pt.	Management consulting services.....	**	**	**	**	197	(D)	(D)	(D)	(D)
7392 pt.	Economic and sociological research.....	**	**	**	**	68	(D)	(D)	(D)	(D)
7392 pt.	Consulting services, n.e.c.....	**	**	**	**	111	(D)	(D)	(D)	(D)
7394	Equipment rental and leasing services.....	††	††	††	††	163	86 287	20 332	4 795	1 398
7394 pt.	Equipment rental.....	**	**	**	**	109	(D)	(D)	(D)	(D)
7394 pt.	Equipment leasing, except finance leasing.....	**	**	**	**	34	20 840	5 051	1 133	296
7394 pt.	Leasing and rental of heavy construction equipment without operators.....	**	**	**	**	14	(D)	(D)	(D)	(D)
7394 pt.	Rental of heavy construction equipment with operators.....	**	**	**	**	6	(D)	(D)	(D)	(D)

Table 4a. Summary Statistics for Firms Subject to Federal Income Tax for Standard Metropolitan Statistical Areas: 1982—Con.

[For meaning of abbreviations and symbols, see introductory text. For explanation of terms and comparability of 1977 and 1982 censuses, see appendix A. For definitions of SMSA's, see appendix D]

SIC code	Geographic area and kind of business or operation	All establishments				Establishments with payroll				
		Number	Receipts (\$1,000)	Unincorporated businesses or operations		Number	Receipts (\$1,000)	Annual payroll (\$1,000)	First quarter payroll (\$1,000)	Paid employees for pay period including March 12 (number)
				Individual proprietorships (number)	Partnerships (number)					
CLEVELAND-AKRON-LORAIN SCSA—Con.										
73	Business services—Con.									
Other 73	Other business services	††	††	††	††	1 212	563 776	256 685	61 432	22 896
732	Credit reporting, collection agencies	70	(D)	(D)	(D)	(D)
732 pt.	Adjustment and collection agencies	60	14 915	6 857	1 717	524
732 pt.	Mercantile reporting agencies	3	(D)	(D)	(D)	(D)
732 pt.	Consumer credit reporting agencies	7	6 708	2 336	549	199
7331	Direct mail advertising services	24	19 835	5 412	1 403	401
7332	Blueprinting and photocopying services	34	(D)	(D)	(D)	(D)
7333	Commercial photography, art, and graphics	139	37 686	14 552	3 656	816
7333 pt.	Commercial photography	51	15 763	5 416	1 348	348
7333 pt.	Commercial art	34	9 421	4 871	1 358	233
7333 pt.	Graphic arts and related design and commercial photography, n.e.c.	54	12 502	4 265	950	235
7339	Stenographic services; and reproduction services, n.e.c.	72	21 277	7 049	1 690	514
736	Personnel supply services	265	151 186	100 218	23 612	9 588
7361	Employment agencies	162	(D)	(D)	(D)	(D)
7362	Help supply services	98	110 292	80 780	18 515	7 971
7362 pt.	Office help supply services	46	(D)	(D)	(D)	(D)
7362 pt.	Help supply, except office workers	52	(D)	(D)	(D)	(D)
7369	Facilities management services	5	(D)	(D)	(D)	(D)
7391	Research and development laboratories	29	14 464	5 339	1 296	306
7397	Testing laboratories and facilities	30	20 202	9 805	2 298	471
7393	Detective agencies and protective services	143	88 405	48 509	11 525	5 337
7393 pt.	Detective agencies and guard services	99	(D)	(D)	(D)	(D)
7393 pt.	Armored car services	8	(D)	(D)	(D)	(D)
7393 pt.	Burglar and fire alarm systems	36	30 701	10 923	2 582	647
7395	Photofinishing laboratories*	37	(D)	(D)	(D)	(D)
7399 pt.	Sign painting shops	22	(D)	(D)	(D)	(D)
7399 pt.	Interior designing	42	(D)	(D)	(D)	(D)
7399 pt.	Telephone answering services	48	(D)	(D)	(D)	(D)
735, 7396, 7399 pt.	Other business services, n.e.c.	257	114 443	36 239	8 644	2 841
735	News syndicates	2	(D)	(D)	(D)	(D)
7396	Trading stamp services (sales offices)	1	(D)	(D)	(D)	(D)
7399 pt.	Water softening services	8	(D)	(D)	(D)	(D)
7399 pt.	Packaging and labeling services	22	(D)	(D)	(D)	(D)
7399 pt.	Miscellaneous business services, n.e.c.	224	88 338	30 752	7 354	2 447
75	Automotive repair, services, and garages.....	††	††	††	††	1 494	449 936	105 412	24 021	8 584
751	Automotive rental and leasing, without drivers	††	††	††	††	160	(D)	(D)	(D)	(D)
7512 pt.	Passenger car rental, without drivers	46	72 441	11 821	2 574	878
7512 pt.	Passenger car leasing, except finance leasing	52	44 873	4 219	1 006	230
7513 pt.	Truck rental, without drivers	24	(D)	(D)	(D)	(D)
7513 pt.	Truck leasing, except finance leasing	34	(D)	(D)	(D)	(D)
7519	Utility trailer and recreational vehicle rental	4	(D)	(D)	(D)	(D)
752	Automobile parking	††	††	††	††	159	(D)	(D)	(D)	(D)
7523	Parking lots	124	12 029	2 913	643	438
7525	Parking structures	35	(D)	(D)	(D)	(D)
753	Automotive repair shops.....	††	††	††	††	981	211 262	62 982	14 139	4 286
7538	General automotive repair shops	††	††	††	††	338	61 817	18 497	4 254	1 308
7538 pt.	General automotive repair shops, except diesel	316	(D)	(D)	(D)	(D)
7538 pt.	Diesel repair shops	22	(D)	(D)	(D)	(D)
7531	Top and body repair shops	††	††	††	††	314	59 418	19 479	4 381	1 325
7534, 5, 9	Other automotive repair shops	††	††	††	††	329	90 027	25 006	5 504	1 653
7534	Tire retreading and repair shops	21	11 334	2 912	742	150
7535	Paint shops	37	(D)	(D)	(D)	(D)
7539 pt.	Auto electrical and fuel system services	20	(D)	(D)	(D)	(D)
7539 pt.	Radiator repair	34	6 843	1 878	382	122
7539 pt.	Glass replacement and repair	40	(D)	(D)	(D)	(D)
7539 pt.	Brake, front end, and wheel alignment	27	8 531	2 476	487	136
7539 pt.	Exhaust system services (muffler shops)	69	20 138	4 760	1 050	324
7539 pt.	Transmission repair shops	71	16 723	5 241	1 233	362
7539 pt.	Other automotive repair shops, n.e.c.	10	(D)	(D)	(D)	(D)
754	Automotive services, except repair	††	††	††	††	194	33 659	11 433	2 786	1 813
7542	Car washes	109	16 057	5 102	1 315	1 178
7549	Other automotive services	85	17 602	6 331	1 471	635
76	Miscellaneous repair services	††	††	††	††	719	222 289	77 281	19 422	4 695
762	Electrical and electronic repair shops	††	††	††	††	215	66 295	24 981	5 864	1 418
7622	Radio and TV repair shops	93	21 932	7 233	1 739	508
7623, 9	Other electric* and electronic repair shops	122	44 363	17 748	4 125	910
7623	Refrigeration and air-conditioning repair shops	28	8 010	2 939	774	131
7629	Electrical and electronic repair shops, n.e.c.	94	36 353	14 809	3 351	779
764	Reupholstery and furniture repair	††	††	††	††	65	6 237	2 388	515	245

Table 4a. Summary Statistics for Firms Subject to Federal Income Tax for Standard Metropolitan Statistical Areas: 1982—Con.

[For meaning of abbreviations and symbols, see introductory text. For explanation of terms and comparability of 1977 and 1982 censuses, see appendix A. For definitions of SMSA's, see appendix D.]

SIC code	Geographic area and kind of business or operation	All establishments				Establishments with payroll				
		Number	Receipts (\$1,000)	Unincorporated businesses or operations		Number	Receipts (\$1,000)	Annual payroll (\$1,000)	First quarter payroll (\$1,000)	Paid employees for pay period including March 12 (number)
				Individual proprietorships (number)	Partnerships (number)					
	CLEVELAND-AKRON-LORAIN SCSA—Con.									
76	Miscellaneous repair services—Con.									
763, 9	Other repair shops and related services.....	††	††	††	††	439	149 757	49 912	13 043	3 032
763	Watch, clock, and jewelry repair.....	**	**	**	**	40	3 908	1 210	360	143
769	Miscellaneous repair and related services.....	**	**	**	**	399	145 849	48 702	12 683	2 889
7692	Welding repair.....	**	**	**	**	52	12 134	3 583	932	263
7694	Armature rewinding shops.....	**	**	**	**	34	33 522	11 209	2 915	596
7699	Repair shops and related services, n.e.c.....	**	**	**	**	313	100 193	33 910	8 836	2 030
7699 pt.	Farm machinery and equipment repair shops.....	**	**	**	**	2	(D)	(D)	(D)	(D)
7699 pt.	Lawnmower, saw, knife, tool sharpening and repair.....	**	**	**	**	26	3 074	790	179	77
7699 pt.	Sewer and septic tank cleaning services.....	**	**	**	**	25	7 308	3 011	728	200
7699 pt.	Other repair and related services, n.e.c.....	**	**	**	**	260	(D)	(D)	(D)	(D)
78, 79	Amusement and recreation services, including motion pictures..	††	††	††	††	783	329 462	96 065	22 206	9 990
781, 2	Motion picture production, distribution, and services.....	††	††	††	††	41	(D)	(D)	(D)	(D)
7813	Motion picture production, except for TV.....	**	**	**	**	14	3 116	1 156	277	83
7814	Motion picture, tape production for TV.....	**	**	**	**	8	2 202	749	187	81
7819	Services allied to motion picture production.....	**	**	**	**	6	1 676	585	135	25
7823	Motion picture film exchanges.....	**	**	**	**	9	(D)	(D)	(D)	(D)
7824	Film or tape distribution for TV.....	**	**	**	**	-	-	-	-	-
7829	Services allied to motion picture distribution.....	**	**	**	**	4	(D)	(D)	(D)	(D)
783	Motion picture theaters.....	††	††	††	††	111	(D)	(D)	(D)	(D)
7832	Motion picture theaters, except drive-in.....	**	**	**	**	81	33 561	5 772	1 356	1 032
7833	Drive-in motion picture theaters.....	**	**	**	**	30	(D)	(D)	(D)	(D)
792	Producers, orchestras, and entertainers.....	††	††	††	††	45	(D)	(D)	(D)	(D)
7922	Theatrical producers (except motion picture) and miscellaneous theatrical services.....	**	**	**	**	16	10 119	3 133	634	289
7922 pt.	Producers of live theatrical productions.....	**	**	**	**	6	4 609	1 430	229	125
7922 pt.	Producers of radio and TV shows, except tape.....	**	**	**	**	2	(D)	(D)	(D)	(D)
7922 pt.	Artists' and entertainers' managers or agents, concert bureaus, booking agents.....	**	**	**	**	5	(D)	(D)	(D)	(D)
7922 pt.	Other theatrical services.....	**	**	**	**	3	(D)	(D)	(D)	(D)
7929	Bands, orchestras, actors, and other entertainers and entertainment groups.....	**	**	**	**	29	(D)	(D)	(D)	(D)
7929 pt.	Dance groups and artists.....	**	**	**	**	-	(D)	(D)	(D)	(D)
7929 pt.	Symphony orchestras, opera companies, and chamber music organizations.....	**	**	**	**	-	-	-	-	-
7929 pt.	Other music and entertainment presentations.....	**	**	**	**	29	4 148	1 190	437	93
793	Bowling alleys and billiards and pool establishments.....	††	††	††	††	122	39 987	11 753	3 305	2 096
7932	Billiard and pool establishments.....	††	††	††	††	6	(D)	(D)	(D)	(D)
7933	Bowling alleys.....	††	††	††	††	116	(D)	(D)	(D)	(D)
79 ex. 792, 3	Commercial sports and other amusement and recreation services ..	††	††	††	††	464	192 353	69 433	15 327	6 054
794	Commercial sports.....	††	††	††	††	40	(D)	(D)	(D)	(D)
7941	Professional sports clubs, managers, promoters.....	††	††	††	††	6	14 715	20 403	5 119	1 025
7941 pt.	Baseball clubs.....	**	**	**	**	1	(D)	(D)	(D)	(D)
7941 pt.	Football clubs.....	**	**	**	**	1	(D)	(D)	(D)	(D)
7941 pt.	Other professional sports clubs.....	**	**	**	**	2	(D)	(D)	(D)	(D)
7941 pt.	Managers and promoters.....	**	**	**	**	2	(D)	(D)	(D)	(D)
7948	Racing, including track operation.....	††	††	††	††	34	(D)	(D)	(D)	(D)
7948 pt.	Auto race track operation.....	**	**	**	**	2	(D)	(D)	(D)	(D)
7948 pt.	Horse race track operation.....	**	**	**	**	2	(D)	(D)	(D)	(D)
7948 pt.	Dog race track operation.....	**	**	**	**	-	-	-	-	-
7948 pt.	Racing stables and racing, n.e.c.....	**	**	**	**	30	(D)	(D)	(D)	(D)
79 ex. 792, 3, 4	Other amusement and recreation services.....	††	††	††	††	424	(D)	(D)	(D)	(D)
791	Dance halls, studios, and schools.....	**	**	**	**	46	(D)	(D)	(D)	(D)
791 pt.	Public dance halls or ballrooms.....	**	**	**	**	6	(D)	(D)	(D)	(D)
791 pt.	Dance schools, including children's and professionals'.....	**	**	**	**	40	(D)	(D)	(D)	(D)
7992	Public golf courses.....	**	**	**	**	68	16 702	4 669	601	276
7993	Coin-operated amusement device operators.....	**	**	**	**	48	21 721	5 004	1 266	349
7996	Amusement parks.....	**	**	**	**	7	(D)	(D)	(D)	(D)
7997	Membership sports and recreation clubs.....	**	**	**	**	100	40 040	12 760	2 432	1 660
7999	Amusement and recreation services, n.e.c.....	**	**	**	**	155	26 882	8 363	2 254	907
7999 pt.	Concession operators of amusement devices, rides.....	**	**	**	**	9	3 357	933	28	22
7999 pt.	Carnivals, circuses, and fairs.....	**	**	**	**	6	874	172	25	24
7999 pt.	Carnivals and circuses.....	**	**	**	**	6	874	172	25	24
7999 pt.	Fairs.....	**	**	**	**	-	-	-	-	-
7999 pt.	Other commercial recreation and amusements.....	**	**	**	**	140	22 651	7 258	2 201	861
7999 pt.	Commercial museums, art galleries, and botanical and zoological gardens.....	**	**	**	**	-	-	-	-	-
7999 pt.	Roller skating rinks.....	**	**	**	**	20	4 215	1 292	371	299
7999 pt.	Ice skating rinks.....	**	**	**	**	-	-	-	-	-
7999 pt.	Other amusement and recreation services, n.e.c.....	**	**	**	**	120	18 436	5 966	1 830	562
80, ex. 806	Health services, except hospitals.....	††	††	††	††	4 507	1 225 466	580 999	153 214	30 314
801	Offices of physicians.....	††	††	††	††	2 215	635 903	336 940	91 684	9 413
802	Offices of dentists.....	††	††	††	††	1 283	213 292	85 694	23 080	5 742
803	Offices of osteopathic physicians.....	††	††	††	††	126	26 288	13 569	3 786	493
8041	Offices of chiropractors.....	††	††	††	††	69	10 009	3 149	714	220
8042	Offices of optometrists.....	††	††	††	††	173	24 121	6 213	1 356	487
805	Nursing and personal care facilities.....	††	††	††	††	150	185 012	91 723	22 062	10 887
8051	Skilled nursing care facilities.....	**	**	**	**	75	128 418	62 704	15 142	7 348
8059	Nursing and personal care facilities, n.e.c.....	**	**	**	**	75	56 594	29 019	6 920	3 539

Table 4a. Summary Statistics for Firms Subject to Federal Income Tax for Standard Metropolitan Statistical Areas: 1982—Con.

[For meaning of abbreviations and symbols, see introductory text. For explanation of terms and comparability of 1977 and 1982 censuses, see appendix A. For definitions of SMSA's, see appendix D.]

SIC code	Geographic area and kind of business or operation	All establishments				Establishments with payroll				
		Number	Receipts (\$1,000)	Unincorporated businesses or operations		Number	Receipts (\$1,000)	Annual payroll (\$1,000)	First quarter payroll (\$1,000)	Paid employees for pay period including March 12 (number)
				Individual proprietorships (number)	Partnerships (number)					
CLEVELAND-AKRON-LORAIN SCSA—Con.										
80, ex. 806	Health services, except hospitals—Con.									
8049, 807, 8, 9	Other health services	††	††	††	††	491	130 841	43 711	10 532	3 072
8071	Medical and dental laboratories	††	††	††	††	146	45 087	17 079	4 195	1 104
8072	Medical laboratories	††	††	††	††	63	29 673	10 131	2 407	574
8072	Dental laboratories	††	††	††	††	83	15 414	6 948	1 788	530
8049, 808, 9	Other health services, n.e.c.	††	††	††	††	345	85 754	26 632	6 337	1 968
8049	Offices of health practitioners, n.e.c.	**	**	**	**	232	26 836	10 100	2 549	666
808	Outpatient care facilities	**	**	**	**	74	(D)	(D)	(D)	(D)
809	Health and allied services, n.e.c.	**	**	**	**	39	(D)	(D)	(D)	(D)
81	Legal services	††	††	††	††	1 257	413 179	153 191	39 376	6 986
823, 4, 9	Selected educational services	††	††	††	††	108	36 496	11 591	2 741	1 128
823	Libraries and information centers	**	**	**	**	-	-	-	-	-
824	Correspondence schools and vocational schools	**	**	**	**	38	(D)	(D)	(D)	(D)
8241	Correspondence schools	**	**	**	**	4	(D)	(D)	(D)	(D)
8243	Data processing schools	**	**	**	**	-	-	-	-	-
8244	Business and secretarial schools	**	**	**	**	8	(D)	(D)	(D)	(D)
8249	Vocational schools, except vocational high schools, n.e.c.	**	**	**	**	26	9 198	4 374	761	302
829	Schools and educational services, n.e.c.	**	**	**	**	70	(D)	(D)	(D)	(D)
891	Engineering, architectural, and surveying services	††	††	††	††	481	272 472	139 683	34 504	5 961
891 pt.	Architectural services	**	**	**	**	139	60 886	25 230	6 682	1 140
891 pt.	Engineering services	**	**	**	**	293	205 722	111 753	27 221	4 661
891 pt.	Surveying services	**	**	**	**	49	5 864	2 700	601	160
893	Accounting, auditing, and bookkeeping services	††	††	††	††	603	211 835	96 534	24 142	4 965
83, 892, 9	Social and other services	††	††	††	††	240	27 639	12 807	3 311	1 834
83	Social services	**	**	**	**	195	(D)	(D)	(D)	(D)
835	Child day care services	**	**	**	**	144	(D)	(D)	(D)	(D)
832, 3, 6, 9	Other social services	**	**	**	**	51	9 536	4 159	919	444
832	Individual and family social services	**	**	**	**	15	(D)	(D)	(D)	(D)
833	Job training and vocational rehabilitation services	**	**	**	**	3	(D)	(D)	(D)	(D)
836	Residential care	**	**	**	**	21	3 975	1 644	376	247
839	Social services, n.e.c.	**	**	**	**	12	570	218	39	14
892, 9	Other services	**	**	**	**	45	(D)	(D)	(D)	(D)
892	Noncommercial educational, scientific, and research organizations	**	**	**	**	-	-	-	-	-
899	Services, n.e.c.	**	**	**	**	45	(D)	(D)	(D)	(D)
DAYTON-SPRINGFIELD SCSA										
	Total	††	††	††	††	4 824	1 448 130	603 962	142 412	44 239
70	Hotels, motels, and other lodging places	††	††	††	††	76	61 625	17 099	4 198	2 777
7011	Hotels, motor hotels, and motels	††	††	††	††	66	60 631	16 860	4 159	2 759
7011 pt.	Hotels	††	††	††	††	23	(D)	(D)	(D)	(D)
7011 pt.	Hotels, 25 guestrooms or more	††	††	††	††	22	(D)	(D)	(D)	(D)
7011 pt.	Hotels, less than 25 guestrooms	**	**	**	**	1	(D)	(D)	(D)	(D)
7011 pt.	Motels, motor hotels, and tourist courts	††	††	††	††	43	(D)	(D)	(D)	(D)
7011 pt.	Motels, tourist courts	††	††	††	††	37	(D)	(D)	(D)	(D)
7011 pt.	Motor hotels	**	**	**	**	6	(D)	(D)	(D)	(D)
702, 3, 4	Other lodging places	††	††	††	††	10	994	239	39	18
703	Trailer parks and camps	††	††	††	††	8	(D)	(D)	(D)	(D)
702, 4	Rooming, boarding, and membership lodging	††	††	††	††	2	(D)	(D)	(D)	(D)
72	Personal services	††	††	††	††	753	123 408	47 082	11 024	5 636
721	Laundry, cleaning, and garment services	††	††	††	††	172	44 878	17 519	4 055	1 829
7215	Coin-operated laundries and dry cleaning	††	††	††	††	44	5 538	1 258	276	206
721 ex. 7215	Other laundry, cleaning, and garment services	††	††	††	††	128	39 340	16 261	3 779	1 623
7211	Power laundries, family and commercial*	**	**	**	**	8	(D)	(D)	(D)	(D)
7216	Dry-cleaning plants, except rug cleaning*	**	**	**	**	71	11 854	4 785	1 109	653
Other 721	Laundry and cleaning services, n.e.c.*	**	**	**	**	49	(D)	(D)	(D)	(D)
7212	Garment pressing and agents for laundries and dry cleaners	**	**	**	**	10	(D)	(D)	(D)	(D)
7213	Linen supply*	**	**	**	**	4	(D)	(D)	(D)	(D)
7217	Carpet and upholstery cleaning	**	**	**	**	21	(D)	(D)	(D)	(D)
7218	Industrial laundries*	**	**	**	**	7	15 286	6 698	1 537	458
7214, 9	Other laundry, garment services, including diaper*	**	**	**	**	7	(D)	(D)	(D)	(D)
722	Photographic studios, portrait	††	††	††	††	68	(D)	(D)	(D)	(D)
723, 4	Beauty and barber shops	††	††	††	††	346	25 782	12 646	2 917	1 657
723	Beauty shops	††	††	††	††	326	(D)	(D)	(D)	(D)
724	Barber shops	††	††	††	††	20	(D)	(D)	(D)	(D)
725	Shoe repair, shoe shine, and hat-cleaning shops	††	††	††	††	11	800	271	68	31
726	Funeral service and crematories	††	††	††	††	76	17 702	5 151	1 264	382
729	Miscellaneous personal services	††	††	††	††	80	(D)	(D)	(D)	(D)

Table 4a. Summary Statistics for Firms Subject to Federal Income Tax for Standard Metropolitan Statistical Areas: 1982—Con.

[For meaning of abbreviations and symbols, see introductory text. For explanation of terms and comparability of 1977 and 1982 censuses, see appendix A. For definitions of SMSA's, see appendix D]

SIC code	Geographic area and kind of business or operation	All establishments				Establishments with payroll				
		Number	Receipts (\$1,000)	Unincorporated businesses or operations		Number	Receipts (\$1,000)	Annual payroll (\$1,000)	First quarter payroll (\$1,000)	Paid employees for pay period including March 12 (number)
				Individual proprietorships (number)	Partnerships (number)					
DAYTON-SPRINGFIELD SCSA—Con.										
73	Business services	††	††	††	††	744	390 506	171 841	40 094	13 326
731	Advertising	††	††	††	††	44	(D)	(D)	(D)	(D)
7311	Advertising agencies	††	††	††	††	35	15 926	6 811	1 859	342
7312	Outdoor advertising services	††	††	††	††	4	(D)	(D)	(D)	(D)
7313	Radio, TV, publishers' advertising representatives	††	††	††	††	1	(D)	(D)	(D)	(D)
7319	Advertising, n.e.c.	††	††	††	††	4	(D)	(D)	(D)	(D)
734	Services to dwellings and other buildings	††	††	††	††	113	20 259	10 529	2 594	1 924
7341	Window cleaning	††	††	††	††	8	(D)	(D)	(D)	(D)
7342	Disinfecting and exterminating services	††	††	††	††	16	(D)	(D)	(D)	(D)
7349	Cleaning and maintenance services, n.e.c.	††	††	††	††	89	(D)	(D)	(D)	(D)
737	Computer and data processing services	††	††	††	††	99	102 463	52 393	11 098	2 368
7372	Computer programming and other software services	††	††	††	††	60	(D)	(D)	(D)	(D)
7374	Data processing services	††	††	††	††	25	(D)	(D)	(D)	(D)
7379	Computer related services, n.e.c.	††	††	††	††	14	(D)	(D)	(D)	(D)
7392	Management, consulting, and public relations services	††	††	††	††	111	37 128	15 556	3 733	963
7394	Equipment rental and leasing services	††	††	††	††	47	15 425	3 421	818	228
Other 73	Other business services	††	††	††	††	330	(D)	(D)	(D)	(D)
732	Credit reporting, collection agencies	††	††	††	††	19	6 740	2 714	628	283
7331	Direct mail advertising services	††	††	††	††	8	8 925	2 225	447	152
7332	Blueprinting and photocopying services	††	††	††	††	11	1 928	427	90	40
7333	Commercial photography, art, and graphics	††	††	††	††	32	9 507	3 289	812	176
7339	Stenographic services; and reproduction services, n.e.c.	††	††	††	††	15	(D)	(D)	(D)	(D)
736	Personnel supply services	††	††	††	††	59	20 734	14 069	3 451	2 100
7361	Employment agencies	††	††	††	††	33	(D)	(D)	(D)	(D)
7362	Help supply services	††	††	††	††	26	(D)	(D)	(D)	(D)
7369	Facilities management services	††	††	††	††	-	-	-	-	-
7391	Research and development laboratories	††	††	††	††	21	58 308	26 098	6 212	1 187
7397	Testing laboratories and facilities	††	††	††	††	8	3 364	1 485	451	93
7393	Detective agencies and protective services	††	††	††	††	45	20 151	11 892	2 871	1 639
7395	Photofinishing laboratories*	††	††	††	††	14	(D)	(D)	(D)	(D)
7399 pt.	Sign painting shops	††	††	††	††	8	(D)	(D)	(D)	(D)
7399 pt.	Interior designing	††	††	††	††	3	522	101	24	7
7399 pt.	Telephone answering services	††	††	††	††	7	(D)	(D)	(D)	(D)
735, 7396, 7399 pt.	Other business services, n.e.c.	††	††	††	††	80	32 790	12 154	3 064	1 081
75	Automotive repair, services, and garages	††	††	††	††	488	108 030	26 977	6 094	2 275
751	Automotive rental and leasing, without drivers	††	††	††	††	41	26 454	4 261	1 006	315
752	Automobile parking	††	††	††	††	62	(D)	(D)	(D)	(D)
7523	Parking lots	††	††	††	††	45	(D)	(D)	(D)	(D)
7525	Parking structures	††	††	††	††	17	4 770	848	206	112
753	Automotive repair shops	††	††	††	††	340	63 966	18 507	4 068	1 404
7538	General automotive repair shops	††	††	††	††	125	23 504	6 827	1 531	541
7538 pt.	General automotive repair shops, except diesel	††	††	††	††	115	(D)	(D)	(D)	(D)
7538 pt.	Diesel repair shops	††	††	††	††	10	(D)	(D)	(D)	(D)
7531	Top and body repair shops	††	††	††	††	112	18 006	5 651	1 222	426
7534, 5, 9	Other automotive repair shops	††	††	††	††	103	22 456	6 029	1 315	437
7534	Tire retreading and repair shops	††	††	††	††	6	1 949	432	104	34
7535	Paint shops	††	††	††	††	12	2 264	689	130	57
7539 pt.	Auto electrical and fuel system services	††	††	††	††	6	(D)	(D)	(D)	(D)
7539 pt.	Radiator repair	††	††	††	††	14	2 040	515	116	42
7539 pt.	Glass replacement and repair	††	††	††	††	6	(D)	(D)	(D)	(D)
7539 pt.	Brake, front end, and wheel alignment	††	††	††	††	6	(D)	(D)	(D)	(D)
7539 pt.	Exhaust system services (muffler shops)	††	††	††	††	21	5 316	1 096	228	75
7539 pt.	Transmission repair shops	††	††	††	††	22	4 967	1 578	376	96
7539 pt.	Other automotive repair shops, n.e.c.	††	††	††	††	10	(D)	(D)	(D)	(D)
754	Automotive services, except repair	††	††	††	††	45	(D)	(D)	(D)	(D)
7542	Car washes	††	††	††	††	24	(D)	(D)	(D)	(D)
7549	Other automotive services	††	††	††	††	21	5 108	1 505	361	101
76	Miscellaneous repair services	††	††	††	††	236	67 540	20 714	5 065	1 564
762	Electrical and electronic repair shops	††	††	††	††	85	20 593	6 757	1 635	438
7622	Radio and TV repair shops	††	††	††	††	32	(D)	(D)	(D)	(D)
7623, 9	Other electrical and electronic repair shops	††	††	††	††	53	(D)	(D)	(D)	(D)
7623	Refrigeration and air-conditioning repair shops	††	††	††	††	14	(D)	(D)	(D)	(D)
7629	Electrical and electronic repair shops, n.e.c.	††	††	††	††	39	(D)	(D)	(D)	(D)
764	Reupholstery and furniture repair	††	††	††	††	21	(D)	(D)	(D)	(D)
763, 9	Other repair shops and related services	††	††	††	††	130	(D)	(D)	(D)	(D)
763	Watch, clock, and jewelry repair	††	††	††	††	7	521	171	41	19
769	Miscellaneous repair and related services	††	††	††	††	123	(D)	(D)	(D)	(D)
7692	Welding repair	††	††	††	††	17	4 287	1 523	376	89
7694	Armature rewinding shops	††	††	††	††	11	(D)	(D)	(D)	(D)
7699	Repair shops and related services, n.e.c.	††	††	††	††	95	34 313	10 035	2 464	848

Table 4a. Summary Statistics for Firms Subject to Federal Income Tax for Standard Metropolitan Statistical Areas: 1982—Con.

[For meaning of abbreviations and symbols, see introductory text. For explanation of terms and comparability of 1977 and 1982 censuses, see appendix A. For definitions of SMSA's, see appendix D.]

SIC code	Geographic area and kind of business or operation	All establishments				Establishments with payroll				
		Number	Receipts (\$1,000)	Unincorporated businesses or operations		Number	Receipts (\$1,000)	Annual payroll (\$1,000)	First quarter payroll (\$1,000)	Paid employees for pay period including March 12 (number)
				Individual proprietorships (number)	Partnerships (number)					
DAYTON-SPRINGFIELD SCSA—Con.										
78, 79	Amusement and recreation services, including motion pictures...	††	††	††	††	264	61 415	15 050	3 543	2 116
781, 2	Motion picture production, distribution, and services	††	††	††	††	10	3 027	792	206	61
783	Motion picture theaters	††	††	††	††	54	(D)	(D)	(D)	(D)
7832	Motion picture theaters, except drive-in	††	††	††	††	32	(D)	(D)	(D)	(D)
7833	Drive-in motion picture theaters	**	**	**	**	22	2 570	570	50	24
792	Producers, orchestras, and entertainers	††	††	††	††	8	(D)	(D)	(D)	(D)
7922	Theatrical producers (except motion picture) and miscellaneous theatrical services	**	**	**	**	2	(D)	(D)	(D)	(D)
7929	Bands, orchestras, actors, and other entertainers and entertainment groups	**	**	**	**	6	2 156	776	187	39
793	Bowling alleys and billiards and pool establishments	††	††	††	††	49	15 425	4 458	1 170	696
7932	Billiard and pool establishments	††	††	††	††	4	298	107	29	18
7933	Bowling alleys	††	††	††	††	45	15 127	4 351	1 141	678
79 ex. 792, 3	Commercial sports and other amusement and recreation services	††	††	††	††	143	25 713	6 493	1 449	958
794	Commercial sports	††	††	††	††	7	(D)	(D)	(D)	(D)
7941	Professional sports clubs, managers, promoters	††	††	††	††	-	-	-	-	-
7948	Racing, including track operation	††	††	††	††	7	(D)	(D)	(D)	(D)
79 ex. 792, 3, 4	Other amusement and recreation services	††	††	††	††	136	(D)	(D)	(D)	(D)
791	Dance halls, studios, and schools	**	**	**	**	22	(D)	(D)	(D)	(D)
7992	Public golf courses	**	**	**	**	8	1 353	372	61	23
7993	Coin-operated amusement device operators	**	**	**	**	23	6 656	1 075	288	123
7996	Amusement parks	**	**	**	**	-	-	-	-	-
7997	Membership sports and recreation clubs	**	**	**	**	33	7 962	2 615	580	388
7999	Amusement and recreation services, n.e.c.	**	**	**	**	50	7 381	1 959	393	299
7999 pt.	Concession operators of amusement devices, rides	**	**	**	**	1	(D)	(D)	(D)	(D)
7999 pt.	Carnivals, circuses, and fairs	**	**	**	**	1	(D)	(D)	(D)	(D)
7999 pt.	Other commercial recreation and amusements	**	**	**	**	48	(D)	(D)	(D)	(D)
80, ex. 806	Health services, except hospitals	††	††	††	††	1 438	427 604	214 264	50 426	11 172
801	Offices of physicians	††	††	††	††	631	233 357	132 643	31 356	3 880
802	Offices of dentists	††	††	††	††	393	66 740	26 313	6 111	1 769
803	Offices of osteopathic physicians	††	††	††	††	95	22 766	11 393	2 427	378
8041	Offices of chiropractors	††	††	††	††	49	6 763	1 819	389	162
8042	Offices of optometrists	††	††	††	††	80	13 601	3 054	685	274
805	Nursing and personal care facilities	††	††	††	††	62	55 165	26 863	6 744	3 669
8049, 807, 8, 9	Other health services	††	††	††	††	128	29 212	12 179	2 714	1 040
807	Medical and dental laboratories	††	††	††	††	55	14 287	5 841	1 363	476
8071	Medical laboratories	††	††	††	††	23	8 336	3 176	745	285
8072	Dental laboratories	††	††	††	††	32	5 951	2 665	618	191
8049, 808, 9	Other health services, n.e.c.	††	††	††	††	73	14 925	6 338	1 351	564
81	Legal services	††	††	††	††	360	82 104	35 356	8 377	1 759
823, 4, 9	Selected educational services	††	††	††	††	33	5 423	1 955	433	202
823	Libraries and information centers	**	**	**	**	1	(D)	(D)	(D)	(D)
824	Correspondence schools and vocational schools	**	**	**	**	18	(D)	(D)	(D)	(D)
829	Schools and educational services, n.e.c.	**	**	**	**	14	2 156	720	158	99
891	Engineering, architectural, and surveying services	††	††	††	††	123	58 804	28 985	7 096	1 325
891 pt.	Architectural services	**	**	**	**	37	11 137	5 502	1 131	250
891 pt.	Engineering services	**	**	**	**	70	(D)	(D)	(D)	(D)
891 pt.	Surveying services	**	**	**	**	16	(D)	(D)	(D)	(D)
893	Accounting, auditing, and bookkeeping services	††	††	††	††	181	46 312	18 771	4 693	1 117
83, 892, 9	Social and other services	††	††	††	††	128	15 359	5 868	1 369	970
83	Social services	**	**	**	**	117	(D)	(D)	(D)	(D)
835	Child day care services	**	**	**	**	100	(D)	(D)	(D)	(D)
832, 3, 6, 9	Other social services	**	**	**	**	17	5 644	1 862	415	209
892, 9	Other services	**	**	**	**	11	(D)	(D)	(D)	(D)

Table 4a. Summary Statistics for Firms Subject to Federal Income Tax for Standard Metropolitan Statistical Areas: 1982—Con.

[For meaning of abbreviations and symbols, see introductory text. For explanation of terms and comparability of 1977 and 1982 censuses, see appendix A. For definitions of SMSA's, see appendix D.]

SIC code	Geographic area and kind of business or operation	All establishments				Establishments with payroll				
		Number	Receipts (\$1,000)	Unincorporated businesses or operations		Number	Receipts (\$1,000)	Annual payroll (\$1,000)	First quarter payroll (\$1,000)	Paid employees for pay period including March 12 (number)
				Individual proprietorships (number)	Partnerships (number)					
AKRON SMSA										
	Total	††	††	††	††	3 339	883 980	355 886	87 846	26 020
70	Hotels, motels, and other lodging places	††	††	††	††	59	42 888	12 098	2 702	1 933
7011	Hotels, motor hotels, and motels.....	††	††	††	††	45	41 498	11 805	2 673	1 885
7011 pt.	Hotels.....	††	††	††	††	15	23 174	6 620	1 462	1 082
7011 pt.	Hotels, 25 guestrooms or more.....	††	††	††	††	11	23 095	6 603	1 459	1 078
7011 pt.	Hotels, less than 25 guestrooms.....	††	††	††	††	4	79	17	3	4
7011 pt.	Motels, motor hotels, and tourist courts.....	††	††	††	††	30	18 324	5 185	1 211	803
7011 pt.	Motels, tourist courts.....	††	††	††	††	26	17 856	5 048	1 177	777
7011 pt.	Motor hotels.....	††	††	††	††	4	468	137	34	26
702, 3, 4	Other lodging places.....	††	††	††	††	14	1 390	293	29	48
703	Trailing parks and camps.....	††	††	††	††	12	(D)	(D)	(D)	(D)
702, 4	Rooming, boarding, and membership lodging.....	††	††	††	††	2	(D)	(D)	(D)	(D)
72	Personal services	††	††	††	††	529	71 483	24 671	5 749	3 029
721	Laundry, cleaning, and garment services.....	††	††	††	††	116	22 322	6 031	1 590	775
7215	Coin-operated laundries and dry cleaning.....	††	††	††	††	24	8 561	880	204	105
721 ex.	Other laundry, cleaning, and garment services.....	††	††	††	††	92	13 761	5 151	1 386	670
7215	Power laundries, family and commercial*.....	††	††	††	††	6	1 402	612	145	71
7216	Dry-cleaning plants, except rug cleaning*.....	††	††	††	††	62	7 810	2 767	650	393
Other 721	Laundry and cleaning services, n.e.c.*.....	††	††	††	††	24	4 549	1 772	591	206
7212	Garment pressing and agents for laundries and dry cleaners.....	††	††	††	††	2	(D)	(D)	(D)	(D)
7213	Linen supply*.....	††	††	††	††	2	(D)	(D)	(D)	(D)
7217	Carpet and upholstery cleaning.....	††	††	††	††	12	1 180	418	69	45
7218	Industrial laundriers*.....	††	††	††	††	4	2 494	1 183	485	145
7214, 9	Other laundry, garment services, including diaper*.....	††	††	††	††	4	(D)	(D)	(D)	(D)
722	Photographic studios, portrait.....	††	††	††	††	18	3 060	765	158	124
723, 4	Beauty and barber shops.....	††	††	††	††	291	21 082	10 912	2 349	1 434
723	Beauty shops.....	††	††	††	††	265	19 487	10 189	2 190	1 363
724	Barber shops.....	††	††	††	††	26	1 595	723	159	71
725	Shoe repair, shoe shine, and hat-cleaning shops.....	††	††	††	††	6	234	67	21	10
726	Funeral service and crematories.....	††	††	††	††	44	15 581	4 198	989	312
729	Miscellaneous personal services.....	††	††	††	††	54	9 204	2 698	642	374
73	Business services	††	††	††	††	504	165 953	69 204	17 111	6 244
731	Advertising.....	††	††	††	††	33	11 191	4 758	1 193	229
7311	Advertising agencies.....	††	††	††	††	30	(D)	(D)	(D)	(D)
7312	Outdoor advertising services.....	††	††	††	††	-	-	-	-	-
7313	Radio, TV, publishers' advertising representatives.....	††	††	††	††	3	(D)	(D)	(D)	(D)
7319	Advertising, n.e.c.....	††	††	††	††	-	-	-	-	-
734	Services to dwellings and other buildings.....	††	††	††	††	100	11 632	5 970	1 393	1 060
7341	Window cleaning.....	††	††	††	††	1	(D)	(D)	(D)	(D)
7342	Disinfecting and exterminating services.....	††	††	††	††	11	2 130	818	186	57
7349	Cleaning and maintenance services, n.e.c.....	††	††	††	††	88	(D)	(D)	(D)	(D)
737	Computer and data processing services.....	††	††	††	††	34	20 216	7 882	2 020	428
7372	Computer programming and other software services.....	††	††	††	††	18	9 140	3 836	1 034	216
7374	Data processing services.....	††	††	††	††	11	7 045	3 095	775	163
7379	Computer related services, n.e.c.....	††	††	††	††	5	4 031	951	211	49
7392	Management, consulting, and public relations services.....	††	††	††	††	85	22 498	8 785	2 106	471
7394	Equipment rental and leasing services.....	††	††	††	††	27	9 591	2 455	541	176
Other 73	Other business services.....	††	††	††	††	225	90 825	39 354	9 858	3 880
732	Credit reporting, collection agencies.....	††	††	††	††	14	3 200	967	223	97
7331	Direct mail advertising services.....	††	††	††	††	3	600	130	26	12
7332	Blueprinting and photocopying services.....	††	††	††	††	9	3 195	744	195	56
7333	Commercial photography, art, and graphics.....	††	††	††	††	24	8 168	3 466	940	172
7339	Stenographic services; and reproduction services, n.e.c.....	††	††	††	††	13	1 645	899	208	66
736	Personnel supply services.....	††	††	††	††	52	26 417	14 468	3 659	1 561
7361	Employment agencies.....	††	††	††	††	30	(D)	(D)	(D)	(D)
7362	Help supply services.....	††	††	††	††	22	13 709	8 680	2 274	1 158
7369	Facilities management services.....	††	††	††	††	-	(D)	(D)	(D)	(D)
7391	Research and development laboratories.....	††	††	††	††	7	(D)	(D)	(D)	(D)
7397	Testing laboratories and facilities.....	††	††	††	††	8	7 479	3 367	701	129
7393	Detective agencies and protective services.....	††	††	††	††	34	11 165	6 655	1 639	974
7395	Photofinishing laboratories*.....	††	††	††	††	4	(D)	(D)	(D)	(D)
7399 pt.	Sign painting shops.....	††	††	††	††	3	171	47	12	7
7399 pt.	Interior designing.....	††	††	††	††	8	1 564	351	82	41
7399 pt.	Telephone answering services.....	††	††	††	††	11	2 176	940	234	110
735, 7396, 7399 pt.	Other business services, n.e.c.....	††	††	††	††	35	12 907	4 528	1 209	440

Table 4a. Summary Statistics for Firms Subject to Federal Income Tax for Standard Metropolitan Statistical Areas: 1982—Con.

[For meaning of abbreviations and symbols, see introductory text. For explanation of terms and comparability of 1977 and 1982 censuses, see appendix A. For definitions of SMSA's, see appendix D.]

SIC code	Geographic area and kind of business or operation	All establishments				Establishments with payroll				
		Number	Receipts (\$1,000)	Unincorporated businesses or operations		Number	Receipts (\$1,000)	Annual payroll (\$1,000)	First quarter payroll (\$1,000)	Paid employees for pay period including March 12 (number)
				Individual proprietorships (number)	Partnerships (number)					
	AKRON SMSA—Con.									
75	Automotive repair, services, and garages.....	††	††	††	††	345	89 504	22 992	5 256	1 837
751	Automotive rental and leasing, without drivers	††	††	††	††	34	19 206	2 643	629	192
752	Automobile parking	††	††	††	††	17	2 138	633	178	169
7523	Parking lots	**	**	**	**	15	(D)	(D)	(D)	(D)
7525	Parking structures	**	**	**	**	2	(D)	(D)	(D)	(D)
753	Automotive repair shops.....	††	††	††	††	239	59 705	17 105	3 815	1 134
7538	General automotive repair shops	††	††	††	††	77	13 158	3 871	889	282
7538 pt.	General automotive repair shops, except diesel	**	**	**	**	73	11 649	3 304	746	248
7538 pt.	Diesel repair shops	**	**	**	**	4	1 509	567	143	34
7531	Top and body repair shops	††	††	††	††	79	16 115	5 272	1 223	361
7534, 5, 9	Other automotive repair shops	††	††	††	††	83	30 432	7 962	1 703	491
7534	Tire retreading and repair shops	**	**	**	**	5	5 342	1 296	332	52
7535	Paint shops	**	**	**	**	12	2 038	741	151	53
7539 pt.	Auto electrical and fuel system services	**	**	**	**	8	7 637	1 512	247	95
7539 pt.	Radiator repair	**	**	**	**	6	(D)	(D)	(D)	(D)
7539 pt.	Glass replacement and repair	**	**	**	**	12	2 182	662	176	42
7539 pt.	Brake, front end, and wheel alignment	**	**	**	**	6	2 116	797	145	42
7539 pt.	Exhaust system services (muffler shops)	**	**	**	**	17	4 603	1 046	222	75
7539 pt.	Transmission repair shops	**	**	**	**	15	4 847	1 495	351	102
7539 pt.	Other automotive repair shops, n.e.c.	**	**	**	**	2	(D)	(D)	(D)	(D)
754	Automotive services, except repair	††	††	††	††	55	8 455	2 611	634	342
7542	Car washes	**	**	**	**	31	4 846	1 321	320	216
7549	Other automotive services	**	**	**	**	24	3 609	1 290	314	126
76	Miscellaneous repair services	††	††	††	††	140	42 453	14 711	3 366	947
762	Electrical and electronic repair shops	††	††	††	††	38	17 439	7 394	1 597	407
7622	Radio and TV repair shops	††	††	††	††	13	3 833	1 357	311	93
7623, 9	Other electrical and electronic repair shops	††	††	††	††	25	13 606	6 037	1 286	314
7623	Refrigeration and air-conditioning repair shops	**	**	**	**	4	478	167	37	14
7629	Electrical and electronic repair shops, n.e.c.	**	**	**	**	21	13 128	5 870	1 249	300
764	Reupholstery and furniture repair	††	††	††	††	20	2 006	794	168	90
763, 9	Other repair shops and related services.....	††	††	††	††	82	23 008	6 523	1 601	450
763	Watch, clock, and jewelry repair	**	**	**	**	3	124	44	12	4
769	Miscellaneous repair and related services	**	**	**	**	79	22 884	6 479	1 589	446
7692	Welding repair	**	**	**	**	11	1 497	575	140	45
7694	Armature rewinding shops	**	**	**	**	7	6 627	1 667	412	101
7699	Repair shops and related services, n.e.c.	**	**	**	**	61	14 760	4 237	1 037	300
78, 79	Amusement and recreation services, including motion pictures...	††	††	††	††	191	88 787	27 809	5 668	2 396
781, 2	Motion picture production, distribution, and services	††	††	††	††	5	1 295	565	117	46
783	Motion picture theaters.....	††	††	††	††	24	8 648	1 495	317	263
7832	Motion picture theaters, except drive-in	**	**	**	**	18	7 783	1 292	306	245
7833	Drive-in motion picture theaters	**	**	**	**	6	865	203	11	18
792	Producers, orchestras, and entertainers	††	††	††	††	16	4 862	1 782	285	207
7922	Theatrical producers (except motion picture) and miscellaneous theatrical services	**	**	**	**	5	4 393	1 599	244	166
7929	Bands, orchestras, actors, and other entertainers and entertainment groups	**	**	**	**	11	469	183	41	41
793	Bowling alleys and billiards and pool establishments	††	††	††	††	28	9 444	2 972	825	515
7932	Billiard and pool establishments.....	††	††	††	††	3	88	16	3	3
7933	Bowling alleys.....	††	††	††	††	25	9 356	2 956	822	512
79 ex. 792, 3	Commercial sports and other amusement and recreation services	††	††	††	††	118	64 538	20 995	4 124	1 365
794	Commercial sports.....	††	††	††	††	11	14 977	6 709	1 910	373
7941	Professional sports clubs, managers, promoters	††	††	††	††	1	(D)	(D)	(D)	(D)
7948	Racing, including track operation	††	††	††	††	10	(D)	(D)	(D)	(D)
79 ex. 792, 3, 4	Other amusement and recreation services	††	††	††	††	107	49 561	14 286	2 214	992
791	Dance halls, studios, and schools	**	**	**	**	10	416	162	40	36
7992	Public golf courses	**	**	**	**	20	5 234	1 619	181	86
7993	Coin-operated amusement device operators	**	**	**	**	9	(D)	(D)	(D)	(D)
7996	Amusement parks	**	**	**	**	4	(U)	(D)	(D)	(D)
7997	Membership sports and recreation clubs	**	**	**	**	25	7 083	2 474	378	237
7999	Amusement and recreation services, n.e.c.	**	**	**	**	39	9 354	2 476	431	283
7999 pt.	Concession operators of amusement devices, rides	**	**	**	**	2	(D)	(D)	(D)	(D)
7999 pt.	Carnivals, circuses, and fairs	**	**	**	**	1	(D)	(D)	(D)	(D)
7999 pt.	Other commercial recreation and amusements.....	**	**	**	**	36	(D)	(D)	(D)	(D)

Table 4a. Summary Statistics for Firms Subject to Federal Income Tax for Standard Metropolitan Statistical Areas: 1982—Con.

[For meaning of abbreviations and symbols, see introductory text. For explanation of terms and comparability of 1977 and 1982 censuses, see appendix A. For definitions of SMSA's, see appendix D]

SIC code	Geographic area and kind of business or operation	All establishments				Establishments with payroll				
		Number	Receipts (\$1,000)	Unincorporated businesses or operations		Number	Receipts (\$1,000)	Annual payroll (\$1,000)	First quarter payroll (\$1,000)	Paid employees for pay period including March 12 (number)
				Individual proprietorships (number)	Partnerships (number)					
AKRON SMSA—Con.										
80, ex. 806	Health services, except hospitals	††	††	††	††	1 000	259 570	129 940	33 779	6 490
801	Offices of physicians	††	††	††	††	498	139 505	78 381	21 345	2 070
802	Offices of dentists	††	††	††	††	273	43 980	17 087	4 213	1 162
803	Offices of osteopathic physicians	††	††	††	††	48	9 881	5 371	1 307	212
8041	Offices of chiropractors	††	††	††	††	20	2 849	800	159	65
8042	Offices of optometrists	††	††	††	††	45	7 424	2 205	501	151
805	Nursing and personal care facilities	††	††	††	††	27	37 966	17 792	4 313	2 201
8049, 807, 8, 9	Other health services	††	††	††	††	89	17 965	8 304	1 941	629
807	Medical and dental laboratories	††	††	††	††	29	5 595	2 264	564	195
8071	Medical laboratories	††	††	††	††	10	1 899	570	137	62
8072	Dental laboratories	††	††	††	††	19	3 696	1 694	427	133
8049, 808, 9	Other health services, n.e.c.	††	††	††	††	60	12 370	6 040	1 377	434
81	Legal services	††	††	††	††	273	50 745	23 303	6 361	1 064
823, 4, 9	Selected educational services	††	††	††	††	22	3 212	1 193	294	168
823	Libraries and information centers	-	-	-	-	-
824	Correspondence schools and vocational schools	11	2 241	803	181	74
829	Schools and educational services, n.e.c.	11	971	390	113	94
891	Engineering, architectural, and surveying services	††	††	††	††	102	36 142	15 832	4 167	705
891 pt.	Architectural services	29	6 111	2 772	843	125
891 pt.	Engineering services	61	29 143	12 647	3 196	545
891 pt.	Surveying services	12	888	413	128	35
893	Accounting, auditing, and bookkeeping services	††	††	††	††	112	27 711	11 838	2 857	707
83, 892, 9	Social and other services	††	††	††	††	62	5 532	2 295	536	500
83	Social services	51	4 462	1 977	457	469
835	Child day care services	37	2 855	1 475	355	395
832, 3, 6, 9	Other social services	14	1 607	502	102	74
892, 9	Other services	11	1 070	318	79	31
CANTON SMSA										
	Total	††	††	††	††	1 976	459 924	185 942	43 330	14 531
70	Hotels, motels, and other lodging places	††	††	††	††	41	14 374	3 411	703	513
7011	Hotels, motor hotels, and motels	††	††	††	††	29	12 877	3 077	672	485
7011 pt.	Hotels	††	††	††	††	8	4 492	1 465	286	217
7011 pt.	Motels, motor hotels, and tourist courts	††	††	††	††	21	8 385	1 612	386	268
702, 3, 4	Other lodging places	††	††	††	††	12	1 497	334	31	28
72	Personal services	††	††	††	††	334	38 080	12 941	3 041	1 698
721	Laundry, cleaning, and garment services	††	††	††	††	81	15 112	5 201	1 167	598
7215	Coin-operated laundries and dry cleaning	††	††	††	††	14	1 226	281	63	51
721 ex. 7215	Other laundry, cleaning, and garment services	††	††	††	††	67	13 886	4 920	1 104	547
7211	Power laundries, family and commercial*	3	330	144	34	25
7216	Dry-cleaning plants, except rug cleaning*	47	5 215	1 837	419	293
Other 721	Laundry and cleaning services, n.e.c.*	17	8 341	2 939	651	229
722	Photographic studios, portrait	††	††	††	††	14	1 504	323	77	58
723, 4	Beauty and barber shops	††	††	††	††	160	9 109	4 169	955	581
723	Beauty shops	††	††	††	††	150	8 818	4 046	925	564
724	Barber shops	††	††	††	††	10	291	123	30	17
725	Shoe repair, shoe shine, and hat-cleaning shops	††	††	††	††	7	440	100	24	14
726	Funeral service and crematories	††	††	††	††	37	7 839	1 780	460	193
729	Miscellaneous personal services	††	††	††	††	35	4 076	1 368	358	254
73	Business services	††	††	††	††	247	84 796	32 203	7 739	3 260
731	Advertising	††	††	††	††	19	4 888	1 864	368	93
734	Services to dwellings and other buildings	††	††	††	††	49	6 379	3 220	764	573
737	Computer and data processing services	††	††	††	††	19	7 728	2 895	673	180
7392	Management, consulting, and public relations services	††	††	††	††	30	7 579	3 455	782	177
7394	Equipment rental and leasing services	††	††	††	††	16	3 373	698	142	55
Other 73	Other business services	††	††	††	††	114	54 849	20 071	5 010	2 182
75	Automotive repair, services, and garages	††	††	††	††	189	37 964	8 890	2 116	825
751	Automotive rental and leasing, without drivers	††	††	††	††	13	9 408	1 172	260	78
752	Automobile parking	††	††	††	††	6	530	153	36	27
753	Automotive repair shops	††	††	††	††	146	25 503	6 520	1 558	547
7538	General automotive repair shops	††	††	††	††	56	6 828	1 576	400	150
7531	Top and body repair shops	††	††	††	††	48	9 829	2 595	605	216
7534, 5, 9	Other automotive repair shops	††	††	††	††	42	8 846	2 349	553	181
754	Automotive services, except repair	††	††	††	††	24	2 523	1 045	262	173

Table 4a. Summary Statistics for Firms Subject to Federal Income Tax for Standard Metropolitan Statistical Areas: 1982—Con.

[For meaning of abbreviations and symbols, see introductory text. For explanation of terms and comparability of 1977 and 1982 censuses, see appendix A. For definitions of SMSA's, see appendix D.]

SIC code	Geographic area and kind of business or operation	All establishments				Establishments with payroll				
		Number	Receipts (\$1,000)	Unincorporated businesses or operations		Number	Receipts (\$1,000)	Annual payroll (\$1,000)	First quarter payroll (\$1,000)	Paid employees for pay period including March 12 (number)
				Individual proprietorships (number)	Partnerships (number)					
CANTON SMSA—Con.										
76	Miscellaneous repair services	††	††	††	††	72	25 371	8 680	2 036	547
762	Electrical and electronic repair shops	††	††	††	††	15	3 019	830	206	71
7622	Radio and TV repair shops	††	††	††	††	8	2 457	685	162	51
7623, 9	Other electrical and electronic repair shops	††	††	††	††	7	562	145	44	20
764	Reupholstery and furniture repair	††	††	††	††	10	642	214	54	24
763, 9	Other repair shops and related services	††	††	††	††	47	21 710	7 636	1 776	452
78, 79	Amusement and recreation services, including motion pictures	††	††	††	††	122	25 542	6 738	1 479	1 233
781, 2	Motion picture production, distribution, and services	††	††	††	††	-	-	-	-	-
783	Motion picture theaters	††	††	††	††	12	(D)	(D)	(D)	(D)
792	Producers, orchestras, and entertainers	††	††	††	††	5	(D)	(D)	(D)	(D)
793	Bowling alleys and billiards and pool establishments	††	††	††	††	26	7 802	2 227	667	477
79 ex. 792, 3	Commercial sports and other amusement and recreation services	††	††	††	††	79	13 415	3 686	629	570
80, ex. 806	Health services, except hospitals	††	††	††	††	650	177 211	89 642	20 415	4 877
801	Offices of physicians	††	††	††	††	311	94 566	53 131	12 028	1 556
802	Offices of dentists	††	††	††	††	172	24 579	8 905	1 894	667
803	Offices of osteopathic physicians	††	††	††	††	16	7 658	4 341	1 119	137
8041	Offices of chiropractors	††	††	††	††	24	3 087	887	166	76
8042	Offices of optometrists	††	††	††	††	33	4 088	1 187	238	95
805	Nursing and personal care facilities	††	††	††	††	43	34 555	16 688	3 914	2 065
8049, 807, 8, 9	Other health services	††	††	††	††	51	8 678	4 503	1 056	281
81	Legal services	††	††	††	††	161	26 843	10 862	2 592	577
823, 4, 9	Selected educational services	††	††	††	††	16	2 591	531	159	63
891	Engineering, architectural, and surveying services	††	††	††	††	38	10 292	4 906	1 360	324
893	Accounting, auditing, and bookkeeping services	††	††	††	††	71	14 615	6 087	1 440	391
83, 892, 9	Social and other services	††	††	††	††	35	2 245	1 051	250	223
83	Social services	††	††	††	††	34	(D)	(D)	(D)	(D)
892, 9	Other services	††	††	††	††	1	(D)	(D)	(D)	(D)
CINCINNATI, OHIO-KY.-IND., SMSA										
	Total	††	††	††	††	7 249	2 675 800	1 030 252	243 909	75 477
70	Hotels, motels, and other lodging places	††	††	††	††	136	174 073	50 704	11 627	5 910
7011	Hotels, motor hotels, and motels	††	††	††	††	120	168 212	49 158	11 270	5 735
7011 pt.	Hotels	††	††	††	††	43	112 858	33 796	8 005	3 573
7011 pt.	Hotels, 25 guestrooms or more	††	††	††	††	40	112 652	33 779	8 002	3 569
7011 pt.	Hotels, less than 25 guestrooms	††	††	††	††	3	206	17	3	4
7011 pt.	Motels, motor hotels, and tourist courts	††	††	††	††	77	55 354	15 362	3 265	2 162
7011 pt.	Motels, tourist courts	††	††	††	††	69	46 896	12 165	2 535	1 685
7011 pt.	Motor hotels	††	††	††	††	8	8 458	3 197	730	477
702, 3, 4	Other lodging places	††	††	††	††	16	5 861	1 546	357	175
703	Trailer parks and camps	††	††	††	††	9	(D)	(D)	(D)	(D)
702, 4	Rooming, boarding, and membership lodging	††	††	††	††	7	(D)	(D)	(D)	(D)
72	Personal services	††	††	††	††	1 115	157 468	56 860	13 316	6 765
721	Laundry, cleaning, and garment services	††	††	††	††	287	60 906	21 292	4 835	2 261
7215	Coin-operated laundries and dry cleaning	††	††	††	††	56	7 720	1 578	335	221
721 ex. 7215	Other laundry, cleaning, and garment services	††	††	††	††	231	53 186	19 714	4 500	2 040
7211	Power laundries, family and commercial*	††	††	††	††	10	3 905	2 009	488	207
7216	Dry-cleaning plants, except rug cleaning*	††	††	††	††	147	20 147	7 710	1 740	1 024
Other 721	Laundry and cleaning services, n.e.c.*	††	††	††	††	74	29 134	9 995	2 272	809
7212	Garment pressing and agents for laundries and dry cleaners	††	††	††	††	18	1 037	343	77	56
7213	Linen supply*	††	††	††	††	5	8 043	3 315	812	244
7217	Carpet and upholstery cleaning	††	††	††	††	33	4 299	1 482	274	137
7218	Industrial launderers*	††	††	††	††	7	13 149	3 834	877	269
7214, 9	Other laundry, garment services, including diaper*	††	††	††	††	11	2 606	1 021	232	103
722	Photographic studios, portrait	††	††	††	††	49	9 735	2 519	541	293
723, 4	Beauty and barber shops	††	††	††	††	520	42 215	20 499	4 790	2 422
723	Beauty shops	††	††	††	††	466	37 909	18 582	4 306	2 231
724	Barber shops	††	††	††	††	54	4 306	1 917	484	191
725	Shoe repair, shoe shine, and hat-cleaning shops	††	††	††	††	20	1 538	486	109	70
726	Funeral service and crematories	††	††	††	††	114	27 410	6 918	1 656	538
729	Miscellaneous personal services	††	††	††	††	125	15 664	5 146	1 385	1 181

Table 4a. Summary Statistics for Firms Subject to Federal Income Tax for Standard Metropolitan Statistical Areas: 1982—Con.

[For meaning of abbreviations and symbols, see introductory text. For explanation of terms and comparability of 1977 and 1982 censuses, see appendix A. For definitions of SMSA's, see appendix D]

SIC code	Geographic area and kind of business or operation	All establishments				Establishments with payroll				
		Number	Receipts (\$1,000)	Unincorporated businesses or operations		Number	Receipts (\$1,000)	Annual payroll (\$1,000)	First quarter payroll (\$1,000)	Paid employees for pay period including March 12 (number)
				Individual proprietorships (number)	Partnerships (number)					
CINCINNATI, OHIO-KY-IND., SMSA—Con.										
73	Business services	††	††	††	††	1 310	672 615	268 561	63 050	24 820
731	Advertising	††	††	††	††	96	59 199	22 781	5 257	1 227
7312	Advertising agencies	††	††	††	††	75	29 035	14 949	3 517	685
7313	Outdoor advertising services	**	**	**	**	6	(D)	(D)	(D)	(D)
7313	Radio, TV, publishers' advertising representatives	**	**	**	**	7	(D)	(D)	(D)	(D)
7319	Advertising, n.e.c.	**	**	**	**	8	14 973	3 597	735	247
734	Services to dwellings and other buildings	††	††	††	††	185	43 547	23 693	5 598	4 701
7341	Window cleaning	**	**	**	**	15	1 803	955	195	96
7342	Disinfecting and exterminating services	**	**	**	**	35	8 542	3 490	787	220
7349	Cleaning and maintenance services, n.e.c.	**	**	**	**	135	33 202	19 248	4 616	4 385
737	Computer and data processing services	††	††	††	††	120	109 665	38 077	8 797	2 190
7372	Computer programming and other software services	**	**	**	**	49	43 347	17 433	3 867	1 062
7374	Data processing services	**	**	**	**	42	47 032	14 772	3 490	839
7379	Computer related services, n.e.c.	**	**	**	**	29	19 286	5 872	1 440	289
7392	Management, consulting, and public relations services	††	††	††	††	244	111 347	50 999	12 518	3 098
7394	Equipment rental and leasing services	††	††	††	††	97	93 241	19 198	4 108	1 101
Other 73	Other business services	††	††	††	††	568	255 616	113 813	26 772	12 503
732	Credit reporting, collection agencies	**	**	**	**	29	18 714	6 496	1 530	475
7331	Direct mail advertising services	**	**	**	**	12	5 968	1 996	574	238
7332	Blueprinting and photocopying services	**	**	**	**	23	5 606	1 693	390	156
7333	Commercial photography, art, and graphics	**	**	**	**	97	34 926	13 733	3 233	632
7339	Stenographic services; and reproduction services, n.e.c.	**	**	**	**	28	3 524	1 456	342	126
736	Personnel supply services	**	**	**	**	119	54 648	32 556	7 703	5 930
7361	Employment agencies	**	**	**	**	66	(D)	(D)	(D)	(D)
7362	Help supply services	**	**	**	**	51	40 756	25 186	5 831	5 230
7369	Facilities management services	**	**	**	**	2	(D)	(D)	(D)	(D)
7391	Research and development laboratories	**	**	**	**	7	3 127	1 246	235	62
7397	Testing laboratories and facilities	**	**	**	**	12	12 721	7 195	1 318	262
7393	Detective agencies and protective services	**	**	**	**	60	35 644	19 505	4 973	2 388
7395	Photofinishing laboratories	**	**	**	**	23	20 326	5 139	1 204	728
7399 pt.	Sign painting shops	**	**	**	**	13	2 058	704	158	56
7399 pt.	Interior designing	**	**	**	**	19	4 219	1 173	256	101
7399 pt.	Telephone answering services	**	**	**	**	11	2 308	1 131	298	151
735, 7396, 7399 pt.	Other business services, n.e.c.	**	**	**	**	115	51 827	19 790	4 558	1 198
75	Automotive repair, services, and garages	††	††	††	††	699	206 567	45 907	10 991	3 594
751	Automotive rental and leasing, without drivers	††	††	††	††	59	85 307	12 088	3 076	717
752	Automobile parking	††	††	††	††	101	14 949	2 619	606	352
7523	Parking lots	**	**	**	**	87	11 144	1 605	388	248
7525	Parking structures	**	**	**	**	14	3 805	1 014	218	104
753	Automotive repair shops	††	††	††	††	475	98 288	28 608	6 695	2 113
7538	General automotive repair shops	††	††	††	††	201	42 496	11 658	2 755	887
7538 pt.	General automotive repair shops, except diesel	**	**	**	**	191	38 351	10 511	2 461	805
7538 pt.	Diesel repair shops	**	**	**	**	10	4 145	1 147	294	82
7531	Top and body repair shops	††	††	††	††	141	23 442	7 340	1 758	550
7534, 5, 9	Other automotive repair shops	††	††	††	††	133	32 350	9 610	2 182	676
7534	Tire retreading and repair shops	**	**	**	**	7	3 840	1 157	283	71
7535	Paint shops	**	**	**	**	16	3 236	1 097	201	95
7539 pt.	Auto electrical and fuel system services	**	**	**	**	8	1 808	517	111	29
7539 pt.	Radiator repair	**	**	**	**	15	2 217	617	132	54
7539 pt.	Glass replacement and repair	**	**	**	**	11	3 769	1 039	212	63
7539 pt.	Brake, front end, and wheel alignment	**	**	**	**	16	2 974	933	217	67
7539 pt.	Exhaust system services (muffler shops)	**	**	**	**	20	4 770	1 129	217	76
7539 pt.	Transmission repair shops	**	**	**	**	33	8 612	2 752	716	200
7539 pt.	Other automotive repair shops, n.e.c.	**	**	**	**	7	1 124	369	93	21
754	Automotive services, except repair	††	††	††	††	64	8 023	2 592	614	412
7542	Car washes	**	**	**	**	44	5 879	1 896	456	353
7549	Other automotive services	**	**	**	**	20	2 144	696	158	59
76	Miscellaneous repair services	††	††	††	††	330	92 138	29 041	6 593	1 832
762	Electrical and electronic repair shops	††	††	††	††	92	23 698	8 240	1 808	468
7622	Radio and TV repair shops	††	††	††	††	48	8 344	2 922	569	170
7623, 9	Other electrical and electronic repair shops	††	††	††	††	44	15 354	5 318	1 239	298
7623	Refrigeration and air-conditioning repair shops	**	**	**	**	10	2 963	936	188	41
7629	Electrical and electronic repair shops, n.e.c.	**	**	**	**	34	12 391	4 382	1 051	257
764	Reupholstery and furniture repair	††	††	††	††	37	3 061	927	222	102
763, 9	Other repair shops and related services	††	††	††	††	201	65 379	19 874	4 563	1 262
763	Watch, clock, and jewelry repair	**	**	**	**	17	2 633	755	186	72
769	Miscellaneous repair and related services	**	**	**	**	184	62 746	19 119	4 377	1 190
7692	Welding repair	**	**	**	**	30	4 211	1 584	342	123
7694	Armature rewinding shops	**	**	**	**	17	22 710	6 990	1 579	352
7699	Repair shops and related services, n.e.c.	**	**	**	**	137	35 825	10 545	2 456	715

Table 4a. Summary Statistics for Firms Subject to Federal Income Tax for Standard Metropolitan Statistical Areas: 1982—Con.

[For meaning of abbreviations and symbols, see introductory text. For explanation of terms and comparability of 1977 and 1982 censuses, see appendix A. For definitions of SMSA's, see appendix D]

SIC code	Geographic area and kind of business or operation	All establishments				Establishments with payroll				
		Number	Receipts (\$1,000)	Unincorporated businesses or operations		Number	Receipts (\$1,000)	Annual payroll (\$1,000)	First quarter payroll (\$1,000)	Paid employees for pay period including March 12 (number)
				Individual proprietorships (number)	Partnerships (number)					
CINCINNATI, OHIO-KY-IND., SMSA—Con.										
78, 79	Amusement and recreation services, including motion pictures...	††	††	††	††	333	344 541	93 875	21 141	7 595
781, 2	Motion picture production, distribution, and services	††	††	††	††	35	155 303	32 893	8 022	2 966
783	Motion picture theaters	††	††	††	††	48	19 797	3 206	692	612
7832	Motion picture theaters, except drive-in	††	††	††	††	32	16 828	2 622	614	526
7833	Drive-in motion picture theaters	**	**	**	**	16	2 969	584	78	86
792	Producers, orchestras, and entertainers	††	††	††	††	13	1 809	786	177	54
7922	Theatrical producers (except motion picture) and miscellaneous theatrical services	**	**	**	**	9	(D)	(D)	(D)	(D)
7929	Bands, orchestras, actors, and other entertainers and entertainment groups	**	**	**	**	4	(D)	(D)	(D)	(D)
793	Bowling alleys and billiards and pool establishments	††	††	††	††	53	21 927	6 942	1 850	1 037
7932	Billiard and pool establishments	††	††	††	††	6	648	250	67	22
7933	Bowling alleys	††	††	††	††	47	21 279	6 692	1 783	1 015
79 ex. 792, 3	Commercial sports and other amusement and recreation services ..	††	††	††	††	184	145 705	50 048	10 400	2 926
794	Commercial sports	††	††	††	††	14	48 018	24 337	6 062	1 139
7941	Professional sports clubs, managers, promoters	††	††	††	††	7	(D)	(D)	(D)	(D)
7948	Racing, including track operation	††	††	††	††	7	(D)	(D)	(D)	(D)
79 ex. 792, 3, 4	Other amusement and recreation services	††	††	††	††	170	97 687	25 711	4 338	1 787
791	Dance halls, studios, and schools	**	**	**	**	20	955	260	74	71
7992	Public golf courses	**	**	**	**	12	5 005	1 254	193	110
7993	Coin-operated amusement device operators	**	**	**	**	29	13 251	3 750	822	242
7996	Amusement parks	**	**	**	**	2	(D)	(D)	(D)	(D)
7997	Membership sports and recreation clubs	**	**	**	**	44	12 628	3 645	829	502
7999	Amusement and recreation services, n.e.c.	**	**	**	**	63	(D)	(D)	(D)	(D)
7999 pt.	Concession operators of amusement devices, rides	**	**	**	**	2	(D)	(D)	(D)	(D)
7999 pt.	Carnivals, circuses, and fairs	**	**	**	**	1	(D)	(D)	(D)	(D)
7999 pt.	Other commercial recreation and amusements	**	**	**	**	60	(D)	(D)	(D)	(D)
80, ex. 806	Health services, except hospitals	††	††	††	††	2 065	614 169	303 401	71 921	15 738
801	Offices of physicians	††	††	††	††	1 103	357 576	194 510	46 546	5 878
802	Offices of dentists	††	††	††	††	553	95 037	37 815	8 654	2 539
803	Offices of osteopathic physicians	††	††	††	††	22	4 889	2 181	516	126
8041	Offices of chiropractors	††	††	††	††	35	3 976	1 048	221	103
8042	Offices of optometrists	††	††	††	††	80	11 411	3 257	726	261
805	Nursing and personal care facilities	††	††	††	††	82	94 219	45 515	10 897	5 342
8049, 807, 8, 9	Other health services	††	††	††	††	190	47 061	19 075	4 361	1 489
807	Medical and dental laboratories	††	††	††	††	73	15 574	6 378	1 395	500
8071	Medical laboratories	††	††	††	††	33	7 981	2 799	650	233
8072	Dental laboratories	††	††	††	††	40	7 593	3 579	745	267
8049, 808, 9	Other health services, n.e.c.	††	††	††	††	117	31 487	12 697	2 966	989
81	Legal services	††	††	††	††	588	143 899	51 786	12 930	2 534
823, 4, 9	Selected educational services	††	††	††	††	56	12 964	4 799	1 034	469
823	Libraries and information centers	**	**	**	**	1	(D)	(D)	(D)	(D)
824	Correspondence schools and vocational schools	**	**	**	**	23	8 298	2 948	656	267
829	Schools and educational services, n.e.c.	**	**	**	**	32	(D)	(D)	(D)	(D)
891	Engineering, architectural, and surveying services	††	††	††	††	228	140 956	78 108	19 836	3 138
891 pt.	Architectural services	**	**	**	**	68	21 558	9 186	2 105	436
891 pt.	Engineering services	**	**	**	**	128	109 461	61 401	15 405	2 372
891 pt.	Surveying services	**	**	**	**	32	9 937	7 521	2 326	330
893	Accounting, auditing, and bookkeeping services	††	††	††	††	260	88 481	36 679	8 815	1 985
83, 892, 9	Social and other services	††	††	††	††	129	27 929	10 531	2 655	1 097
83	Social services	**	**	**	**	109	13 321	5 492	1 316	898
835	Child day care services	**	**	**	**	83	6 804	3 050	748	670
832, 3, 6, 9	Other social services	**	**	**	**	26	6 517	2 442	568	228
892, 9	Other services	**	**	**	**	20	14 608	5 039	1 339	199

Table 4a. Summary Statistics for Firms Subject to Federal Income Tax for Standard Metropolitan Statistical Areas: 1982—Con.

[For meaning of abbreviations and symbols, see introductory text. For explanation of terms and comparability of 1977 and 1982 censuses, see appendix A. For definitions of SMSA's, see appendix D]

SIC code	Geographic area and kind of business or operation	All establishments				Establishments with payroll				
		Number	Receipts (\$1,000)	Unincorporated businesses or operations		Number	Receipts (\$1,000)	Annual payroll (\$1,000)	First quarter payroll (\$1,000)	Paid employees for pay period including March 12 (number)
				Individual proprietorships (number)	Partnerships (number)					
CLEVELAND SMSA										
	Total.....	10 885	3 787 374	1 507 990	377 385	102 883				
70	Hotels, motels, and other lodging places.....	146	137 139	45 430	10 759	6 343				
7011	Hotels, motor hotels, and motels.....	128	135 337	45 011	10 631	6 292				
7011 pt.	Hotels.....	42	93 811	32 893	7 888	4 437				
7011 pt.	Hotels, 25 guestrooms or more.....	27	92 702	32 610	7 824	4 368				
7011 pt.	Hotels, less than 25 guestrooms.....	15	1 109	283	64	69				
7011 pt.	Motels, motor hotels, and tourist courts.....	86	41 526	12 118	2 743	1 855				
7011 pt.	Motels, tourist courts.....	77	33 301	9 254	2 125	1 495				
7011 pt.	Motor hotels.....	9	8 225	2 864	618	360				
702, 3, 4	Other lodging places.....	18	1 802	419	128	51				
703	Trailer parks and camps.....	13	1 384	335	106	29				
7032	Sporting and recreational camps.....	6	1 017	285	94	20				
7033	Trailer parks and camp sites for transients.....	7	367	50	12	9				
702, 4	Rooming, boarding, and membership lodging.....	5	418	84	22	22				
702	Rooming and boarding houses.....	4	(D)	(D)	(D)	(D)				
704	Organization hotels and lodging houses, on membership basis.....	1	(D)	(D)	(D)	(D)				
72	Personal services.....	1 476	220 683	82 667	19 162	10 020				
721	Laundry, cleaning, and garment services.....	383	77 646	29 101	6 700	3 096				
7215	Coin-operated laundries and dry cleaning.....	61	8 508	2 051	477	226				
7215 pt.	Coin-operated laundries and dry-cleaning stores.....	55	4 644	1 151	262	184				
7215 pt.	Coin-operated laundry machine routes.....	6	3 864	900	215	42				
721 ex. 7215	Other laundry, cleaning, and garment services.....	322	69 138	27 050	6 223	2 870				
7211	Power laundries, family and commercial*.....	16	5 340	2 662	707	330				
7216	Dry-cleaning plants, except rug cleaning*.....	208	26 323	10 061	2 264	1 398				
Other 721	Laundry and cleaning services, n.e.c.*.....	98	37 475	14 327	3 252	1 142				
7212	Garment pressing and agents for laundries and dry cleaners.....	20	1 204	308	51	41				
7213	Linen supply*.....	6	(D)	(D)	(D)	(D)				
7217	Carpet and upholstery cleaning.....	40	5 408	2 007	413	185				
7218	Industrial launderers*.....	14	22 938	8 241	1 915	583				
7214, 9	Other laundry, garment services, including diaper*.....	18	(D)	(D)	(D)	(D)				
7214	Diaper service*.....	2	(D)	(D)	(D)	(D)				
7219	Laundry and garment services, n.e.c.....	16	1 102	555	116	64				
722	Photographic studios, portrait.....	53	9 488	2 351	504	276				
723, 4	Beauty and barber shops.....	721	65 376	32 114	7 419	4 413				
723	Beauty shops.....	626	61 105	30 346	7 002	4 207				
724	Barber shops.....	95	4 271	1 768	417	206				
725	Shoe repair, shoe shine, and hat-cleaning shops.....	23	1 143	358	81	42				
726	Funeral service and crematories.....	136	43 515	11 134	2 626	788				
729	Miscellaneous personal services.....	160	23 515	7 609	1 832	1 405				
729 pt.	Reducing salons and health clubs, except resorts.....	35	8 983	2 989	660	515				
729 pt.	Tax preparation services.....	34	3 463	1 319	430	328				
729 pt.	Other personal services, n.e.c.....	91	11 069	3 301	742	562				
73	Business services.....	2 088	1 012 375	430 556	104 659	32 094				
731	Advertising.....	153	84 760	37 429	9 136	1 668				
7311	Advertising agencies.....	115	64 285	31 433	7 708	1 344				
7312	Outdoor advertising services.....	6	(D)	(D)	(D)	(D)				
7313	Radio, TV, publishers' advertising representatives.....	14	5 654	2 117	518	69				
7319	Advertising, n.e.c.....	18	(D)	(D)	(D)	(D)				
734	Services to dwellings and other buildings.....	288	74 866	39 587	9 414	5 039				
7341	Window cleaning.....	12	1 279	285	62	35				
7342	Disinfecting and exterminating services.....	44	9 336	4 045	960	294				
7349	Cleaning and maintenance services, n.e.c.....	232	64 251	35 257	8 392	4 710				
737	Computer and data processing services.....	179	161 119	60 184	15 126	2 814				
7372	Computer programming and other software services.....	65	42 558	20 780	5 549	798				
7374	Data processing services.....	79	88 702	30 284	7 374	1 616				
7374 pt.	Data processing services, except facilities management.....	73	81 018	27 786	6 713	1 486				
7374 pt.	Computer facilities management.....	6	7 684	2 498	661	150				
7379	Computer related services, n.e.c.....	35	29 859	9 120	2 203	400				
7392	Management, consulting, and public relations services.....	400	155 961	63 816	16 492	3 104				
7392 pt.	Management and administrative services.....	58	38 407	12 361	3 645	691				
7392 pt.	Public relations services.....	46	11 985	4 657	1 102	203				
7392 pt.	Management consulting services.....	162	72 169	33 518	8 002	1 296				
7392 pt.	Economic and sociological research.....	54	11 928	4 843	1 221	404				
7392 pt.	Consulting services, n.e.c.....	80	21 472	8 437	2 522	510				
7394	Equipment rental and leasing services.....	127	73 822	17 231	4 098	1 114				
7394 pt.	Equipment rental.....	84	34 979	8 240	1 986	686				
7394 pt.	Equipment leasing, except finance leasing.....	28	17 330	4 072	918	239				
7394 pt.	Leasing and rental of heavy construction equipment without operators.....	12	20 689	4 652	1 132	170				
7394 pt.	Rental of heavy construction equipment with operators.....	3	824	267	62	19				

Table 4a. Summary Statistics for Firms Subject to Federal Income Tax for Standard Metropolitan Statistical Areas: 1982—Con.

[For meaning of abbreviations and symbols, see introductory text. For explanation of terms and comparability of 1977 and 1982 censuses, see appendix A. For definitions of SMSA's, see appendix D]

SIC code	Geographic area and kind of business or operation	All establishments				Establishments with payroll				
		Number	Receipts (\$1,000)	Unincorporated businesses or operations		Number	Receipts (\$1,000)	Annual payroll (\$1,000)	First quarter payroll (\$1,000)	Paid employees for pay period including March 12 (number)
				Individual proprietorships (number)	Partnerships (number)					
	CLEVELAND SMSA—Con.									
73	Business services—Con.									
Other 73	Other business services	††	††	††	††	941	461 847	212 309	50 393	18 355
732	Credit reporting, collection agencies	**	**	**	**	54	27 565	10 327	2 546	766
732 pt.	Adjustment and collection agencies	**	**	**	**	47	(D)	(D)	(D)	(D)
732 pt.	Mercantile reporting agencies	**	**	**	**	3	(D)	(D)	(D)	(D)
732 pt.	Consumer credit reporting agencies	**	**	**	**	4	(D)	(D)	(D)	(D)
7331	Direct mail advertising services	**	**	**	**	21	19 235	5 282	1 377	389
7332	Blueprinting and photocopying services	**	**	**	**	23	11 445	3 636	921	314
7333	Commercial photography, art, and graphics	**	**	**	**	110	29 069	10 958	2 698	631
7333 pt.	Commercial photography	**	**	**	**	42	12 861	4 424	1 091	277
7333 pt.	Commercial art	**	**	**	**	28	6 471	3 233	873	174
7333 pt.	Graphic arts and related design and commercial photography, n.e.c.	**	**	**	**	40	9 737	3 301	734	180
7339	Stenographic services; and reproduction services, n.e.c.	**	**	**	**	56	19 510	6 133	1 473	445
736	Personnel supply services	**	**	**	**	199	120 805	82 916	19 330	7 549
7361	Employment agencies	**	**	**	**	123	25 503	12 154	3 329	1 032
7362	Help supply services	**	**	**	**	71	93 096	69 491	15 678	6 377
7362 pt.	Office help supply services	**	**	**	**	34	19 640	14 406	3 446	2 887
7362 pt.	Help supply, except office workers	**	**	**	**	37	73 456	55 085	12 232	3 490
7369	Facilities management services	**	**	**	**	5	2 206	1 271	323	140
7391	Research and development laboratories	**	**	**	**	21	10 756	4 239	976	225
7397	Testing laboratories and facilities	**	**	**	**	22	12 723	6 438	1 597	342
7393	Detective agencies and protective services	**	**	**	**	106	77 050	41 784	9 869	4 356
7393 pt.	Detective agencies and guard services	**	**	**	**	72	44 447	30 088	7 067	3 641
7393 pt.	Armored car services	**	**	**	**	6	4 777	2 009	488	160
7393 pt.	Burglar and fire alarm systems	**	**	**	**	28	27 826	9 687	2 314	555
7395	Photofinishing laboratories*	**	**	**	**	30	19 245	4 859	1 072	476
7399 pt.	Sign painting shops	**	**	**	**	18	1 790	619	139	57
7399 pt.	Interior designing	**	**	**	**	33	9 649	2 191	690	159
7399 pt.	Telephone answering services	**	**	**	**	36	6 107	2 682	678	358
735, 7396, 7399 pt.	Other business services, n.e.c.	**	**	**	**	212	96 898	30 245	7 027	2 288
735	News syndicates	**	**	**	**	2	(D)	(D)	(D)	(D)
7396	Trading stamp services (sales offices)	**	**	**	**	1	(D)	(D)	(D)	(D)
7399 pt.	Water softening services	**	**	**	**	5	928	239	60	20
7399 pt.	Packaging and labeling services	**	**	**	**	17	18 501	3 818	916	287
7399 pt.	Miscellaneous business services, n.e.c.	**	**	**	**	187	(D)	(D)	(D)	(D)
75	Automotive repair, services, and garages	††	††	††	††	1 061	346 723	78 251	17 814	6 248
751	Automotive rental and leasing, without drivers	††	††	††	††	124	162 413	22 714	5 170	1 482
7512 pt.	Passenger car rental, without drivers	**	**	**	**	40	70 043	11 446	2 477	841
7512 pt.	Passenger car leasing, except finance leasing	**	**	**	**	42	37 394	3 426	830	171
7513 pt.	Truck rental, without drivers	**	**	**	**	14	(D)	(D)	(D)	(D)
7513 pt.	Truck leasing, except finance leasing	**	**	**	**	24	41 487	6 476	1 570	357
7519	Utility trailer and recreational vehicle rental	**	**	**	**	4	(D)	(D)	(D)	(D)
752	Automobile parking	††	††	††	††	140	20 714	4 927	1 106	632
7523	Parking lots	**	**	**	**	107	10 160	2 372	498	285
7525	Parking structures	**	**	**	**	33	10 554	2 555	608	347
753	Automotive repair shops	††	††	††	††	676	140 793	42 742	9 587	2 900
7538	General automotive repair shops	††	††	††	††	234	44 542	13 425	3 077	927
7538 pt.	General automotive repair shops, except diesel	**	**	**	**	217	40 120	12 066	2 739	841
7538 pt.	Diesel repair shops	**	**	**	**	17	4 422	1 359	338	86
7531	Top and body repair shops	††	††	††	††	213	40 752	13 464	2 991	900
7534, 5, 9	Other automotive repair shops	††	††	††	††	229	55 499	15 853	3 519	1 073
7534	Tire retreading and repair shops	**	**	**	**	16	5 992	1 616	410	98
7535	Paint shops	**	**	**	**	23	4 807	1 757	334	154
7539 pt.	Auto electrical and fuel system services	**	**	**	**	11	1 656	581	152	43
7539 pt.	Radiator repair	**	**	**	**	25	4 655	1 322	270	84
7539 pt.	Glass replacement and repair	**	**	**	**	27	6 331	1 994	445	131
7539 pt.	Brake, front end, and wheel alignment	**	**	**	**	21	6 415	1 679	342	94
7539 pt.	Exhaust system services (muffler shops)	**	**	**	**	49	14 293	3 413	771	230
7539 pt.	Transmission repair shops	**	**	**	**	50	10 495	3 274	749	220
7539 pt.	Other automotive repair shops, n.e.c.	**	**	**	**	7	855	217	46	19
754	Automotive services, except repair	††	††	††	††	121	22 803	7 868	1 951	1 234
7542	Car washes	**	**	**	**	65	10 281	3 490	922	858
7549	Other automotive services	**	**	**	**	56	12 522	4 378	1 029	376
76	Miscellaneous repair services	††	††	††	††	522	170 411	59 660	15 297	3 516
762	Electrical and electronic repair shops	††	††	††	††	161	46 879	16 931	4 110	963
7622	Radio and TV repair shops	**	**	**	**	74	16 896	5 477	1 334	389
7623, 9	Other electrical and electronic repair shops	††	††	††	††	87	29 983	11 454	2 776	574
7623	Refrigeration and air-conditioning repair shops	**	**	**	**	19	7 128	2 643	707	106
7629	Electrical and electronic repair shops, n.e.c.	**	**	**	**	68	22 855	8 811	2 069	468
764	Reupholstery and furniture repair	††	††	††	††	40	3 944	1 533	333	145

Table 4a. Summary Statistics for Firms Subject to Federal Income Tax for Standard Metropolitan Statistical Areas: 1982—Con.

[For meaning of abbreviations and symbols, see introductory text. For explanation of terms and comparability of 1977 and 1982 censuses, see appendix A. For definitions of SMSA's, see appendix D]

SIC code	Geographic area and kind of business or operation	All establishments				Establishments with payroll				
		Number	Receipts (\$1,000)	Unincorporated businesses or operations		Number	Receipts (\$1,000)	Annual payroll (\$1,000)	First quarter payroll (\$1,000)	Paid employees for pay period including March 12 (number)
				Individual proprietorships (number)	Partnerships (number)					
	CLEVELAND SMSA—Con.									
	Miscellaneous repair services—Con.									
76	Miscellaneous repair services—Con.									
763, 9	Other repair shops and related services.....	††	††	††	††	321	119 588	41 196	10 854	2 408
763	Watch, clock, and jewelry repair.....	††	††	††	††	37	3 784	1 166	348	139
769	Miscellaneous repair and related services.....	**	**	**	**	284	115 804	40 030	10 506	2 269
7692	Welding repair.....	**	**	**	**	34	9 358	2 595	655	175
7694	Armature rewinding shops.....	**	**	**	**	24	25 305	8 867	2 310	444
7699	Repair shops and related services, n.e.c.....	**	**	**	**	226	81 141	28 568	7 541	1 650
7699 pt.	Farm machinery and equipment repair shops.....	**	**	**	**	2	(D)	(D)	(D)	(D)
7699 pt.	Lawnmower, saw, knife, tool sharpening and repair.....	**	**	**	**	13	1 852	518	110	45
7699 pt.	Sewer and septic tank cleaning services.....	**	**	**	**	16	6 039	2 548	633	159
7699 pt.	Other repair and related services, n.e.c.....	**	**	**	**	195	(D)	(D)	(D)	(D)
78, 79	Amusement and recreation services, including motion pictures...	††	††	††	††	512	220 125	62 166	15 246	6 612
781, 2	Motion picture production, distribution, and services.....	††	††	††	††	35	43 071	3 043	873	191
7813	Motion picture production, except for TV.....	**	**	**	**	12	(D)	(D)	(D)	(D)
7814	Motion picture, tape production for TV.....	**	**	**	**	5	(D)	(D)	(D)	(D)
7819	Services allied to motion picture production.....	**	**	**	**	5	(D)	(D)	(D)	(D)
7823	Motion picture film exchanges.....	**	**	**	**	9	(D)	(D)	(D)	(D)
7824	Film or tape distribution for TV.....	**	**	**	**	-	-	-	-	-
7829	Services allied to motion picture distribution.....	**	**	**	**	4	(D)	(D)	(D)	(D)
783	Motion picture theaters.....	††	††	††	††	77	26 949	4 791	1 046	818
7832	Motion picture theaters, except drive-in.....	**	**	**	**	57	23 844	4 122	967	699
7833	Drive-in motion picture theaters.....	**	**	**	**	20	3 105	669	79	119
792	Producers, orchestras, and entertainers.....	††	††	††	††	27	9 436	2 540	785	172
7922	Theatrical producers (except motion picture) and miscellaneous theatrical services.....	**	**	**	**	11	5 726	1 534	390	123
7922 pt.	Producers of live theatrical productions.....	**	**	**	**	3	(D)	(D)	(D)	(D)
7922 pt.	Producers of radio and TV shows, except tape.....	**	**	**	**	1	(D)	(D)	(D)	(D)
7922 pt.	Artists' and entertainers' managers or agents, concert bureaus, booking agents.....	**	**	**	**	4	789	265	66	18
7922 pt.	Other theatrical services.....	**	**	**	**	3	(D)	(D)	(D)	(D)
7929	Bands, orchestras, actors, and other entertainers and entertainment groups.....	**	**	**	**	16	3 710	1 006	395	49
7929 pt.	Dance groups and artists.....	**	**	**	**	-	(D)	(D)	(D)	(D)
7929 pt.	Symphony orchestras, opera companies, and chamber music organizations.....	**	**	**	**	-	-	-	-	-
7929 pt.	Other music and entertainment presentations.....	**	**	**	**	16	(D)	(D)	(D)	(D)
793	Bowling alleys and billiards and pool establishments.....	††	††	††	††	78	25 819	7 471	2 101	1 327
7932	Billiard and pool establishments.....	††	††	††	††	3	(D)	(D)	(D)	(D)
7933	Bowling alleys.....	††	††	††	††	75	(D)	(D)	(D)	(D)
79 ex. 792, 3	Commercial sports and other amusement and recreation services ..	††	††	††	††	295	114 850	44 321	10 441	4 104
794	Commercial sports.....	††	††	††	††	27	42 253	23 567	5 563	1 873
7941	Professional sports clubs, managers, promoters.....	††	††	††	††	5	(D)	(D)	(D)	(D)
7941 pt.	Baseball clubs.....	**	**	**	**	1	(D)	(D)	(D)	(D)
7941 pt.	Football clubs.....	**	**	**	**	1	(D)	(D)	(D)	(D)
7941 pt.	Other professional sports clubs.....	**	**	**	**	1	(D)	(D)	(D)	(D)
7941 pt.	Managers and promoters.....	**	**	**	**	2	(D)	(D)	(D)	(D)
7948	Racing, including track operation.....	††	††	††	††	22	(D)	(D)	(D)	(D)
7948 pt.	Auto race track operation.....	**	**	**	**	1	(D)	(D)	(D)	(D)
7948 pt.	Horse race track operation.....	**	**	**	**	1	(D)	(D)	(D)	(D)
7948 pt.	Dog race track operation.....	**	**	**	**	-	-	-	-	-
7948 pt.	Racing stables and racing, n.e.c.....	**	**	**	**	20	4 359	542	102	71
79 ex. 792, 3, 4	Other amusement and recreation services ..	††	††	††	††	268	72 597	20 754	4 878	2 231
791	Dance halls, studios, and schools.....	**	**	**	**	28	(D)	(D)	(D)	(D)
791 pt.	Public dance halls or ballrooms.....	**	**	**	**	2	(D)	(D)	(D)	(D)
791 pt.	Dance schools, including children's and professionals'.....	**	**	**	**	26	1 969	824	225	171
7992	Public golf courses.....	**	**	**	**	34	8 379	2 167	299	140
7993	Coin-operated amusement device operators.....	**	**	**	**	37	18 616	4 145	975	279
7996	Amusement parks.....	**	**	**	**	2	(D)	(D)	(D)	(D)
7997	Membership sports and recreation clubs.....	**	**	**	**	61	26 268	7 756	1 573	1 045
7999	Amusement and recreation services, n.e.c.....	**	**	**	**	106	16 483	5 637	1 753	561
7999 pt.	Concession operators of amusement devices, rides.....	**	**	**	**	7	(D)	(D)	(D)	(D)
7999 pt.	Carnivals, circuses, and fairs.....	**	**	**	**	4	(D)	(D)	(D)	(D)
7999 pt.	Carnivals and circuses.....	**	**	**	**	4	(D)	(D)	(D)	(D)
7999 pt.	Fairs.....	**	**	**	**	-	-	-	-	-
7999 pt.	Other commercial recreation and amusements.....	**	**	**	**	95	15 557	5 427	1 716	534
7999 pt.	Commercial museums, art galleries, and botanical and zoological gardens.....	**	**	**	**	-	-	-	-	-
7999 pt.	Roller skating rinks.....	**	**	**	**	11	3 150	1 055	303	222
7999 pt.	Ice skating rinks.....	**	**	**	**	-	-	-	-	-
7999 pt.	Other amusement and recreation services, n.e.c.....	**	**	**	**	84	12 407	4 372	1 413	312
80, ex. 806	Health services, except hospitals ..	††	††	††	††	3 127	865 970	401 030	107 014	21 011
801	Offices of physicians.....	††	††	††	††	1 543	445 115	230 369	63 301	6 489
802	Offices of dentists.....	††	††	††	††	906	151 870	61 249	17 032	4 075
803	Offices of osteopathic physicians.....	††	††	††	††	61	13 580	6 901	2 200	222
8041	Offices of chiropractors.....	††	††	††	††	40	5 969	1 842	423	121
8042	Offices of optometrists.....	††	††	††	††	101	13 724	3 342	706	276
805	Nursing and personal care facilities.....	††	††	††	††	103	127 571	63 879	15 265	7 506
8051	Skilled nursing care facilities.....	††	††	††	††	55	83 202	45 701	10 979	5 337
8059	Nursing and personal care facilities, n.e.c.....	**	**	**	**	48	34 369	18 178	4 286	2 169

Table 4a. Summary Statistics for Firms Subject to Federal Income Tax for Standard Metropolitan Statistical Areas: 1982—Con.

[For meaning of abbreviations and symbols, see introductory text. For explanation of terms and comparability of 1977 and 1982 censuses, see appendix A. For definitions of SMSA's, see appendix D]

SIC code	Geographic area and kind of business or operation	All establishments				Establishments with payroll				
		Number	Receipts (\$1,000)	Unincorporated businesses or operations		Number	Receipts (\$1,000)	Annual payroll (\$1,000)	First quarter payroll (\$1,000)	Paid employees for pay period including March 12 (number)
				Individual proprietorships (number)	Partnerships (number)					
CLEVELAND SMSA—Con.										
80, ex. 806	Health services, except hospitals—Con.									
8049, 807, 8, 9	Other health services	††	††	††	††	373	108 141	33 448	8 087	2 322
807	Medical and dental laboratories	††	††	††	††	108	36 487	13 500	3 306	843
8071	Medical laboratories	††	††	††	††	47	24 963	8 308	1 958	452
8072	Dental laboratories	††	††	††	††	61	11 524	5 192	1 348	391
8049, 808, 9	Other health services, n.e.c.	††	††	††	††	265	71 654	19 948	4 781	1 479
8049	Offices of health practitioners, n.e.c.	**	**	**	**	177	19 426	6 368	1 699	451
808	Outpatient care facilities	**	**	**	**	56	35 449	8 365	1 866	496
809	Health and allied services, n.e.c.	**	**	**	**	32	16 779	5 215	1 216	532
81	Legal services	††	††	††	††	881	348 851	124 674	31 895	5 630
823, 4, 9	Selected educational services	††	††	††	††	79	32 621	10 160	2 391	924
823	Libraries and information centers	**	**	**	**	-	-	-	-	-
824	Correspondence schools and vocational schools	**	**	**	**	25	24 944	7 235	1 728	541
8241	Correspondence schools	**	**	**	**	3	(D)	(D)	(D)	(D)
8243	Data processing schools	**	**	**	**	-	-	-	-	-
8244	Business and secretarial schools	**	**	**	**	6	1 810	908	204	111
8249	Vocational schools, except vocational high schools, n.e.c.	**	**	**	**	16	(D)	(D)	(D)	(D)
829	Schools and educational services, n.e.c.	**	**	**	**	54	7 677	2 925	663	383
891	Engineering, architectural, and surveying services	††	††	††	††	365	232 606	121 493	29 823	5 155
891 pt.	Architectural services	**	**	**	**	107	53 557	21 794	5 734	995
891 pt.	Engineering services	**	**	**	**	226	174 280	97 521	23 639	4 046
891 pt.	Surveying services	**	**	**	**	32	4 769	2 178	450	114
893	Accounting, auditing, and bookkeeping services	††	††	††	††	466	178 966	81 946	20 697	4 107
83, 892, 9	Social and other services	††	††	††	††	162	20 904	9 957	2 628	1 223
83	Social services	**	**	**	**	129	15 370	7 234	1 690	1 124
835	Child day care services	**	**	**	**	99	8 093	3 843	940	787
832, 3, 6, 9	Other social services	**	**	**	**	30	7 277	3 391	750	337
832	Individual and family social services	**	**	**	**	11	1 882	800	142	61
833	Job training and vocational rehabilitation services	**	**	**	**	2	(D)	(D)	(D)	(D)
836	Residential care	**	**	**	**	9	2 106	995	227	149
839	Social services, n.e.c.	**	**	**	**	8	(D)	(D)	(D)	(D)
892, 9	Other services	**	**	**	**	33	5 534	2 723	938	99
892	Noncommercial educational, scientific, and research organizations	**	**	**	**	-	-	-	-	-
899	Services, n.e.c.	**	**	**	**	33	5 534	2 723	938	99
COLUMBUS SMSA										
	Total	††	††	††	††	6 186	2 334 050	878 182	210 410	62 370
70	Hotels, motels, and other lodging places	††	††	††	††	103	114 391	32 852	8 008	4 872
7011	Hotels, motor hotels, and motels	††	††	††	††	87	113 149	32 600	7 952	4 827
7011 pt.	Hotels	††	††	††	††	26	72 815	22 851	5 659	3 341
7011 pt.	Hotels, 25 guestrooms or more	**	**	**	**	24	(D)	(D)	(D)	(D)
7011 pt.	Hotels, less than 25 guestrooms	**	**	**	**	2	(D)	(D)	(D)	(D)
7011 pt.	Motels, motor hotels, and tourist courts	††	††	††	††	61	40 334	9 749	2 293	1 486
7011 pt.	Motels, tourist courts	**	**	**	**	54	30 646	7 170	1 680	1 101
7011 pt.	Motor hotels	**	**	**	**	7	9 688	2 579	613	385
702, 3, 4	Other lodging places	††	††	††	††	16	1 242	252	56	45
703	Trailing parks and camps	††	††	††	††	9	883	176	32	27
702, 4	Rooming, boarding, and membership lodging	††	††	††	††	7	359	76	24	18
72	Personal services	††	††	††	††	846	121 142	43 359	10 190	5 144
721	Laundry, cleaning, and garment services	††	††	††	††	228	47 046	16 457	3 922	1 864
7215	Coin-operated laundries and dry cleaning	††	††	††	††	77	11 473	2 528	626	383
721 ex. 7215	Other laundry, cleaning, and garment services	††	††	††	††	151	35 573	13 929	3 296	1 481
7211	Power laundries, family and commercial*	**	**	**	**	4	728	338	82	44
7216	Dry-cleaning plants, except rug cleaning*	**	**	**	**	92	16 269	6 311	1 500	816
Other 721	Laundry and cleaning services, n.e.c.*	**	**	**	**	55	18 576	7 280	1 714	621
7212	Garment pressing and agents for laundries and dry cleaners	**	**	**	**	9	443	132	30	21
7213	Linen supply*	**	**	**	**	3	2 644	1 148	231	96
7217	Carpet and upholstery cleaning	**	**	**	**	26	3 575	1 188	226	105
7218	Industrial laundries*	**	**	**	**	9	9 867	4 110	1 060	330
7214, 9	Other laundry, garment services, including diaper*	**	**	**	**	8	2 047	702	167	69
722	Photographic studios, portrait	††	††	††	††	35	8 005	1 796	362	229
723, 4	Beauty and barber shops	††	††	††	††	390	33 157	15 977	3 746	1 866
723	Beauty shops	††	††	††	††	358	31 078	14 953	3 516	1 765
724	Barber shops	††	††	††	††	32	2 079	1 024	230	101
725	Shoe repair, shoe shine, and hat-cleaning shops	††	††	††	††	14	1 452	541	131	50
726	Funeral service and crematories	††	††	††	††	63	16 973	4 070	962	292
729	Miscellaneous personal services	††	††	††	††	116	14 509	4 518	1 067	843

Table 4a. Summary Statistics for Firms Subject to Federal Income Tax for Standard Metropolitan Statistical Areas: 1982—Con.

[For meaning of abbreviations and symbols, see introductory text. For explanation of terms and comparability of 1977 and 1982 censuses, see appendix A. For definitions of SMSA's, see appendix D]

SIC code	Geographic area and kind of business or operation	All establishments				Establishments with payroll				
		Number	Receipts (\$1,000)	Unincorporated businesses or operations		Number	Receipts (\$1,000)	Annual payroll (\$1,000)	First quarter payroll (\$1,000)	Paid employees for pay period including March 12 (number)
				Individual proprietorships (number)	Partnerships (number)					
COLUMBUS SMSA—Con.										
73	Business services	††	††	††	††	1 160	794 617	299 959	73 447	21 906
731	Advertising	††	††	††	††	81	35 385	9 689	2 277	615
7311	Advertising agencies	††	††	††	††	62	14 239	6 774	1 611	368
7312	Outdoor advertising services	**	**	**	**	9	12 146	1 651	406	82
7313	Radio, TV, publishers' advertising representatives	**	**	**	**	4	(D)	(D)	(D)	(D)
7319	Advertising, n.e.c.	**	**	**	**	6	(D)	(D)	(D)	(D)
734	Services to dwellings and other buildings	††	††	††	††	162	35 132	18 923	4 563	3 422
7341	Window cleaning	**	**	**	**	6	932	403	73	45
7342	Disinfecting and exterminating services	**	**	**	**	24	6 874	3 203	861	306
7349	Cleaning and maintenance services, n.e.c.	**	**	**	**	132	27 326	15 317	3 629	3 071
737	Computer and data processing services	††	††	††	††	107	118 909	40 562	10 611	1 993
7372	Computer programming and other software services	**	**	**	**	45	23 935	9 797	2 350	447
7374	Data processing services	**	**	**	**	45	81 076	26 983	7 431	1 372
7379	Computer related services, n.e.c.	**	**	**	**	17	13 898	3 782	830	174
7392	Management, consulting, and public relations services	††	††	††	††	252	195 252	58 698	14 640	3 415
7394	Equipment rental and leasing services	††	††	††	††	84	42 494	9 342	2 190	599
Other 73	Other business services	††	††	††	††	474	367 445	162 745	39 166	11 862
732	Credit reporting, collection agencies	**	**	**	**	41	33 142	9 966	2 281	796
7331	Direct mail advertising services	**	**	**	**	13	7 398	3 119	698	271
7332	Blueprinting and photocopying services	**	**	**	**	20	(D)	(D)	(D)	(D)
7333	Commercial photography, art, and graphics	**	**	**	**	40	13 015	3 656	786	218
7339	Stenographic services; and reproduction services, n.e.c.	**	**	**	**	28	(D)	(D)	(D)	(D)
736	Personnel supply services	**	**	**	**	102	45 395	31 599	7 859	2 877
7361	Employment agencies	**	**	**	**	57	(D)	(D)	(D)	(D)
7362	Help supply services	**	**	**	**	44	34 018	25 301	6 271	2 316
7369	Facilities management services	**	**	**	**	1	(D)	(D)	(D)	(D)
7391	Research and development laboratories	**	**	**	**	14	(D)	(D)	(D)	(D)
7397	Testing laboratories and facilities	**	**	**	**	12	(D)	(D)	(D)	(D)
7393	Detective agencies and protective services	**	**	**	**	52	(D)	(D)	(D)	(D)
7395	Photofinishing laboratories*	**	**	**	**	19	12 623	2 653	607	381
7399 pt.	Sign painting shops	**	**	**	**	8	1 138	435	101	38
7399 pt.	Interior designing	**	**	**	**	14	(D)	(D)	(D)	(D)
7399 pt.	Telephone answering services	**	**	**	**	12	(D)	(D)	(D)	(D)
735, 7396, 7399 pt.	Other business services, n.e.c.	**	**	**	**	99	(D)	(D)	(D)	(D)
75	Automotive repair, services, and garages	††	††	††	††	524	165 961	36 812	9 091	2 995
751	Automotive rental and leasing, without drivers	††	††	††	††	64	72 560	9 428	2 649	755
752	Automobile parking	††	††	††	††	67	7 206	1 305	307	195
7523	Parking lots	**	**	**	**	59	4 615	823	184	144
7525	Parking structures	**	**	**	**	8	2 591	482	123	51
753	Automotive repair shops	††	††	††	††	334	76 598	23 013	5 435	1 636
7538	General automotive repair shops	††	††	††	††	129	24 464	7 312	1 730	560
7538 pt.	General automotive repair shops, except diesel	**	**	**	**	118	21 817	6 476	1 535	497
7538 pt.	Diesel repair shops	**	**	**	**	11	2 647	836	195	63
7531	Top and body repair shops	††	††	††	††	89	20 617	6 466	1 598	442
7534, 5, 9	Other automotive repair shops	††	††	††	††	116	31 517	9 235	2 107	634
7534	Tire retreading and repair shops	**	**	**	**	6	5 276	1 454	358	86
7535	Paint shops	**	**	**	**	11	2 574	981	177	77
7539 pt.	Auto electrical and fuel system services	**	**	**	**	9	1 819	703	169	56
7539 pt.	Radiator repair	**	**	**	**	6	1 603	407	91	26
7539 pt.	Glass replacement and repair	**	**	**	**	6	1 966	491	119	32
7539 pt.	Brake, front end, and wheel alignment	**	**	**	**	20	5 307	1 710	400	125
7539 pt.	Exhaust system services (muffler shops)	**	**	**	**	22	5 397	1 176	263	79
7539 pt.	Transmission repair shops	**	**	**	**	27	6 007	1 858	443	127
7539 pt.	Other automotive repair shops, n.e.c.	**	**	**	**	9	1 568	455	87	26
754	Automotive services, except repair	††	††	††	††	59	9 597	3 066	700	409
7542	Car washes	**	**	**	**	30	3 492	1 179	258	220
7549	Other automotive services	**	**	**	**	29	6 105	1 887	442	189
76	Miscellaneous repair services	††	††	††	††	235	128 513	34 598	8 407	2 202
762	Electrical and electronic repair shops	††	††	††	††	72	28 964	9 021	1 991	583
7622	Radio and TV repair shops	††	††	††	††	23	12 008	3 700	773	279
7623, 9	Other electrical and electronic repair shops	††	††	††	††	49	16 956	5 321	1 218	304
7623	Refrigeration and air-conditioning repair shops	**	**	**	**	17	8 125	2 972	652	151
7629	Electrical and electronic repair shops, n.e.c.	**	**	**	**	32	8 831	2 349	566	153
764	Reupholstery and furniture repair	††	††	††	††	22	2 407	1 043	238	102
763, 9	Other repair shops and related services	††	††	††	††	141	97 142	24 534	6 178	1 517
763	Watch, clock, and jewelry repair	**	**	**	**	11	1 694	538	107	53
769	Miscellaneous repair and related services	**	**	**	**	130	95 448	23 996	6 071	1 464
7692	Welding repair	**	**	**	**	10	2 471	1 087	248	68
7694	Armature rewinding shops	**	**	**	**	14	64 611	14 467	3 815	698
7699	Repair shops and related services, n.e.c.	**	**	**	**	106	28 366	8 442	2 008	698

Table 4a. Summary Statistics for Firms Subject to Federal Income Tax for Standard Metropolitan Statistical Areas: 1982—Con.

[For meaning of abbreviations and symbols, see introductory text. For explanation of terms and comparability of 1977 and 1982 censuses, see appendix A. For definitions of SMSA's, see appendix D]

SIC code	Geographic area and kind of business or operation	All establishments				Establishments with payroll				
		Number	Receipts (\$1,000)	Unincorporated businesses or operations		Number	Receipts (\$1,000)	Annual payroll (\$1,000)	First quarter payroll (\$1,000)	Paid employees for pay period including March 12 (number)
				Individual proprietorships (number)	Partnerships (number)					
COLUMBUS SMSA—Con.										
78, 79	Amusement and recreation services, including motion pictures...	††	††	††	††	283	84 920	20 926	4 168	2 842
781, 2	Motion picture production, distribution, and services	††	††	††	††	13	3 062	971	268	72
783	Motion picture theaters	††	††	††	††	43	14 766	2 220	462	392
7832	Motion picture theaters, except drive-in	††	††	††	††	31	13 121	1 930	448	361
7833	Drive-in motion picture theaters	**	**	**	**	12	1 645	290	14	31
792	Producers, orchestras, and entertainers	††	††	††	††	18	2 129	527	121	50
7922	Theatrical producers (except motion picture) and miscellaneous theatrical services	**	**	**	**	4	424	199	51	23
7929	Bands, orchestras, actors, and other entertainers and entertainment groups	**	**	**	**	14	1 705	328	70	27
793	Bowling alleys and billiards and pool establishments	††	††	††	††	42	15 577	4 856	1 222	731
7932	Billiard and pool establishments	††	††	††	††	4	155	43	11	14
7933	Bowling alleys	††	††	††	††	38	15 422	4 813	1 211	717
79 ex. 792, 3	Commercial sports and other amusement and recreation services	††	††	††	††	167	49 386	12 352	2 095	1 597
794	Commercial sports	††	††	††	††	15	21 986	5 046	678	677
7941	Professional sports clubs, managers, promoters	††	††	††	††	4	5 073	1 530	196	177
7948	Racing, including track operation	††	††	††	††	11	16 913	3 516	482	500
79 ex. 792, 3, 4	Other amusement and recreation services	††	††	††	††	152	27 400	7 306	1 417	920
791	Dance halls, studios, and schools	**	**	**	**	13	1 492	457	123	96
7992	Public golf courses	**	**	**	**	13	3 150	736	125	61
7993	Coin-operated amusement device operators	**	**	**	**	25	5 554	1 045	217	110
7996	Amusement parks	**	**	**	**	-	-	-	-	-
7997	Membership sports and recreation clubs	**	**	**	**	45	7 429	2 139	394	304
7999	Amusement and recreation services, n.e.c.	**	**	**	**	56	9 775	2 929	558	349
7999 pt.	Concession operators of amusement devices, rides	**	**	**	**	4	(D)	(D)	(D)	(D)
7999 pt.	Carnivals, circuses, and fairs	**	**	**	**	2	(D)	(D)	(D)	(D)
7999 pt.	Other commercial recreation and amusements	**	**	**	**	50	(D)	(D)	(D)	(D)
80, ex. 806	Health services, except hospitals	††	††	††	††	1 774	523 152	242 930	56 740	13 022
801	Offices of physicians	††	††	††	††	825	259 381	135 325	31 935	4 013
802	Offices of dentists	††	††	††	††	498	82 095	29 592	6 895	2 210
803	Offices of osteopathic physicians	††	††	††	††	78	24 891	13 509	2 954	577
8041	Offices of chiropractors	††	††	††	††	32	4 601	1 180	195	94
8042	Offices of optometrists	††	††	††	††	88	10 490	2 392	548	247
805	Nursing and personal care facilities	††	††	††	††	55	61 991	30 268	7 310	3 704
8049, 807, 8, 9	Other health services	††	††	††	††	198	79 703	30 664	6 903	2 177
807	Medical and dental laboratories	††	††	††	††	55	29 637	12 756	2 873	828
8071	Medical laboratories	††	††	††	††	23	24 150	10 237	2 299	630
8072	Dental laboratories	††	††	††	††	32	5 487	2 519	574	198
8049, 808, 9	Other health services, n.e.c.	††	††	††	††	143	50 066	17 908	4 030	1 349
81	Legal services	††	††	††	††	603	158 841	53 614	13 087	2 895
823, 4, 9	Selected educational services	††	††	††	††	48	9 134	3 807	989	507
823	Libraries and information centers	**	**	**	**	1	(D)	(D)	(D)	(D)
824	Correspondence schools and vocational schools	**	**	**	**	22	6 937	3 117	830	389
829	Schools and educational services, n.e.c.	**	**	**	**	25	(D)	(D)	(D)	(D)
891	Engineering, architectural, and surveying services	††	††	††	††	240	126 183	66 355	16 138	2 810
891 pt.	Architectural services	**	**	**	**	100	44 971	19 403	5 042	827
891 pt.	Engineering services	**	**	**	**	125	79 208	45 870	10 812	1 899
891 pt.	Surveying services	**	**	**	**	15	2 004	1 082	284	84
893	Accounting, auditing, and bookkeeping services	††	††	††	††	235	84 927	34 296	8 205	2 013
83, 892, 9	Social and other services	††	††	††	††	135	22 269	8 674	1 940	1 162
83	Social services	**	**	**	**	112	19 177	7 606	1 704	1 111
835	Child day care services	**	**	**	**	73	8 249	3 690	888	717
832, 3, 6, 9	Other social services	**	**	**	**	39	10 928	3 916	816	394
892, 9	Other services	**	**	**	**	23	3 092	1 068	236	51

Table 4a. Summary Statistics for Firms Subject to Federal Income Tax for Standard Metropolitan Statistical Areas: 1982—Con.

[For meaning of abbreviations and symbols, see introductory text. For explanation of terms and comparability of 1977 and 1982 censuses, see appendix A. For definitions of SMSA's, see appendix D]

SIC code	Geographic area and kind of business or operation	All establishments				Establishments with payroll				
		Number	Receipts (\$1,000)	Unincorporated businesses or operations		Number	Receipts (\$1,000)	Annual payroll (\$1,000)	First quarter payroll (\$1,000)	Paid employees for pay period including March 12 (number)
				Individual proprietorships (number)	Partnerships (number)					
	DAYTON SMSA									
	Total	††	††	††	††	4 100	1 301 235	545 879	128 341	38 864
70	Hotels, motels, and other lodging places	††	††	††	††	63	55 344	15 554	3 869	2 530
7011	Hotels, motor hotels, and motels	††	††	††	††	54	(D)	(D)	(D)	(D)
7011 pt.	Hotels	††	††	††	††	17	32 742	10 129	2 579	1 631
7011 pt.	Hotels, 25 guestrooms or more	††	††	††	††	17	32 742	10 129	2 579	1 631
7011 pt.	Hotels, less than 25 guestrooms	**	**	**	**	-	-	-	-	-
7011 pt.	Motels, motor hotels, and tourist courts	††	††	††	††	37	(D)	(D)	(D)	(D)
7011 pt.	Motels, tourist courts	††	††	††	††	31	14 736	3 370	803	549
7011 pt.	Motor hotels	**	**	**	**	6	(D)	(D)	(D)	(D)
702, 3, 4	Other lodging places	††	††	††	††	9	(D)	(D)	(D)	(D)
703	Trailer parks and camps	††	††	††	††	7	(D)	(D)	(D)	(D)
702, 4	Rooming, boarding, and membership lodging	††	††	††	††	2	(D)	(D)	(D)	(D)
72	Personal services	††	††	††	††	605	98 639	37 307	8 747	4 272
721	Laundry, cleaning, and garment services	††	††	††	††	142	40 049	15 763	3 660	1 600
7215	Coin-operated laundries and dry cleaning	††	††	††	††	35	4 893	1 055	231	177
721 ex.	Other laundry, cleaning, and garment services	††	††	††	††	107	35 156	14 708	3 429	1 423
7215	Power laundries, family and commercial*	**	**	**	**	6	2 040	771	178	101
7216	Dry-cleaning plants, except rug cleaning*	**	**	**	**	59	9 994	4 097	951	544
Other 721	Laundry and cleaning services, n.e.c.*	**	**	**	**	42	23 122	9 840	2 300	778
7212	Garment pressing and agents for laundries and dry cleaners	**	**	**	**	8	949	272	69	39
7213	Linen supply*	**	**	**	**	4	(D)	(D)	(D)	(D)
7217	Carpet and upholstery cleaning	**	**	**	**	19	2 390	783	163	100
7218	Industrial laundries*	**	**	**	**	6	(D)	(D)	(D)	(D)
7214, 9	Other laundry, garment services, including diaper*	**	**	**	**	5	(D)	(D)	(D)	(D)
722	Photographic studios, portrait	††	††	††	††	37	9 461	2 366	475	240
723, 4	Beauty and barber shops	††	††	††	††	285	21 929	10 820	2 510	1 385
723	Beauty shops	††	††	††	††	267	20 354	10 027	2 319	1 302
724	Barber shops	††	††	††	††	18	1 575	793	191	83
725	Shoe repair, shoe shine, and hat-cleaning shops	††	††	††	††	11	800	271	68	31
726	Funeral service and crematories	††	††	††	††	63	14 139	4 051	945	314
729	Miscellaneous personal services	††	††	††	††	67	12 261	4 036	1 089	702
73	Business services	††	††	††	††	679	373 335	163 990	38 129	12 462
731	Advertising	††	††	††	††	41	34 230	10 096	2 625	507
7311	Advertising agencies	††	††	††	††	35	15 926	6 811	1 859	342
7312	Outdoor advertising services	**	**	**	**	2	(D)	(D)	(D)	(D)
7313	Radio, TV, publishers' advertising representatives	**	**	**	**	1	(D)	(D)	(D)	(D)
7319	Advertising, n.e.c.	**	**	**	**	3	(D)	(D)	(D)	(D)
734	Services to dwellings and other buildings	††	††	††	††	104	17 718	9 161	2 270	1 648
7341	Window cleaning	**	**	**	**	7	636	240	55	25
7342	Disinfecting and exterminating services	**	**	**	**	16	4 306	1 683	368	133
7349	Cleaning and maintenance services, n.e.c.	**	**	**	**	81	12 776	7 238	1 847	1 490
737	Computer and data processing services	††	††	††	††	95	101 911	52 183	11 031	2 351
7372	Computer programming and other software services	**	**	**	**	58	67 935	38 100	7 729	1 586
7374	Data processing services	**	**	**	**	24	16 959	7 746	1 832	517
7379	Computer related services, n.e.c.	**	**	**	**	13	17 017	6 337	1 470	248
7392	Management, consulting, and public relations services	††	††	††	††	104	32 988	13 411	3 151	758
7394	Equipment rental and leasing services	††	††	††	††	39	13 807	3 095	760	195
Other 73	Other business services	††	††	††	††	296	172 681	76 044	18 292	6 903
732	Credit reporting, collection agencies	**	**	**	**	16	6 456	2 591	602	273
7331	Direct mail advertising services	**	**	**	**	8	8 925	2 225	447	152
7332	Blueprinting and photocopying services	**	**	**	**	8	1 385	301	64	28
7333	Commercial photography, art, and graphics	**	**	**	**	28	9 047	3 141	774	160
7339	Stenographic services; and reproduction services, n.e.c.	**	**	**	**	12	1 139	305	75	27
736	Personnel supply services	**	**	**	**	54	18 148	12 206	2 997	1 971
7361	Employment agencies	**	**	**	**	31	6 052	3 272	875	289
7362	Help supply services	**	**	**	**	23	12 096	8 934	2 122	1 682
7369	Facilities management services	**	**	**	**	-	-	-	-	-
7391	Research and development laboratories	**	**	**	**	21	58 308	26 098	6 212	1 187
7397	Testing laboratories and facilities	**	**	**	**	8	3 364	1 485	451	93
7393	Detective agencies and protective services	**	**	**	**	42	19 386	11 540	2 781	1 584
7395	Photofinishing laboratories*	**	**	**	**	13	13 639	3 738	756	307
7399 pt.	Sign painting shops	**	**	**	**	7	1 034	418	93	36
7399 pt.	Interior designing	**	**	**	**	3	522	101	24	7
7399 pt.	Telephone answering services	**	**	**	**	5	410	141	49	39
735, 7396, 7399 pt.	Other business services, n.e.c.	**	**	**	**	71	30 918	11 754	2 967	1 039

Table 4a. **Summary Statistics for Firms Subject to Federal Income Tax for Standard Metropolitan Statistical Areas: 1982—Con.**

[For meaning of abbreviations and symbols, see introductory text. For explanation of terms and comparability of 1977 and 1982 censuses, see appendix A. For definitions of SMSA's, see appendix D]

SIC code	Geographic area and kind of business or operation	All establishments				Establishments with payroll				
		Number	Receipts (\$1,000)	Unincorporated businesses or operations		Number	Receipts (\$1,000)	Annual payroll (\$1,000)	First quarter payroll (\$1,000)	Paid employees for pay period including March 12 (number)
				Individual proprietorships (number)	Partnerships (number)					
DAYTON SMSA—Con.										
75	Automotive repair, services, and garages.....	††	††	††	††	405	96 739	24 028	5 455	2 052
751	Automotive rental and leasing, without drivers	††	††	††	††	36	24 384	3 945	941	291
752	Automobile parking	††	††	††	††	53	8 476	1 329	306	181
7523	Parking lots	**	**	**	**	36	3 706	481	100	69
7525	Parking structures	**	**	**	**	17	4 770	848	206	112
753	Automotive repair shops.....	††	††	††	††	276	55 573	16 154	3 566	1 236
7538	General automotive repair shops	††	††	††	††	97	19 351	5 689	1 289	462
7538 pt.	General automotive repair shops, except diesel.....	**	**	**	**	88	13 925	3 875	875	319
7538 pt.	Diesel repair shops	**	**	**	**	9	5 426	1 814	414	143
7531	Top and body repair shops	††	††	††	††	98	16 288	5 083	1 105	387
7534, 5, 9	Other automotive repair shops	††	††	††	††	81	19 934	5 382	1 172	387
7534	Tire retreading and repair shops	**	**	**	**	6	1 949	432	104	34
7535	Paint shops	**	**	**	**	8	1 903	593	115	47
7539 pt.	Auto electrical and fuel system services	**	**	**	**	4	590	137	27	9
7539 pt.	Radiator repair	**	**	**	**	11	1 719	421	94	34
7539 pt.	Glass replacement and repair	**	**	**	**	4	1 650	430	98	26
7539 pt.	Brake, front end, and wheel alignment	**	**	**	**	5	265	93	11	6
7539 pt.	Exhaust system services (muffler shops)	**	**	**	**	16	4 409	923	189	63
7539 pt.	Transmission repair shops	**	**	**	**	18	4 571	1 450	341	87
7539 pt.	Other automotive repair shops, n.e.c.	**	**	**	**	9	2 878	903	193	81
754	Automotive services, except repair	††	††	††	††	40	8 306	2 600	642	344
7542	Car washes	**	**	**	**	22	3 602	1 222	311	251
7549	Other automotive services	**	**	**	**	18	4 704	1 378	331	93
76	Miscellaneous repair services	††	††	††	††	213	62 312	19 007	4 650	1 451
762	Electrical and electronic repair shops	††	††	††	††	80	19 838	6 543	1 583	423
7622	Radio and TV repair shops	††	††	††	††	31	5 278	1 289	304	113
7623, 9	Other electrical and electronic repair shops	††	††	††	††	49	14 560	5 254	1 279	310
7623	Refrigeration and air-conditioning repair shops	**	**	**	**	13	3 241	953	280	69
7629	Electrical and electronic repair shops, n.e.c.	**	**	**	**	36	11 319	4 301	999	241
764	Reupholstery and furniture repair	††	††	††	††	20	1 707	532	131	64
763, 9	Other repair shops and related services.....	††	††	††	††	113	40 767	11 932	2 936	964
763	Watch, clock, and jewelry repair.....	**	**	**	**	7	521	171	41	19
769	Miscellaneous repair and related services	**	**	**	**	106	40 246	11 761	2 895	945
7692	Welding repair	**	**	**	**	11	1 560	536	139	35
7694	Armature rewinding shops	**	**	**	**	8	5 108	1 382	341	82
7699	Repair shops and related services, n.e.c.	**	**	**	**	87	33 578	9 843	2 415	828
78, 79	Amusement and recreation services, including motion pictures...	††	††	††	††	214	53 227	13 039	3 091	1 781
781, 2	Motion picture production, distribution, and services	††	††	††	††	10	3 027	792	206	61
783	Motion picture theaters.....	††	††	††	††	44	11 894	1 816	345	294
7832	Motion picture theaters, except drive-in	**	**	**	**	28	9 955	1 401	303	275
7833	Drive-in motion picture theaters	**	**	**	**	16	1 939	415	42	19
792	Producers, orchestras, and entertainers	††	††	††	††	7	3 287	1 092	304	43
7922	Theatrical producers (except motion picture) and miscellaneous theatrical services	**	**	**	**	2	(D)	(D)	(D)	(D)
7929	Bands, orchestras, actors, and other entertainers and entertainment groups	**	**	**	**	5	(D)	(D)	(D)	(D)
793	Bowling alleys and billiards and pool establishments	††	††	††	††	39	12 794	3 568	960	558
7932	Billiard and pool establishments	††	††	††	††	4	298	107	29	18
7933	Bowling alleys.....	††	††	††	††	35	12 496	3 461	931	540
79 ex. 792, 3	Commercial sports and other amusement and recreation services ..	††	††	††	††	114	22 225	5 771	1 276	825
794	Commercial sports.....	††	††	††	††	4	533	65	10	6
7941	Professional sports clubs, managers, promoters	††	††	††	††	-	-	-	-	-
7948	Racing, including track operation	††	††	††	††	4	533	65	10	6
79 ex. 792, 3, 4	Other amusement and recreation services	††	††	††	††	110	21 692	5 706	1 266	819
791	Dance halls, studios, and schools	**	**	**	**	20	1 304	321	91	105
7992	Public golf courses	**	**	**	**	5	874	270	49	15
7993	Coin-operated amusement device operators	**	**	**	**	17	5 745	919	263	99
7996	Amusement parks	**	**	**	**	-	-	-	-	-
7997	Membership sports and recreation clubs	**	**	**	**	27	7 182	2 343	496	319
7999	Amusement and recreation services, n.e.c.	**	**	**	**	41	6 587	1 853	367	281
7999 pt.	Concession operators of amusement devices, rides	**	**	**	**	1	(D)	(D)	(D)	(D)
7999 pt.	Carnivals, circuses, and fairs.....	**	**	**	**	1	(D)	(D)	(D)	(D)
7999 pt.	Other commercial recreation and amusements.....	**	**	**	**	39	(D)	(D)	(D)	(D)

Table 4a. Summary Statistics for Firms Subject to Federal Income Tax for Standard Metropolitan Statistical Areas: 1982—Con.

[For meaning of abbreviations and symbols, see introductory text. For explanation of terms and comparability of 1977 and 1982 censuses, see appendix A. For definitions of SMSA's, see appendix D]

SIC code	Geographic area and kind of business or operation	All establishments				Establishments with payroll				
		Number	Receipts (\$1,000)	Unincorporated businesses or operations		Number	Receipts (\$1,000)	Annual payroll (\$1,000)	First quarter payroll (\$1,000)	Paid employees for pay period including March 12 (number)
				Individual proprietorships (number)	Partnerships (number)					
DAYTON SMSA—Con.										
80, ex. 806	Health services, except hospitals -----	††	††	††	††	1 207	368 914	187 075	43 691	9 400
801	Offices of physicians -----	††	††	††	††	520	202 456	116 332	27 365	3 280
802	Offices of dentists -----	††	††	††	††	332	56 876	22 175	5 038	1 489
803	Offices of osteopathic physicians -----	††	††	††	††	89	22 118	11 160	2 371	361
8041	Offices of chiropractors -----	††	††	††	††	42	5 043	1 283	274	121
8042	Offices of optometrists -----	††	††	††	††	64	9 901	2 264	515	209
805	Nursing and personal care facilities -----	††	††	††	††	47	44 361	22 007	5 484	2 935
8049, 807, 8, 9	Other health services -----	††	††	††	††	113	28 159	11 854	2 644	1 005
807	Medical and dental laboratories -----	††	††	††	††	48	13 878	5 723	1 335	462
8071	Medical laboratories -----	††	††	††	††	20	8 146	3 121	730	278
8072	Dental laboratories -----	††	††	††	††	28	5 732	2 602	605	184
8049, 808, 9	Other health services, n.e.c. -----	††	††	††	††	65	14 281	6 131	1 309	543
81	Legal services -----	††	††	††	††	307	73 856	32 846	7 755	1 571
823, 4, 9	Selected educational services -----	††	††	††	††	26	5 073	1 871	412	182
823	Libraries and information centers -----	**	**	**	**	1	(D)	(D)	(D)	(D)
824	Correspondence schools and vocational schools -----	**	**	**	**	14	2 804	1 120	257	87
829	Schools and educational services, n.e.c. -----	**	**	**	**	11	(D)	(D)	(D)	(D)
891	Engineering, architectural, and surveying services -----	††	††	††	††	112	57 593	28 589	6 985	1 292
891 pt.	Architectural services -----	**	**	**	**	33	10 374	5 250	1 053	236
891 pt.	Engineering services -----	**	**	**	**	67	45 310	22 355	5 657	992
891 pt.	Surveying services -----	**	**	**	**	12	1 909	984	275	64
893	Accounting, auditing, and bookkeeping services -----	††	††	††	††	162	42 845	17 394	4 354	1 025
83, 892, 9	Social and other services -----	††	††	††	††	107	13 358	5 179	1 203	846
83	Social services -----	**	**	**	**	98	11 691	4 667	1 109	819
835	Child day care services -----	**	**	**	**	89	7 419	3 238	784	662
832, 3, 6, 9	Other social services -----	**	**	**	**	9	4 272	1 429	325	157
892, 9	Other services -----	**	**	**	**	9	1 667	512	94	27
HAMILTON-MIDDLETOWN SMSA										
	Total -----	††	††	††	††	1 003	248 673	95 487	22 194	7 418
70	Hotels, motels, and other lodging places -----	††	††	††	††	15	5 575	1 555	329	241
7011	Hotels, motor hotels, and motels -----	††	††	††	††	15	5 575	1 555	329	241
7011 pt.	Hotels -----	††	††	††	††	3	(D)	(D)	(D)	(D)
7011 pt.	Motels, motor hotels, and tourist courts -----	††	††	††	††	12	(D)	(D)	(D)	(D)
702, 3, 4	Other lodging places -----	††	††	††	††	-	-	-	-	-
72	Personal services -----	††	††	††	††	184	19 098	6 454	1 500	855
721	Laundry, cleaning, and garment services -----	††	††	††	††	60	5 506	1 841	443	287
7215	Coin-operated laundries and dry cleaning -----	††	††	††	††	18	1 101	198	52	48
721 ex. 7215	Other laundry, cleaning, and garment services -----	††	††	††	††	42	4 405	1 643	391	239
7211	Power laundries, family and commercial* -----	**	**	**	**	2	(D)	(D)	(D)	(D)
7216	Dry-cleaning plants, except rug cleaning* -----	**	**	**	**	20	2 206	838	203	131
Other 721	Laundry and cleaning services, n.e.c.* -----	**	**	**	**	20	(D)	(D)	(D)	(D)
722	Photographic studios, portrait -----	††	††	††	††	12	1 660	435	109	69
723, 4	Beauty and barber shops -----	††	††	††	††	73	4 314	1 875	463	256
723	Beauty shops -----	††	††	††	††	71	(D)	(D)	(D)	(D)
724	Barber shops -----	††	††	††	††	2	(D)	(D)	(D)	(D)
725	Shoe repair, shoe shine, and hat-cleaning shops -----	††	††	††	††	5	179	45	11	8
726	Funeral service and crematories -----	††	††	††	††	12	4 028	1 123	231	68
729	Miscellaneous personal services -----	††	††	††	††	22	3 411	1 135	243	167
73	Business services -----	††	††	††	††	107	38 876	14 596	3 568	1 744
731	Advertising -----	††	††	††	††	3	339	99	20	5
734	Services to dwellings and other buildings -----	††	††	††	††	23	7 350	4 180	1 041	888
737	Computer and data processing services -----	††	††	††	††	8	(D)	(D)	(D)	(D)
7392	Management, consulting, and public relations services -----	††	††	††	††	12	3 710	1 523	393	74
7394	Equipment rental and leasing services -----	††	††	††	††	12	12 064	2 820	820	132
Other 73	Other business services -----	††	††	††	††	49	(D)	(D)	(D)	(D)
75	Automotive repair, services, and garages -----	††	††	††	††	112	28 711	6 582	1 546	502
751	Automotive rental and leasing, without drivers -----	††	††	††	††	13	12 488	1 680	446	114
752	Automobile parking -----	††	††	††	††	-	-	-	-	-
753	Automotive repair shops -----	††	††	††	††	87	14 112	4 094	935	335
7538	General automotive repair shops -----	††	††	††	††	40	5 587	1 520	367	132
7531	Top and body repair shops -----	††	††	††	††	25	4 885	1 629	379	121
7534, 5, 9	Other automotive repair shops -----	††	††	††	††	22	3 640	945	189	82
754	Automotive services, except repair -----	††	††	††	††	12	2 111	808	165	53

Table 4a. Summary Statistics for Firms Subject to Federal Income Tax for Standard Metropolitan Statistical Areas: 1982—Con.

[For meaning of abbreviations and symbols, see introductory text. For explanation of terms and comparability of 1977 and 1982 censuses, see appendix A. For definitions of SMSA's, see appendix D]

SIC code	Geographic area and kind of business or operation	All establishments				Establishments with payroll				
		Number	Receipts (\$1,000)	Unincorporated businesses or operations		Number	Receipts (\$1,000)	Annual payroll (\$1,000)	First quarter payroll (\$1,000)	Paid employees for pay period including March 12 (number)
				Individual proprietorships (number)	Partnerships (number)					
HAMILTON-MIDDLETOWN SMSA—Con.										
76	Miscellaneous repair services	††	††	††	††	47	31 338	10 015	2 407	446
762	Electrical and electronic repair shops	††	††	††	††	10	3 453	1 378	246	59
7622	Radio and TV repair shops	††	††	††	††	4	(D)	(D)	(D)	(D)
7623, 9	Other electrical and electronic repair shops	††	††	††	††	6	(D)	(D)	(D)	(D)
764	Reupholstery and furniture repair	††	††	††	††	6	282	72	15	10
763, 9	Other repair shops and related services	††	††	††	††	31	27 603	8 565	2 146	377
78, 79	Amusement and recreation services, including motion pictures	††	††	††	††	61	15 891	4 026	821	425
781, 2	Motion picture production, distribution, and services	††	††	††	††	-	-	-	-	-
783	Motion picture theaters	††	††	††	††	8	(D)	(D)	(D)	(D)
792	Producers, orchestras, and entertainers	††	††	††	††	5	(D)	(D)	(D)	(D)
793	Bowling alleys and billiards and pool establishments	††	††	††	††	9	4 175	1 353	374	185
79 ex. 792, 3	Commercial sports and other amusement and recreation services	††	††	††	††	39	10 451	2 508	411	181
80, ex. 806	Health services, except hospitals	††	††	††	††	303	84 038	42 490	9 553	2 550
801	Offices of physicians	††	††	††	††	144	42 707	24 033	5 599	821
802	Offices of dentists	††	††	††	††	89	14 414	5 597	1 106	394
803	Offices of osteopathic physicians	††	††	††	††	2	(D)	(D)	(D)	(D)
8041	Offices of chiropractors	††	††	††	††	9	1 056	273	45	18
8042	Offices of optometrists	††	††	††	††	19	2 615	778	168	50
805	Nursing and personal care facilities	††	††	††	††	20	(D)	(D)	(D)	(D)
8049, 807, 8, 9	Other health services	††	††	††	††	20	2 450	864	159	56
81	Legal services	††	††	††	††	79	11 165	3 624	902	222
823, 4, 9	Selected educational services	††	††	††	††	8	2 604	469	144	41
891	Engineering, architectural, and surveying services	††	††	††	††	33	6 035	3 279	875	158
893	Accounting, auditing, and bookkeeping services	††	††	††	††	31	4 274	1 976	449	133
83, 892, 9	Social and other services	††	††	††	††	23	1 068	421	100	101
83	Social services	**	**	**	**	20	(D)	(D)	(D)	(D)
892, 9	Other services	**	**	**	**	3	(D)	(D)	(D)	(D)
HUNTINGTON-ASHLAND, W. VA.-KY.-OHIO, SMSA										
	Total	††	††	††	††	1 257	265 903	103 442	23 733	8 228
70	Hotels, motels, and other lodging places	††	††	††	††	36	18 380	5 318	1 211	828
7011	Hotels, motor hotels, and motels	††	††	††	††	34	(D)	(D)	(D)	(D)
7011 pt.	Hotels	††	††	††	††	5	(D)	(D)	(D)	(D)
7011 pt.	Motels, motor hotels, and tourist courts	††	††	††	††	29	14 360	4 034	898	597
702, 3, 4	Other lodging places	††	††	††	††	2	(D)	(D)	(D)	(D)
72	Personal services	††	††	††	††	220	29 687	9 910	1 948	1 112
721	Laundry, cleaning, and garment services	††	††	††	††	45	12 032	3 926	587	341
7215	Coin-operated laundries and dry cleaning	††	††	††	††	16	1 374	280	70	66
721 ex. 7215	Other laundry, cleaning, and garment services	††	††	††	††	29	10 658	3 646	517	275
7215	Power laundries, family and commercial*	**	**	**	**	3	(D)	(D)	(D)	(D)
7211	Dry-cleaning plants, except rug cleaning*	**	**	**	**	17	2 247	855	180	124
7216	Laundry and cleaning services, n.e.c.*	**	**	**	**	9	(D)	(D)	(D)	(D)
722	Photographic studios, portrait	††	††	††	††	11	1 021	173	46	71
723, 4	Beauty and barber shops	††	††	††	††	105	5 716	2 516	581	338
723	Beauty shops	††	††	††	††	95	5 144	2 336	534	316
724	Barber shops	††	††	††	††	10	572	180	47	22
725	Shoe repair, shoe shine, and hat-cleaning shops	††	††	††	††	3	181	70	18	7
726	Funeral service and crematories	††	††	††	††	28	7 656	2 083	458	151
729	Miscellaneous personal services	††	††	††	††	28	3 081	1 142	258	204
73	Business services	††	††	††	††	132	27 397	12 830	3 146	1 468
731	Advertising	††	††	††	††	6	1 098	455	129	39
734	Services to dwellings and other buildings	††	††	††	††	34	4 772	2 241	572	370
737	Computer and data processing services	††	††	††	††	9	3 683	1 741	388	86
7392	Management, consulting, and public relations services	††	††	††	††	10	1 083	564	152	69
7394	Equipment rental and leasing services	††	††	††	††	19	4 812	1 445	316	89
Other 73	Other business services	††	††	††	††	54	11 949	6 384	1 589	815
75	Automotive repair, services, and garages	††	††	††	††	106	18 753	4 723	1 108	431
751	Automotive rental and leasing, without drivers	††	††	††	††	4	2 044	205	64	28
752	Automobile parking	††	††	††	††	3	(D)	(D)	(D)	(D)
753	Automotive repair shops	††	††	††	††	88	15 623	4 177	972	342
7538	General automotive repair shops	††	††	††	††	29	6 548	1 810	416	146
7531	Top and body repair shops	††	††	††	††	34	4 746	1 192	282	94
7534, 5, 9	Other automotive repair shops	††	††	††	††	25	4 329	1 175	274	102
754	Automotive services, except repair	††	††	††	††	11	(D)	(D)	(D)	(D)

Table 4a. Summary Statistics for Firms Subject to Federal Income Tax for Standard Metropolitan Statistical Areas: 1982—Con.

[For meaning of abbreviations and symbols, see introductory text. For explanation of terms and comparability of 1977 and 1982 censuses, see appendix A. For definitions of SMSA's, see appendix D.]

SIC code	Geographic area and kind of business or operation	All establishments				Establishments with payroll				
		Number	Receipts (\$1,000)	Unincorporated businesses or operations		Number	Receipts (\$1,000)	Annual payroll (\$1,000)	First quarter payroll (\$1,000)	Paid employees for pay period including March 12 (number)
				Individual proprietorships (number)	Partnerships (number)					
	HUNTINGTON-ASHLAND, W. VA.-KY.-OHIO, SMSA—Con.									
76	Miscellaneous repair services	††	††	††	††	57	10 232	3 702	884	278
762	Electrical and electronic repair shops	††	††	††	††	21	2 948	1 238	271	94
7622	Radio and TV repair shops	††	††	††	††	12	1 239	422	98	39
7623, 9	Other electrical and electronic repair shops	††	††	††	††	9	1 709	816	173	55
764	Reupholstery and furniture repair	††	††	††	††	10	403	104	23	15
763, 9	Other repair shops and related services	††	††	††	††	26	6 881	2 360	590	169
78, 79	Amusement and recreation services, including motion pictures...	††	††	††	††	64	13 617	3 339	681	488
781, 2	Motion picture production, distribution, and services	††	††	††	††	-	-	-	-	-
783	Motion picture theaters	††	††	††	††	10	3 899	835	136	117
792	Producers, orchestras, and entertainers	††	††	††	††	-	-	-	-	-
793	Bowling alleys and billiards and pool establishments	††	††	††	††	6	2 024	746	178	161
79 ex. 792, 3	Commercial sports and other amusement and recreation services	††	††	††	††	48	7 694	1 758	367	210
80, ex. 806	Health services, except hospitals	††	††	††	††	392	99 682	47 401	10 796	2 229
801	Offices of physicians	††	††	††	††	205	65 115	33 436	7 413	1 040
802	Offices of dentists	††	††	††	††	106	17 194	6 859	1 620	460
803	Offices of osteopathic physicians	††	††	††	††	2	(D)	(D)	(D)	(D)
8041	Offices of chiropractors	††	††	††	††	20	(D)	(D)	(D)	(D)
8042	Offices of optometrists	††	††	††	††	20	2 885	624	155	57
805	Nursing and personal care facilities	††	††	††	††	13	8 525	4 149	942	532
8049, 807, 8, 9	Other health services	††	††	††	††	26	3 472	1 427	450	74
81	Legal services	††	††	††	††	120	22 323	5 463	1 215	414
823, 4, 9	Selected educational services	††	††	††	††	6	1 446	585	148	86
891	Engineering, architectural, and surveying services	††	††	††	††	35	5 801	2 503	698	146
893	Accounting, auditing, and bookkeeping services	††	††	††	††	56	12 359	4 946	1 233	319
83, 892, 9	Social and other services	††	††	††	††	33	6 226	2 722	665	429
83	Social services	30	(D)	(D)	(D)	(D)
892, 9	Other services	3	(D)	(D)	(D)	(D)
	LIMA SMSA									
	Total	††	††	††	††	908	192 780	74 924	19 474	6 282
70	Hotels, motels, and other lodging places	††	††	††	††	25	8 877	2 107	506	397
7011	Hotels, motor hotels, and motels	††	††	††	††	22	8 788	2 099	503	391
7011 pt.	Hotels	††	††	††	††	4	2 708	716	183	117
7011 pt.	Motels, motor hotels, and tourist courts	††	††	††	††	18	6 080	1 383	320	274
702, 3, 4	Other lodging places	††	††	††	††	3	89	8	3	6
72	Personal services	††	††	††	††	166	23 743	7 300	1 740	972
721	Laundry, cleaning, and garment services	††	††	††	††	40	11 175	3 227	765	363
7215	Coin-operated laundries and dry cleaning	††	††	††	††	16	954	161	53	57
721 ex. 7215	Other laundry, cleaning, and garment services	††	††	††	††	24	10 221	3 066	712	306
7211	Power laundries, family and commercial*	-	-	-	-	-
7216	Dry-cleaning plants, except rug cleaning*	16	2 620	866	191	128
Other 721	Laundry and cleaning services, n.e.c.*	8	7 601	2 200	521	178
722	Photographic studios, portrait	††	††	††	††	10	811	218	50	36
723, 4	Beauty and barber shops	††	††	††	††	69	4 133	1 866	415	283
723	Beauty shops	††	††	††	††	68	(D)	(D)	(D)	(D)
724	Barber shops	††	††	††	††	1	(D)	(D)	(D)	(D)
725	Shoe repair, shoe shine, and hat-cleaning shops	††	††	††	††	2	(D)	(D)	(D)	(D)
726	Funeral service and crematories	††	††	††	††	27	5 602	1 367	362	143
729	Miscellaneous personal services	††	††	††	††	18	(D)	(D)	(D)	(D)
73	Business services	††	††	††	††	91	23 501	8 105	1 946	820
731	Advertising	††	††	††	††	6	1 430	288	91	23
734	Services to dwellings and other buildings	††	††	††	††	15	3 446	1 954	473	267
737	Computer and data processing services	††	††	††	††	3	(D)	(D)	(D)	(D)
7392	Management, consulting, and public relations services	††	††	††	††	6	338	118	38	12
7394	Equipment rental and leasing services	††	††	††	††	11	1 884	450	85	29
Other 73	Other business services	††	††	††	††	50	(D)	(D)	(D)	(D)
75	Automotive repair, services, and garages	††	††	††	††	98	18 310	4 241	999	371
751	Automotive rental and leasing, without drivers	††	††	††	††	6	2 847	355	95	29
752	Automobile parking	††	††	††	††	-	-	-	-	-
753	Automotive repair shops	††	††	††	††	82	14 796	3 708	868	315
7538	General automotive repair shops	††	††	††	††	35	7 266	1 678	400	141
7531	Top and body repair shops	††	††	††	††	29	3 674	922	217	84
7534, 5, 9	Other automotive repair shops	††	††	††	††	18	3 856	1 108	251	90
754	Automotive services, except repair	††	††	††	††	10	667	178	36	27

Table 4a. Summary Statistics for Firms Subject to Federal Income Tax for Standard Metropolitan Statistical Areas: 1982—Con.

[For meaning of abbreviations and symbols, see introductory text. For explanation of terms and comparability of 1977 and 1982 censuses, see appendix A. For definitions of SMSA's, see appendix D.]

SIC code	Geographic area and kind of business or operation	All establishments				Establishments with payroll				
		Number	Receipts (\$1,000)	Unincorporated businesses or operations		Number	Receipts (\$1,000)	Annual payroll (\$1,000)	First quarter payroll (\$1,000)	Paid employees for pay period including March 12 (number)
				Individual proprietorships (number)	Partnerships (number)					
LIMA SMSA—Con.										
76	Miscellaneous repair services	††	††	††	††	35	5 167	1 666	431	143
762	Electrical and electronic repair shops	††	††	††	††	8	971	291	61	20
7622	Radio and TV repair shops	††	††	††	††	2	(D)	(D)	(D)	(D)
7623, 9	Other electrical and electronic repair shops	††	††	††	††	6	(D)	(D)	(D)	(D)
764	Reupholstery and furniture repair	††	††	††	††	1	(D)	(D)	(D)	(D)
763, 9	Other repair shops and related services	††	††	††	††	26	(D)	(D)	(D)	(D)
78, 79	Amusement and recreation services, including motion pictures	††	††	††	††	67	(D)	(D)	(D)	(D)
781, 2	Motion picture production, distribution, and services	††	††	††	††	-	-	-	-	-
783	Motion picture theaters	††	††	††	††	7	(D)	(D)	(D)	(D)
792	Producers, orchestras, and entertainers	††	††	††	††	3	(D)	(D)	(D)	(D)
793	Bowling alleys and billiards and pool establishments	††	††	††	††	17	4 255	1 403	369	219
79 ex. 792, 3	Commercial sports and other amusement and recreation services	††	††	††	††	40	5 863	1 511	263	215
80, ex. 806	Health services, except hospitals	††	††	††	††	279	81 662	40 575	11 246	2 441
801	Offices of physicians	††	††	††	††	134	42 939	23 627	7 532	615
802	Offices of dentists	††	††	††	††	65	9 897	3 705	774	322
803	Offices of osteopathic physicians	††	††	††	††	3	(D)	(D)	(D)	(D)
8041	Offices of chiropractors	††	††	††	††	16	1 895	784	200	59
8042	Offices of optometrists	††	††	††	††	17	2 785	694	171	60
805	Nursing and personal care facilities	††	††	††	††	20	(D)	(D)	(D)	(D)
8049, 807, 8, 9	Other health services	††	††	††	††	24	4 348	2 668	626	111
81	Legal services	††	††	††	††	86	9 342	2 899	732	264
823, 4, 9	Selected educational services	††	††	††	††	5	(D)	(D)	(D)	(D)
891	Engineering, architectural, and surveying services	††	††	††	††	10	1 730	899	207	50
893	Accounting, auditing, and bookkeeping services	††	††	††	††	36	5 060	1 874	497	179
83, 892, 9	Social and other services	††	††	††	††	10	235	97	30	28
83	Social services	**	**	**	**	9	(D)	(D)	(D)	(D)
892, 9	Other services	**	**	**	**	1	(D)	(D)	(D)	(D)
LORAIN-ELYRIA SMSA										
	Total	††	††	††	††	1 068	219 171	92 144	22 008	7 877
70	Hotels, motels, and other lodging places	††	††	††	††	24	12 850	3 636	853	559
7011	Hotels, motor hotels, and motels	††	††	††	††	20	12 281	3 485	827	551
7011 pt.	Hotels	††	††	††	††	3	(D)	(D)	(D)	(D)
7011 pt.	Motels, motor hotels, and tourist courts	††	††	††	††	17	(D)	(D)	(D)	(D)
702, 3, 4	Other lodging places	††	††	††	††	4	569	151	26	8
72	Personal services	††	††	††	††	169	15 370	5 177	1 147	793
721	Laundry, cleaning, and garment services	††	††	††	††	42	4 091	1 303	292	198
7215	Coin-operated laundries and dry cleaning	††	††	††	††	7	285	50	16	18
721 ex. 7215	Other laundry, cleaning, and garment services	††	††	††	††	35	3 806	1 253	276	180
7211	Power laundries, family and commercial*	**	**	**	**	3	(D)	(D)	(D)	(D)
7216	Dry-cleaning plants, except rug cleaning*	**	**	**	**	17	2 022	726	165	117
Other 721	Laundry and cleaning services, n.e.c.*	**	**	**	**	15	(D)	(D)	(D)	(D)
722	Photographic studios, portrait	††	††	††	††	10	1 076	282	58	47
723, 4	Beauty and barber shops	††	††	††	††	82	4 612	2 124	451	313
723	Beauty shops	††	††	††	††	79	4 456	2 061	443	308
724	Barber shops	††	††	††	††	3	156	63	8	5
725	Shoe repair, shoe shine, and hat-cleaning shops	††	††	††	††	2	(D)	(D)	(D)	(D)
726	Funeral service and crematories	††	††	††	††	17	3 390	806	163	77
729	Miscellaneous personal services	††	††	††	††	16	(D)	(D)	(D)	(D)
73	Business services	††	††	††	††	105	23 010	9 018	2 160	1 308
731	Advertising	††	††	††	††	4	(D)	(D)	(D)	(D)
734	Services to dwellings and other buildings	††	††	††	††	28	3 758	1 634	363	442
737	Computer and data processing services	††	††	††	††	2	(D)	(D)	(D)	(D)
7392	Management, consulting, and public relations services	††	††	††	††	16	4 439	1 439	392	78
7394	Equipment rental and leasing services	††	††	††	††	9	2 874	646	156	108
Other 73	Other business services	††	††	††	††	46	11 104	5 022	1 181	661
75	Automotive repair, services, and garages	††	††	††	††	88	13 709	4 169	951	499
751	Automotive rental and leasing, without drivers	††	††	††	††	2	(D)	(D)	(D)	(D)
752	Automobile parking	††	††	††	††	2	(D)	(D)	(D)	(D)
753	Automotive repair shops	††	††	††	††	66	10 764	3 135	737	252
7538	General automotive repair shops	††	††	††	††	27	4 117	1 201	288	99
7531	Top and body repair shops	††	††	††	††	22	2 551	743	167	64
7534, 5, 9	Other automotive repair shops	††	††	††	††	17	4 096	1 191	282	89
754	Automotive services, except repair	††	††	††	††	18	2 401	954	201	237

Table 4a. Summary Statistics for Firms Subject to Federal Income Tax for Standard Metropolitan Statistical Areas: 1982—Con.

[For meaning of abbreviations and symbols, see introductory text. For explanation of terms and comparability of 1977 and 1982 censuses, see appendix A. For definitions of SMSA's, see appendix D]

SIC code	Geographic area and kind of business or operation	All establishments				Establishments with payroll				
		Number	Receipts (\$1,000)	Unincorporated businesses or operations		Number	Receipts (\$1,000)	Annual payroll (\$1,000)	First quarter payroll (\$1,000)	Paid employees for pay period including March 12 (number)
				Individual proprietorships (number)	Partnerships (number)					
LORAIN-ELYRIA SMSA—Con.										
76	Miscellaneous repair services	††	††	††	††	57	9 425	2 910	759	232
762	Electrical and electronic repair shops	††	††	††	††	16	1 977	656	157	48
7622	Radio and TV repair shops	††	††	††	††	6	1 203	399	94	26
7623, 9	Other electrical and electronic repair shops	††	††	††	††	10	774	257	63	22
764	Reupholstery and furniture repair	††	††	††	††	5	287	61	14	10
763, 9	Other repair shops and related services	††	††	††	††	36	7 161	2 193	588	174
78, 79	Amusement and recreation services, including motion pictures	††	††	††	††	80	20 550	6 090	1 292	982
781, 2	Motion picture production, distribution, and services	††	††	††	††	1	(D)	(D)	(D)	(D)
783	Motion picture theaters	††	††	††	††	10	(D)	(D)	(D)	(D)
792	Producers, orchestras, and entertainers	††	††	††	††	2	(D)	(D)	(D)	(D)
793	Bowling alleys and billiards and pool establishments	††	††	††	††	16	4 724	1 310	379	254
79 ex. 792, 3	Commercial sports and other amusement and recreation services	††	††	††	††	51	12 965	4 117	762	585
80, ex. 806	Health services, except hospitals	††	††	††	††	380	99 926	50 029	12 421	2 813
801	Offices of physicians	††	††	††	††	174	51 283	28 190	7 038	854
802	Offices of dentists	††	††	††	††	104	17 442	7 358	1 835	505
803	Offices of osteopathic physicians	††	††	††	††	17	2 827	1 297	279	59
8041	Offices of chiropractors	††	††	††	††	9	1 191	507	132	34
8042	Offices of optometrists	††	††	††	††	27	2 973	666	149	60
805	Nursing and personal care facilities	††	††	††	††	20	19 475	10 052	2 484	1 180
8049, 807, 8, 9	Other health services	††	††	††	††	29	4 735	1 959	504	121
81	Legal services	††	††	††	††	103	13 583	5 214	1 120	292
823, 4, 9	Selected educational services	††	††	††	††	7	663	238	56	36
891	Engineering, architectural, and surveying services	††	††	††	††	14	3 724	2 358	514	101
893	Accounting, auditing, and bookkeeping services	††	††	††	††	25	5 158	2 750	588	151
83, 892, 9	Social and other services	††	††	††	††	16	1 203	555	147	111
83	Social services	15	(D)	(D)	(D)	(D)
892, 9	Other services	1	(D)	(D)	(D)	(D)
MANSFIELD SMSA										
	Total	††	††	††	††	580	143 246	54 564	12 711	4 620
70	Hotels, motels, and other lodging places	††	††	††	††	16	5 731	1 327	275	210
7011	Hotels, motor hotels, and motels	††	††	††	††	14	(D)	(D)	(D)	(D)
7011 pt.	Hotels	††	††	††	††	1	(D)	(D)	(D)	(D)
7011 pt.	Motels, motor hotels, and tourist courts	††	††	††	††	13	5 542	1 299	269	206
702, 3, 4	Other lodging places	††	††	††	††	2	(D)	(D)	(D)	(D)
72	Personal services	††	††	††	††	87	19 251	7 012	1 419	709
721	Laundry, cleaning, and garment services	††	††	††	††	25	4 990	1 600	363	198
7215	Coin-operated laundries and dry cleaning	††	††	††	††	6	528	81	18	19
721 ex. 7215	Other laundry, cleaning, and garment services	††	††	††	††	19	4 462	1 519	345	179
7211	Power laundries, family and commercial*	-	-	-	-	-
7216	Dry-cleaning plants, except rug cleaning*	12	1 567	599	139	90
Other 721	Laundry and cleaning services, n.e.c.*	7	2 895	920	206	89
722	Photographic studios, portrait	††	††	††	††	8	(D)	(D)	(D)	(D)
723, 4	Beauty and barber shops	††	††	††	††	32	2 385	1 151	260	163
723	Beauty shops	††	††	††	††	32	2 385	1 151	260	163
724	Barber shops	††	††	††	††	-	-	-	-	-
725	Shoe repair, shoe shine, and hat-cleaning shops	††	††	††	††	1	(D)	(D)	(D)	(D)
726	Funeral service and crematories	††	††	††	††	10	2 562	528	163	45
729	Miscellaneous personal services	††	††	††	††	11	(D)	(D)	(D)	(D)
73	Business services	††	††	††	††	65	29 344	10 394	2 611	1 227
731	Advertising	††	††	††	††	5	1 390	672	201	40
734	Services to dwellings and other buildings	††	††	††	††	12	4 552	2 347	585	612
737	Computer and data processing services	††	††	††	††	7	13 463	4 026	998	211
7392	Management, consulting, and public relations services	††	††	††	††	4	1 978	748	234	96
7394	Equipment rental and leasing services	††	††	††	††	5	865	176	51	19
Other 73	Other business services	††	††	††	††	32	7 096	2 425	542	249
75	Automotive repair, services, and garages	††	††	††	††	58	11 479	2 554	631	218
751	Automotive rental and leasing, without drivers	††	††	††	††	4	(D)	(D)	(D)	(D)
752	Automobile parking	††	††	††	††	3	(D)	(D)	(D)	(D)
753	Automotive repair shops	††	††	††	††	42	7 396	1 917	464	143
7538	General automotive repair shops	††	††	††	††	15	(D)	(D)	(D)	(D)
7531	Top and body repair shops	††	††	††	††	12	(D)	(D)	(D)	(D)
7534, 5, 9	Other automotive repair shops	††	††	††	††	15	3 887	1 104	267	66
754	Automotive services, except repair	††	††	††	††	9	(D)	(D)	(D)	(D)

Table 4a. Summary Statistics for Firms Subject to Federal Income Tax for Standard Metropolitan Statistical Areas: 1982—Con.

[For meaning of abbreviations and symbols, see introductory text. For explanation of terms and comparability of 1977 and 1982 censuses, see appendix A. For definitions of SMSA's, see appendix D.]

SIC code	Geographic area and kind of business or operation	All establishments				Establishments with payroll				
		Number	Receipts (\$1,000)	Unincorporated businesses or operations		Number	Receipts (\$1,000)	Annual payroll (\$1,000)	First quarter payroll (\$1,000)	Paid employees for pay period including March 12 (number)
				Individual proprietorships (number)	Partnerships (number)					
MANSFIELD SMSA—Con.										
76	Miscellaneous repair services	††	††	††	††	25	3 327	966	224	93
762	Electrical and electronic repair shops	††	††	††	††	7	785	286	74	30
7623, 9	Radio and TV repair shops	††	††	††	††	3	(D)	(D)	(D)	(D)
764	Other electrical and electronic repair shops	††	††	††	††	4	(D)	(D)	(D)	(D)
763, 9	Reupholstery and furniture repair	††	††	††	††	5	174	45	9	8
	Other repair shops and related services	††	††	††	††	13	2 368	635	141	55
78, 79	Amusement and recreation services, including motion pictures	††	††	††	††	41	(D)	(D)	(D)	(D)
781, 2	Motion picture production, distribution, and services	††	††	††	††	2	(D)	(D)	(D)	(D)
783	Motion picture theaters	††	††	††	††	4	(D)	(D)	(D)	(D)
792	Producers, orchestras, and entertainers	††	††	††	††	1	(D)	(D)	(D)	(D)
793	Bowling alleys and billiards and pool establishments	††	††	††	††	5	1 703	578	158	90
79 ex. 792, 3	Commercial sports and other amusement and recreation services	††	††	††	††	29	4 819	1 686	560	294
80, ex. 806	Health services, except hospitals	††	††	††	††	199	49 547	23 222	5 314	1 292
801	Offices of physicians	††	††	††	††	87	28 092	14 847	3 437	430
802	Offices of dentists	††	††	††	††	61	8 351	2 947	650	221
803	Offices of osteopathic physicians	††	††	††	††	1	(D)	(D)	(D)	(D)
8041	Offices of chiropractors	††	††	††	††	10	1 314	445	105	29
8042	Offices of optometrists	††	††	††	††	12	1 801	303	72	30
805	Nursing and personal care facilities	††	††	††	††	10	(D)	(D)	(D)	(D)
8049, 807, 8, 9	Other health services	††	††	††	††	18	2 493	790	192	61
81	Legal services	††	††	††	††	43	6 446	2 381	493	121
823, 4, 9	Selected educational services	††	††	††	††	2	(D)	(D)	(D)	(D)
891	Engineering, architectural, and surveying services	††	††	††	††	13	3 653	1 798	421	100
893	Accounting, auditing, and bookkeeping services	††	††	††	††	22	3 474	1 369	335	89
83, 892, 9	Social and other services	††	††	††	††	9	1 648	661	140	101
83	Social services	8	(D)	(D)	(D)	(D)
892, 9	Other services	1	(D)	(D)	(D)	(D)
NEWARK SMSA										
	Total	††	††	††	††	453	94 404	37 620	8 696	3 307
70	Hotels, motels, and other lodging places	††	††	††	††	11	4 580	1 740	388	222
7011	Hotels, motor hotels, and motels	††	††	††	††	9	(D)	(D)	(D)	(D)
7011 pt.	Hotels	††	††	††	††	4	2 790	1 087	251	147
7011 pt.	Motels, motor hotels, and tourist courts	††	††	††	††	5	(D)	(D)	(D)	(D)
702, 3, 4	Other lodging places	††	††	††	††	2	(D)	(D)	(D)	(D)
72	Personal services	††	††	††	††	81	9 951	3 571	843	477
721	Laundry, cleaning, and garment services	††	††	††	††	12	2 918	1 128	267	126
7215	Coin-operated laundries and dry cleaning	††	††	††	††	6	825	160	33	27
721 ex. 7215	Other laundry, cleaning, and garment services	††	††	††	††	6	2 093	968	234	99
7211	Power laundries, family and commercial*	1	(D)	(D)	(D)	(D)
7216	Dry-cleaning plants, except rug cleaning*	2	(D)	(D)	(D)	(D)
Other 721	Laundry and cleaning services, n.e.c.*	3	(D)	(D)	(D)	(D)
722	Photographic studios, portrait	††	††	††	††	5	489	148	31	26
723, 4	Beauty and barber shops	††	††	††	††	48	2 729	1 214	300	185
723	Beauty shops	††	††	††	††	45	2 437	1 120	287	170
724	Barber shops	††	††	††	††	3	292	94	13	15
725	Shoe repair, shoe shine, and hat-cleaning shops	††	††	††	††	1	(D)	(D)	(D)	(D)
726	Funeral service and crematories	††	††	††	††	7	1 916	530	91	35
729	Miscellaneous personal services	††	††	††	††	8	(D)	(D)	(D)	(D)
73	Business services	††	††	††	††	45	11 126	4 581	1 194	445
731	Advertising	††	††	††	††	1	(D)	(D)	(D)	(D)
734	Services to dwellings and other buildings	††	††	††	††	13	1 575	949	186	167
737	Computer and data processing services	††	††	††	††	6	2 062	878	189	47
7392	Management, consulting, and public relations services	††	††	††	††	8	2 905	1 248	466	60
7394	Equipment rental and leasing services	††	††	††	††	3	2 296	416	103	29
Other 73	Other business services	††	††	††	††	14	(D)	(D)	(D)	(D)
75	Automotive repair, services, and garages	††	††	††	††	59	11 126	2 809	622	205
751	Automotive rental and leasing, without drivers	††	††	††	††	4	(D)	(D)	(D)	(D)
752	Automobile parking	††	††	††	††	-	-	-	-	-
753	Automotive repair shops	††	††	††	††	45	7 056	2 109	460	153
7538	General automotive repair shops	††	††	††	††	18	1 926	500	109	46
7531	Top and body repair shops	††	††	††	††	16	2 269	630	130	47
7534, 5, 9	Other automotive repair shops	††	††	††	††	11	2 861	979	221	60
754	Automotive services, except repair	††	††	††	††	10	(D)	(D)	(D)	(D)

Table 4a. Summary Statistics for Firms Subject to Federal Income Tax for Standard Metropolitan Statistical Areas: 1982—Con.

[For meaning of abbreviations and symbols, see introductory text. For explanation of terms and comparability of 1977 and 1982 censuses, see appendix A. For definitions of SMSA's, see appendix D.]

SIC code	Geographic area and kind of business or operation	All establishments				Establishments with payroll				
		Number	Receipts (\$1,000)	Unincorporated businesses or operations		Number	Receipts (\$1,000)	Annual payroll (\$1,000)	First quarter payroll (\$1,000)	Paid employees for pay period including March 12 (number)
				Individual proprietorships (number)	Partnerships (number)					
NEWARK SMSA—Con.										
76	Miscellaneous repair services	††	††	††	††	28	5 962	1 980	457	155
762	Electrical and electronic repair shops	††	††	††	††	7	993	380	90	34
7622	Radio and TV repair shops	††	††	††	††	4	305	94	20	12
7623, 9	Other electrical and electronic repair shops	††	††	††	††	3	688	286	70	22
764	Reupholstery and furniture repair	††	††	††	††	5	354	106	27	14
763, 9	Other repair shops and related services	††	††	††	††	16	4 615	1 494	340	107
78, 79	Amusement and recreation services, including motion pictures	††	††	††	††	33	(D)	(D)	(D)	(D)
781, 2	Motion picture production, distribution, and services	††	††	††	††	-	-	-	-	-
783	Motion picture theaters	††	††	††	††	4	(D)	(D)	(D)	(D)
792	Producers, orchestras, and entertainers	††	††	††	††	-	-	-	-	-
793	Bowling alleys and billiards and pool establishments	††	††	††	††	2	(D)	(D)	(D)	(D)
79 ex. 792, 3	Commercial sports and other amusement and recreation services	††	††	††	††	27	3 999	941	168	124
80, ex. 806	Health services, except hospitals	††	††	††	††	131	35 479	17 257	3 856	1 239
801	Offices of physicians	††	††	††	††	49	15 179	8 039	1 753	305
802	Offices of dentists	††	††	††	††	42	6 027	2 221	506	165
803	Offices of osteopathic physicians	††	††	††	††	5	693	260	64	22
8041	Offices of chiropractors	††	††	††	††	5	986	169	28	18
8042	Offices of optometrists	††	††	††	††	7	852	210	48	24
805	Nursing and personal care facilities	††	††	††	††	10	10 458	5 963	1 371	675
8049, 807, 8, 9	Other health services	††	††	††	††	13	1 284	395	86	30
81	Legal services	††	††	††	††	28	4 502	1 194	266	115
823, 4, 9	Selected educational services	††	††	††	††	2	(D)	(D)	(D)	(D)
891	Engineering, architectural, and surveying services	††	††	††	††	9	1 462	984	254	68
893	Accounting, auditing, and bookkeeping services	††	††	††	††	15	2 838	1 694	451	103
83, 892, 9	Social and other services	††	††	††	††	11	761	311	57	68
83	Social services	**	**	**	**	9	(D)	(D)	(D)	(D)
892, 9	Other services	**	**	**	**	2	(D)	(D)	(D)	(D)
PARKERSBURG-MARIETTA, W. VA.-OHIO, SMSA										
	Total	††	††	††	††	736	190 044	68 320	16 226	5 445
70	Hotels, motels, and other lodging places	††	††	††	††	24	14 165	4 117	929	522
7011	Hotels, motor hotels, and motels	††	††	††	††	20	14 028	4 094	922	518
7011 pt.	Hotels	††	††	††	††	1	(D)	(D)	(D)	(D)
7011 pt.	Motels, motor hotels, and tourist courts	††	††	††	††	19	(D)	(D)	(D)	(D)
702, 3, 4	Other lodging places	††	††	††	††	4	137	23	7	4
72	Personal services	††	††	††	††	129	15 082	5 023	1 174	675
721	Laundry, cleaning, and garment services	††	††	††	††	23	3 861	1 174	276	149
7215	Coin-operated laundries and dry cleaning	††	††	††	††	9	622	161	40	29
721 ex. 7215	Other laundry, cleaning, and garment services	††	††	††	††	14	3 239	1 013	236	120
7211	Power laundries, family and commercial*	**	**	**	**	-	(D)	(D)	(D)	(D)
7216	Dry-cleaning plants, except rug cleaning*	**	**	**	**	9	1 892	623	142	82
Other 721	Laundry and cleaning services, n.e.c.*	**	**	**	**	5	(D)	(D)	(D)	(D)
722	Photographic studios, portrait	††	††	††	††	8	711	151	35	26
723, 4	Beauty and barber shops	††	††	††	††	70	4 574	2 170	527	300
723	Beauty shops	††	††	††	††	67	4 481	2 116	515	295
724	Barber shops	††	††	††	††	3	93	54	12	5
725	Shoe repair, shoe shine, and hat-cleaning shops	††	††	††	††	2	(D)	(D)	(D)	(D)
726	Funeral service and crematories	††	††	††	††	11	3 899	950	172	69
729	Miscellaneous personal services	††	††	††	††	15	(D)	(D)	(D)	(D)
73	Business services	††	††	††	††	106	44 732	14 148	3 716	1 242
731	Advertising	††	††	††	††	6	2 404	1 468	333	77
734	Services to dwellings and other buildings	††	††	††	††	26	4 393	2 327	571	312
737	Computer and data processing services	††	††	††	††	4	(D)	(D)	(D)	(D)
7392	Management, consulting, and public relations services	††	††	††	††	15	2 544	1 195	279	72
7394	Equipment rental and leasing services	††	††	††	††	12	2 904	930	203	57
Other 73	Other business services	††	††	††	††	43	(D)	(D)	(D)	(D)
75	Automotive repair, services, and garages	††	††	††	††	69	13 730	3 102	730	274
751	Automotive rental and leasing, without drivers	††	††	††	††	5	2 337	413	101	26
752	Automobile parking	††	††	††	††	-	-	-	-	-
753	Automotive repair shops	††	††	††	††	54	10 399	2 399	555	203
7538	General automotive repair shops	††	††	††	††	19	2 599	646	166	66
7531	Top and body repair shops	††	††	††	††	11	1 285	331	72	28
7534, 5, 9	Other automotive repair shops	††	††	††	††	24	6 515	1 422	317	109
754	Automotive services, except repair	††	††	††	††	10	994	290	74	45

Table 4a. Summary Statistics for Firms Subject to Federal Income Tax for Standard Metropolitan Statistical Areas: 1982—Con.

[For meaning of abbreviations and symbols, see introductory text. For explanation of terms and comparability of 1977 and 1982 censuses, see appendix A. For definitions of SMSA's, see appendix D.]

SIC code	Geographic area and kind of business or operation	All establishments				Establishments with payroll				
		Number	Receipts (\$1,000)	Unincorporated businesses or operations		Number	Receipts (\$1,000)	Annual payroll (\$1,000)	First quarter payroll (\$1,000)	Paid employees for pay period including March 12 (number)
				Individual proprietorships (number)	Partnerships (number)					
PARKERSBURG-MARIETTA, W. VA.-OHIO, SMSA—Con.										
76	Miscellaneous repair services	††	††	††	††	36	7 853	2 645	684	180
762	Electrical and electronic repair shops	††	††	††	††	6	1 240	419	90	30
7622	Radio and TV repair shops	††	††	††	††	3	470	168	45	18
7623, 9	Other electrical and electronic repair shops	††	††	††	††	3	770	251	45	12
764	Reupholstery and furniture repair	††	††	††	††	5	228	57	13	9
763, 9	Other repair shops and related services	††	††	††	††	25	6 385	2 169	581	141
78, 79	Amusement and recreation services, including motion pictures	††	††	††	††	43	8 646	2 016	437	254
781, 2	Motion picture production, distribution, and services	††	††	††	††	-	-	-	-	-
783	Motion picture theaters	††	††	††	††	10	1 858	281	59	60
792	Producers, orchestras, and entertainers	††	††	††	††	-	-	-	-	-
793	Bowling alleys and billiards and pool establishments	††	††	††	††	5	1 877	560	151	73
79 ex. 792, 3	Commercial sports and other amusement and recreation services	††	††	††	††	28	4 911	1 175	227	121
80, ex. 806	Health services, except hospitals	††	††	††	††	202	66 058	29 539	6 707	1 712
801	Offices of physicians	††	††	††	††	104	35 241	17 600	3 993	524
802	Offices of dentists	††	††	††	††	42	7 820	2 453	554	201
803	Offices of osteopathic physicians	††	††	††	††	11	1 945	1 047	214	47
8041	Offices of chiropractors	††	††	††	††	7	(D)	(D)	(D)	(D)
8042	Offices of optometrists	††	††	††	††	14	2 760	441	110	55
805	Nursing and personal care facilities	††	††	††	††	15	11 403	5 605	1 273	718
8049, 807, 8, 9	Other health services	††	††	††	††	9	(D)	(D)	(D)	(D)
81	Legal services	††	††	††	††	66	8 566	2 210	526	188
823, 4, 9	Selected educational services	††	††	††	††	1	(D)	(D)	(D)	(D)
891	Engineering, architectural, and surveying services	††	††	††	††	17	4 241	2 896	662	174
893	Accounting, auditing, and bookkeeping services	††	††	††	††	27	5 438	1 953	498	141
83, 892, 9	Social and other services	††	††	††	††	16	(D)	(D)	(D)	(D)
83	Social services	**	**	**	**	14	(D)	(D)	(D)	(D)
892, 9	Other services	**	**	**	**	2	(D)	(D)	(D)	(D)
SPRINGFIELD SMSA										
	Total	††	††	††	††	724	146 895	58 083	14 071	5 375
70	Hotels, motels, and other lodging places	††	††	††	††	13	6 281	1 545	329	247
7011	Hotels, motor hotels, and motels	††	††	††	††	12	(D)	(D)	(D)	(D)
7011 pt.	Hotels	††	††	††	††	6	(D)	(D)	(D)	(D)
7011 pt.	Motels, motor hotels, and tourist courts	††	††	††	††	6	(D)	(D)	(D)	(D)
702, 3, 4	Other lodging places	††	††	††	††	1	(D)	(D)	(D)	(D)
72	Personal services	††	††	††	††	148	24 769	9 775	2 277	1 364
721	Laundry, cleaning, and garment services	††	††	††	††	30	4 829	1 756	395	229
7215	Coin-operated laundries and dry cleaning	††	††	††	††	9	645	203	45	29
721 ex. 7215	Other laundry, cleaning, and garment services	††	††	††	††	21	4 184	1 553	350	200
7211	Power laundries, family and commercial*	**	**	**	**	2	(D)	(D)	(D)	(D)
7216	Dry-cleaning plants, except rug cleaning*	**	**	**	**	12	1 860	688	158	109
Other 721	Laundry and cleaning services, n.e.c.*	**	**	**	**	7	(D)	(D)	(D)	(D)
722	Photographic studios, portrait	††	††	††	††	31	(D)	(D)	(D)	(D)
723, 4	Beauty and barber shops	††	††	††	††	61	3 853	1 826	407	272
723	Beauty shops	††	††	††	††	59	(D)	(D)	(D)	(D)
724	Barber shops	††	††	††	††	2	(D)	(D)	(D)	(D)
725	Shoe repair, shoe shine, and hat-cleaning shops	††	††	††	††	-	-	-	-	-
726	Funeral service and crematories	††	††	††	††	13	3 563	1 100	319	68
729	Miscellaneous personal services	††	††	††	††	13	(D)	(D)	(D)	(D)
73	Business services	††	††	††	††	65	17 171	7 851	1 965	864
731	Advertising	††	††	††	††	3	(D)	(D)	(D)	(D)
734	Services to dwellings and other buildings	††	††	††	††	9	2 541	1 368	324	276
737	Computer and data processing services	††	††	††	††	4	552	210	67	17
7392	Management, consulting, and public relations services	††	††	††	††	7	4 140	2 145	582	205
7394	Equipment rental and leasing services	††	††	††	††	8	1 618	326	58	33
Other 73	Other business services	††	††	††	††	34	(D)	(D)	(D)	(D)
75	Automotive repair, services, and garages	††	††	††	††	83	11 291	2 949	639	223
751	Automotive rental and leasing, without drivers	††	††	††	††	5	2 070	316	65	24
752	Automobile parking	††	††	††	††	9	(D)	(D)	(D)	(D)
753	Automotive repair shops	††	††	††	††	64	8 393	2 353	502	168
7538	General automotive repair shops	††	††	††	††	28	4 153	1 138	242	79
7531	Top and body repair shops	††	††	††	††	14	1 718	568	117	39
7534, 5, 9	Other automotive repair shops	††	††	††	††	22	2 522	647	143	50
754	Automotive services, except repair	††	††	††	††	5	(D)	(D)	(D)	(D)

Table 4a. Summary Statistics for Firms Subject to Federal Income Tax for Standard Metropolitan Statistical Areas: 1982—Con.

[For meaning of abbreviations and symbols, see introductory text. For explanation of terms and comparability of 1977 and 1982 censuses, see appendix A. For definitions of SMSA's, see appendix D.]

SIC code	Geographic area and kind of business or operation	All establishments				Establishments with payroll				
		Number	Receipts (\$1,000)	Unincorporated businesses or operations		Number	Receipts (\$1,000)	Annual payroll (\$1,000)	First quarter payroll (\$1,000)	Paid employees for pay period including March 12 (number)
				Individual proprietorships (number)	Partnerships (number)					
SPRINGFIELD SMSA—Con.										
76	Miscellaneous repair services	††	††	††	††	23	5 228	1 707	415	113
762	Electrical and electronic repair shops	††	††	††	††	5	755	214	52	15
7622	Radio and TV repair shops	††	††	(D)	††	1	(D)	(D)	(D)	(D)
7623, 9	Other electrical and electronic repair shops	††	††	††	††	4	(D)	(D)	(D)	(D)
764	Reupholstery and furniture repair	††	††	††	††	1	(D)	(D)	(D)	(D)
763, 9	Other repair shops and related services	††	††	††	††	17	(D)	(D)	(D)	(D)
78, 79	Amusement and recreation services, including motion pictures	††	††	††	††	50	8 188	2 011	452	335
781, 2	Motion picture production, distribution, and services	††	††	††	††	-	-	-	-	-
783	Motion picture theaters	††	††	††	††	10	(D)	(D)	(D)	(D)
792	Producers, orchestras, and entertainers	††	††	††	††	1	(D)	(D)	(D)	(D)
793	Bowling alleys and billiards and pool establishments	††	††	††	††	10	2 631	890	210	138
79 ex. 792, 3	Commercial sports and other amusement and recreation services	††	††	††	††	29	3 488	722	173	133
80, ex. 806	Health services, except hospitals	††	††	††	††	231	58 690	27 189	6 735	1 772
801	Offices of physicians	††	††	††	††	111	30 901	16 311	3 991	600
802	Offices of dentists	††	††	††	††	61	9 864	4 138	1 073	280
803	Offices of osteopathic physicians	††	††	††	††	6	648	233	56	17
8041	Offices of chiropractors	††	††	††	††	7	1 720	536	115	41
8042	Offices of optometrists	††	††	††	††	16	3 700	790	170	65
805	Nursing and personal care facilities	††	††	††	††	15	10 804	4 856	1 260	734
8049, 807, 8, 9	Other health services	††	††	††	††	15	1 053	325	70	35
81	Legal services	††	††	††	††	53	8 248	2 510	622	188
823, 4, 9	Selected educational services	††	††	††	††	7	350	84	21	20
891	Engineering, architectural, and surveying services	††	††	††	††	11	1 211	396	111	33
893	Accounting, auditing, and bookkeeping services	††	††	††	††	19	3 467	1 377	339	92
83, 892, 9	Social and other services	††	††	††	††	21	2 001	689	166	124
83	Social services	**	**	**	**	19	(D)	(D)	(D)	(D)
892, 9	Other services	**	**	**	**	2	(D)	(D)	(D)	(D)
STEUBENVILLE-WEIRTON, OHIO-W. VA., SMSA										
	Total	††	††	††	††	554	113 133	44 076	10 292	3 924
70	Hotels, motels, and other lodging places	††	††	††	††	11	3 507	992	226	156
7011	Hotels, motor hotels, and motels	††	††	††	††	9	(D)	(D)	(D)	(D)
7011 pt.	Hotels	††	††	††	††	-	-	-	-	-
7011 pt.	Motels, motor hotels, and tourist courts	††	††	††	††	9	(D)	(D)	(D)	(D)
702, 3, 4	Other lodging places	††	††	††	††	2	(D)	(D)	(D)	(D)
72	Personal services	††	††	††	††	112	10 577	3 287	777	498
721	Laundry, cleaning, and garment services	††	††	††	††	24	2 839	699	171	99
7215	Coin-operated laundries and dry cleaning	††	††	††	††	7	198	33	10	12
721 ex. 7215	Other laundry, cleaning, and garment services	††	††	††	††	17	2 641	666	161	87
7211	Power laundries, family and commercial*	**	**	**	**	-	-	-	-	-
7216	Dry-cleaning plants, except rug cleaning*	**	**	**	**	11	879	248	59	48
Other 721	Laundry and cleaning services, n.e.c.*	**	**	**	**	6	1 762	418	102	39
722	Photographic studios, portrait	††	††	††	††	8	(D)	(D)	(D)	(D)
723, 4	Beauty and barber shops	††	††	††	††	55	2 765	1 293	270	218
723	Beauty shops	††	††	††	††	53	(D)	(D)	(D)	(D)
724	Barber shops	††	††	††	††	2	(D)	(D)	(D)	(D)
725	Shoe repair, shoe shine, and hat-cleaning shops	††	††	††	††	-	-	-	-	-
726	Funeral service and crematories	††	††	††	††	18	3 850	960	232	96
729	Miscellaneous personal services	††	††	††	††	7	(D)	(D)	(D)	(D)
73	Business services	††	††	††	††	40	11 824	5 326	1 253	662
731	Advertising	††	††	††	††	-	-	-	-	-
734	Services to dwellings and other buildings	††	††	††	††	8	1 024	424	100	67
737	Computer and data processing services	††	††	††	††	2	(D)	(D)	(D)	(D)
7392	Management, consulting, and public relations services	††	††	††	††	5	1 315	516	109	67
7394	Equipment rental and leasing services	††	††	††	††	6	1 463	189	44	14
Other 73	Other business services	††	††	††	††	19	(D)	(D)	(D)	(D)
75	Automotive repair, services, and garages	††	††	††	††	44	6 043	1 417	333	157
751	Automotive rental and leasing, without drivers	††	††	††	††	4	747	76	17	8
752	Automobile parking	††	††	††	††	1	(D)	(D)	(D)	(D)
753	Automotive repair shops	††	††	††	††	32	4 878	1 212	289	122
7538	General automotive repair shops	††	††	††	††	9	1 690	354	87	42
7531	Top and body repair shops	††	††	††	††	12	1 191	269	65	31
7534, 5, 9	Other automotive repair shops	††	††	††	††	11	1 997	589	137	49
754	Automotive services, except repair	††	††	††	††	7	(D)	(D)	(D)	(D)

Table 4a. Summary Statistics for Firms Subject to Federal Income Tax for Standard Metropolitan Statistical Areas: 1982—Con.

[For meaning of abbreviations and symbols, see introductory text. For explanation of terms and comparability of 1977 and 1982 censuses, see appendix A. For definitions of SMSA's, see appendix D.]

SIC code	Geographic area and kind of business or operation	All establishments				Establishments with payroll				
		Number	Receipts (\$1,000)	Unincorporated businesses or operations		Number	Receipts (\$1,000)	Annual payroll (\$1,000)	First quarter payroll (\$1,000)	Paid employees for pay period including March 12 (number)
				Individual proprietorships (number)	Partnerships (number)					
STEUBENVILLE-WEIRTON, OHIO-W. VA., SMSA—Con.										
76	Miscellaneous repair services	††	††	††	††	22	4 385	1 033	211	85
762	Electrical and electronic repair shops	††	††	††	††	7	1 020	218	62	19
7622	Radio and TV repair shops	††	††	††	††	4	(D)	(D)	(D)	(D)
7623, 9	Other electrical and electronic repair shops	††	††	††	††	3	(D)	(D)	(D)	(D)
764	Reupholstery and furniture repair	††	††	††	††	1	(D)	(D)	(D)	(D)
763, 9	Other repair shops and related services	††	††	††	††	14	(D)	(D)	(D)	(D)
78, 79	Amusement and recreation services, including motion pictures	††	††	††	††	47	17 395	5 423	1 115	749
781, 2	Motion picture production, distribution, and services	††	††	††	††	-	-	-	-	-
783	Motion picture theaters	††	††	††	††	9	1 266	196	34	35
792	Producers, orchestras, and entertainers	††	††	††	††	5	652	163	36	67
793	Bowling alleys and billiards and pool establishments	††	††	††	††	6	1 442	493	144	92
79 ex. 792, 3	Commercial sports and other amusement and recreation services	††	††	††	††	27	14 035	4 571	901	555
80, ex. 806	Health services, except hospitals	††	††	††	††	180	46 244	22 411	5 407	1 268
801	Offices of physicians	††	††	††	††	97	25 259	13 412	3 223	406
802	Offices of dentists	††	††	††	††	41	6 990	2 615	621	164
803	Offices of osteopathic physicians	††	††	††	††	3	316	52	11	8
804, 1	Offices of chiropractors	††	††	††	††	4	199	34	6	7
804, 2	Offices of optometrists	††	††	††	††	10	1 325	321	74	26
805	Nursing and personal care facilities	††	††	††	††	13	10 761	5 240	1 302	611
8049, 807, 8, 9	Other health services	††	††	††	††	12	1 394	737	170	46
81	Legal services	††	††	††	††	66	7 714	2 224	497	168
823, 4, 9	Selected educational services	††	††	††	††	2	(D)	(D)	(D)	(D)
891	Engineering, architectural, and surveying services	††	††	††	††	5	(D)	(D)	(D)	(D)
893	Accounting, auditing, and bookkeeping services	††	††	††	††	19	3 398	1 178	301	90
83, 892, 9	Social and other services	††	††	††	††	6	1 500	581	129	64
83	Social services	6	1 500	581	129	64
892, 9	Other services	-	-	-	-	-
TOLEDO, OHIO-MICH., SMSA										
Total		††	††	††	††	3 793	1 105 900	444 195	106 916	32 965
70	Hotels, motels, and other lodging places	††	††	††	††	93	40 983	10 673	2 840	1 726
7011	Hotels, motor hotels, and motels	††	††	††	††	75	38 853	10 282	2 742	1 654
7011 pt.	Hotels	††	††	††	††	14	11 206	3 765	1 201	595
7011 pt.	Hotels, 25 guestrooms or more	9	10 835	3 718	1 189	582
7011 pt.	Hotels, less than 25 guestrooms	5	371	47	12	13
7011 pt.	Motels, motor hotels, and tourist courts	††	††	††	††	61	27 647	6 517	1 541	1 059
7011 pt.	Motels, tourist courts	56	23 177	5 452	1 262	860
7011 pt.	Motor hotels	5	4 470	1 065	279	199
702, 3, 4	Other lodging places	††	††	††	††	18	2 130	391	98	72
703	Trailer parks and camps	††	††	††	††	15	(D)	(D)	(D)	(D)
702, 4	Rooming, boarding, and membership lodging	††	††	††	††	3	(D)	(D)	(D)	(D)
72	Personal services	††	††	††	††	580	83 468	28 174	6 734	3 411
721	Laundry, cleaning, and garment services	††	††	††	††	162	31 236	10 265	2 505	1 246
7215	Coin-operated laundries and dry cleaning	††	††	††	††	51	4 257	946	218	204
721 ex. 7215	Other laundry, cleaning, and garment services	††	††	††	††	111	26 979	9 319	2 287	1 042
7211	Power laundries, family and commercial*	4	(D)	(D)	(D)	(D)
7216	Dry-cleaning plants, except rug cleaning*	66	7 923	3 012	717	477
Other 721	Laundry and cleaning services, n.e.c.*	41	(D)	(D)	(D)	(D)
7212	Garment pressing and agents for laundries and dry cleaners	7	640	145	34	21
7213	Linen supply*	3	3 695	1 468	387	129
7217	Carpet and upholstery cleaning	17	1 355	446	101	46
7218	Industrial launderers*	6	10 777	3 431	821	291
7214, 9	Other laundry, garment services, including diaper*	8	(D)	(D)	(D)	(D)
722	Photographic studios, portrait	††	††	††	††	23	3 026	686	124	88
723, 4	Beauty and barber shops	††	††	††	††	254	17 679	8 457	1 870	1 119
723	Beauty shops	††	††	††	††	228	16 213	7 939	1 735	1 062
724	Barber shops	††	††	††	††	26	1 466	518	135	57
725	Shoe repair, shoe shine, and hat-cleaning shops	††	††	††	††	9	401	143	35	26
726	Funeral service and crematories	††	††	††	††	67	18 508	4 630	1 164	349
729	Miscellaneous personal services	††	††	††	††	65	12 618	3 993	1 036	583

Table 4a. Summary Statistics for Firms Subject to Federal Income Tax for Standard Metropolitan Statistical Areas: 1982—Con.

[For meaning of abbreviations and symbols, see introductory text. For explanation of terms and comparability of 1977 and 1982 censuses, see appendix A. For definitions of SMSA's, see appendix D]

SIC code	Geographic area and kind of business or operation	All establishments				Establishments with payroll				
		Number	Receipts (\$1,000)	Unincorporated businesses or operations		Number	Receipts (\$1,000)	Annual payroll (\$1,000)	First quarter payroll (\$1,000)	Paid employees for pay period including March 12 (number)
				Individual proprietorships (number)	Partnerships (number)					
	TOLEDO, OHIO-MICH., SMSA—Con.									
73	Business services -----	††	††	††	††	533	244 109	100 658	24 280	9 733
731	Advertising	††	††	††	††	28	9 726	4 690	1 321	222
7311	Advertising agencies	††	††	††	††	23	6 976	3 775	923	184
7312	Outdoor advertising services	**	**	**	**	3	(D)	(D)	(D)	(D)
7313	Radio, TV, publishers' advertising representatives	**	**	**	**	1	(D)	(D)	(D)	(D)
7319	Advertising, n.e.c.	**	**	**	**	1	(D)	(D)	(D)	(D)
734	Services to dwellings and other buildings	††	††	††	††	94	25 699	15 977	3 641	2 408
7341	Window cleaning	**	**	**	**	3	(D)	(D)	(D)	(D)
7342	Disinfecting and exterminating services	**	**	**	**	10	2 297	965	224	65
7349	Cleaning and maintenance services, n.e.c.	**	**	**	**	81	(D)	(D)	(D)	(D)
737	Computer and data processing services	††	††	††	††	41	12 463	5 219	1 209	306
7372	Computer programming and other software services	**	**	**	**	15	4 535	2 117	498	98
7374	Data processing services	**	**	**	**	18	5 753	2 508	561	175
7379	Computer related services, n.e.c.	**	**	**	**	8	2 175	594	150	33
7392	Management, consulting, and public relations services	††	††	††	††	76	45 529	15 841	3 806	1 401
7394	Equipment rental and leasing services	††	††	††	††	46	23 031	7 189	1 752	365
Other 73	Other business services -----	††	††	††	††	248	127 661	51 742	12 551	5 031
732	Credit reporting, collection agencies	**	**	**	**	22	8 294	2 757	645	229
7331	Direct mail advertising services	**	**	**	**	9	5 691	2 048	493	219
7332	Blueprinting and photocopying services	**	**	**	**	10	1 402	348	74	32
7333	Commercial photography, art, and graphics	**	**	**	**	22	7 323	3 477	939	176
7339	Stenographic services; and reproduction services, n.e.c.	**	**	**	**	11	1 156	604	154	63
736	Personnel supply services	**	**	**	**	50	16 022	10 925	2 736	1 317
7361	Employment agencies	**	**	**	**	27	(D)	(D)	(D)	(D)
7362	Help supply services	**	**	**	**	23	11 952	8 776	2 154	1 135
7369	Facilities management services	**	**	**	**	-	(D)	(D)	(D)	(D)
7391	Research and development laboratories	**	**	**	**	4	(D)	(D)	(D)	(D)
7397	Testing laboratories and facilities	**	**	**	**	9	7 327	3 166	759	182
7393	Detective agencies and protective services	**	**	**	**	32	23 742	14 707	3 590	1 714
7395	Photofinishing laboratories*	**	**	**	**	7	(D)	(D)	(D)	(D)
7399 pt.	Sign painting shops	**	**	**	**	4	2 238	192	39	20
7399 pt.	Interior designing	**	**	**	**	5	655	303	79	23
7399 pt.	Telephone answering services	**	**	**	**	7	1 694	467	94	56
735, 7396, 7399 pt.	Other business services, n.e.c.	**	**	**	**	56	36 269	7 306	1 767	690
75	Automotive repair, services, and garages -----	††	††	††	††	403	104 748	22 761	5 206	1 765
751	Automotive rental and leasing, without drivers	††	††	††	††	45	40 094	4 602	1 171	314
752	Automobile parking	††	††	††	††	51	2 675	595	151	97
7523	Parking lots	**	**	**	**	45	1 707	336	86	67
7525	Parking structures	**	**	**	**	6	968	259	65	30
753	Automotive repair shops	††	††	††	††	267	56 327	15 992	3 498	1 081
7538	General automotive repair shops	††	††	††	††	108	20 632	5 449	1 157	387
7538 pt.	General automotive repair shops, except diesel	**	**	**	**	98	18 495	4 819	991	343
7538 pt.	Diesel repair shops	**	**	**	**	10	2 337	630	166	44
7531	Top and body repair shops	††	††	††	††	81	15 022	4 856	1 105	338
7534, 5, 9	Other automotive repair shops	††	††	††	††	78	20 473	5 687	1 236	356
7534	Tire retreading and repair shops	**	**	**	**	2	(D)	(D)	(D)	(D)
7535	Paint shops	**	**	**	**	12	2 532	836	171	62
7539 pt.	Auto electrical and fuel system services	**	**	**	**	5	1 372	392	90	25
7539 pt.	Radiator repair	**	**	**	**	8	1 404	397	80	27
7539 pt.	Glass replacement and repair	**	**	**	**	11	4 027	1 202	261	58
7539 pt.	Brake, front end, and wheel alignment	**	**	**	**	5	1 109	382	84	28
7539 pt.	Exhaust system services (muffler shops)	**	**	**	**	19	4 979	1 108	185	66
7539 pt.	Transmission repair shops	**	**	**	**	13	4 500	1 193	280	72
7539 pt.	Other automotive repair shops, n.e.c.	**	**	**	**	3	(D)	(D)	(D)	(D)
754	Automotive services, except repair	††	††	††	††	40	5 652	1 572	386	273
7542	Car washes	**	**	**	**	23	2 309	797	192	188
7549	Other automotive services	**	**	**	**	17	3 343	775	194	85
76	Miscellaneous repair services -----	††	††	††	††	191	40 422	13 529	3 263	943
762	Electrical and electronic repair shops	††	††	††	††	67	11 714	4 016	952	275
7622	Radio and TV repair shops	††	††	††	††	24	4 490	1 216	309	106
7623, 9	Other electrical and electronic repair shops	††	††	††	††	43	7 224	2 800	643	169
7623	Refrigeration and air-conditioning repair shops	**	**	**	**	10	914	235	55	18
7629	Electrical and electronic repair shops, n.e.c.	**	**	**	**	33	6 310	2 565	588	151
764	Reupholstery and furniture repair	††	††	††	††	16	1 580	612	133	60
763, 9	Other repair shops and related services	††	††	††	††	108	27 128	8 901	2 178	608
763	Watch, clock, and jewelry repair	**	**	**	**	7	552	149	47	21
769	Miscellaneous repair and related services	**	**	**	**	101	26 576	8 752	2 131	587
7692	Welding repair	**	**	**	**	13	4 214	1 774	478	110
7694	Armature rewinding shops	**	**	**	**	5	2 689	866	218	48
7699	Repair shops and related services, n.e.c.	**	**	**	**	83	19 673	6 112	1 435	429

Table 4a. Summary Statistics for Firms Subject to Federal Income Tax for Standard Metropolitan Statistical Areas: 1982—Con.

[For meaning of abbreviations and symbols, see introductory text. For explanation of terms and comparability of 1977 and 1982 censuses, see appendix A. For definitions of SMSA's, see appendix D.]

SIC code	Geographic area and kind of business or operation	All establishments				Establishments with payroll				
		Number	Receipts (\$1,000)	Unincorporated businesses or operations		Number	Receipts (\$1,000)	Annual payroll (\$1,000)	First quarter payroll (\$1,000)	Paid employees for pay period including March 12 (number)
				Individual proprietorships (number)	Partnerships (number)					
TOLEDO, OHIO-MICH., SMSA—Con.										
78, 79	Amusement and recreation services, including motion pictures...	††	††	††	††	215	63 766	15 005	3 260	2 064
781, 2	Motion picture production, distribution, and services	††	††	††	††	3	(D)	(D)	(D)	(D)
783	Motion picture theaters	††	††	††	††	30	11 274	1 619	336	272
7832	Motion picture theaters, except drive-in	**	**	**	**	19	9 903	1 332	306	245
7833	Drive-in motion picture theaters	**	**	**	**	11	1 371	287	30	27
792	Producers, orchestras, and entertainers	††	††	††	††	12	(D)	(D)	(D)	(D)
7922	Theatrical producers (except motion picture) and miscellaneous theatrical services	**	**	**	**	5	(D)	(D)	(D)	(D)
7929	Bands, orchestras, actors, and other entertainers and entertainment groups	**	**	**	**	7	83	27	10	17
793	Bowling alleys and billiards and pool establishments	††	††	††	††	39	15 602	4 429	1 255	692
7932	Billiard and pool establishments	††	††	††	††	2	(D)	(D)	(D)	(D)
7933	Bowling alleys	††	††	††	††	37	(D)	(D)	(D)	(D)
79 ex. 792, 3	Commercial sports and other amusement and recreation services	††	††	††	††	131	34 344	8 650	1 584	1 039
794	Commercial sports	††	††	††	††	8	7 744	2 150	332	160
7941	Professional sports clubs, managers, promoters	††	††	††	††	2	(D)	(D)	(D)	(D)
7948	Racing, including track operation	††	††	††	††	6	(D)	(D)	(D)	(D)
79 ex. 792, 3, 4	Other amusement and recreation services	††	††	††	††	123	26 600	6 500	1 252	879
791	Dance halls, studios, and schools	**	**	**	**	15	(D)	(D)	(D)	(D)
7992	Public golf courses	**	**	**	**	18	3 396	872	140	105
7993	Coin-operated amusement device operators	**	**	**	**	15	3 880	547	124	111
7996	Amusement parks	**	**	**	**	2	(D)	(D)	(D)	(D)
7997	Membership sports and recreation clubs	**	**	**	**	25	12 791	3 541	656	355
7999	Amusement and recreation services, n.e.c.	**	**	**	**	48	5 025	1 159	258	227
7999 pt.	Concession operators of amusement devices, rides	**	**	**	**	4	(D)	(D)	(D)	(D)
7999 pt.	Carnivals, circuses, and fairs	**	**	**	**	1	(D)	(D)	(D)	(D)
7999 pt.	Other commercial recreation and amusements	**	**	**	**	43	4 774	1 084	246	212
80, ex. 806	Health services, except hospitals	††	††	††	††	1 105	346 236	176 927	42 863	9 098
801	Offices of physicians	††	††	††	††	516	177 742	100 940	25 374	2 751
802	Offices of dentists	††	††	††	††	283	51 134	20 506	4 526	1 357
803	Offices of osteopathic physicians	††	††	††	††	40	8 135	4 097	965	185
8041	Offices of chiropractors	††	††	††	††	45	5 096	1 419	336	118
8042	Offices of optometrists	††	††	††	††	53	8 503	1 850	414	152
805	Nursing and personal care facilities	††	††	††	††	47	52 880	26 155	6 536	3 502
8049, 807, 8, 9	Other health services	††	††	††	††	121	42 746	21 960	4 712	1 033
807	Medical and dental laboratories	††	††	††	††	37	10 977	4 803	1 252	338
8071	Medical laboratories	††	††	††	††	18	7 112	3 025	814	192
8072	Dental laboratories	††	††	††	††	19	3 865	1 778	438	146
8049, 808, 9	Other health services, n.e.c.	††	††	††	††	84	31 769	17 157	3 460	695
81	Legal services	††	††	††	††	332	69 619	21 752	4 894	1 332
823, 4, 9	Selected educational services	††	††	††	††	20	3 836	1 436	319	135
823	Libraries and information centers	**	**	**	**	1	(D)	(D)	(D)	(D)
824	Correspondence schools and vocational schools	**	**	**	**	9	2 597	1 152	250	93
829	Schools and educational services, n.e.c.	**	**	**	**	10	(D)	(D)	(D)	(D)
891	Engineering, architectural, and surveying services	††	††	††	††	112	66 566	36 882	9 174	1 461
891 pt.	Architectural services	**	**	**	**	27	9 743	4 121	930	190
891 pt.	Engineering services	**	**	**	**	74	55 901	32 385	8 163	1 240
891 pt.	Surveying services	**	**	**	**	11	922	376	81	31
893	Accounting, auditing, and bookkeeping services	††	††	††	††	128	34 361	13 218	3 331	792
83, 892, 9	Social and other services	††	††	††	††	81	7 786	3 180	752	505
83	Social services	**	**	**	**	72	7 002	2 843	702	489
835	Child day care services	**	**	**	**	54	3 241	1 285	324	294
832, 3, 6, 9	Other social services	**	**	**	**	18	3 761	1 558	378	195
892, 9	Other services	**	**	**	**	9	784	337	50	16

Table 4a. Summary Statistics for Firms Subject to Federal Income Tax for Standard Metropolitan Statistical Areas: 1982—Con.

[For meaning of abbreviations and symbols, see introductory text. For explanation of terms and comparability of 1977 and 1982 censuses, see appendix A. For definitions of SMSA's, see appendix D.]

SIC code	Geographic area and kind of business or operation	All establishments				Establishments with payroll				
		Number	Receipts (\$1,000)	Unincorporated businesses or operations		Number	Receipts (\$1,000)	Annual payroll (\$1,000)	First quarter payroll (\$1,000)	Paid employees for pay period including March 12 (number)
				Individual proprietorships (number)	Partnerships (number)					
WHEELING, W. VA.-OHIO, SMSA										
	Total	††	††	††	††	774	179 792	64 128	15 030	5 088
70	Hotels, motels, and other lodging places	††	††	††	††	22	9 269	2 480	525	329
7011	Hotels, motor hotels, and motels.....	††	††	††	††	19	(D)	(D)	(D)	(D)
7011 pt.	Hotels.....	††	††	††	††	5	(D)	(D)	(D)	(D)
7011 pt.	Motels, motor hotels, and tourist courts.....	††	††	††	††	14	5 367	1 432	342	185
702, 3, 4	Other lodging places.....	††	††	††	††	3	(D)	(D)	(D)	(D)
72	Personal services	††	††	††	††	139	17 851	6 797	1 598	786
721	Laundry, cleaning, and garment services.....	††	††	††	††	28	5 717	2 393	560	270
7215	Coin-operated laundries and dry cleaning.....	††	††	††	††	3	79	14	4	3
721 ex.	Other laundry, cleaning, and garment services.....	††	††	††	††	25	5 638	2 379	556	267
7215	Power laundries, family and commercial*.....	**	**	**	**	1	(D)	(D)	(D)	(D)
7216	Dry-cleaning plants, except rug cleaning*.....	**	**	**	**	17	(D)	(D)	(D)	(D)
Other 721	Laundry and cleaning services, n.e.c.*.....	**	**	**	**	7	(D)	(D)	(D)	(D)
722	Photographic studios, portrait.....	††	††	††	††	9	902	218	54	33
723, 4	Beauty and barber shops	††	††	††	††	66	4 215	2 093	461	306
723	Beauty shops.....	††	††	††	††	58	3 700	1 856	406	283
724	Barber shops.....	††	††	††	††	8	515	237	55	23
725	Shoe repair, shoe shine, and hat-cleaning shops.....	††	††	††	††	2	(D)	(D)	(D)	(D)
726	Funeral service and crematories.....	††	††	††	††	21	5 752	1 801	417	107
729	Miscellaneous personal services.....	††	††	††	††	13	(D)	(D)	(D)	(D)
73	Business services	††	††	††	††	72	16 263	5 848	1 457	519
731	Advertising.....	††	††	††	††	7	3 643	1 038	287	67
734	Services to dwellings and other buildings.....	††	††	††	††	23	2 266	844	214	117
737	Computer and data processing services.....	††	††	††	††	7	2 572	1 010	210	52
7392	Management, consulting, and public relations services.....	††	††	††	††	5	(D)	(D)	(D)	(D)
7394	Equipment rental and leasing services.....	††	††	††	††	6	1 397	405	86	27
Other 73	Other business services.....	††	††	††	††	24	(D)	(D)	(D)	(D)
75	Automotive repair, services, and garages	††	††	††	††	81	13 116	3 569	873	337
751	Automotive rental and leasing, without drivers.....	††	††	††	††	1	(D)	(D)	(D)	(D)
752	Automobile parking.....	††	††	††	††	14	681	239	67	45
753	Automotive repair shops.....	††	††	††	††	53	10 920	2 953	711	228
7538	General automotive repair shops.....	††	††	††	††	24	6 328	1 847	472	140
7531	Top and body repair shops.....	††	††	††	††	15	1 812	483	101	45
7534, 5, 9	Other automotive repair shops.....	††	††	††	††	14	2 780	623	138	43
754	Automotive services, except repair.....	††	††	††	††	13	(D)	(D)	(D)	(D)
76	Miscellaneous repair services	††	††	††	††	23	8 606	3 674	847	194
762	Electrical and electronic repair shops.....	††	††	††	††	9	1 753	680	150	42
7622	Radio and TV repair shops.....	††	††	††	††	4	(D)	(D)	(D)	(D)
7623, 9	Other electrical and electronic repair shops.....	††	††	††	††	5	(D)	(D)	(D)	(D)
764	Reupholstery and furniture repair.....	††	††	††	††	2	(D)	(D)	(D)	(D)
763, 9	Other repair shops and related services.....	††	††	††	††	12	(D)	(D)	(D)	(D)
78, 79	Amusement and recreation services, including motion pictures	††	††	††	††	49	23 511	5 707	1 189	678
781, 2	Motion picture production, distribution, and services.....	††	††	††	††	1	(D)	(D)	(D)	(D)
783	Motion picture theaters.....	††	††	††	††	9	(D)	(D)	(D)	(D)
792	Producers, orchestras, and entertainers.....	††	††	††	††	3	(D)	(D)	(D)	(D)
793	Bowling alleys and billiards and pool establishments.....	††	††	††	††	7	(D)	(D)	(D)	(D)
79 ex. 792, 3	Commercial sports and other amusement and recreation services.....	††	††	††	††	29	18 129	4 761	984	504
80, ex. 806	Health services, except hospitals	††	††	††	††	260	68 662	28 626	6 778	1 670
801	Offices of physicians.....	††	††	††	††	132	46 357	20 606	4 823	840
802	Offices of dentists.....	††	††	††	††	72	9 777	2 595	567	247
803	Offices of osteopathic physicians.....	††	††	††	††	4	726	255	57	23
8041	Offices of chiropractors.....	††	††	††	††	11	777	135	30	19
8042	Offices of optometrists.....	††	††	††	††	16	1 626	372	85	38
805	Nursing and personal care facilities.....	††	††	††	††	10	5 714	2 820	759	434
8049, 807, 8, 9	Other health services.....	††	††	††	††	15	3 685	1 843	457	69
81	Legal services	††	††	††	††	71	13 293	3 631	816	267
823, 4, 9	Selected educational services	††	††	††	††	3	(D)	(D)	(D)	(D)
891	Engineering, architectural, and surveying services	††	††	††	††	18	2 863	1 604	369	85
893	Accounting, auditing, and bookkeeping services	††	††	††	††	24	4 333	1 450	392	123
83, 892, 9	Social and other services	††	††	††	††	12	(D)	(D)	(D)	(D)
83	Social services.....	**	**	**	**	10	(D)	(D)	(D)	(D)
892, 9	Other services.....	**	**	**	**	2	(D)	(D)	(D)	(D)

Table 4a. Summary Statistics for Firms Subject to Federal Income Tax for Standard Metropolitan Statistical Areas: 1982—Con.

[For meaning of abbreviations and symbols, see introductory text. For explanation of terms and comparability of 1977 and 1982 censuses, see appendix A. For definitions of SMSA's, see appendix D]

SIC code	Geographic area and kind of business or operation	All establishments				Establishments with payroll				Paid employees for pay period including March 12 (number)
		Number	Receipts (\$1,000)	Unincorporated businesses or operations		Number	Receipts (\$1,000)	Annual payroll (\$1,000)	First quarter payroll (\$1,000)	
				Individual proprietorships (number)	Partnerships (number)					
	YOUNGSTOWN-WARREN SMSA									
	Total	††	††	††	††	2 487	604 300	234 165	63 799	17 520
70	Hotels, motels, and other lodging places	††	††	††	††	51	15 799	3 933	876	657
7011	Hotels, motor hotels, and motels	††	††	††	††	41	15 139	3 665	812	617
7011 pt.	Hotels	††	††	††	††	4	(D)	(D)	(D)	(D)
7011 pt.	Hotels, 25 guestrooms or more	††	††	††	††	4	(D)	(D)	(D)	(D)
7011 pt.	Hotels, less than 25 guestrooms	**	**	**	**	-	(D)	(D)	(D)	(D)
7011 pt.	Motels, motor hotels, and tourist courts	††	††	††	††	37	(D)	(D)	(D)	(D)
7011 pt.	Motels, tourist courts	††	††	††	††	34	10 492	2 255	490	391
7011 pt.	Motor hotels	**	**	**	**	3	(D)	(D)	(D)	(D)
702, 3, 4	Other lodging places	††	††	††	††	10	660	268	64	40
703	Trailing parks and camps	††	††	††	††	7	421	80	7	6
702, 4	Rooming, boarding, and membership lodging	††	††	††	††	3	239	188	57	34
72	Personal services	††	††	††	††	369	60 756	20 596	4 532	2 562
721	Laundry, cleaning, and garment services	††	††	††	††	86	22 024	8 965	1 885	1 016
7215	Coin-operated laundries and dry cleaning	††	††	††	††	16	912	247	56	57
721 ex.	Other laundry, cleaning, and garment services	††	††	††	††	70	21 112	8 718	1 829	959
7215	Power laundries, family and commercial*	**	**	**	**	5	893	334	78	43
7216	Dry-cleaning plants, except rug cleaning*	**	**	**	**	48	5 984	2 329	500	374
Other 721	Laundry and cleaning services, n.e.c.*	**	**	**	**	17	14 235	6 055	1 251	542
7212	Garment pressing and agents for laundries and dry cleaners	**	**	**	**	1	(D)	(D)	(D)	(D)
7213	Linen supply*	**	**	**	**	-	-	-	-	-
7217	Carpet and upholstery cleaning	**	**	**	**	11	(D)	(D)	(D)	(D)
7218	Industrial launderers*	**	**	**	**	3	(D)	(D)	(D)	(D)
7214, 9	Other laundry, garment services, including diaper*	**	**	**	**	2	(D)	(D)	(D)	(D)
722	Photographic studios, portrait	††	††	††	††	21	9 275	2 329	513	272
723, 4	Beauty and barber shops	††	††	††	††	163	9 759	4 232	1 020	634
723	Beauty shops	††	††	††	††	155	9 373	4 075	984	617
724	Barber shops	††	††	††	††	8	386	157	36	17
725	Shoe repair, shoe shine, and hat-cleaning shops	††	††	††	††	3	144	47	9	9
726	Funeral service and crematories	††	††	††	††	57	13 367	3 181	728	330
729	Miscellaneous personal services	††	††	††	††	39	6 187	1 842	377	301
73	Business services	††	††	††	††	274	63 662	27 484	6 668	2 857
731	Advertising	††	††	††	††	18	6 429	2 232	551	116
7311	Advertising agencies	**	**	**	**	15	(D)	(D)	(D)	(D)
7312	Outdoor advertising services	**	**	**	**	1	(D)	(D)	(D)	(D)
7313	Radio, TV, publishers' advertising representatives	**	**	**	**	-	-	-	-	-
7319	Advertising, n.e.c.	**	**	**	**	2	(D)	(D)	(D)	(D)
734	Services to dwellings and other buildings	††	††	††	††	50	6 109	3 269	833	637
7341	Window cleaning	**	**	**	**	3	(D)	(D)	(D)	(D)
7342	Disinfecting and exterminating services	**	**	**	**	6	353	185	57	14
7349	Cleaning and maintenance services, n.e.c.	**	**	**	**	41	(D)	(D)	(D)	(D)
737	Computer and data processing services	††	††	††	††	25	11 305	4 390	1 039	244
7372	Computer programming and other software services	**	**	**	**	8	(D)	(D)	(D)	(D)
7374	Data processing services	**	**	**	**	11	6 267	1 763	446	131
7379	Computer related services, n.e.c.	**	**	**	**	6	(D)	(D)	(D)	(D)
7392	Management, consulting, and public relations services	††	††	††	††	28	5 155	2 425	452	134
7394	Equipment rental and leasing services	††	††	††	††	26	4 361	1 123	271	94
Other 73	Other business services	††	††	††	††	127	30 303	14 045	3 522	1 632
732	Credit reporting, collection agencies	**	**	**	**	10	1 820	758	176	67
7331	Direct mail advertising services	**	**	**	**	1	(D)	(D)	(D)	(D)
7332	Blueprinting and photocopying services	**	**	**	**	7	627	160	35	17
7333	Commercial photography, art, and graphics	**	**	**	**	10	986	353	134	24
7339	Stenographic services; and reproduction services, n.e.c.	**	**	**	**	10	415	136	46	26
736	Personnel supply services	**	**	**	**	17	4 168	2 551	627	389
7361	Employment agencies	**	**	**	**	11	829	381	100	42
7362	Help supply services	**	**	**	**	6	3 339	2 170	527	347
7369	Facilities management services	**	**	**	**	-	-	-	-	-
7391	Research and development laboratories	**	**	**	**	-	-	-	-	-
7397	Testing laboratories and facilities	**	**	**	**	2	(D)	(D)	(D)	(D)
7393	Detective agencies and protective services	**	**	**	**	21	9 139	5 132	1 175	666
7395	Photofinishing laboratories*	**	**	**	**	4	1 472	377	76	43
7399 pt.	Sign painting shops	**	**	**	**	4	204	52	12	4
7399 pt.	Interior designing	**	**	**	**	2	(D)	(D)	(D)	(D)
7399 pt.	Telephone answering services	**	**	**	**	5	(D)	(D)	(D)	(D)
735, 7396, 7399 pt.	Other business services, n.e.c.	**	**	**	**	34	9 394	3 631	1 034	289

Table 4a. **Summary Statistics for Firms Subject to Federal Income Tax for Standard Metropolitan Statistical Areas: 1982—Con.**

[For meaning of abbreviations and symbols, see introductory text. For explanation of terms and comparability of 1977 and 1982 censuses, see appendix A. For definitions of SMSA's, see appendix D.]

SIC code	Geographic area and kind of business or operation	All establishments				Establishments with payroll				
		Number	Receipts (\$1,000)	Unincorporated businesses or operations		Number	Receipts (\$1,000)	Annual payroll (\$1,000)	First quarter payroll (\$1,000)	Paid employees for pay period including March 12 (number)
				Individual proprietorships (number)	Partnerships (number)					
YOUNGSTOWN-WARREN SMSA—Con.										
75	Automotive repair, services, and garages.....	††	††	††	††	241	81 075	17 281	4 334	1 401
751	Automotive rental and leasing, without drivers	††	††	††	††	25	35 040	5 021	1 297	321
752	Automobile parking	††	††	††	††	13	498	109	21	24
7523	Parking lots	12	(D)	(D)	(D)	(D)
7525	Parking structures	1	(D)	(D)	(D)	(D)
753	Automotive repair shops.....	††	††	††	††	174	41 516	11 031	2 740	863
7538	General automotive repair shops	††	††	††	††	67	12 364	3 491	891	285
7538 pt.	General automotive repair shops, except diesel	56	6 777	1 843	431	180
7538 pt.	Diesel repair shops	11	5 587	1 648	460	105
7531	Top and body repair shops	††	††	††	††	64	12 205	3 337	843	276
7534, 5, 9	Other automotive repair shops	††	††	††	††	43	16 947	4 203	1 006	302
7534	Tire retreading and repair shops	4	(D)	(D)	(D)	(D)
7535	Paint shops	11	1 668	470	104	47
7539 pt.	Auto electrical and fuel system services	-	-	-	-	-
7539 pt.	Radiator repair	1	(D)	(D)	(D)	(D)
7539 pt.	Glass replacement and repair	7	1 401	344	83	29
7539 pt.	Brake, front end, and wheel alignment	3	(D)	(D)	(D)	(D)
7539 pt.	Exhaust system services (muffler shops)	8	3 482	881	197	63
7539 pt.	Transmission repair shops	8	1 857	509	138	38
7539 pt.	Other automotive repair shops, n.e.c.	1	(D)	(D)	(D)	(D)
754	Automotive services, except repair	††	††	††	††	29	4 021	1 120	276	193
7542	Car washes	17	2 844	789	200	147
7549	Other automotive services	12	1 177	331	76	46
76	Miscellaneous repair services	††	††	††	††	97	27 644	8 441	2 139	588
762	Electrical and electronic repair shops	††	††	††	††	26	7 699	2 156	528	163
7622	Radio and TV repair shops	††	††	††	††	11	3 022	728	179	57
7623, 9	Other electrical and electronic repair shops	††	††	††	††	15	4 677	1 428	349	106
7623	Refrigeration and air-conditioning repair shops	2	(D)	(D)	(D)	(D)
7629	Electrical and electronic repair shops, n.e.c.	13	(D)	(D)	(D)	(D)
764	Reupholstery and furniture repair	††	††	††	††	16	1 209	289	67	46
763, 9	Other repair shops and related services.....	††	††	††	††	55	18 736	5 996	1 544	379
763	Watch, clock, and jewelry repair.....	4	200	58	15	11
769	Miscellaneous repair and related services	51	18 536	5 938	1 529	368
7692	Welding repair.....	8	933	330	81	35
7694	Armature rewinding shops	7	7 069	2 310	666	113
7699	Repair shops and related services, n.e.c.	36	10 534	3 298	782	220
78, 79	Amusement and recreation services, including motion pictures..	††	††	††	††	156	36 911	9 505	2 190	1 360
781, 2	Motion picture production, distribution, and services	††	††	††	††	3	(D)	(D)	(D)	(D)
783	Motion picture theaters.....	††	††	††	††	19	5 078	944	223	193
7832	Motion picture theaters, except drive-in	13	4 325	749	178	152
7833	Drive-in motion picture theaters	6	753	195	45	41
792	Producers, orchestras, and entertainers	††	††	††	††	4	(D)	(D)	(D)	(D)
7922	Theatrical producers (except motion picture) and miscellaneous theatrical services	2	(D)	(D)	(D)	(D)
7929	Bands, orchestras, actors, and other entertainers and entertainment groups	2	(D)	(D)	(D)	(D)
793	Bowling alleys and billiards and pool establishments	††	††	††	††	24	7 552	2 022	575	346
7932	Billiard and pool establishments.....	-	-	-	-	-
7933	Bowling alleys.....	††	††	††	††	24	7 552	2 022	575	346
79 ex. 792, 3	Commercial sports and other amusement and recreation services ..	††	††	††	††	106	22 180	6 101	1 285	782
794	Commercial sports.....	††	††	††	††	3	(D)	(D)	(D)	(D)
7941	Professional sports clubs, managers, promoters	-	-	-	-	-
7948	Racing, including track operation	††	††	††	††	3	(D)	(D)	(D)	(D)
79 ex. 792, 3, 4	Other amusement and recreation services	††	††	††	††	103	(D)	(D)	(D)	(D)
791	Dance halls, studios, and schools	15	1 047	424	99	88
7992	Public golf courses	15	2 197	596	92	51
7993	Coin-operated amusement device operators	14	8 409	1 770	420	185
7996	Amusement parks	1	(D)	(D)	(D)	(D)
7997	Membership sports and recreation clubs	22	3 979	1 528	320	203
7999	Amusement and recreation services, n.e.c.	36	4 797	1 192	304	214
7999 pt.	Concession operators of amusement devices, rides	2	(D)	(D)	(D)	(D)
7999 pt.	Carnivals, circuses, and fairs.....	3	(D)	(D)	(D)	(D)
7999 pt.	Other commercial recreation and amusements.....	31	4 159	1 038	270	193

Table 4a. Summary Statistics for Firms Subject to Federal Income Tax for Standard Metropolitan Statistical Areas: 1982—Con.

[For meaning of abbreviations and symbols, see introductory text. For explanation of terms and comparability of 1977 and 1982 censuses, see appendix A. For definitions of SMSA's, see appendix D]

SIC code	Geographic area and kind of business or operation	All establishments				Establishments with payroll				
		Number	Receipts (\$1,000)	Unincorporated businesses or operations		Number	Receipts (\$1,000)	Annual payroll (\$1,000)	First quarter payroll (\$1,000)	Paid employees for pay period including March 12 (number)
				Individual proprietorships (number)	Partnerships (number)					
YOUNGSTOWN-WARREN SMSA—Con.										
80, ex. 806	Health services, except hospitals -----	††	††	††	††	903	253 865	120 799	36 560	6 267
801	Offices of physicians -----	††	††	††	††	425	141 196	73 715	25 329	2 137
802	Offices of dentists -----	††	††	††	††	223	34 655	12 783	3 161	904
803	Offices of osteopathic physicians -----	††	††	††	††	80	21 217	10 222	2 549	402
8041	Offices of chiropractors -----	††	††	††	††	21	3 039	795	169	65
8042	Offices of optometrists -----	††	††	††	††	30	3 990	967	280	88
805	Nursing and personal care facilities -----	††	††	††	††	36	36 150	16 980	3 853	2 170
8049, 807, 8, 9	Other health services -----	††	††	††	††	88	13 618	5 337	1 219	501
807	Medical and dental laboratories -----	††	††	††	††	28	2 708	964	214	97
8071	Medical laboratories -----	††	††	††	††	10	1 402	503	120	51
8072	Dental laboratories -----	††	††	††	††	18	1 306	461	94	46
8049, 808, 9	Other health services, n.e.c. -----	††	††	††	††	60	10 910	4 373	1 005	404
81	Legal services -----	††	††	††	††	200	30 494	11 599	2 848	668
823, 4, 9	Selected educational services -----	††	††	††	††	18	3 504	1 279	291	132
823	Libraries and information centers -----	1	(D)	(D)	(D)	(D)
824	Correspondence schools and vocational schools -----	5	(D)	(D)	(D)	(D)
829	Schools and educational services, n.e.c. -----	12	773	404	101	49
891	Engineering, architectural, and surveying services -----	††	††	††	††	58	12 547	5 654	1 450	343
891 pt.	Architectural services -----	17	3 313	1 345	341	89
891 pt.	Engineering services -----	36	8 801	4 114	1 070	240
891 pt.	Surveying services -----	5	433	195	39	14
893	Accounting, auditing, and bookkeeping services -----	††	††	††	††	78	15 606	6 584	1 656	460
83, 892, 9	Social and other services -----	††	††	††	††	42	2 437	1 010	255	225
83	Social services -----	40	(D)	(D)	(D)	(D)
835	Child day care services -----	35	1 396	619	160	159
832, 3, 6, 9	Other social services -----	5	(D)	(D)	(D)	(D)
892, 9	Other services -----	2	(D)	(D)	(D)	(D)

Table 4b. Summary Statistics for Firms Exempt From Federal Income Tax for Standard Metropolitan Statistical Areas: 1982

[Includes only establishments with payroll. For meaning of abbreviations and symbols, see introductory text. For explanation of terms and comparability of 1977 and 1982 censuses, see appendix A. For definitions of SMSA's, see appendix D]

SIC code	Geographic area and kind of business or operation	Establishments (number)	Revenue (\$1,000)	Annual payroll (\$1,000)	First quarter payroll (\$1,000)	Paid employees for pay period including March 12 (number)
CINCINNATI-HAMILTON, OHIO-KY.-IND., SCSA						
	Total -----	1 021	425 615	169 520	39 285	17 866
7011 pt., 7032, 704	Hotels, camps, and membership lodging -----	43	(D)	(D)	(D)	(D)
7011 pt.	Hotels -----	-	-	-	-	-
7032	Sporting and recreational camps -----	4	827	452	77	35
704	Organization hotels and lodging houses, on membership basis -----	39	(D)	(D)	(D)	(D)
7391, 2, 7	Research, testing, and consulting services -----	5	(D)	(D)	(D)	(D)
7391	Research and development laboratories -----	-	-	-	-	-
7392	Management, consulting, and public relations services -----	4	(D)	(D)	(D)	(D)
7397	Testing laboratories and facilities -----	1	(D)	(D)	(D)	(D)

Table 4b. Summary Statistics for Firms Exempt From Federal Income Tax for Standard Metropolitan Statistical Areas: 1982—Con.

[Includes only establishments with payroll. For meaning of abbreviations and symbols, see introductory text. For explanation of terms and comparability of 1977 and 1982 censuses, see appendix A. For definitions of SMSA's, see appendix D]

SIC code	Geographic area and kind of business or operation	Establishments (number)	Revenue (\$1,000)	Annual payroll (\$1,000)	First quarter payroll (\$1,000)	Paid employees for pay period including March 12 (number)
CINCINNATI-HAMILTON, OHIO-KY-IND., SCSA—Con.						
792, 7997, 7999 pt., 84	Selected amusement, recreation, and related services	97	51 165	21 621	4 602	1 553
792	Producers, orchestras, and entertainers	8	12 121	6 467	1 559	299
7922	Theatrical producers (except motion picture) and miscellaneous theatrical services	3	(D)	(D)	(D)	(D)
7929	Bands, orchestras, actors, and other entertainers and entertainment groups	5	(D)	(D)	(D)	(D)
7999 pt., 84	Museums, art galleries, and botanical and zoological gardens	18	10 187	3 731	855	329
7999 pt.	Commercial museums, art galleries, and botanical and zoological gardens	1	(D)	(D)	(D)	(D)
84	Noncommercial museums, art galleries, and botanical and zoological gardens	17	(D)	(D)	(D)	(D)
8411	Noncommercial museums and art galleries	15	5 054	2 061	498	199
8421	Noncommercial arboreta, botanical and zoological gardens	2	(D)	(D)	(D)	(D)
7997	Membership sports and recreation clubs	68	(D)	(D)	(D)	(D)
7999 pt.	Fairs	3	(D)	(D)	(D)	(D)
805, 8, 9	Selected health services	93	105 622	47 901	10 891	4 969
805	Nursing and personal care facilities	36	68 093	32 863	7 350	3 775
8051	Skilled nursing care facilities	20	(D)	(D)	(D)	(D)
8059	Nursing and personal care facilities, n.e.c.	16	(D)	(D)	(D)	(D)
808	Outpatient care facilities	41	(D)	(D)	(D)	(D)
809	Health and allied services, n.e.c.	16	(D)	(D)	(D)	(D)
81	Legal aid societies and similar legal services	5	(D)	(D)	(D)	(D)
823, 4, 9	Selected educational services	19	(D)	(D)	(D)	(D)
823	Libraries and information centers	6	(D)	(D)	(D)	(D)
824	Correspondence schools and vocational schools	6	1 068	544	189	50
8241, 9	Correspondence and vocational schools, except vocational high schools, n.e.c.	6	1 068	544	189	50
8243, 4	Data processing, business, and secretarial schools	-	-	-	-	-
829	Schools and educational services, n.e.c.	7	(D)	(D)	(D)	(D)
83	Social services	388	166 292	62 986	14 741	7 434
835	Child day care services	74	6 830	4 119	987	635
832, 3, 6, 9	Other social services	314	159 462	58 867	13 754	6 799
832	Individual and family social services	124	65 927	22 261	5 494	2 134
833	Job training and vocational rehabilitation services	28	(D)	(D)	(D)	(D)
836	Residential care	83	(D)	(D)	(D)	(D)
839	Social services, n.e.c.	79	41 478	11 585	2 841	1 151
861, 2, 4, 9	Selected membership organizations	365	91 751	32 587	7 956	3 499
861	Business associations	50	(D)	(D)	(D)	(D)
864	Civic, social, and fraternal associations	234	(D)	(D)	(D)	(D)
862, 9	Other membership organizations	81	31 274	11 001	2 573	926
862	Professional membership organizations	42	8 811	3 248	705	240
869	Membership organizations, n.e.c.	39	22 463	7 753	1 868	686
892	Noncommercial educational, scientific, and research organizations	6	(D)	(D)	(D)	(D)
CLEVELAND-AKRON-LORAIN SCSA						
Total		1 757	877 924	282 579	65 723	29 049
7011 pt., 7032, 704	Hotels, camps, and membership lodging	34	3 713	1 191	220	145
7011 pt.	Hotels	1	(D)	(D)	(D)	(D)
7032	Sporting and recreational camps	10	(D)	(D)	(D)	(D)
704	Organization hotels and lodging houses, on membership basis	23	1 925	450	114	82
7391, 2, 7	Research, testing, and consulting services	9	7 024	3 806	899	202
7391	Research and development laboratories	1	(D)	(D)	(D)	(D)
7392	Management, consulting, and public relations services	6	(D)	(D)	(D)	(D)
7397	Testing laboratories and facilities	2	(D)	(D)	(D)	(D)
792, 7997, 7999 pt., 84	Selected amusement, recreation, and related services	115	100 360	43 687	8 655	3 588
792	Producers, orchestras, and entertainers	24	36 815	14 368	2 822	835
7922	Theatrical producers (except motion picture) and miscellaneous theatrical services	14	(D)	(D)	(D)	(D)
7929	Bands, orchestras, actors, and other entertainers and entertainment groups	10	(D)	(D)	(D)	(D)
7999 pt., 84	Museums, art galleries, and botanical and zoological gardens	30	(D)	(D)	(D)	(D)
7999 pt.	Commercial museums, art galleries, and botanical and zoological gardens	2	(D)	(D)	(D)	(D)
84	Noncommercial museums, art galleries, and botanical and zoological gardens	28	19 169	9 047	2 188	793
8411	Noncommercial museums and art galleries	24	17 393	8 237	1 997	723
8421	Noncommercial arboreta, botanical and zoological gardens	4	1 776	810	191	70
7997	Membership sports and recreation clubs	57	(D)	(D)	(D)	(D)
7999 pt.	Fairs	4	(D)	(D)	(D)	(D)

Table 4b. Summary Statistics for Firms Exempt From Federal Income Tax for Standard Metropolitan Statistical Areas: 1982—Con.

[Includes only establishments with payroll. For meaning of abbreviations and symbols, see introductory text. For explanation of terms and comparability of 1977 and 1982 censuses, see appendix A. For definitions of SMSA's, see appendix D]

SIC code	Geographic area and kind of business or operation	Establishments (number)	Revenue (\$1,000)	Annual payroll (\$1,000)	First quarter payroll (\$1,000)	Paid employees for pay period including March 12 (number)
CLEVELAND-AKRON-LORAIN SCSA—Con.						
805, 8, 9	Selected health services	126	286 586	72 380	17 120	6 502
805	Nursing and personal care facilities	39	(D)	(D)	(D)	(D)
8051	Skilled nursing care facilities.....	19	46 841	25 881	5 788	2 712
8059	Nursing and personal care facilities, n.e.c.	20	(D)	(D)	(D)	(D)
808	Outpatient care facilities	63	(D)	(D)	(D)	(D)
809	Health and allied services, n.e.c.	24	19 251	11 214	2 871	769
81	Legal aid societies and similar legal services	17	(D)	(D)	(D)	(D)
823, 4, 9	Selected educational services	45	7 024	3 422	878	552
823	Libraries and information centers	4	(D)	(D)	(D)	(D)
824	Correspondence schools and vocational schools	13	1 413	612	171	81
8241, 9	Correspondence and vocational schools, except vocational high schools, n.e.c.	13	1 413	612	171	81
8243, 4	Data processing, business, and secretarial schools	-	-	-	-	-
829	Schools and educational services, n.e.c.	28	(D)	(D)	(D)	(D)
83	Social services	749	310 537	104 061	24 843	12 332
835	Child day care services	201	18 867	11 084	2 826	1 599
832, 3, 6, 9	Other social services	548	291 670	92 977	22 017	10 733
832	Individual and family social services	239	79 288	38 907	9 704	3 672
833	Job training and vocational rehabilitation services	54	(D)	(D)	(D)	(D)
836	Residential care	89	(D)	(D)	(D)	(D)
839	Social services, n.e.c.	166	145 293	21 329	4 815	1 669
861, 2, 4, 9	Selected membership organizations	645	148 927	48 396	11 599	5 380
861	Business associations	106	32 827	10 381	2 401	655
864	Civic, social, and fraternal associations	412	63 786	22 194	5 314	3 376
862, 9	Other membership organizations	127	52 314	15 821	3 884	1 349
862	Professional membership organizations	59	31 880	7 655	1 871	488
869	Membership organizations, n.e.c.	68	20 434	8 166	2 013	861
892	Noncommercial educational, scientific, and research organizations	17	(D)	(D)	(D)	(D)
DAYTON-SPRINGFIELD SCSA						
	Total	619	196 093	76 890	17 395	8 805
7011 pt., 7032, 704	Hotels, camps, and membership lodging	28	4 577	1 004	218	106
7011 pt.	Hotels	9	-	-	-	-
7032	Sporting and recreational camps	9	2 947	718	144	48
704	Organization hotels and lodging houses, on membership basis	19	1 630	286	74	58
7391, 2, 7	Research, testing, and consulting services	3	697	181	43	9
7391	Research and development laboratories	2	(D)	(D)	(D)	(D)
7392	Management, consulting, and public relations services	-	-	-	-	-
7397	Testing laboratories and facilities	1	(D)	(D)	(D)	(D)
792, 7997, 7999 pt., 84	Selected amusement, recreation, and related services	73	24 066	8 742	1 618	968
792	Producers, orchestras, and entertainers	8	(D)	(D)	(D)	(D)
7922	Theatrical producers (except motion picture) and miscellaneous theatrical services	2	(D)	(D)	(D)	(D)
7929	Bands, orchestras, actors, and other entertainers and entertainment groups	6	1 978	942	262	273
7999 pt., 84	Museums, art galleries, and botanical and zoological gardens	15	4 202	1 638	374	166
7999 pt.	Commercial museums, art galleries, and botanical and zoological gardens	-	-	-	-	-
84	Noncommercial museums, art galleries, and botanical and zoological gardens	15	4 202	1 638	374	166
8411	Noncommercial museums and art galleries	15	4 202	1 638	374	166
8421	Noncommercial arboreta, botanical and zoological gardens	-	-	-	-	-
7997	Membership sports and recreation clubs	44	14 810	5 602	925	489
7999 pt.	Fairs	6	(D)	(D)	(D)	(D)
805, 8, 9	Selected health services	52	58 268	27 901	6 290	2 870
805	Nursing and personal care facilities	17	40 060	19 048	4 147	2 198
8051	Skilled nursing care facilities.....	9	(D)	(D)	(D)	(D)
8059	Nursing and personal care facilities, n.e.c.	8	(D)	(D)	(D)	(D)
808	Outpatient care facilities	29	11 172	5 406	1 395	398
809	Health and allied services, n.e.c.	6	7 036	3 447	748	274
81	Legal aid societies and similar legal services	6	(D)	(D)	(D)	(D)
823, 4, 9	Selected educational services	14	(D)	(D)	(D)	(D)
823	Libraries and information centers	-	-	-	-	-
824	Correspondence schools and vocational schools	5	(D)	(D)	(D)	(D)
8241, 9	Correspondence and vocational schools, except vocational high schools, n.e.c.	5	(D)	(D)	(D)	(D)
8243, 4	Data processing, business, and secretarial schools	-	-	-	-	-
829	Schools and educational services, n.e.c.	9	(D)	(D)	(D)	(D)

Table 4b. Summary Statistics for Firms Exempt From Federal Income Tax for Standard Metropolitan Statistical Areas: 1982—Con.

[Includes only establishments with payroll. For meaning of abbreviations and symbols, see introductory text. For explanation of terms and comparability of 1977 and 1982 censuses, see appendix A. For definitions of SMSA's, see appendix D]

SIC code	Geographic area and kind of business or operation	Establishments (number)	Revenue (\$1,000)	Annual payroll (\$1,000)	First quarter payroll (\$1,000)	Paid employees for pay period including March 12 (number)
	DAYTON-SPRINGFIELD SCSA—Con.					
83	Social services	193	52 857	21 425	5 059	2 873
835	Child day care services	33	(D)	(D)	(D)	(D)
832, 3, 6, 9	Other social services	160	(D)	(D)	(D)	(D)
832	Individual and family social services	79	16 124	8 250	1 992	829
833	Job training and vocational rehabilitation services	21	5 182	2 824	596	684
836	Residential care	22	(D)	(D)	(D)	(D)
839	Social services, n.e.c.	38	25 437	6 695	1 596	794
861, 2, 4, 9	Selected membership organizations	244	49 224	13 984	3 305	1 678
861	Business associations	34	9 357	2 313	565	155
864	Civic, social, and fraternal associations	153	20 542	7 631	1 802	1 133
862, 9	Other membership organizations	57	19 325	4 040	938	390
862	Professional membership organizations	18	(D)	(D)	(D)	(D)
869	Membership organizations, n.e.c.	39	(D)	(D)	(D)	(D)
892	Noncommercial educational, scientific, and research organizations	6	(D)	(D)	(D)	(D)
	AKRON SMSA					
	Total	428	135 925	51 946	11 055	5 962
7011 pt., 7032, 704	Hotels, camps, and membership lodging	11	910	216	34	22
7011 pt.	Hotels	-	-	-	-	-
7032	Sporting and recreational camps	3	(D)	(D)	(D)	(D)
704	Organization hotels and lodging houses, on membership basis	8	(D)	(D)	(D)	(D)
7391, 2, 7	Research, testing, and consulting services	-	-	-	-	-
7391	Research and development laboratories	-	-	-	-	-
7392	Management, consulting, and public relations services	-	-	-	-	-
7397	Testing laboratories and facilities	-	-	-	-	-
792, 7997, 7999 pt., 84	Selected amusement, recreation, and related services	29	18 440	6 743	961	620
792	Producers, orchestras, and entertainers	7	7 027	2 399	213	174
7922	Theatrical producers (except motion picture) and miscellaneous theatrical services	4	(D)	(D)	(D)	(D)
7929	Bands, orchestras, actors, and other entertainers and entertainment groups	3	(D)	(D)	(D)	(D)
7999 pt., 84	Museums, art galleries, and botanical and zoological gardens	7	2 318	704	136	67
7999 pt.	Commercial museums, art galleries, and botanical and zoological gardens	1	(D)	(D)	(D)	(D)
84	Noncommercial museums, art galleries, and botanical and zoological gardens	6	(D)	(D)	(D)	(D)
8411	Noncommercial museums and art galleries	5	(D)	(D)	(D)	(D)
8421	Noncommercial arboreta, botanical and zoological gardens	1	(D)	(D)	(D)	(D)
7997	Membership sports and recreation clubs	15	9 095	3 640	612	379
7999 pt.	Fairs	-	-	-	-	-
805, 8, 9	Selected health services	31	31 201	16 416	3 552	1 320
805	Nursing and personal care facilities	8	10 745	5 467	1 220	596
8051	Skilled nursing care facilities	3	(D)	(D)	(D)	(D)
8059	Nursing and personal care facilities, n.e.c.	5	(D)	(D)	(D)	(D)
808	Outpatient care facilities	18	(D)	(D)	(D)	(D)
809	Health and allied services, n.e.c.	5	(D)	(D)	(D)	(D)
81	Legal aid societies and similar legal services	3	(D)	(D)	(D)	(D)
823, 4, 9	Selected educational services	11	1 298	523	137	67
823	Libraries and information centers	2	(D)	(D)	(D)	(D)
824	Correspondence schools and vocational schools	7	(D)	(D)	(D)	(D)
8241, 9	Correspondence and vocational schools, except vocational high schools, n.e.c.	7	(D)	(D)	(D)	(D)
8243, 4	Data processing, business, and secretarial schools	-	-	-	-	-
829	Schools and educational services, n.e.c.	2	(D)	(D)	(D)	(D)
83	Social services	148	52 056	17 280	3 901	2 503
835	Child day care services	31	2 522	1 460	390	267
832, 3, 6, 9	Other social services	117	49 534	15 820	3 511	2 236
832	Individual and family social services	51	13 665	6 668	1 619	635
833	Job training and vocational rehabilitation services	12	3 235	1 945	473	907
836	Residential care	22	8 588	3 672	756	416
839	Social services, n.e.c.	32	24 046	3 535	663	278
861, 2, 4, 9	Selected membership organizations	193	30 899	10 158	2 321	1 395
861	Business associations	23	4 439	1 633	398	148
864	Civic, social, and fraternal associations	139	16 036	5 909	1 350	1 013
862, 9	Other membership organizations	31	10 424	2 616	573	234
862	Professional membership organizations	17	6 292	1 229	275	89
869	Membership organizations, n.e.c.	14	4 132	1 387	298	145
892	Noncommercial educational, scientific, and research organizations	2	(D)	(D)	(D)	(D)

Table 4b. Summary Statistics for Firms Exempt From Federal Income Tax for Standard Metropolitan Statistical Areas: 1982—Con.

[Includes only establishments with payroll. For meaning of abbreviations and symbols, see introductory text. For explanation of terms and comparability of 1977 and 1982 censuses, see appendix A. For definitions of SMSA's, see appendix D]

SIC code	Geographic area and kind of business or operation	Establishments (number)	Revenue (\$1,000)	Annual payroll (\$1,000)	First quarter payroll (\$1,000)	Paid employees for pay period including March 12 (number)
CANTON SMSA						
	Total	242	70 283	25 307	5 845	3 863
7011 pt., 7032, 704	Hotels, camps, and membership lodging	7	1 595	378	74	49
7391, 2, 7	Research, testing, and consulting services	1	(D)	(D)	(D)	(D)
792, 7997, 7999 pt., 84	Selected amusement, recreation, and related services	21	8 403	2 515	573	340
805, 8, 9	Selected health services	15	12 630	7 027	1 480	698
805	Nursing and personal care facilities	7	8 755	4 889	990	542
808	Outpatient care facilities	5	2 389	1 272	296	90
809	Health and allied services, n.e.c.	3	1 486	866	194	66
81	Legal aid societies and similar legal services	1	(D)	(D)	(D)	(D)
823, 4, 9	Selected educational services	1	(D)	(D)	(D)	(D)
83	Social services	74	25 779	7 501	1 764	1 518
835	Child day care services	13	1 586	1 008	276	177
832, 3, 6, 9	Other social services	61	24 193	6 493	1 488	1 341
861, 2, 4, 9	Selected membership organizations	121	21 405	7 621	1 894	1 235
861	Business associations	13	3 392	954	213	71
864	Civic, social, and fraternal associations	90	12 181	4 439	1 092	911
862, 9	Other membership organizations	18	5 832	2 228	589	253
892	Noncommercial educational, scientific, and research organizations	1	(D)	(D)	(D)	(D)
CINCINNATI, OHIO-KY.-IND., SMSA						
	Total	854	393 178	156 908	36 321	16 104
7011 pt., 7032, 704	Hotels, camps, and membership lodging	23	2 510	845	176	105
7011 pt.	Hotels	-	-	-	-	-
7032	Sporting and recreational camps	4	827	452	77	35
704	Organization hotels and lodging houses, on membership basis	19	1 683	393	99	70
7391, 2, 7	Research, testing, and consulting services	4	(D)	(D)	(D)	(D)
7391	Research and development laboratories	-	-	-	-	-
7392	Management, consulting, and public relations services	3	(D)	(D)	(D)	(D)
7397	Testing laboratories and facilities	1	(D)	(D)	(D)	(D)
792, 7997, 7999 pt., 84	Selected amusement, recreation, and related services	87	48 896	20 778	4 472	1 474
792	Producers, orchestras, and entertainers	8	12 121	6 467	1 559	299
7922	Theatrical producers (except motion picture) and miscellaneous theatrical services	3	(D)	(D)	(D)	(D)
7929	Bands, orchestras, actors, and other entertainers and entertainment groups	5	(D)	(D)	(D)	(D)
7999 pt., 84	Museums, art galleries, and botanical and zoological gardens	17	(D)	(D)	(D)	(D)
7999 pt.	Commercial museums, art galleries, and botanical and zoological gardens	1	(D)	(D)	(D)	(D)
84	Noncommercial museums, art galleries, and botanical and zoological gardens	16	(D)	(D)	(D)	(D)
8411	Noncommercial museums and art galleries	14	(D)	(D)	(D)	(D)
8421	Noncommercial arboreta, botanical and zoological gardens	2	(D)	(D)	(D)	(D)
7997	Membership sports and recreation clubs	59	25 869	10 499	2 052	809
7999 pt.	Fairs	3	(D)	(D)	(D)	(D)
805, 8, 9	Selected health services	78	97 574	43 933	9 916	4 512
805	Nursing and personal care facilities	31	63 236	30 438	6 734	3 432
8051	Skilled nursing care facilities	18	47 840	22 346	5 375	2 673
8059	Nursing and personal care facilities, n.e.c.	13	15 396	8 092	1 359	759
808	Outpatient care facilities	34	25 265	8 447	2 027	579
809	Health and allied services, n.e.c.	13	9 073	5 048	1 155	501
81	Legal aid societies and similar legal services	3	(D)	(D)	(D)	(D)
823, 4, 9	Selected educational services	17	(D)	(D)	(D)	(D)
823	Libraries and information centers	5	2 002	498	120	42
824	Correspondence schools and vocational schools	6	1 068	544	189	50
8241, 9	Correspondence and vocational schools, except vocational high schools, n.e.c.	6	1 068	544	189	50
8243, 4	Data processing, business, and secretarial schools	-	-	-	-	-
829	Schools and educational services, n.e.c.	6	(D)	(D)	(D)	(D)
83	Social services	335	159 064	59 693	13 962	6 838
835	Child day care services	57	6 087	3 638	866	525
832, 3, 6, 9	Other social services	278	152 977	56 055	13 096	6 313
832	Individual and family social services	109	63 820	21 048	5 212	1 992
833	Job training and vocational rehabilitation services	25	15 864	9 921	2 053	1 662
836	Residential care	75	34 500	14 095	3 141	1 595
839	Social services, n.e.c.	69	38 793	10 991	2 690	1 064

Table 4b. Summary Statistics for Firms Exempt From Federal Income Tax for Standard Metropolitan Statistical Areas: 1982—Con.

[Includes only establishments with payroll. For meaning of abbreviations and symbols, see introductory text. For explanation of terms and comparability of 1977 and 1982 censuses, see appendix A. For definitions of SMSA's, see appendix D]

SIC code	Geographic area and kind of business or operation	Establishments (number)	Revenue (\$1,000)	Annual payroll (\$1,000)	First quarter payroll (\$1,000)	Paid employees for pay period including March 12 (number)
CINCINNATI, OHIO-KY.-IND., SMSA—Con.						
861, 2, 4, 9	Selected membership organizations -----	301	78 755	28 695	7 021	2 932
861	Business associations -----	44	(D)	(D)	(D)	(D)
864	Civic, social, and fraternal associations -----	188	(D)	(D)	(D)	(D)
862, 9	Other membership organizations -----	69	29 383	10 319	2 399	863
862	Professional membership organizations -----	35	7 855	2 871	619	213
869	Membership organizations, n.e.c. -----	34	21 528	7 448	1 780	650
892	Noncommercial educational, scientific, and research organizations -----	6	(D)	(D)	(D)	(D)
CLEVELAND SMSA						
	Total -----	1 204	708 767	218 305	51 768	21 657
7011 pt., 7032, 704	Hotels, camps, and membership lodging -----	18	2 215	769	132	76
7011 pt. 7032	Hotels -----	-	-	-	-	-
704	Sporting and recreational camps -----	6	1 021	479	55	21
	Organization hotels and lodging houses, on membership basis -----	12	1 194	290	77	55
7391, 2, 7	Research, testing, and consulting services -----	9	7 024	3 806	899	202
7391	Research and development laboratories -----	1	(D)	(D)	(D)	(D)
7392	Management, consulting, and public relations services -----	6	(D)	(D)	(D)	(D)
7397	Testing laboratories and facilities -----	2	(D)	(D)	(D)	(D)
792, 7997, 7999 pt., 84	Selected amusement, recreation, and related services -----	77	79 997	36 421	7 588	2 901
792	Producers, orchestras, and entertainers -----	17	29 788	11 969	2 609	661
7922	Theatrical producers (except motion picture) and miscellaneous theatrical services -----	10	10 580	3 715	759	316
7929	Bands, orchestras, actors, and other entertainers and entertainment groups -----	7	19 208	8 254	1 850	345
7999 pt., 84	Museums, art galleries, and botanical and zoological gardens -----	17	16 448	8 100	1 985	700
7999 pt. 84	Commercial museums, art galleries, and botanical and zoological gardens -----	1	(D)	(D)	(D)	(D)
84	Noncommercial museums, art galleries, and botanical and zoological gardens -----	16	(D)	(D)	(D)	(D)
8411	Noncommercial museums and art galleries -----	13	14 714	7 357	1 810	636
8421	Noncommercial arboreta, botanical and zoological gardens -----	3	(D)	(D)	(D)	(D)
7997	Membership sports and recreation clubs -----	40	32 273	16 022	2 968	1 488
7999 pt. 84	Fairs -----	3	1 488	330	26	52
805, 8, 9	Selected health services -----	89	249 221	52 268	12 727	4 816
805	Nursing and personal care facilities -----	30	53 294	28 372	6 498	3 158
8051	Skilled nursing care facilities -----	15	37 799	20 803	4 631	2 170
8059	Nursing and personal care facilities, n.e.c. -----	15	15 495	7 569	1 867	988
808	Outpatient care facilities -----	42	(D)	(D)	(D)	(D)
809	Health and allied services, n.e.c. -----	17	(D)	(D)	(D)	(D)
81	Legal aid societies and similar legal services -----	12	(D)	(D)	(D)	(D)
823, 4, 9	Selected educational services -----	34	5 726	2 899	741	485
823	Libraries and information centers -----	2	(D)	(D)	(D)	(D)
824	Correspondence schools and vocational schools -----	6	(D)	(D)	(D)	(D)
8241, 9	Correspondence and vocational schools, except vocational high schools, n.e.c. -----	6	(D)	(D)	(D)	(D)
8243, 4	Data processing, business, and secretarial schools -----	-	-	-	-	-
829	Schools and educational services, n.e.c. -----	26	5 203	2 692	684	457
83	Social services -----	557	244 246	81 837	19 776	9 317
835	Child day care services -----	159	15 966	9 356	2 371	1 284
832, 3, 6, 9	Other social services -----	398	228 280	72 481	17 405	8 033
832	Individual and family social services -----	176	60 679	30 050	7 546	2 846
833	Job training and vocational rehabilitation services -----	39	19 996	10 737	2 383	2 494
836	Residential care -----	61	32 597	14 982	3 571	1 401
839	Social services, n.e.c. -----	122	115 008	16 712	3 905	1 292
861, 2, 4, 9	Selected membership organizations -----	393	(D)	(D)	(D)	(D)
861	Business associations -----	76	25 617	8 208	1 864	465
864	Civic, social, and fraternal associations -----	232	(D)	(D)	(D)	(D)
862, 9	Other membership organizations -----	85	39 982	12 654	3 176	1 062
862	Professional membership organizations -----	38	24 833	6 146	1 530	379
869	Membership organizations, n.e.c. -----	47	15 149	6 508	1 646	683
892	Noncommercial educational, scientific, and research organizations -----	15	8 243	3 006	898	200

Table 4b. Summary Statistics for Firms Exempt From Federal Income Tax for Standard Metropolitan Statistical Areas: 1982—Con.

[Includes only establishments with payroll. For meaning of abbreviations and symbols, see introductory text. For explanation of terms and comparability of 1977 and 1982 censuses, see appendix A. For definitions of SMSA's, see appendix D]

SIC code	Geographic area and kind of business or operation	Establishments (number)	Revenue (\$1,000)	Annual payroll (\$1,000)	First quarter payroll (\$1,000)	Paid employees for pay period including March 12 (number)
COLUMBUS SMSA						
	Total	881	396 039	140 015	32 952	13 000
7011 pt., 7032, 704	Hotels, camps, and membership lodging	47	4 829	1 243	309	231
7011 pt.	Hotels	2	(D)	(D)	(D)	(D)
7032	Sporting and recreational camps	4	(D)	(D)	(D)	(D)
704	Organization hotels and lodging houses, on membership basis	41	3 050	458	146	128
7391, 2, 7	Research, testing, and consulting services	9	6 608	2 404	524	175
7391	Research and development laboratories	2	(D)	(D)	(D)	(D)
7392	Management, consulting, and public relations services	5	3 112	1 419	337	68
7397	Testing laboratories and facilities	2	(D)	(D)	(D)	(D)
792, 7997, 7999 pt., 84	Selected amusement, recreation, and related services	49	38 943	15 064	3 235	1 327
792	Producers, orchestras, and entertainers	5	(D)	(D)	(D)	(D)
7922	Theatrical producers (except motion picture) and miscellaneous theatrical services	1	(D)	(D)	(D)	(D)
7929	Bands, orchestras, actors, and other entertainers and entertainment groups	4	(D)	(D)	(D)	(D)
7999 pt., 84	Museums, art galleries, and botanical and zoological gardens	11	17 176	6 473	1 645	482
7999 pt.	Commercial museums, art galleries, and botanical and zoological gardens	2	(D)	(D)	(D)	(D)
84	Noncommercial museums, art galleries, and botanical and zoological gardens	9	(D)	(D)	(D)	(D)
8411	Noncommercial museums and art galleries	9	(D)	(D)	(D)	(D)
8421	Noncommercial arboreta, botanical and zoological gardens	-	-	-	-	-
7997	Membership sports and recreation clubs	31	17 584	7 033	1 188	621
7999 pt.	Fairs	2	(D)	(D)	(D)	(D)
805, 8, 9	Selected health services	76	71 712	29 493	7 154	3 082
805	Nursing and personal care facilities	27	36 207	17 814	4 402	2 106
8051	Skilled nursing care facilities	13	25 509	12 191	2 799	1 337
8059	Nursing and personal care facilities, n.e.c.	14	10 698	5 623	1 603	769
808	Outpatient care facilities	35	31 278	9 448	2 230	682
809	Health and allied services, n.e.c.	14	4 227	2 231	522	294
81	Legal aid societies and similar legal services	5	2 913	2 090	509	124
823, 4, 9	Selected educational services	30	(D)	(D)	(D)	(D)
823	Libraries and information centers	1	(D)	(D)	(D)	(D)
824	Correspondence schools and vocational schools	8	(D)	(D)	(D)	(D)
8241, 9	Correspondence and vocational schools, except vocational high schools, n.e.c.	8	(D)	(D)	(D)	(D)
8243, 4	Data processing, business, and secretarial schools	-	-	-	-	-
829	Schools and educational services, n.e.c.	21	(D)	(D)	(D)	(D)
83	Social services	272	93 224	35 556	8 366	3 763
835	Child day care services	33	5 000	2 864	668	444
832, 3, 6, 9	Other social services	239	88 224	32 692	7 698	3 319
832	Individual and family social services	102	24 246	11 724	2 729	1 208
833	Job training and vocational rehabilitation services	14	6 090	3 167	703	386
836	Residential care	33	17 599	7 761	1 901	875
839	Social services, n.e.c.	90	40 289	10 040	2 365	850
861, 2, 4, 9	Selected membership organizations	382	(D)	(D)	(D)	(D)
861	Business associations	85	39 974	12 684	3 077	706
864	Civic, social, and fraternal associations	175	(D)	(D)	(D)	(D)
862, 9	Other membership organizations	122	59 836	17 073	3 986	1 395
862	Professional membership organizations	62	24 617	7 800	1 747	463
869	Membership organizations, n.e.c.	60	35 219	9 273	2 239	932
892	Noncommercial educational, scientific, and research organizations	11	1 818	949	234	71
DAYTON SMSA						
	Total	495	156 220	61 218	13 667	6 874
7011 pt., 7032, 704	Hotels, camps, and membership lodging	13	3 400	782	162	62
7011 pt.	Hotels	-	-	-	-	-
7032	Sporting and recreational camps	8	(D)	(D)	(D)	(D)
704	Organization hotels and lodging houses, on membership basis	5	(D)	(D)	(D)	(D)
7391, 2, 7	Research, testing, and consulting services	3	697	181	43	9
7391	Research and development laboratories	2	(D)	(D)	(D)	(D)
7392	Management, consulting, and public relations services	-	-	-	-	-
7397	Testing laboratories and facilities	1	(D)	(D)	(D)	(D)

Table 4b. Summary Statistics for Firms Exempt From Federal Income Tax for Standard Metropolitan Statistical Areas: 1982—Con.

[Includes only establishments with payroll. For meaning of abbreviations and symbols, see introductory text. For explanation of terms and comparability of 1977 and 1982 censuses, see appendix A. For definitions of SMSA's, see appendix D]

SIC code	Geographic area and kind of business or operation	Establishments (number)	Revenue (\$1,000)	Annual payroll (\$1,000)	First quarter payroll (\$1,000)	Paid employees for pay period including March 12 (number)
DAYTON SMSA—Con.						
792, 7997, 7999 pt., 84	Selected amusement, recreation, and related services -----	58	20 296	7 427	1 373	811
792	Producers, orchestras, and entertainers -----	6	2 576	1 084	256	254
7922	Theatrical producers (except motion picture) and miscellaneous theatrical services -----	2	(D)	(D)	(D)	(D)
7929	Bands, orchestras, actors, and other entertainers and entertainment groups -----	4	(D)	(D)	(D)	(D)
7999 pt., 84	Museums, art galleries, and botanical and zoological gardens -----	12	3 950	1 466	341	143
7999 pt.	Commercial museums, art galleries, and botanical and zoological gardens -----	-	-	-	-	-
84	Noncommercial museums, art galleries, and botanical and zoological gardens -----	12	3 950	1 466	341	143
8411	Noncommercial museums and art galleries -----	12	3 950	1 466	341	143
8421	Noncommercial arboreta, botanical and zoological gardens -----	-	-	-	-	-
7997	Membership sports and recreation clubs -----	36	12 282	4 678	747	392
7999 pt.	Fairs -----	4	1 488	199	29	22
805, 8, 9	Selected health services -----	39	40 334	19 556	4 241	1 885
805	Nursing and personal care facilities -----	11	23 666	11 471	2 299	1 311
8051	Skilled nursing care facilities -----	7	20 500	9 503	1 844	1 095
8059	Nursing and personal care facilities, n.e.c. -----	4	3 166	1 968	455	216
808	Outpatient care facilities -----	24	(D)	(D)	(D)	(D)
809	Health and allied services, n.e.c. -----	4	(D)	(D)	(D)	(D)
81	Legal aid societies and similar legal services -----	4	(D)	(D)	(D)	(D)
823, 4, 9	Selected educational services -----	11	1 612	922	214	145
823	Libraries and information centers -----	-	-	-	-	-
824	Correspondence schools and vocational schools -----	4	784	459	111	85
8241, 9	Correspondence and vocational schools, except vocational high schools, n.e.c. -----	4	784	459	111	85
8243, 4	Data processing, business, and secretarial schools -----	-	-	-	-	-
829	Schools and educational services, n.e.c. -----	7	828	463	103	60
83	Social services -----	162	43 180	17 491	4 135	2 416
835	Child day care services -----	31	2 461	1 730	418	311
832, 3, 6, 9	Other social services -----	131	40 719	15 761	3 717	2 105
832	Individual and family social services -----	67	14 298	7 247	1 754	745
833	Job training and vocational rehabilitation services -----	17	3 901	2 204	527	560
836	Residential care -----	16	2 629	1 384	320	174
839	Social services, n.e.c. -----	31	19 891	4 926	1 116	626
861, 2, 4, 9	Selected membership organizations -----	199	42 232	12 362	2 909	1 415
861	Business associations -----	30	8 938	2 109	518	139
864	Civic, social, and fraternal associations -----	120	17 593	6 676	1 564	938
862, 9	Other membership organizations -----	49	15 701	3 577	827	338
862	Professional membership organizations -----	15	3 490	1 297	314	100
869	Membership organizations, n.e.c. -----	34	12 211	2 280	513	238
892	Noncommercial educational, scientific, and research organizations -----	6	(D)	(D)	(D)	(D)
HAMILTON-MIDDLETOWN SMSA						
Total -----		167	32 437	12 612	2 964	1 762
7011 pt., 7032, 704	Hotels, camps, and membership lodging -----	20	(D)	(D)	(D)	(D)
7391, 2, 7	Research, testing, and consulting services -----	1	(D)	(D)	(D)	(D)
792, 7997, 7999 pt., 84	Selected amusement, recreation, and related services -----	10	2 269	843	130	79
805, 8, 9	Selected health services -----	15	8 048	3 968	975	457
805	Nursing and personal care facilities -----	5	4 857	2 425	616	343
808	Outpatient care facilities -----	7	(D)	(D)	(D)	(D)
809	Health and allied services, n.e.c. -----	3	(D)	(D)	(D)	(D)
81	Legal aid societies and similar legal services -----	2	(D)	(D)	(D)	(D)
823, 4, 9	Selected educational services -----	2	(D)	(D)	(D)	(D)
83	Social services -----	53	7 228	3 293	779	596
835	Child day care services -----	17	743	481	121	110
832, 3, 6, 9	Other social services -----	36	6 485	2 812	658	486
861, 2, 4, 9	Selected membership organizations -----	64	12 996	3 892	935	567
861	Business associations -----	6	695	278	70	16
864	Civic, social, and fraternal associations -----	46	10 410	2 932	691	488
862, 9	Other membership organizations -----	12	1 891	682	174	63
892	Noncommercial educational, scientific, and research organizations -----	-	-	-	-	-

Table 4b. Summary Statistics for Firms Exempt From Federal Income Tax for Standard Metropolitan Statistical Areas: 1982—Con.

(Includes only establishments with payroll. For meaning of abbreviations and symbols, see introductory text. For explanation of terms and comparability of 1977 and 1982 censuses, see appendix A. For definitions of SMSA's, see appendix D)

SIC code	Geographic area and kind of business or operation	Establishments (number)	Revenue (\$1,000)	Annual payroll (\$1,000)	First quarter payroll (\$1,000)	Paid employees for pay period including March 12 (number)
HUNTINGTON-ASHLAND, W. VA.-KY.-OHIO, SMSA						
	Total	172	45 842	20 503	4 835	2 447
7011 pt., 7032, 704	Hotels, camps, and membership lodging	11	(D)	(D)	(D)	(D)
7391, 2, 7	Research, testing, and consulting services	-	-	-	-	-
792, 7997, 7999 pt., 84	Selected amusement, recreation, and related services	8	4 599	1 549	294	143
805, 8, 9	Selected health services	14	11 529	5 423	1 317	532
805	Nursing and personal care facilities	4	(D)	(D)	(D)	(D)
808	Outpatient care facilities	7	(D)	(D)	(D)	(D)
809	Health and allied services, n.e.c.	3	(D)	(D)	(D)	(D)
81	Legal aid societies and similar legal services	-	(D)	(D)	(D)	(D)
823, 4, 9	Selected educational services	2	(D)	(D)	(D)	(D)
83	Social services	48	14 818	6 799	1 703	698
835	Child day care services	10	2 143	1 242	314	152
832, 3, 6, 9	Other social services	38	12 675	5 557	1 389	546
861, 2, 4, 9	Selected membership organizations	88	14 015	6 561	1 485	1 035
861	Business associations	8	794	240	48	18
864	Civic, social, and fraternal associations	69	8 625	3 032	743	493
862, 9	Other membership organizations	11	4 596	3 289	694	524
892	Noncommercial educational, scientific, and research organizations	1	(D)	(D)	(D)	(D)
LIMA SMSA						
	Total	159	30 961	14 805	3 481	2 385
7011 pt., 7032, 704	Hotels, camps, and membership lodging	9	(D)	(D)	(D)	(D)
7391, 2, 7	Research, testing, and consulting services	-	-	-	-	-
792, 7997, 7999 pt., 84	Selected amusement, recreation, and related services	14	2 929	1 047	179	171
805, 8, 9	Selected health services	10	5 315	3 633	888	511
805	Nursing and personal care facilities	5	4 764	3 303	817	481
808	Outpatient care facilities	2	(D)	(D)	(D)	(D)
809	Health and allied services, n.e.c.	3	(D)	(D)	(D)	(D)
81	Legal aid societies and similar legal services	2	(D)	(D)	(D)	(D)
823, 4, 9	Selected educational services	1	(D)	(D)	(D)	(D)
83	Social services	64	14 232	7 247	1 724	1 251
835	Child day care services	8	472	319	80	66
832, 3, 6, 9	Other social services	56	13 760	6 928	1 644	1 185
861, 2, 4, 9	Selected membership organizations	58	6 693	2 178	530	333
861	Business associations	8	396	183	50	21
864	Civic, social, and fraternal associations	41	5 735	1 790	432	289
862, 9	Other membership organizations	9	562	205	48	23
892	Noncommercial educational, scientific, and research organizations	1	(D)	(D)	(D)	(D)
LORAIN-ELYRIA SMSA						
	Total	125	33 232	12 328	2 900	1 430
7011 pt., 7032, 704	Hotels, camps, and membership lodging	5	588	206	54	47
7391, 2, 7	Research, testing, and consulting services	-	-	-	-	-
792, 7997, 7999 pt., 84	Selected amusement, recreation, and related services	9	1 923	523	106	67
805, 8, 9	Selected health services	6	6 164	3 696	841	366
805	Nursing and personal care facilities	1	(D)	(D)	(D)	(D)
808	Outpatient care facilities	3	(D)	(D)	(D)	(D)
809	Health and allied services, n.e.c.	2	(D)	(D)	(D)	(D)
81	Legal aid societies and similar legal services	2	(D)	(D)	(D)	(D)
823, 4, 9	Selected educational services	-	-	-	-	-
83	Social services	44	14 235	4 944	1 166	512
835	Child day care services	11	379	268	65	48
832, 3, 6, 9	Other social services	33	13 856	4 676	1 101	464

Table 4b. Summary Statistics for Firms Exempt From Federal Income Tax for Standard Metropolitan Statistical Areas: 1982—Con.

[Includes only establishments with payroll. For meaning of abbreviations and symbols, see introductory text. For explanation of terms and comparability of 1977 and 1982 censuses, see appendix A. For definitions of SMSA's, see appendix D]

SIC code	Geographic area and kind of business or operation	Establishments (number)	Revenue (\$1,000)	Annual payroll (\$1,000)	First quarter payroll (\$1,000)	Paid employees for pay period including March 12 (number)
LORAIN-ELYRIA SMSA—Con.						
861, 2, 4, 9	Selected membership organizations	59	(D)	(D)	(D)	(D)
861	Business associations	7	2 771	540	139	42
864	Civic, social, and fraternal associations	41	(D)	(D)	(D)	(D)
862, 9	Other membership organizations	11	1 908	551	135	53
892	Noncommercial educational, scientific, and research organizations	-	-	-	-	-
MANSFIELD SMSA						
	Total	74	17 605	7 552	1 797	1 038
7011 pt., 7032, 704	Hotels, camps, and membership lodging	4	(D)	(D)	(D)	(D)
7391, 2, 7	Research, testing, and consulting services	-	-	-	-	-
792, 7997, 7999 pt., 84	Selected amusement, recreation, and related services	8	3 057	1 266	244	94
805, 8, 9	Selected health services	7	4 640	2 331	566	290
805	Nursing and personal care facilities	3	(D)	(D)	(D)	(D)
808	Outpatient care facilities	2	(D)	(D)	(D)	(D)
809	Health and allied services, n.e.c.	2	(D)	(D)	(D)	(D)
81	Legal aid societies and similar legal services	1	(D)	(D)	(D)	(D)
823, 4, 9	Selected educational services	2	(D)	(D)	(D)	(D)
83	Social services	20	6 028	2 496	623	372
835	Child day care services	5	1 684	918	224	143
832, 3, 6, 9	Other social services	15	4 344	1 578	399	229
861, 2, 4, 9	Selected membership organizations	32	3 007	1 101	272	215
861	Business associations	1	(D)	(D)	(D)	(D)
864	Civic, social, and fraternal associations	26	(D)	(D)	(D)	(D)
862, 9	Other membership organizations	5	483	153	41	26
892	Noncommercial educational, scientific, and research organizations	-	-	-	-	-
NEWARK SMSA						
	Total	73	13 344	4 677	1 108	682
7011 pt., 7032, 704	Hotels, camps, and membership lodging	7	479	234	57	46
7391, 2, 7	Research, testing, and consulting services	-	-	-	-	-
792, 7997, 7999 pt., 84	Selected amusement, recreation, and related services	8	2 500	968	228	94
805, 8, 9	Selected health services	2	(D)	(D)	(D)	(D)
805	Nursing and personal care facilities	-	-	-	-	-
808	Outpatient care facilities	1	(D)	(D)	(D)	(D)
809	Health and allied services, n.e.c.	1	(D)	(D)	(D)	(D)
81	Legal aid societies and similar legal services	1	(D)	(D)	(D)	(D)
823, 4, 9	Selected educational services	1	(D)	(D)	(D)	(D)
83	Social services	30	4 170	1 666	375	304
835	Child day care services	5	(D)	(D)	(D)	(D)
832, 3, 6, 9	Other social services	25	(D)	(D)	(D)	(D)
861, 2, 4, 9	Selected membership organizations	24	5 133	1 102	286	189
861	Business associations	2	(D)	(D)	(D)	(D)
864	Civic, social, and fraternal associations	19	2 373	755	177	154
862, 9	Other membership organizations	3	(D)	(D)	(D)	(D)
892	Noncommercial educational, scientific, and research organizations	-	-	-	-	-

Table 4b. **Summary Statistics for Firms Exempt From Federal Income Tax for Standard Metropolitan Statistical Areas: 1982—Con.**

[Includes only establishments with payroll. For meaning of abbreviations and symbols, see introductory text. For explanation of terms and comparability of 1977 and 1982 censuses, see appendix A. For definitions of SMSA's, see appendix D]

SIC code	Geographic area and kind of business or operation	Establishments (number)	Revenue (\$1,000)	Annual payroll (\$1,000)	First quarter payroll (\$1,000)	Paid employees for pay period including March 12 (number)
PARKERSBURG-MARIETTA, W. VA.-OHIO, SMSA						
	Total	117	30 690	10 870	2 425	1 418
7011 pt., 7032, 704	Hotels, camps, and membership lodging	9	575	240	55	65
7391, 2, 7	Research, testing, and consulting services	2	(D)	(D)	(D)	(D)
792, 7997, 7999 pt., 84	Selected amusement, recreation, and related services	7	1 812	743	132	61
805, 8, 9	Selected health services	7	2 567	1 503	380	120
805	Nursing and personal care facilities	1	(D)	(D)	(D)	(D)
808	Outpatient care facilities	6	(D)	(D)	(D)	(D)
809	Health and allied services, n.e.c.	-	-	-	-	-
81	Legal aid societies and similar legal services	1	(D)	(D)	(D)	(D)
823, 4, 9	Selected educational services	6	631	153	36	19
83	Social services	40	18 961	6 034	1 293	807
835	Child day care services	9	420	200	48	36
832, 3, 6, 9	Other social services	31	18 541	5 834	1 245	771
861, 2, 4, 9	Selected membership organizations	45	5 926	2 096	505	337
861	Business associations	4	351	140	34	9
864	Civic, social, and fraternal associations	34	4 440	1 401	338	248
862, 9	Other membership organizations	7	1 135	555	133	80
892	Noncommercial educational, scientific, and research organizations	-	-	-	-	-
SPRINGFIELD SMSA						
	Total	124	39 873	15 672	3 728	1 931
7011 pt., 7032, 704	Hotels, camps, and membership lodging	15	1 177	222	56	44
7391, 2, 7	Research, testing, and consulting services	-	-	-	-	-
792, 7997, 7999 pt., 84	Selected amusement, recreation, and related services	15	3 770	1 315	245	157
805, 8, 9	Selected health services	13	17 934	8 345	2 049	985
805	Nursing and personal care facilities	6	16 394	7 577	1 848	887
808	Outpatient care facilities	5	(D)	(D)	(D)	(D)
809	Health and allied services, n.e.c.	2	(D)	(D)	(D)	(D)
81	Legal aid societies and similar legal services	2	(D)	(D)	(D)	(D)
823, 4, 9	Selected educational services	3	(D)	(D)	(D)	(D)
83	Social services	31	9 677	3 934	924	457
835	Child day care services	2	(D)	(D)	(D)	(D)
832, 3, 6, 9	Other social services	29	(D)	(D)	(D)	(D)
861, 2, 4, 9	Selected membership organizations	45	6 992	1 622	396	263
861	Business associations	4	419	204	47	16
864	Civic, social, and fraternal associations	33	2 949	955	238	195
862, 9	Other membership organizations	8	3 624	463	111	52
892	Noncommercial educational, scientific, and research organizations	-	-	-	-	-
STEUBENVILLE-WEIRTON, OHIO-W. VA., SMSA						
	Total	125	14 860	6 772	1 470	910
7011 pt., 7032, 704	Hotels, camps, and membership lodging	2	(D)	(D)	(D)	(D)
7391, 2, 7	Research, testing, and consulting services	1	(D)	(D)	(D)	(D)
792, 7997, 7999 pt., 84	Selected amusement, recreation, and related services	6	2 043	1 190	208	111
805, 8, 9	Selected health services	3	(D)	(D)	(D)	(D)
805	Nursing and personal care facilities	-	-	-	-	-
808	Outpatient care facilities	1	(D)	(D)	(D)	(D)
809	Health and allied services, n.e.c.	2	(D)	(D)	(D)	(D)
81	Legal aid societies and similar legal services	1	(D)	(D)	(D)	(D)
823, 4, 9	Selected educational services	4	322	71	16	14
83	Social services	33	5 738	3 004	640	401
835	Child day care services	2	(D)	(D)	(D)	(D)
832, 3, 6, 9	Other social services	31	(D)	(D)	(D)	(D)

Table 4b. Summary Statistics for Firms Exempt From Federal Income Tax for Standard Metropolitan Statistical Areas: 1982—Con.

[Includes only establishments with payroll. For meaning of abbreviations and symbols, see introductory text. For explanation of terms and comparability of 1977 and 1982 censuses, see appendix A. For definitions of SMSA's, see appendix D]

SIC code	Geographic area and kind of business or operation	Establishments (number)	Revenue (\$1,000)	Annual payroll (\$1,000)	First quarter payroll (\$1,000)	Paid employees for pay period including March 12 (number)
STEUBENVILLE-WEIRTON, OHIO-W. VA., SMSA—Con.						
861, 2, 4, 9	Selected membership organizations -----	75	5 281	1 602	398	303
861	Business associations -----	5	351	96	25	9
864	Civic, social, and fraternal associations -----	61	3 940	1 162	284	257
862, 9	Other membership organizations -----	9	990	344	89	37
892	Noncommercial educational, scientific, and research organizations -----	-	-	-	-	-
TOLEDO, OHIO-MICH., SMSA						
Total -----		489	178 002	70 734	16 047	7 893
7011 pt., 7032, 704	Hotels, camps, and membership lodging -----	22	1 586	360	87	52
7011 pt.	Hotels -----	-	-	-	-	-
7032	Sporting and recreational camps -----	2	(D)	(D)	(D)	(D)
704	Organization hotels and lodging houses, on membership basis -----	20	(D)	(D)	(D)	(D)
7391, 2, 7	Research, testing, and consulting services -----	1	(D)	(D)	(D)	(D)
7391	Research and development laboratories -----	-	-	-	-	-
7392	Management, consulting, and public relations services -----	1	(D)	(D)	(D)	(D)
7397	Testing laboratories and facilities -----	-	-	-	-	-
792, 7997, 7999 pt., 84	Selected amusement, recreation, and related services -----	41	17 977	8 490	1 612	909
792	Producers, orchestras, and entertainers -----	2	(D)	(D)	(D)	(D)
7922	Theatrical producers (except motion picture) and miscellaneous theatrical services -----	1	(D)	(D)	(D)	(D)
7929	Bands, orchestras, actors, and other entertainers and entertainment groups -----	1	(D)	(D)	(D)	(D)
7999 pt., 84	Museums, art galleries, and botanical and zoological gardens -----	6	6 193	2 788	581	261
7999 pt.	Commercial museums, art galleries, and botanical and zoological gardens -----	1	(D)	(D)	(D)	(D)
84	Noncommercial museums, art galleries, and botanical and zoological gardens -----	5	(D)	(D)	(D)	(D)
8411	Noncommercial museums and art galleries -----	5	(D)	(D)	(D)	(D)
8421	Noncommercial arboreta, botanical and zoological gardens -----	-	-	-	-	-
7997	Membership sports and recreation clubs -----	30	8 588	4 433	735	385
7999 pt.	Fairs -----	3	(D)	(D)	(D)	(D)
805, 8, 9	Selected health services -----	28	43 795	21 652	4 938	1 826
805	Nursing and personal care facilities -----	11	26 882	13 766	3 150	1 328
8051	Skilled nursing care facilities -----	5	16 800	8 382	1 978	740
8059	Nursing and personal care facilities, n.e.c. -----	6	10 082	5 384	1 172	588
808	Outpatient care facilities -----	10	10 297	5 288	1 240	350
809	Health and allied services, n.e.c. -----	7	6 616	2 598	548	148
81	Legal aid societies and similar legal services -----	2	(D)	(D)	(D)	(D)
823, 4, 9	Selected educational services -----	10	1 300	479	123	72
823	Libraries and information centers -----	2	(D)	(D)	(D)	(D)
824	Correspondence schools and vocational schools -----	3	567	288	75	45
8241, 9	Correspondence and vocational schools, except vocational high schools, n.e.c. -----	3	567	288	75	45
8243, 4	Data processing, business, and secretarial schools -----	-	-	-	-	-
829	Schools and educational services, n.e.c. -----	5	(D)	(D)	(D)	(D)
83	Social services -----	178	65 946	25 760	5 996	3 374
835	Child day care services -----	38	3 716	1 946	487	334
832, 3, 6, 9	Other social services -----	140	62 230	23 814	5 509	3 040
832	Individual and family social services -----	61	33 375	12 267	3 095	1 239
833	Job training and vocational rehabilitation services -----	17	4 932	3 036	460	813
836	Residential care -----	29	8 985	5 457	1 238	635
839	Social services, n.e.c. -----	33	14 938	3 054	716	353
861, 2, 4, 9	Selected membership organizations -----	201	44 607	12 356	2 911	1 544
861	Business associations -----	24	3 719	1 521	366	113
864	Civic, social, and fraternal associations -----	135	21 352	7 924	1 884	1 130
862, 9	Other membership organizations -----	42	19 536	2 911	681	301
862	Professional membership organizations -----	17	(D)	(D)	(D)	(D)
869	Membership organizations, n.e.c. -----	25	(D)	(D)	(D)	(D)
892	Noncommercial educational, scientific, and research organizations -----	6	649	329	77	22

Table 4b. Summary Statistics for Firms Exempt From Federal Income Tax for Standard Metropolitan Statistical Areas: 1982—Con.

[Includes only establishments with payroll. For meaning of abbreviations and symbols, see introductory text. For explanation of terms and comparability of 1977 and 1982 censuses, see appendix A. For definitions of SMSA's, see appendix D]

SIC code	Geographic area and kind of business or operation	Establishments (number)	Revenue (\$1,000)	Annual payroll (\$1,000)	First quarter payroll (\$1,000)	Paid employees for pay period including March 12 (number)
WHEELING, W. VA.-OHIO, SMSA						
	Total	162	33 103	12 275	2 966	1 573
7011 pt., 7032, 704	Hotels, camps, and membership lodging	4	337	77	16	11
7391, 2, 7	Research, testing, and consulting services	-	-	-	-	-
792, 7997, 7999 pt., 84	Selected amusement, recreation, and related services	9	1 666	805	187	103
805, 8, 9	Selected health services	13	15 476	5 374	1 304	477
805	Nursing and personal care facilities	4	(D)	(D)	(D)	(D)
808	Outpatient care facilities	7	11 592	3 231	783	258
809	Health and allied services, n.e.c.	2	(D)	(D)	(D)	(D)
81	Legal aid societies and similar legal services	-	(D)	(D)	(D)	(D)
823, 4, 9	Selected educational services	3	(D)	(D)	(D)	(D)
83	Social services	42	7 071	3 241	791	543
835	Child day care services	4	(D)	(D)	(D)	(D)
832, 3, 6, 9	Other social services	38	(D)	(D)	(D)	(D)
861, 2, 4, 9	Selected membership organizations	90	8 229	2 628	631	416
861	Business associations	14	2 079	666	161	57
864	Civic, social, and fraternal associations	70	5 201	1 671	401	329
862, 9	Other membership organizations	6	949	291	69	30
892	Noncommercial educational, scientific, and research organizations	1	(D)	(D)	(D)	(D)
YOUNGSTOWN-WARREN SMSA						
	Total	303	92 000	35 596	7 672	4 729
7011 pt., 7032, 704	Hotels, camps, and membership lodging	9	1 049	362	91	64
7391, 2, 7	Research, testing, and consulting services	1	(D)	(D)	(D)	(D)
792, 7997, 7999 pt., 84	Selected amusement, recreation, and related services	22	9 374	3 585	526	422
805, 8, 9	Selected health services	25	20 571	11 099	2 473	1 053
805	Nursing and personal care facilities	8	13 685	6 490	1 455	726
808	Outpatient care facilities	12	4 297	3 027	661	205
809	Health and allied services, n.e.c.	5	2 589	1 582	357	122
81	Legal aid societies and similar legal services	1	(D)	(D)	(D)	(D)
823, 4, 9	Selected educational services	6	1 734	746	168	89
83	Social services	95	42 473	13 371	2 866	2 162
835	Child day care services	20	1 117	784	193	145
832, 3, 6, 9	Other social services	75	41 356	12 587	2 673	2 017
861, 2, 4, 9	Selected membership organizations	142	16 134	6 039	1 449	910
861	Business associations	20	2 284	1 012	248	86
864	Civic, social, and fraternal associations	104	10 152	3 793	882	680
862, 9	Other membership organizations	18	3 698	1 234	319	144
892	Noncommercial educational, scientific, and research organizations	2	(D)	(D)	(D)	(D)

Table 5a. Summary Statistics for Firms Subject to Federal Income Tax for the Area Outside Standard Metropolitan Statistical Areas: 1982

[For meaning of abbreviations and symbols, see introductory text. For explanation of terms and comparability of 1977 and 1982 censuses, see appendix A. For definitions of SMSA's, see appendix D]

SIC code	Kind of business or operation	All establishments				Establishments with payroll				
		Number	Receipts (\$1,000)	Unincorporated businesses or operations		Number	Receipts (\$1,000)	Annual payroll (\$1,000)	First quarter payroll (\$1,000)	Paid employees for pay period including March 12 (number)
				Individual proprietorships (number)	Partnerships (number)					
	Total	7 822	1 479 890	548 611	127 177	49 318				
70	Hotels, motels, and other lodging places	277	78 151	20 499	4 069	3 485				
7011	Hotels, motor hotels, and motels.....	213	73 685	19 620	3 958	3 384				
7011 pt.	Hotels.....	45	26 789	7 457	1 498	1 455				
7011 pt.	Hotels, 25 guestrooms or more.....	26	25 918	7 240	1 453	1 416				
7011 pt.	Hotels, less than 25 guestrooms.....	19	871	217	45	39				
7011 pt.	Motels, motor hotels, and tourist courts.....	168	46 896	12 163	2 450	1 929				
7011 pt.	Motels, tourist courts.....	156	42 176	10 531	2 133	1 693				
7011 pt.	Motor hotels.....	12	4 720	1 632	327	236				
702, 3, 4	Other lodging places.....	64	4 466	879	111	101				
703	Trailer parks and camps.....	53	4 027	723	74	63				
702, 4	Rooming, boarding, and membership lodging.....	11	439	156	37	38				
72	Personal services	1 423	135 806	43 342	9 969	6 284				
721	Laundry, cleaning, and garment services.....	326	(D)	(D)	(D)	(D)				
7215	Coin-operated laundries and dry cleaning.....	138	(D)	(D)	(D)	(D)				
721 ex.	Other laundry, cleaning, and garment services.....	188	33 055	12 343	3 024	1 701				
7215	Power laundries, family and commercial*.....	14	4 584	2 197	523	355				
7211	Dry-cleaning plants, except rug cleaning*.....	102	11 702	4 363	1 047	694				
Other 721	Laundry and cleaning services, n.e.c.*.....	72	16 769	5 783	1 454	652				
7212	Garment pressing and agents for laundries and dry cleaners.....	8	395	112	21	15				
7213	Linen supply*.....	7	3 357	1 374	331	141				
7217	Carpet and upholstery cleaning.....	35	2 629	722	160	121				
7218	Industrial laundriers*.....	14	10 055	3 470	918	351				
7214, 9	Other laundry, garment services, including diaper*.....	8	333	105	24	24				
722	Photographic studios, portrait.....	62	(D)	(D)	(D)	(D)				
723, 4	Beauty and barber shops.....	610	29 521	12 768	2 915	2 046				
723	Beauty shops.....	594	28 901	12 520	2 856	2 016				
724	Barber shops.....	16	620	248	59	30				
725	Shoe repair, shoe shine, and hat-cleaning shops.....	13	444	126	26	18				
726	Funeral service and crematories.....	255	45 371	10 093	2 371	999				
729	Miscellaneous personal services.....	157	12 803	4 906	925	906				
73	Business services	694	159 203	61 016	14 495	5 271				
731	Advertising.....	45	13 324	6 209	1 389	274				
7311	Advertising agencies.....	26	9 951	4 980	1 122	195				
7312	Outdoor advertising services.....	12	2 764	1 016	221	56				
7313	Radio, TV, publishers' advertising representatives.....	3	450	181	44	20				
7319	Advertising, n.e.c.....	4	159	32	2	3				
734	Services to dwellings and other buildings.....	153	14 364	6 681	1 488	1 162				
7341	Window cleaning.....	3	(D)	(D)	(D)	(D)				
7342	Disinfecting and exterminating services.....	30	2 918	1 048	205	97				
7349	Cleaning and maintenance services, n.e.c.....	120	(D)	(D)	(D)	(D)				
737	Computer and data processing services.....	43	28 735	8 154	1 958	493				
7372	Computer programming and other software services.....	15	(D)	(D)	(D)	(D)				
7374	Data processing services.....	23	20 975	6 157	1 551	385				
7379	Computer related services, n.e.c.....	5	(D)	(D)	(D)	(D)				
7392	Management, consulting, and public relations services.....	73	15 130	6 769	1 730	465				
7394	Equipment rental and leasing services.....	77	25 529	6 567	1 698	392				
Other 73	Other business services.....	303	62 121	26 636	6 232	2 485				
732	Credit reporting, collection agencies.....	49	4 866	1 932	450	232				
7331	Direct mail advertising services.....	2	(D)	(D)	(D)	(D)				
7332	Blueprinting and photocopying services.....	5	243	37	4	3				
7333	Commercial photography, art, and graphics.....	23	2 286	530	122	54				
7339	Stenographic services; and reproduction services, n.e.c.....	15	1 054	291	53	33				
736	Personnel supply services.....	39	(D)	(D)	(D)	(D)				
7361	Employment agencies.....	22	2 193	1 390	322	194				
7362	Help supply services.....	16	6 125	4 020	1 077	424				
7369	Facilities management services.....	1	(D)	(D)	(D)	(D)				
7391	Research and development laboratories.....	12	(D)	(D)	(D)	(D)				
7397	Testing laboratories and facilities.....	13	7 077	2 211	453	120				
7393	Detective agencies and protective services.....	33	4 622	2 826	572	452				
7395	Photofinishing laboratories*.....	4	(D)	(D)	(D)	(D)				
7399 pt.	Sign painting shops.....	3	(D)	(D)	(D)	(D)				
7399 pt.	Interior designing.....	6	406	63	7	7				
7399 pt.	Telephone answering services.....	13	944	318	78	59				
735, 7396, 7399 pt.	Other business services, n.e.c.....	86	18 300	6 268	1 425	573				
75	Automotive repair, services, and garages	758	136 255	32 769	7 860	2 859				
751	Automotive rental and leasing, without drivers.....	38	30 415	4 350	1 109	341				
752	Automobile parking.....	10	533	149	36	43				
7523	Parking lots.....	10	533	149	36	43				
7525	Parking structures.....	-	-	-	-	-				

Table 5a. Summary Statistics for Firms Subject to Federal Income Tax for the Area Outside Standard Metropolitan Statistical Areas: 1982—Con.

[For meaning of abbreviations and symbols, see introductory text. For explanation of terms and comparability of 1977 and 1982 censuses, see appendix A. For definitions of SMSA's, see appendix D.]

SIC code	Kind of business or operation	All establishments				Establishments with payroll				
		Number	Receipts (\$1,000)	Unincorporated businesses or operations		Number	Receipts (\$1,000)	Annual payroll (\$1,000)	First quarter payroll (\$1,000)	Paid employees for pay period including March 12 (number)
				Individual proprietorships (number)	Partnerships (number)					
75	Automotive repair, services, and garages—Con.									
753	Automotive repair shops.....	††	††	††	††	614	96 998	26 196	6 213	2 096
7538	General automotive repair shops.....	††	††	††	††	262	(D)	(D)	(D)	(D)
7538 pt.	General automotive repair shops, except diesel.....	††	††	††	††	238	31 380	7 772	1 917	700
7538 pt.	Diesel repair shops.....	**	**	**	**	24	(D)	(D)	(D)	(D)
7531	Top and body repair shops.....	††	††	††	††	199	(D)	(D)	(D)	(D)
7534, 5, 9	Other automotive repair shops.....	††	††	††	††	153	29 299	8 896	2 109	656
7534	Tire retreading and repair shops.....	††	††	††	††	21	9 091	3 565	834	229
7535	Paint shops.....	**	**	**	**	15	2 290	648	140	59
7539 pt.	Auto electrical and fuel system services.....	**	**	**	**	7	1 248	428	132	29
7539 pt.	Radiator repair.....	**	**	**	**	18	2 833	647	142	52
7539 pt.	Glass replacement and repair.....	**	**	**	**	18	4 229	992	239	80
7539 pt.	Brake, front end, and wheel alignment.....	**	**	**	**	23	2 558	710	155	57
7539 pt.	Exhaust system services (muffler shops).....	**	**	**	**	18	3 199	785	180	56
7539 pt.	Transmission repair shops.....	**	**	**	**	24	3 147	970	261	82
7539 pt.	Other automotive repair shops, n.e.c.....	**	**	**	**	9	704	151	26	12
754	Automotive services, except repair.....	††	††	††	††	96	8 309	2 074	502	379
7542	Car washes.....	**	**	**	**	69	5 709	1 355	323	294
7549	Other automotive services.....	**	**	**	**	27	2 600	719	179	85
76	Miscellaneous repair services.....	††	††	††	††	329	(D)	(D)	(D)	(D)
762	Electrical and electronic repair shops.....	††	††	††	††	84	10 150	2 590	581	217
7622	Radio and TV repair shops.....	††	††	††	††	37	3 098	678	151	77
7623, 9	Other electrical and electronic repair shops.....	††	††	††	††	47	7 052	1 912	430	140
7623	Refrigeration and air-conditioning repair shops.....	**	**	**	**	19	2 744	586	129	49
7629	Electrical and electronic repair shops, n.e.c.....	**	**	**	**	28	4 308	1 326	301	91
764	Reupholstery and furniture repair.....	††	††	††	††	34	1 939	594	143	98
763, 9	Other repair shops and related services.....	††	††	††	††	211	(D)	(D)	(D)	(D)
763	Watch, clock, and jewelry repair.....	**	**	**	**	3	(D)	(D)	(D)	(D)
769	Miscellaneous repair and related services.....	**	**	**	**	208	47 040	13 478	3 281	938
7692	Welding repair.....	**	**	**	**	44	7 301	2 230	582	153
7694	Armature rewinding shops.....	**	**	**	**	23	11 489	3 969	970	232
7699	Repair shops and related services, n.e.c.....	**	**	**	**	141	28 250	7 279	1 729	553
78, 79	Amusement and recreation services, including motion pictures.....	††	††	††	††	563	(D)	(D)	(D)	(D)
781, 2	Motion picture production, distribution, and services.....	††	††	††	††	2	(D)	(D)	(D)	(D)
783	Motion picture theaters.....	††	††	††	††	82	13 288	2 063	462	495
7832	Motion picture theaters, except drive-in.....	**	**	**	**	48	10 849	1 545	367	376
7833	Drive-in motion picture theaters.....	**	**	**	**	34	2 439	518	95	119
792	Producers, orchestras, and entertainers.....	††	††	††	††	10	(D)	(D)	(D)	(D)
7922	Theatrical producers (except motion picture) and miscellaneous theatrical services.....	**	**	**	**	4	377	71	11	5
7929	Bands, orchestras, actors, and other entertainers and entertainment groups.....	**	**	**	**	6	(D)	(D)	(D)	(D)
793	Bowling alleys and billiards and pool establishments.....	††	††	††	††	122	25 283	6 908	1 848	1 212
7932	Billiard and pool establishments.....	††	††	††	††	7	283	57	15	12
7933	Bowling alleys.....	††	††	††	††	115	25 000	6 851	1 833	1 200
79 ex. 792, 3	Commercial sports and other amusement and recreation services.....	††	††	††	††	347	96 329	27 140	3 989	2 060
794	Commercial sports.....	††	††	††	††	28	4 800	623	123	73
7941	Professional sports clubs, managers, promoters.....	††	††	††	††	-	-	-	-	-
7948	Racing, including track operation.....	††	††	††	††	28	4 800	623	123	73
79 ex. 792, 3, 4	Other amusement and recreation services.....	††	††	††	††	319	91 529	26 517	3 866	1 987
791	Dance halls, studios, and schools.....	**	**	**	**	13	288	53	16	23
7992	Public golf courses.....	**	**	**	**	81	9 951	2 494	364	273
7993	Coin-operated amusement device operators.....	**	**	**	**	39	7 450	1 641	365	142
7996	Amusement parks.....	**	**	**	**	1	(D)	(D)	(D)	(D)
7997	Membership sports and recreation clubs.....	**	**	**	**	52	(D)	(D)	(D)	(D)
7999	Amusement and recreation services, n.e.c.....	**	**	**	**	133	12 033	2 979	614	697
7999 pt.	Concession operators of amusement devices, rides.....	**	**	**	**	9	604	197	13	50
7999 pt.	Carnivals, circuses, and fairs.....	**	**	**	**	5	1 217	246	27	4
7999 pt.	Other commercial recreation and amusements.....	**	**	**	**	119	10 212	2 536	574	643
80, ex. 806	Health services, except hospitals.....	††	††	††	††	2 480	605 338	276 751	65 877	21 364
801	Offices of physicians.....	††	††	††	††	1 103	256 010	127 039	31 023	5 122
802	Offices of dentists.....	††	††	††	††	596	84 235	30 713	6 904	2 381
803	Offices of osteopathic physicians.....	††	††	††	††	95	18 521	8 909	2 226	438
8041	Offices of chiropractors.....	††	††	††	††	123	12 673	3 442	794	351
8042	Offices of optometrists.....	††	††	††	††	192	(D)	(D)	(D)	(D)
805	Nursing and personal care facilities.....	††	††	††	††	227	(D)	(D)	(D)	(D)
8049, 807, 8, 9	Other health services.....	††	††	††	††	144	27 412	11 412	2 502	680
807	Medical and dental laboratories.....	††	††	††	††	43	(D)	(D)	(D)	(D)
8071	Medical laboratories.....	††	††	††	††	16	2 791	1 267	361	98
8072	Dental laboratories.....	††	††	††	††	27	(D)	(D)	(D)	(D)
8049, 808, 9	Other health services, n.e.c.....	††	††	††	††	101	(D)	(D)	(D)	(D)
81	Legal services.....	††	††	††	††	716	88 241	25 101	5 695	2 080

Table 5a. Summary Statistics for Firms Subject to Federal Income Tax for the Area Outside Standard Metropolitan Statistical Areas: 1982—Con.

[For meaning of abbreviations and symbols, see introductory text. For explanation of terms and comparability of 1977 and 1982 censuses, see appendix A. For definitions of SMSA's, see appendix D]

SIC code	Kind of business or operation	All establishments				Establishments with payroll				
		Number	Receipts (\$1,000)	Unincorporated businesses or operations		Number	Receipts (\$1,000)	Annual payroll (\$1,000)	First quarter payroll (\$1,000)	Paid employees for pay period including March 12 (number)
				Individual proprietorships (number)	Partnerships (number)					
823, 4, 9	Selected educational services	††	††	††	††	29	2 803	1 105	273	129
823	Libraries and information centers.....	**	**	**	**	1	(D)	(D)	(D)	(D)
824	Correspondence schools and vocational schools.....	**	**	**	**	13	1 862	854	188	79
829	Schools and educational services, n.e.c.....	**	**	**	**	15	(D)	(D)	(D)	(D)
891	Engineering, architectural, and surveying services	††	††	††	††	157	31 165	16 101	3 845	961
891 pt.	Architectural services.....	**	**	**	**	36	8 866	3 698	888	202
891 pt.	Engineering services.....	**	**	**	**	55	18 040	10 256	2 444	546
891 pt.	Surveying services.....	**	**	**	**	66	4 259	2 147	513	213
893	Accounting, auditing, and bookkeeping services	††	††	††	††	276	(D)	(D)	(D)	(D)
83, 892, 9	Social and other services	††	††	††	††	120	11 146	4 354	1 008	690
83	Social services.....	**	**	**	**	108	9 373	4 018	933	648
835	Child day care services.....	**	**	**	**	61	(D)	(D)	(D)	(D)
832, 3, 6, 9	Other social services.....	**	**	**	**	47	(D)	(D)	(D)	(D)
892, 9	Other services.....	**	**	**	**	12	1 773	336	75	42

Table 5b. Summary Statistics for Firms Exempt From Federal Income Tax for the Area Outside Standard Metropolitan Statistical Areas: 1982

[Includes only establishments with payroll. For meaning of abbreviations and symbols, see introductory text. For explanation of terms and comparability of 1977 and 1982 censuses, see appendix A. For definitions of SMSA's, see appendix D]

SIC code	Kind of business or operation	Establishments (number)	Revenue (\$1,000)	Annual payroll (\$1,000)	First quarter payroll (\$1,000)	Paid employees for pay period including March 12 (number)
	Total	1 508	284 278	113 073	25 900	15 943
7011 pt., 7032, 704	Hotels, camps, and membership lodging	63	7 815	2 248	497	366
7011 pt.	Hotels.....	3	1 207	519	132	110
7032	Sporting and recreational camps.....	22	2 486	834	141	65
704	Organization hotels and lodging houses, on membership basis.....	38	4 120	895	224	191
7391, 2, 7	Research, testing, and consulting services	3	972	271	65	16
7391	Research and development laboratories.....	-	-	-	-	-
7392	Management, consulting, and public relations services.....	2	(D)	(D)	(D)	(D)
7397	Testing laboratories and facilities.....	1	(D)	(D)	(D)	(D)
792, 7997, 7999 pt., 84	Selected amusement, recreation, and related services	110	22 607	7 636	1 384	839
792	Producers, orchestras, and entertainers.....	7	1 106	329	63	27
7922	Theatrical producers (except motion picture) and miscellaneous theatrical services.....	6	(D)	(D)	(D)	(D)
7929	Bands, orchestras, actors, and other entertainers and entertainment groups.....	1	(D)	(D)	(D)	(D)
7999 pt., 84	Museums, art galleries, and botanical and zoological gardens.....	34	3 145	1 328	255	151
7999 pt.	Commercial museums, art galleries, and botanical and zoological gardens.....	1	(D)	(D)	(D)	(D)
84	Noncommercial museums, art galleries, and botanical and zoological gardens.....	33	(D)	(D)	(D)	(D)
8411	Noncommercial museums and art galleries.....	33	(D)	(D)	(D)	(D)
8421	Noncommercial arboreta, botanical and zoological gardens.....	-	-	-	-	-
7997	Membership sports and recreation clubs.....	49	13 775	5 584	1 006	617
7999 pt.	Fairs.....	20	4 581	395	60	44
805, 8, 9	Selected health services	124	58 510	31 050	7 024	3 215
805	Nursing and personal care facilities.....	33	37 603	19 262	4 209	2 245
8051	Skilled nursing care facilities.....	17	26 680	13 302	2 947	1 576
8059	Nursing and personal care facilities, n.e.c.....	16	10 923	5 960	1 262	669
808	Outpatient care facilities.....	62	14 873	8 480	2 020	648
809	Health and allied services, n.e.c.....	29	6 034	3 308	795	322
81	Legal aid societies and similar legal services	19	1 579	1 198	283	84
823, 4, 9	Selected educational services	16	1 753	796	185	124
823	Libraries and information centers.....	8	901	375	84	66
824	Correspondence schools and vocational schools.....	2	(D)	(D)	(D)	(D)
8241, 9	Correspondence and vocational schools, except vocational high schools, n.e.c.....	2	(D)	(D)	(D)	(D)
8243, 4	Data processing, business, and secretarial schools.....	-	-	-	-	-
829	Schools and educational services, n.e.c.....	6	(D)	(D)	(D)	(D)

Table 5b. Summary Statistics for Firms Exempt From Federal Income Tax for the Area Outside Standard Metropolitan Statistical Areas: 1982—Con.

[Includes only establishments with payroll. For meaning of abbreviations and symbols, see introductory text. For explanation of terms and comparability of 1977 and 1982 censuses, see appendix A. For definitions of SMSA's, see appendix D]

SIC code	Kind of business or operation	Establishments (number)	Revenue (\$1,000)	Annual payroll (\$1,000)	First quarter payroll (\$1,000)	Paid employees for pay period including March 12 (number)
83	Social services	518	111 437	47 006	10 933	7 584
835	Child day care services	95	9 259	5 526	1 421	995
832, 3, 6, 9	Other social services	423	102 178	41 480	9 512	6 589
832	Individual and family social services	226	36 044	18 546	4 268	2 294
833	Job training and vocational rehabilitation services	45	11 497	6 347	1 416	2 196
836	Residential care	51	18 590	9 968	2 370	1 180
839	Social services, n.e.c.	101	36 047	6 619	1 458	919
861, 2, 4, 9	Selected membership organizations	645	78 824	22 498	5 435	3 683
861	Business associations	58	4 654	1 516	369	149
864	Civic, social, and fraternal associations	475	48 058	14 274	3 450	2 712
862, 9	Other membership organizations	112	26 112	6 708	1 616	822
862	Professional membership organizations	25	2 735	574	122	58
869	Membership organizations, n.e.c.	87	23 377	6 134	1 494	764
892	Noncommercial educational, scientific, and research organizations	10	781	370	94	32

Table 6. Summary Statistics for Firms Subject to Federal Income Tax for Counties With 300 Establishments or More: 1982

[For meaning of abbreviations and symbols, see introductory text. For explanation of terms and comparability of 1977 and 1982 censuses, see appendix A. For information on geographic areas followed by Δ, see appendix F]

SIC code	Geographic area and kind of business or operation	All establishments				Establishments with payroll				
		Number	Receipts (\$1,000)	Unincorporated businesses or operations		Number	Receipts (\$1,000)	Annual payroll (\$1,000)	First quarter payroll (\$1,000)	Paid employees for pay period including March 12 (number)
				Individual proprietorships (number)	Partnerships (number)					
	ALLEN COUNTY									
	Total.....	††	††	††	††	542	121 003	50 475	12 640	3 777
70	Hotels, motels, and other lodging places	††	††	††	††	16	(D)	(D)	(D)	(D)
7011	Hotels, motor hotels, and motels	††	††	††	††	14	(D)	(D)	(D)	(D)
7011 pt.	Hotels	††	††	††	††	3	(D)	(D)	(D)	(D)
7011 pt.	Motels, motor hotels, and tourist courts	††	††	††	††	11	2 371	495	115	88
702, 3, 4	Other lodging places	††	††	††	††	2	(D)	(D)	(D)	(D)
72	Personal services	††	††	††	††	98	15 723	4 670	1 145	612
721	Laundry, cleaning, and garment services	††	††	††	††	27	8 136	2 041	485	224
7215	Coin-operated laundries and dry cleaning	††	††	††	††	11	545	103	40	39
721 ex. 7215	Other laundry, cleaning, and garment services	††	††	††	††	16	7 591	1 938	445	185
7211	Power laundries, family and commercial*	-	-	-	-	-
7216	Dry-cleaning plants, except rug cleaning*	9	(D)	(D)	(D)	(D)
Other 721	Laundry and cleaning services, n.e.c.*	7	(D)	(D)	(D)	(D)
722	Photographic studios, portrait	††	††	††	††	7	697	206	46	31
723, 4	Beauty and barber shops	††	††	††	††	41	2 924	1 341	295	174
723	Beauty shops	††	††	††	††	40	(D)	(D)	(D)	(D)
724	Barber shops	††	††	††	††	1	(D)	(D)	(D)	(D)
725	Shoe repair, shoe shine, and hat-cleaning shops	††	††	††	††	-	-	-	-	-
726	Funeral service and crematories	††	††	††	††	11	2 642	672	217	81
729	Miscellaneous personal services	††	††	††	††	12	1 324	410	102	102
73	Business services	††	††	††	††	73	(D)	(D)	(D)	(D)
731	Advertising	††	††	††	††	4	(D)	(D)	(D)	(D)
734	Services to dwellings and other buildings	††	††	††	††	12	(D)	(D)	(D)	(D)
737	Computer and data processing services	††	††	††	††	3	(D)	(D)	(D)	(D)
7392	Management, consulting, and public relations services	††	††	††	††	2	(D)	(D)	(D)	(D)
7394	Equipment rental and leasing services	††	††	††	††	10	(D)	(D)	(D)	(D)
Other 73	Other business services	††	††	††	††	42	(D)	(D)	(D)	(D)
75	Automotive repair, services, and garages	††	††	††	††	47	8 768	2 053	474	186
751	Automotive rental and leasing, without drivers	††	††	††	††	4	(D)	(D)	(D)	(D)
752	Automobile parking	††	††	††	††	-	-	-	-	-
753	Automotive repair shops	††	††	††	††	37	6 744	1 776	412	152
7538	General automotive repair shops	††	††	††	††	9	1 280	226	56	25
7531	Top and body repair shops	††	††	††	††	14	1 740	489	115	44
7534, 5, 9	Other automotive repair shops	††	††	††	††	14	3 724	1 061	241	83
754	Automotive services, except repair	††	††	††	††	6	(D)	(D)	(D)	(D)
76	Miscellaneous repair services	††	††	††	††	20	3 334	1 145	294	94
762	Electrical and electronic repair shops	††	††	††	††	5	(D)	(D)	(D)	(D)
7622	Radio and TV repair shops	††	††	††	††	-	-	-	-	-
7623, 9	Other electrical and electronic repair shops	††	††	††	††	5	(D)	(D)	(D)	(D)
764	Reupholstery and furniture repair	††	††	††	††	1	(D)	(D)	(D)	(D)
763, 9	Other repair shops and related services	††	††	††	††	14	2 464	863	236	76

Table 6. Summary Statistics for Firms Subject to Federal Income Tax for Counties With 300 Establishments or More: 1982—Con.

[For meaning of abbreviations and symbols, see introductory text. For explanation of terms and comparability of 1977 and 1982 censuses, see appendix A. For information on geographic areas followed by Δ, see appendix F]

SIC code	Geographic area and kind of business or operation	All establishments				Establishments with payroll				
		Number	Receipts (\$1,000)	Unincorporated businesses or operations		Number	Receipts (\$1,000)	Annual payroll (\$1,000)	First quarter payroll (\$1,000)	Paid employees for pay period including March 12 (number)
				Individual proprietorships (number)	Partnerships (number)					
ALLEN COUNTY—Con.										
78, 79	Amusement and recreation services, including motion pictures...	††	††	††	††	32	(D)	(D)	(D)	(D)
781, 2	Motion picture production, distribution, and services	††	††	††	††	-	-	-	-	-
783	Motion picture theaters	††	††	††	††	3	(D)	(D)	(D)	(D)
792	Producers, orchestras, and entertainers	††	††	††	††	1	(D)	(D)	(D)	(D)
793	Bowling alleys and billiards and pool establishments	††	††	††	††	7	2 508	888	234	153
79 ex. 792, 3	Commercial sports and other amusement and recreation services ..	††	††	††	††	21	2 882	705	113	119
80, ex. 806	Health services, except hospitals	††	††	††	††	165	49 781	26 770	6 958	1 197
801	Offices of physicians	††	††	††	††	89	30 370	17 712	4 982	420
802	Offices of dentists	††	††	††	††	36	6 786	2 819	577	216
803	Offices of osteopathic physicians	††	††	††	††	-	-	-	-	-
8041	Offices of chiropractors	††	††	††	††	7	(D)	(D)	(D)	(D)
8042	Offices of optometrists	††	††	††	††	6	1 241	312	77	28
805	Nursing and personal care facilities	††	††	††	††	6	(D)	(D)	(D)	(D)
8049, 807, 8, 9	Other health services	††	††	††	††	21	3 752	2 310	542	81
81	Legal services	††	††	††	††	51	5 212	1 778	462	158
823, 4, 9	Selected educational services	††	††	††	††	2	(D)	(D)	(D)	(D)
891	Engineering, architectural, and surveying services	††	††	††	††	6	1 606	860	192	44
893	Accounting, auditing, and bookkeeping services	††	††	††	††	24	3 941	1 480	376	134
83, 892, 9	Social and other services	††	††	††	††	8	192	89	26	25
83	Social services	::	::	::	::	7	(D)	(D)	(D)	(D)
892, 9	Other services	::	::	::	::	1	(D)	(D)	(D)	(D)
ASHTABULA COUNTY										
	Total	††	††	††	††	421	69 014	26 036	6 328	2 490
70	Hotels, motels, and other lodging places	††	††	††	††	20	3 908	942	185	125
7011	Hotels, motor hotels, and motels	††	††	††	††	13	3 528	851	168	112
7011 pt.	Hotels	††	††	††	††	2	(D)	(D)	(D)	(D)
7011 pt.	Motels, motor hotels, and tourist courts	††	††	††	††	11	(D)	(D)	(D)	(D)
702, 3, 4	Other lodging places	††	††	††	††	7	380	91	17	13
72	Personal services	††	††	††	††	84	5 625	1 520	368	276
721	Laundry, cleaning, and garment services	††	††	††	††	24	1 389	440	111	86
7215	Coin-operated laundries and dry cleaning	††	††	††	††	8	463	105	31	32
721 ex. 7215	Other laundry, cleaning, and garment services	††	††	††	††	16	926	335	80	54
7211	Power laundries, family and commercial*	::	::	::	::	-	-	-	-	-
7216	Dry-cleaning plants, except rug cleaning*	::	::	::	::	10	644	273	70	43
Other 721	Laundry and cleaning services, n.e.c.*	::	::	::	::	6	282	62	10	11
722	Photographic studios, portrait	††	††	††	††	4	211	47	9	8
723, 4	Beauty and barber shops	††	††	††	††	32	1 260	552	125	90
723	Beauty shops	††	††	††	††	32	1 260	552	125	90
724	Barber shops	††	††	††	††	-	-	-	-	-
725	Shoe repair, shoe shine, and hat-cleaning shops	††	††	††	††	1	(D)	(D)	(D)	(D)
726	Funeral service and crematories	††	††	††	††	14	2 427	370	82	54
729	Miscellaneous personal services	††	††	††	††	9	(D)	(D)	(D)	(D)
73	Business services	††	††	††	††	46	9 708	3 803	1 048	312
731	Advertising	††	††	††	††	3	(D)	(D)	(D)	(D)
734	Services to dwellings and other buildings	††	††	††	††	13	820	348	77	62
737	Computer and data processing services	††	††	††	††	1	(D)	(D)	(D)	(D)
7392	Management, consulting, and public relations services	††	††	††	††	4	129	68	21	8
7394	Equipment rental and leasing services	††	††	††	††	5	1 305	345	103	40
Other 73	Other business services	††	††	††	††	20	7 183	2 979	835	197
75	Automotive repair, services, and garages	††	††	††	††	35	3 900	1 118	265	77
751	Automotive rental and leasing, without drivers	††	††	††	††	2	(D)	(D)	(D)	(D)
752	Automobile parking	††	††	††	††	-	-	-	-	-
753	Automotive repair shops	††	††	††	††	25	3 278	945	235	63
7538	General automotive repair shops	††	††	††	††	14	1 512	370	80	28
7531	Top and body repair shops	††	††	††	††	4	370	114	26	6
7534, 5, 9	Other automotive repair shops	††	††	††	††	7	1 396	461	129	29
754	Automotive services, except repair	††	††	††	††	8	(D)	(D)	(D)	(D)
76	Miscellaneous repair services	††	††	††	††	19	1 706	443	127	50
762	Electrical and electronic repair shops	††	††	††	††	11	685	119	30	12
7622	Radio and TV repair shops	††	††	††	††	4	119	18	5	3
7623, 9	Other electrical and electronic repair shops	††	††	††	††	7	566	101	25	9
764	Reupholstery and furniture repair	††	††	††	††	3	252	65	18	13
763, 9	Other repair shops and related services	††	††	††	††	5	769	259	79	25

Table 6. Summary Statistics for Firms Subject to Federal Income Tax for Counties With 300 Establishments or More: 1982—Con.

[For meaning of abbreviations and symbols, see introductory text. For explanation of terms and comparability of 1977 and 1982 censuses, see appendix A. For information on geographic areas followed by Δ, see appendix F]

SIC code	Geographic area and kind of business or operation	All establishments				Establishments with payroll				
		Number	Receipts (\$1,000)	Unincorporated businesses or operations		Number	Receipts (\$1,000)	Annual payroll (\$1,000)	First quarter payroll (\$1,000)	Paid employees for pay period including March 12 (number)
				Individual proprietorships (number)	Partnerships (number)					
ASHTABULA COUNTY—Con.										
78, 79	Amusement and recreation services, including motion pictures...	††	††	††	††	38	7 287	2 303	624	390
781, 2	Motion picture production, distribution, and services	††	††	††	††	-	-	-	-	-
783	Motion picture theaters	††	††	††	††	4	954	137	36	37
792	Producers, orchestras, and entertainers	††	††	††	††	-	-	-	-	-
793	Bowling alleys and billiards and pool establishments	††	††	††	††	10	1 538	348	102	86
79 ex. 792, 3	Commercial sports and other amusement and recreation services ..	††	††	††	††	24	4 795	1 818	486	267
80, ex. 806	Health services, except hospitals	††	††	††	††	122	31 413	14 164	3 284	1 087
801	Offices of physicians	††	††	††	††	48	11 321	5 330	1 233	239
802	Offices of dentists	††	††	††	††	32	4 327	1 715	377	121
803	Offices of osteopathic physicians	††	††	††	††	10	1 363	600	163	33
8041	Offices of chiropractors	††	††	††	††	6	483	154	30	18
8042	Offices of optometrists	††	††	††	††	6	912	154	32	20
805	Nursing and personal care facilities	††	††	††	††	11	11 561	5 738	1 343	631
8049, 807, 8, 9	Other health services	††	††	††	††	9	1 446	473	106	25
81	Legal services	††	††	††	††	32	(D)	(D)	(D)	(D)
823, 4, 9	Selected educational services	††	††	††	††	1	(D)	(D)	(D)	(D)
891	Engineering, architectural, and surveying services	††	††	††	††	6	426	134	36	33
893	Accounting, auditing, and bookkeeping services	††	††	††	††	13	1 448	451	134	44
83, 892, 9	Social and other services	††	††	††	††	5	267	96	18	12
83	Social services	5	267	96	18	12
892, 9	Other services	-	-	-	-	-
BUTLER COUNTY (Coextensive with Hamilton-Middletown, Ohio., SMSA; see table 4a.)										
CLARK COUNTY										
Total		††	††	††	††	621	131 615	53 201	12 906	4 897
70	Hotels, motels, and other lodging places	††	††	††	††	12	(D)	(D)	(D)	(D)
7011	Hotels, motor hotels, and motels	††	††	††	††	11	(D)	(D)	(D)	(D)
7011 pt.	Hotels	††	††	††	††	6	(D)	(D)	(D)	(D)
7011 pt.	Motels, motor hotels, and tourist courts	††	††	††	††	5	(D)	(D)	(D)	(D)
702, 3, 4	Other lodging places	††	††	††	††	1	(D)	(D)	(D)	(D)
72	Personal services	††	††	††	††	127	22 983	9 294	2 177	1 296
721	Laundry, cleaning, and garment services	††	††	††	††	23	4 232	1 627	370	206
7215	Coin-operated laundries and dry cleaning	††	††	††	††	5	(D)	(D)	(D)	(D)
721 ex. 7215	Other laundry, cleaning, and garment services	††	††	††	††	18	(D)	(D)	(D)	(D)
7211	Power laundries, family and commercial*	1	(D)	(D)	(D)	(D)
7216	Dry-cleaning plants, except rug cleaning*	10	(D)	(D)	(D)	(D)
Other 721	Laundry and cleaning services, n.e.c.*	7	(D)	(D)	(D)	(D)
722	Photographic studios, portrait	††	††	††	††	31	(D)	(D)	(D)	(D)
723, 4	Beauty and barber shops	††	††	††	††	54	(D)	(D)	(D)	(D)
723	Beauty shops	††	††	††	††	52	(D)	(D)	(D)	(D)
724	Barber shops	††	††	††	††	2	(D)	(D)	(D)	(D)
725	Shoe repair, shoe shine, and hat-cleaning shops	††	††	††	††	-	-	-	-	-
726	Funeral service and crematories	††	††	††	††	9	2 822	914	280	52
729	Miscellaneous personal services	††	††	††	††	10	(D)	(D)	(D)	(D)
73	Business services	††	††	††	††	59	16 029	7 701	1 924	837
731	Advertising	††	††	††	††	3	(D)	(D)	(D)	(D)
734	Services to dwellings and other buildings	††	††	††	††	8	(D)	(D)	(D)	(D)
737	Computer and data processing services	††	††	††	††	4	552	210	67	17
7392	Management, consulting, and public relations services	††	††	††	††	7	4 140	2 145	582	205
7394	Equipment rental and leasing services	††	††	††	††	8	1 618	326	58	33
Other 73	Other business services	††	††	††	††	29	6 517	3 520	862	302
75	Automotive repair, services, and garages	††	††	††	††	76	10 837	2 866	623	212
751	Automotive rental and leasing, without drivers	††	††	††	††	5	2 070	316	65	24
752	Automobile parking	††	††	††	††	9	(D)	(D)	(D)	(D)
753	Automotive repair shops	††	††	††	††	57	7 939	2 270	486	157
7538	General automotive repair shops	††	††	††	††	25	3 868	1 091	233	74
7531	Top and body repair shops	††	††	††	††	11	(D)	(D)	(D)	(D)
7534, 5, 9	Other automotive repair shops	††	††	††	††	21	(D)	(D)	(D)	(D)
754	Automotive services, except repair	††	††	††	††	5	(D)	(D)	(D)	(D)

Table 6. Summary Statistics for Firms Subject to Federal Income Tax for Counties With 300 Establishments or More: 1982—Con.

[For meaning of abbreviations and symbols, see introductory text. For explanation of terms and comparability of 1977 and 1982 censuses, see appendix A. For information on geographic areas followed by Δ, see appendix F]

SIC code	Geographic area and kind of business or operation	All establishments				Establishments with payroll				
		Number	Receipts (\$1,000)	Unincorporated businesses or operations		Number	Receipts (\$1,000)	Annual payroll (\$1,000)	First quarter payroll (\$1,000)	Paid employees for pay period including March 12 (number)
				Individual proprietorships (number)	Partnerships (number)					
CLARK COUNTY—Con.										
76	Miscellaneous repair services.....	††	††	††	††	18	(D)	(D)	(D)	(D)
762	Electrical and electronic repair shops.....	††	††	††	††	5	755	214	52	15
7622	Radio and TV repair shops.....	††	††	††	††	1	(D)	(D)	(D)	(D)
7623, 9	Other electrical and electronic repair shops.....	††	††	††	††	4	(D)	(D)	(D)	(D)
764	Reupholstery and furniture repair.....	††	††	††	††	-	(D)	(D)	(D)	(D)
763, 9	Other repair shops and related services.....	††	††	††	††	13	(D)	(D)	(D)	(D)
78, 79	Amusement and recreation services, including motion pictures.....	††	††	††	††	37	6 476	1 616	345	259
781, 2	Motion picture production, distribution, and services.....	††	††	††	††	-	-	-	-	-
783	Motion picture theaters.....	††	††	††	††	8	1 887	347	60	53
792	Producers, orchestras, and entertainers.....	††	††	††	††	1	(D)	(D)	(D)	(D)
793	Bowling alleys and billiards and pool establishments.....	††	††	††	††	6	(D)	(D)	(D)	(D)
79 ex. 792, 3	Commercial sports and other amusement and recreation services.....	††	††	††	††	22	2 408	446	93	84
80, ex. 806	Health services, except hospitals.....	††	††	††	††	199	51 659	24 389	6 078	1 542
801	Offices of physicians.....	††	††	††	††	96	28 595	15 109	3 715	552
802	Offices of dentists.....	††	††	††	††	53	8 935	3 832	1 006	251
803	Offices of osteopathic physicians.....	††	††	††	††	6	648	233	56	17
8041	Offices of chiropractors.....	††	††	††	††	5	(D)	(D)	(D)	(D)
8042	Offices of optometrists.....	††	††	††	††	14	(D)	(D)	(D)	(D)
805	Nursing and personal care facilities.....	††	††	††	††	13	(D)	(D)	(D)	(D)
8049, 807, 8, 9	Other health services.....	††	††	††	††	12	(D)	(D)	(D)	(D)
81	Legal services.....	††	††	††	††	41	7 463	2 288	566	169
823, 4, 9	Selected educational services.....	††	††	††	††	6	(D)	(D)	(D)	(D)
891	Engineering, architectural, and surveying services.....	††	††	††	††	10	(D)	(D)	(D)	(D)
893	Accounting, auditing, and bookkeeping services.....	††	††	††	††	16	(D)	(D)	(D)	(D)
83, 892, 9	Social and other services.....	††	††	††	††	20	(D)	(D)	(D)	(D)
83	Social services.....	18	(D)	(D)	(D)	(D)
892, 9	Other services.....	2	(D)	(D)	(D)	(D)
CLERMONT COUNTY										
	Total.....	††	††	††	††	390	96 366	36 415	8 371	2 669
70	Hotels, motels, and other lodging places.....	††	††	††	††	7	1 158	266	52	37
7011	Hotels, motor hotels, and motels.....	††	††	††	††	7	1 158	266	52	37
7011 pt.	Hotels.....	††	††	††	††	-	-	-	-	-
7011 pt.	Motels, motor hotels, and tourist courts.....	††	††	††	††	7	1 158	266	52	37
702, 3, 4	Other lodging places.....	††	††	††	††	-	-	-	-	-
72	Personal services.....	††	††	††	††	72	7 068	2 180	478	313
721	Laundry, cleaning, and garment services.....	††	††	††	††	21	2 134	638	118	83
7215	Coin-operated laundries and dry cleaning.....	††	††	††	††	8	997	224	50	42
721 ex.	Other laundry, cleaning, and garment services.....	††	††	††	††	13	1 137	414	68	41
7215	Power laundries, family and commercial*.....	-	-	-	-	-
7211	Dry-cleaning plants, except rug cleaning*.....	9	(D)	(D)	(D)	(D)
7216	Laundry and cleaning services, n.e.c.*.....	4	(D)	(D)	(D)	(D)
Other 721	Laundry and cleaning services, n.e.c.*.....	4	(D)	(D)	(D)	(D)
722	Photographic studios, portrait.....	††	††	††	††	5	983	222	54	52
723, 4	Beauty and barber shops.....	††	††	††	††	31	1 720	722	169	104
723	Beauty shops.....	††	††	††	††	28	1 604	673	158	100
724	Barber shops.....	††	††	††	††	3	116	49	11	4
725	Shoe repair, shoe shine, and hat-cleaning shops.....	††	††	††	††	-	-	-	-	-
726	Funeral service and crematories.....	††	††	††	††	6	1 690	414	85	29
729	Miscellaneous personal services.....	††	††	††	††	9	541	184	52	45
73	Business services.....	††	††	††	††	53	22 474	10 178	2 131	594
731	Advertising.....	††	††	††	††	3	(D)	(D)	(D)	(D)
734	Services to dwellings and other buildings.....	††	††	††	††	10	465	160	35	28
737	Computer and data processing services.....	††	††	††	††	7	(D)	(D)	(D)	(D)
7392	Management, consulting, and public relations services.....	††	††	††	††	8	1 196	639	145	47
7394	Equipment rental and leasing services.....	††	††	††	††	5	677	183	47	16
Other 73	Other business services.....	††	††	††	††	20	(D)	(D)	(D)	(D)
75	Automotive repair, services, and garages.....	††	††	††	††	40	4 610	1 144	266	103
751	Automotive rental and leasing, without drivers.....	††	††	††	††	1	(D)	(D)	(D)	(D)
752	Automobile parking.....	††	††	††	††	-	-	-	-	-
753	Automotive repair shops.....	††	††	††	††	36	4 126	1 022	236	83
7538	General automotive repair shops.....	††	††	††	††	15	1 495	365	81	34
7531	Top and body repair shops.....	††	††	††	††	12	(D)	(D)	(D)	(D)
7534, 5, 9	Other automotive repair shops.....	††	††	††	††	9	(D)	(D)	(D)	(D)
754	Automotive services, except repair.....	††	††	††	††	3	(D)	(D)	(D)	(D)

Table 6. Summary Statistics for Firms Subject to Federal Income Tax for Counties With 300 Establishments or More: 1982—Con.

[For meaning of abbreviations and symbols, see introductory text. For explanation of terms and comparability of 1977 and 1982 censuses, see appendix A. For information on geographic areas followed by Δ, see appendix F.]

SIC code	Geographic area and kind of business or operation	All establishments				Establishments with payroll				
		Number	Receipts (\$1,000)	Unincorporated businesses or operations		Number	Receipts (\$1,000)	Annual payroll (\$1,000)	First quarter payroll (\$1,000)	Paid employees for pay period including March 12 (number)
				Individual proprietorships (number)	Partnerships (number)					
CLERMONT COUNTY—Con.										
76	Miscellaneous repair services	††	††	††	††	23	2 615	948	220	86
762	Electrical and electronic repair shops	††	††	††	††	5	210	49	12	8
7622	Radio and TV repair shops	††	††	††	††	1	(D)	(D)	(D)	(D)
7623, 9	Other electrical and electronic repair shops	††	††	††	††	4	(D)	(D)	(D)	(D)
764	Reupholstery and furniture repair	††	††	††	††	5	(D)	(D)	(D)	(D)
763, 9	Other repair shops and related services	††	††	††	††	13	(D)	(D)	(D)	(D)
78, 79	Amusement and recreation services, including motion pictures...	††	††	††	††	22	(D)	(D)	(D)	(D)
781, 2	Motion picture production, distribution, and services	††	††	††	††	-	-	-	-	-
783	Motion picture theaters	††	††	††	††	4	1 012	150	28	31
792	Producers, orchestras, and entertainers	††	††	††	††	1	(D)	(D)	(D)	(D)
793	Bowling alleys and billiards and pool establishments	††	††	††	††	4	1 115	313	84	41
79 ex. 792, 3	Commercial sports and other amusement and recreation services ..	††	††	††	††	13	(D)	(D)	(D)	(D)
80, ex. 806	Health services, except hospitals	††	††	††	††	93	22 620	10 662	2 311	779
801	Offices of physicians	††	††	††	††	36	6 306	3 254	726	141
802	Offices of dentists	††	††	††	††	30	5 096	2 045	399	129
803	Offices of osteopathic physicians	††	††	††	††	3	499	159	28	11
8041	Offices of chiropractors	††	††	††	††	2	(D)	(D)	(D)	(D)
8042	Offices of optometrists	††	††	††	††	6	666	165	37	14
805	Nursing and personal care facilities	††	††	††	††	7	8 845	4 699	1 065	458
8049, 807, 8, 9	Other health services	††	††	††	††	9	(D)	(D)	(D)	(D)
81	Legal services	††	††	††	††	38	3 055	777	215	88
823, 4, 9	Selected educational services	††	††	††	††	1	(D)	(D)	(D)	(D)
891	Engineering, architectural, and surveying services	††	††	††	††	13	(D)	(D)	(D)	(D)
893	Accounting, auditing, and bookkeeping services	††	††	††	††	12	1 997	819	208	73
83, 892, 9	Social and other services	††	††	††	††	16	10 790	4 393	1 135	236
83	Social services	13	(D)	(D)	(D)	(D)
892, 9	Other services	3	(D)	(D)	(D)	(D)
COLUMBIANA COUNTY										
	Total	††	††	††	††	443	75 416	30 801	6 969	2 751
70	Hotels, motels, and other lodging places	††	††	††	††	13	3 326	1 008	159	132
7011	Hotels, motor hotels, and motels	††	††	††	††	6	2 901	953	156	127
7011 pt.	Hotels	††	††	††	††	3	(D)	(D)	(D)	(D)
7011 pt.	Hotels, motor hotels, and tourist courts	††	††	††	††	3	(D)	(D)	(D)	(D)
702, 3, 4	Other lodging places	††	††	††	††	7	425	55	3	5
72	Personal services	††	††	††	††	77	6 185	1 894	448	330
721	Laundry, cleaning, and garment services	††	††	††	††	14	1 381	462	84	79
7215	Coin-operated laundries and dry cleaning	††	††	††	††	5	403	58	13	16
721 ex.	Other laundry, cleaning, and garment services	††	††	††	††	9	978	404	71	63
7215	Power laundries, family and commercial*	-	-	-	-	-
7211	Dry-cleaning plants, except rug cleaning*	7	(D)	(D)	(D)	(D)
7216	Laundry and cleaning services, n.e.c.*	2	(D)	(D)	(D)	(D)
Other 721										
722	Photographic studios, portrait	††	††	††	††	3	(D)	(D)	(D)	(D)
723, 4	Beauty and barber shops	††	††	††	††	42	1 347	589	138	138
723	Beauty shops	††	††	††	††	42	1 347	589	138	138
724	Barber shops	††	††	††	††	-	-	-	-	-
725	Shoe repair, shoe shine, and hat-cleaning shops	††	††	††	††	-	-	-	-	-
726	Funeral service and crematories	††	††	††	††	14	3 028	726	194	84
729	Miscellaneous personal services	††	††	††	††	4	(D)	(D)	(D)	(D)
73	Business services	††	††	††	††	41	8 072	3 704	812	421
731	Advertising	††	††	††	††	3	237	77	19	11
734	Services to dwellings and other buildings	††	††	††	††	10	1 301	732	144	91
737	Computer and data processing services	††	††	††	††	1	(D)	(D)	(D)	(D)
7392	Management, consulting, and public relations services	††	††	††	††	3	564	264	62	21
7394	Equipment rental and leasing services	††	††	††	††	4	571	106	21	9
Other 73	Other business services	††	††	††	††	20	(D)	(D)	(D)	(D)
75	Automotive repair, services, and garages	††	††	††	††	42	7 328	1 581	355	179
751	Automotive rental and leasing, without drivers	††	††	††	††	3	2 314	279	73	37
752	Automobile parking	††	††	††	††	-	-	-	-	-
753	Automotive repair shops	††	††	††	††	32	4 538	1 209	262	127
7538	General automotive repair shops	††	††	††	††	12	2 374	770	167	80
7531	Top and body repair shops	††	††	††	††	11	1 139	256	53	29
7534, 5, 9	Other automotive repair shops	††	††	††	††	9	1 025	183	42	18
754	Automotive services, except repair	††	††	††	††	7	476	93	20	15

Table 6. Summary Statistics for Firms Subject to Federal Income Tax for Counties With 300 Establishments or More: 1982—Con.

[For meaning of abbreviations and symbols, see introductory text. For explanation of terms and comparability of 1977 and 1982 censuses, see appendix A. For information on geographic areas followed by Δ, see appendix F.]

SIC code	Geographic area and kind of business or operation	All establishments				Establishments with payroll				
		Number	Receipts (\$1,000)	Unincorporated businesses or operations		Number	Receipts (\$1,000)	Annual payroll (\$1,000)	First quarter payroll (\$1,000)	Paid employees for pay period including March 12 (number)
				Individual proprietorships (number)	Partnerships (number)					
COLUMBIANA COUNTY—Con.										
76	Miscellaneous repair services	††	††	††	††	22	2 631	644	173	78
762	Electrical and electronic repair shops	††	††	††	††	6	573	100	25	16
7622	Radio and TV repair shops	††	††	††	††	3	(D)	(D)	(D)	(D)
7623, 9	Other electrical and electronic repair shops	††	††	††	††	3	(D)	(D)	(D)	(D)
764	Reupholstery and furniture repair	††	††	††	††	6	398	97	23	16
763, 9	Other repair shops and related services	††	††	††	††	10	1 660	447	125	46
78, 79	Amusement and recreation services, including motion pictures ..	††	††	††	††	37	4 577	1 031	207	188
781, 2	Motion picture production, distribution, and services	††	††	††	††	1	(D)	(D)	(D)	(D)
783	Motion picture theaters	††	††	††	††	5	(D)	(D)	(D)	(D)
792	Producers, orchestras, and entertainers	††	††	††	††	-	-	-	-	-
793	Bowling alleys and billiards and pool establishments	††	††	††	††	6	(D)	(D)	(D)	(D)
79 ex. 792, 3	Commercial sports and other amusement and recreation services ..	††	††	††	††	25	3 209	779	161	148
80, ex. 806	Health services, except hospitals	††	††	††	††	138	33 638	16 343	3 717	1 127
801	Offices of physicians	††	††	††	††	65	16 147	8 566	1 879	309
802	Offices of dentists	††	††	††	††	35	4 348	1 479	302	115
803	Offices of osteopathic physicians	††	††	††	††	4	1 006	594	142	18
8041	Offices of chiropractors	††	††	††	††	4	321	132	66	12
8042	Offices of optometrists	††	††	††	††	10	1 115	333	65	29
805	Nursing and personal care facilities	††	††	††	††	14	9 524	4 899	1 184	613
8049, 807, 8, 9	Other health services	††	††	††	††	6	1 177	340	79	31
81	Legal services	††	††	††	††	44	3 917	1 061	201	87
823, 4, 9	Selected educational services	††	††	††	††	1	(D)	(D)	(D)	(D)
891	Engineering, architectural, and surveying services	††	††	††	††	14	3 775	2 868	712	139
893	Accounting, auditing, and bookkeeping services	††	††	††	††	11	1 680	592	150	54
83, 892, 9	Social and other services	††	††	††	††	3	(D)	(D)	(D)	(D)
83	Social services	3	(D)	(D)	(D)	(D)
892, 9	Other services	-	-	-	-	-
CUYAHOGA COUNTY										
	Total	††	††	††	††	9 025	3 380 817	1 353 287	339 002	89 953
70	Hotels, motels, and other lodging places	††	††	††	††	107	119 121	40 035	9 470	5 586
7011	Hotels, motor hotels, and motels	††	††	††	††	99	118 606	39 925	9 442	5 559
7011 pt.	Hotels	††	††	††	††	36	88 869	31 333	7 464	4 152
7011 pt.	Hotels, 25 guestrooms or more	24	(D)	(D)	(D)	(D)
7011 pt.	Hotels, less than 25 guestrooms	12	(D)	(D)	(D)	(D)
7011 pt.	Motels, motor hotels, and tourist courts	††	††	††	††	63	29 737	8 592	1 978	1 407
7011 pt.	Motels, tourist courts	57	(D)	(D)	(D)	(D)
7011 pt.	Motor hotels	6	(D)	(D)	(D)	(D)
702, 3, 4	Other lodging places	††	††	††	††	8	515	110	28	27
703	Trailer parks and camps	††	††	††	††	3	97	26	6	5
702, 4	Rooming, boarding, and membership lodging	††	††	††	††	5	418	84	22	22
72	Personal services	††	††	††	††	1 199	196 301	74 298	17 249	8 782
721	Laundry, cleaning, and garment services	††	††	††	††	328	72 218	27 153	6 306	2 812
7215	Coin-operated laundries and dry cleaning	††	††	††	††	52	7 892	1 918	452	207
721 ex. 7215	Other laundry, cleaning, and garment services	††	††	††	††	276	64 326	25 235	5 854	2 605
7211	Power laundries, family and commercial*	13	4 695	2 339	638	295
7216	Dry-cleaning plants, except rug cleaning*	177	22 670	8 715	1 998	1 200
Other 721	Laundry and cleaning services, n.e.c.*	86	36 961	14 181	3 218	1 110
7212	Garment pressing and agents for laundries and dry cleaners	18	(D)	(D)	(D)	(D)
7213	Linen supply*	6	(D)	(D)	(D)	(D)
7217	Carpet and upholstery cleaning	31	5 076	1 901	389	160
7218	Industrial launderers*	13	(D)	(D)	(D)	(D)
7214, 9	Other laundry, garment services, including diaper*	18	(D)	(D)	(D)	(D)
722	Photographic studios, portrait	††	††	††	††	44	(D)	(D)	(D)	(D)
723, 4	Beauty and barber shops	††	††	††	††	570	57 184	28 425	6 592	3 883
723	Beauty shops	††	††	††	††	487	53 474	26 892	6 225	3 704
724	Barber shops	††	††	††	††	83	3 710	1 533	367	179
725	Shoe repair, shoe shine, and hat-cleaning shops	††	††	††	††	22	(D)	(D)	(D)	(D)
726	Funeral service and crematories	††	††	††	††	115	38 863	10 153	2 384	699
729	Miscellaneous personal services	††	††	††	††	120	18 824	6 206	1 458	1 128

Table 6. Summary Statistics for Firms Subject to Federal Income Tax for Counties With 300 Establishments or More: 1982—Con.

[For meaning of abbreviations and symbols, see introductory text. For explanation of terms and comparability of 1977 and 1982 censuses, see appendix A. For information on geographic areas followed by Δ, see appendix F]

SIC code	Geographic area and kind of business or operation	All establishments				Establishments with payroll				
		Number	Receipts (\$1,000)	Unincorporated businesses or operations		Number	Receipts (\$1,000)	Annual payroll (\$1,000)	First quarter payroll (\$1,000)	Paid employees for pay period including March 12 (number)
				Individual proprietorships (number)	Partnerships (number)					
CUYAHOGA COUNTY—Con.										
73	Business services	††	††	††	††	1 804	946 472	406 183	98 696	29 818
731	Advertising	††	††	††	††	148	82 649	36 868	9 029	1 623
7311	Advertising agencies	112	(D)	(D)	(D)	(D)
7312	Outdoor advertising services	6	(D)	(D)	(D)	(D)
7313	Radio, TV, publishers' advertising representatives	13	(D)	(D)	(D)	(D)
7319	Advertising, n.e.c.	17	(D)	(D)	(D)	(D)
734	Services to dwellings and other buildings	††	††	††	††	230	66 282	36 446	8 683	4 484
7341	Window cleaning	11	(D)	(D)	(D)	(D)
7342	Disinfecting and exterminating services	37	8 635	3 690	884	264
7349	Cleaning and maintenance services, n.e.c.	182	(D)	(D)	(D)	(D)
737	Computer and data processing services	††	††	††	††	155	153 627	57 444	14 439	2 593
7372	Computer programming and other software services	59	41 442	20 215	5 429	778
7374	Data processing services	70	83 634	28 523	6 865	1 437
7379	Computer related services, n.e.c.	26	28 551	8 706	2 145	378
7392	Management, consulting, and public relations services	††	††	††	††	347	145 678	59 954	15 383	2 884
7394	Equipment rental and leasing services	††	††	††	††	96	64 486	14 720	3 563	937
Other 73	Other business services	††	††	††	††	828	433 750	200 751	47 599	17 297
732	Credit reporting, collection agencies	45	26 087	9 624	2 390	713
7331	Direct mail advertising services	18	(D)	(D)	(D)	(D)
7332	Blueprinting and photocopying services	19	(D)	(D)	(D)	(D)
7333	Commercial photography, art, and graphics	99	(D)	(D)	(D)	(D)
7339	Stenographic services; and reproduction services, n.e.c.	55	(D)	(D)	(D)	(D)
736	Personnel supply services	185	117 291	80 697	18 792	7 184
7361	Employment agencies	114	(D)	(D)	(D)	(D)
7362	Help supply services	66	(D)	(D)	(D)	(D)
7369	Facilities management services	5	2 206	1 271	323	140
7391	Research and development laboratories	17	10 434	4 100	930	214
7397	Testing laboratories and facilities	16	11 188	5 780	1 428	302
7393	Detective agencies and protective services	91	72 575	39 714	9 339	4 194
7395	Photofinishing laboratories	27	(D)	(D)	(D)	(D)
7399 pt.	Sign painting shops	13	1 286	426	96	38
7399 pt.	Interior designing	27	(D)	(D)	(D)	(D)
7399 pt.	Telephone answering services	35	(D)	(D)	(D)	(D)
735, 7396, 7399 pt.	Other business services, n.e.c.	181	(D)	(D)	(D)	(D)
75	Automotive repair, services, and garages	††	††	††	††	871	306 163	67 004	15 309	5 418
751	Automotive rental and leasing, without drivers	††	††	††	††	104	155 011	21 892	4 996	1 432
752	Automobile parking	††	††	††	††	138	(D)	(D)	(D)	(D)
7523	Parking lots	105	(D)	(D)	(D)	(D)
7525	Parking structures	33	10 554	2 555	608	347
753	Automotive repair shops	††	††	††	††	533	112 197	34 117	7 676	2 316
7538	General automotive repair shops	††	††	††	††	183	35 282	10 560	2 414	739
7538 pt.	General automotive repair shops, except diesel	171	32 246	9 551	2 160	677
7538 pt.	Diesel repair shops	12	3 036	1 009	254	62
7531	Top and body repair shops	††	††	††	††	154	(D)	(D)	(D)	(D)
7534, 5, 9	Other automotive repair shops	††	††	††	††	196	(D)	(D)	(D)	(D)
7534	Tire retreading and repair shops	13	4 932	1 337	347	79
7535	Paint shops	16	3 283	1 267	245	112
7539 pt.	Auto electrical and fuel system services	11	(D)	(D)	(D)	(D)
7539 pt.	Radiator repair	23	(D)	(D)	(D)	(D)
7539 pt.	Glass replacement and repair	25	(D)	(D)	(D)	(D)
7539 pt.	Brake, front end, and wheel alignment	17	5 625	1 461	309	88
7539 pt.	Exhaust system services (muffler shops)	42	12 584	2 922	641	201
7539 pt.	Transmission repair shops	44	8 688	2 673	614	176
7539 pt.	Other automotive repair shops, n.e.c.	5	(D)	(D)	(D)	(D)
754	Automotive services, except repair	††	††	††	††	96	(D)	(D)	(D)	(D)
7542	Car washes	54	9 083	3 192	848	786
7549	Other automotive services	42	(D)	(D)	(D)	(D)
76	Miscellaneous repair services	††	††	††	††	429	147 038	52 830	13 635	3 106
762	Electrical and electronic repair shops	††	††	††	††	132	42 351	14 925	3 646	867
7622	Radio and TV repair shops	59	15 532	5 052	1 230	356
7623, 9	Other electrical and electronic repair shops	73	26 819	9 873	2 416	511
7623	Refrigeration and air-conditioning repair shops	14	6 785	2 543	689	101
7629	Electrical and electronic repair shops, n.e.c.	59	20 034	7 330	1 727	410
764	Reupholstery and furniture repair	††	††	††	††	33	2 985	1 174	264	113
763, 9	Other repair shops and related services	††	††	††	††	264	101 702	36 731	9 725	2 126
763	Watch, clock, and jewelry repair	35	(D)	(D)	(D)	(D)
769	Miscellaneous repair and related services	229	(D)	(D)	(D)	(D)
7692	Welding repair	27	5 669	1 899	493	131
7694	Armature rewinding shops	20	(D)	(D)	(D)	(D)
7699	Repair shops and related services, n.e.c.	182	(D)	(D)	(D)	(D)

Table 6. Summary Statistics for Firms Subject to Federal Income Tax for Counties With 300 Establishments or More: 1982—Con.

[For meaning of abbreviations and symbols, see introductory text. For explanation of terms and comparability of 1977 and 1982 censuses, see appendix A. For information on geographic areas followed by Δ, see appendix F]

SIC code	Geographic area and kind of business or operation	All establishments				Establishments with payroll				
		Number	Receipts (\$1,000)	Unincorporated businesses or operations		Number	Receipts (\$1,000)	Annual payroll (\$1,000)	First quarter payroll (\$1,000)	Paid employees for pay period including March 12 (number)
				Individual proprietorships (number)	Partnerships (number)					
CUYAHOGA COUNTY—Con.										
78, 79	Amusement and recreation services, including motion pictures...	††	††	††	††	377	178 819	52 194	13 154	5 404
781, 2	Motion picture production, distribution, and services -----	††	††	††	††	34	(D)	(D)	(D)	(D)
783	Motion picture theaters -----	††	††	††	††	61	22 548	3 987	893	674
7832	Motion picture theaters, except drive-in -----	**	**	**	**	47	19 879	3 448	825	570
7833	Drive-in motion picture theaters -----	**	**	**	**	14	2 669	539	68	104
792	Producers, orchestras, and entertainers -----	††	††	††	††	25	(D)	(D)	(D)	(D)
7922	Theatrical producers (except motion picture) and miscellaneous theatrical services -----	**	**	**	**	10	(D)	(D)	(D)	(D)
7929	Bands, orchestras, actors, and other entertainers and entertainment groups -----	**	**	**	**	15	(D)	(D)	(D)	(D)
793	Bowling alleys and billiards and pool establishments -----	††	††	††	††	60	18 794	5 575	1 543	982
7932	Billiard and pool establishments -----	††	††	††	††	3	(D)	(D)	(D)	(D)
7933	Bowling alleys -----	††	††	††	††	57	(D)	(D)	(D)	(D)
79 ex. 792, 3	Commercial sports and other amusement and recreation services ..	††	††	††	††	197	85 163	37 101	9 077	3 396
794	Commercial sports -----	††	††	††	††	21	41 282	23 342	5 517	1 845
7941	Professional sports clubs, managers, promoters -----	††	††	††	††	5	(D)	(D)	(D)	(D)
7948	Racing, including track operation -----	††	††	††	††	16	(D)	(D)	(D)	(D)
79 ex. 792, 3, 4	Other amusement and recreation services -----	††	††	††	††	176	43 881	13 759	3 560	1 551
791	Dance halls, studios, and schools -----	**	**	**	**	25	1 988	788	212	156
7992	Public golf courses -----	**	**	**	**	11	2 514	597	61	19
7993	Coin-operated amusement device operators -----	**	**	**	**	27	8 072	2 169	492	185
7996	Amusement parks -----	**	**	**	**	2	(D)	(D)	(D)	(D)
7997	Membership sports and recreation clubs -----	**	**	**	**	37	17 431	5 253	1 187	745
7999	Amusement and recreation services, n.e.c. -----	**	**	**	**	74	(D)	(D)	(D)	(D)
7999 pt.	Concession operators of amusement devices, rides -----	**	**	**	**	3	(D)	(D)	(D)	(D)
7999 pt.	Carnivals, circuses, and fairs -----	**	**	**	**	4	(D)	(D)	(D)	(D)
7999 pt.	Other commercial recreation and amusements -----	**	**	**	**	67	12 658	4 646	1 545	408
80, ex. 806	Health services, except hospitals -----	††	††	††	††	2 618	724 835	335 203	89 921	16 550
801	Offices of physicians -----	††	††	††	††	1 332	386 026	199 533	55 019	5 395
802	Offices of dentists -----	††	††	††	††	753	125 770	50 962	14 011	3 355
803	Offices of osteopathic physicians -----	††	††	††	††	45	11 229	5 691	1 885	154
8041	Offices of chiropractors -----	††	††	††	††	27	4 014	1 301	350	87
8042	Offices of optometrists -----	††	††	††	††	69	10 753	2 635	569	200
805	Nursing and personal care facilities -----	††	††	††	††	71	88 780	44 847	10 719	5 236
8049, 807, 8, 9	Other health services -----	††	††	††	††	321	98 263	30 234	7 368	2 123
807	Medical and dental laboratories -----	††	††	††	††	93	33 895	12 367	3 035	791
8071	Medical laboratories -----	††	††	††	††	41	23 109	7 379	1 725	416
8072	Dental laboratories -----	††	††	††	††	52	10 786	4 988	1 310	375
8049, 808, 9	Other health services, n.e.c. -----	††	††	††	††	228	64 368	17 867	4 333	1 332
81	Legal services -----	††	††	††	††	749	333 032	118 929	30 379	5 263
823, 4, 9	Selected educational services -----	††	††	††	††	61	29 930	9 274	2 155	803
823	Libraries and information centers -----	**	**	**	**	-	-	-	-	-
824	Correspondence schools and vocational schools -----	**	**	**	**	21	(D)	(D)	(D)	(D)
829	Schools and educational services, n.e.c. -----	**	**	**	**	40	(D)	(D)	(D)	(D)
891	Engineering, architectural, and surveying services -----	††	††	††	††	294	211 139	110 348	27 034	4 419
891 pt.	Architectural services -----	**	**	**	**	91	51 223	20 886	5 536	941
891 pt.	Engineering services -----	**	**	**	**	181	156 551	87 946	21 200	3 398
891 pt.	Surveying services -----	**	**	**	**	22	3 365	1 516	298	80
893	Accounting, auditing, and bookkeeping services -----	††	††	††	††	393	170 369	78 525	19 720	3 871
83, 892, 9	Social and other services -----	††	††	††	††	123	17 598	8 464	2 280	933
83	Social services -----	**	**	**	**	95	12 539	5 883	1 374	843
835	Child day care services -----	**	**	**	**	72	6 208	2 900	714	559
832, 3, 6, 9	Other social services -----	**	**	**	**	23	6 331	2 983	660	284
892, 9	Other services -----	**	**	**	**	28	5 059	2 581	906	90

Table 6. Summary Statistics for Firms Subject to Federal Income Tax for Counties With 300 Establishments or More: 1982—Con.

[For meaning of abbreviations and symbols, see introductory text. For explanation of terms and comparability of 1977 and 1982 censuses, see appendix A. For information on geographic areas followed by Δ, see appendix F]

SIC code	Geographic area and kind of business or operation	All establishments				Establishments with payroll				
		Number	Receipts (\$1,000)	Unincorporated businesses or operations		Number	Receipts (\$1,000)	Annual payroll (\$1,000)	First quarter payroll (\$1,000)	Paid employees for pay period including March 12 (number)
				Individual proprietorships (number)	Partnerships (number)					
ERIE COUNTY										
	Total	††	††	††	††	407	143 388	50 958	9 725	3 534
70	Hotels, motels, and other lodging places	††	††	††	††	39	15 468	4 111	750	963
7011	Hotels, motor hotels, and motels	††	††	††	††	35	(D)	(D)	(D)	(D)
7011 pt.	Hotels	††	††	††	††	10	(D)	(D)	(D)	(D)
7011 pt.	Motels, motor hotels, and tourist courts	††	††	††	††	25	(D)	(D)	(D)	(D)
702, 3, 4	Other lodging places	††	††	††	††	4	(D)	(D)	(D)	(D)
72	Personal services	††	††	††	††	49	5 142	1 643	369	239
721	Laundry, cleaning, and garment services	††	††	††	††	12	1 381	451	106	57
7215	Coin-operated laundries and dry cleaning	††	††	††	††	3	99	17	5	8
721 ex.	Other laundry, cleaning, and garment services	††	††	††	††	9	1 282	434	101	49
7215	Power laundries, family and commercial*	1	(D)	(D)	(D)	(D)
7216	Dry-cleaning plants, except rug cleaning*	3	(D)	(D)	(D)	(D)
Other 721	Laundry and cleaning services, n.e.c.*	5	(D)	(D)	(D)	(D)
722	Photographic studios, portrait	††	††	††	††	4	368	108	27	19
723, 4	Beauty and barber shops	††	††	††	††	19	1 441	591	126	78
723	Beauty shops	††	††	††	††	17	(D)	(D)	(D)	(D)
724	Barber shops	††	††	††	††	2	(D)	(D)	(D)	(D)
725	Shoe repair, shoe shine, and hat-cleaning shops	††	††	††	††	-	-	-	-	-
726	Funeral service and crematories	††	††	††	††	9	1 621	371	80	55
729	Miscellaneous personal services	††	††	††	††	5	331	122	30	30
73	Business services	††	††	††	††	43	14 409	4 905	1 131	460
731	Advertising	††	††	††	††	5	856	288	54	24
734	Services to dwellings and other buildings	††	††	††	††	8	364	84	18	23
737	Computer and data processing services	††	††	††	††	6	5 750	1 122	254	72
7392	Management, consulting, and public relations services	††	††	††	††	5	2 142	1 016	283	77
7394	Equipment rental and leasing services	††	††	††	††	3	578	111	24	6
Other 73	Other business services	††	††	††	††	16	4 719	2 284	498	258
75	Automotive repair, services, and garages	††	††	††	††	31	3 663	967	236	98
751	Automotive rental and leasing, without drivers	††	††	††	††	2	(D)	(D)	(D)	(D)
752	Automobile parking	††	††	††	††	-	-	-	-	-
753	Automotive repair shops	††	††	††	††	22	2 799	792	191	71
7538	General automotive repair shops	††	††	††	††	8	687	201	50	18
7531	Top and body repair shops	††	††	††	††	8	1 163	322	78	28
7534, 5, 9	Other automotive repair shops	††	††	††	††	6	949	269	63	25
754	Automotive services, except repair	††	††	††	††	7	(D)	(D)	(D)	(D)
76	Miscellaneous repair services	††	††	††	††	17	2 559	817	169	62
762	Electrical and electronic repair shops	††	††	††	††	6	476	78	17	11
7622	Radio and TV repair shops	††	††	††	††	3	(D)	(D)	(D)	(D)
7623, 9	Other electrical and electronic repair shops	††	††	††	††	3	(D)	(D)	(D)	(D)
764	Reupholstery and furniture repair	††	††	††	††	3	(D)	(D)	(D)	(D)
763, 9	Other repair shops and related services	††	††	††	††	8	(D)	(D)	(D)	(D)
78, 79	Amusement and recreation services, including motion pictures	††	††	††	††	27	(D)	(D)	(D)	(D)
781, 2	Motion picture production, distribution, and services	††	††	††	††	-	-	-	-	-
783	Motion picture theaters	††	††	††	††	4	(D)	(D)	(D)	(D)
792	Producers, orchestras, and entertainers	††	††	††	††	1	(D)	(D)	(D)	(D)
793	Bowling alleys and billiards and pool establishments	††	††	††	††	4	1 082	288	83	43
79 ex. 792, 3	Commercial sports and other amusement and recreation services	††	††	††	††	18	(D)	(D)	(D)	(D)
80, ex. 806	Health services, except hospitals	††	††	††	††	150	34 735	17 128	4 137	948
801	Offices of physicians	††	††	††	††	68	18 880	10 162	2 567	290
802	Offices of dentists	††	††	††	††	36	5 150	1 799	394	148
803	Offices of osteopathic physicians	††	††	††	††	20	3 627	2 003	492	85
8041	Offices of chiropractors	††	††	††	††	5	693	189	41	21
8042	Offices of optometrists	††	††	††	††	5	806	162	31	14
805	Nursing and personal care facilities	††	††	††	††	9	4 778	2 426	536	369
8049, 807, 8, 9	Other health services	††	††	††	††	7	801	387	76	21
81	Legal services	††	††	††	††	28	(D)	(D)	(D)	(D)
823, 4, 9	Selected educational services	††	††	††	††	1	(D)	(D)	(D)	(D)
891	Engineering, architectural, and surveying services	††	††	††	††	3	77	25	5	5
893	Accounting, auditing, and bookkeeping services	††	††	††	††	14	2 156	988	276	75
83, 892, 9	Social and other services	††	††	††	††	5	(D)	(D)	(D)	(D)
83	Social services	5	(D)	(D)	(D)	(D)
892, 9	Other services	-	-	-	-	-

Table 6. Summary Statistics for Firms Subject to Federal Income Tax for Counties With 300 Establishments or More: 1982—Con.

[For meaning of abbreviations and symbols, see introductory text. For explanation of terms and comparability of 1977 and 1982 censuses, see appendix A. For information on geographic areas followed by Δ, see appendix F.]

SIC code	Geographic area and kind of business or operation	All establishments				Establishments with payroll				
		Number	Receipts (\$1,000)	Unincorporated businesses or operations		Number	Receipts (\$1,000)	Annual payroll (\$1,000)	First quarter payroll (\$1,000)	Paid employees for pay period including March 12 (number)
				Individual proprietorships (number)	Partnerships (number)					
FAIRFIELD COUNTY										
	Total	††	††	††	††	377	62 175	23 453	5 200	2 288
70	Hotels, motels, and other lodging places	††	††	††	††	7	4 486	1 172	292	206
7011	Hotels, motor hotels, and motels.....	††	††	††	††	5	(D)	(D)	(D)	(D)
7011 pt.	Hotels.....	††	††	††	††	1	(D)	(D)	(D)	(D)
7011 pt.	Motels, motor hotels, and tourist courts.....	††	††	††	††	4	(D)	(D)	(D)	(D)
702, 3, 4	Other lodging places.....	††	††	††	††	2	(D)	(D)	(D)	(D)
72	Personal services	††	††	††	††	61	4 948	1 741	384	257
721	Laundry, cleaning, and garment services.....	††	††	††	††	12	1 367	434	102	67
7215	Coin-operated laundries and dry cleaning.....	††	††	††	††	6	464	133	36	29
721 ex.	Other laundry, cleaning, and garment services.....	††	††	††	††	6	903	301	66	38
7215	Power laundries, family and commercial*.....	**	**	**	**	-	-	-	-	-
7211	Dry-cleaning plants, except rug cleaning*.....	**	**	**	**	3	(D)	(D)	(D)	(D)
7216	Laundry and cleaning services, n.e.c.*.....	**	**	**	**	3	(D)	(D)	(D)	(D)
Other 721										
722	Photographic studios, portrait.....	††	††	††	††	4	(D)	(D)	(D)	(D)
723, 4	Beauty and barber shops	††	††	††	††	34	1 706	835	180	130
723	Beauty shops.....	††	††	††	††	32	(D)	(D)	(D)	(D)
724	Barber shops.....	††	††	††	††	2	(D)	(D)	(D)	(D)
725	Shoe repair, shoe shine, and hat-cleaning shops.....	††	††	††	††	-	-	-	-	-
726	Funeral service and crematories.....	††	††	††	††	6	912	167	38	18
729	Miscellaneous personal services.....	††	††	††	††	5	(D)	(D)	(D)	(D)
73	Business services	††	††	††	††	53	7 753	3 206	768	318
731	Advertising.....	††	††	††	††	2	(D)	(D)	(D)	(D)
734	Services to dwellings and other buildings.....	††	††	††	††	15	(D)	(D)	(D)	(D)
737	Computer and data processing services.....	††	††	††	††	2	(D)	(D)	(D)	(D)
7392	Management, consulting, and public relations services.....	††	††	††	††	10	(D)	(D)	(D)	(D)
7394	Equipment rental and leasing services.....	††	††	††	††	5	720	178	25	15
Other 73	Other business services.....	††	††	††	††	19	(D)	(D)	(D)	(D)
75	Automotive repair, services, and garages	††	††	††	††	38	5 701	1 558	343	133
751	Automotive rental and leasing, without drivers.....	††	††	††	††	1	(D)	(D)	(D)	(D)
752	Automobile parking.....	††	††	††	††	-	-	-	-	-
753	Automotive repair shops.....	††	††	††	††	30	4 699	1 168	260	110
7538	General automotive repair shops.....	††	††	††	††	13	1 971	492	105	49
7531	Top and body repair shops.....	††	††	††	††	8	1 080	337	74	33
7534, 5, 9	Other automotive repair shops.....	††	††	††	††	9	1 648	339	81	28
754	Automotive services, except repair.....	††	††	††	††	7	(D)	(D)	(D)	(D)
76	Miscellaneous repair services	††	††	††	††	11	1 490	448	101	35
762	Electrical and electronic repair shops.....	††	††	††	††	3	(D)	(D)	(D)	(D)
7622	Radio and TV repair shops.....	††	††	††	††	1	(D)	(D)	(D)	(D)
7623, 9	Other electrical and electronic repair shops.....	††	††	††	††	2	(D)	(D)	(D)	(D)
764	Reupholstery and furniture repair.....	††	††	††	††	1	(D)	(D)	(D)	(D)
763, 9	Other repair shops and related services.....	††	††	††	††	7	(D)	(D)	(D)	(D)
78, 79	Amusement and recreation services, including motion pictures	††	††	††	††	27	6 408	1 286	239	161
781, 2	Motion picture production, distribution, and services.....	††	††	††	††	-	-	-	-	-
783	Motion picture theaters.....	††	††	††	††	5	(D)	(D)	(D)	(D)
792	Producers, orchestras, and entertainers.....	††	††	††	††	1	(D)	(D)	(D)	(D)
793	Bowling alleys and billiards and pool establishments.....	††	††	††	††	6	(D)	(D)	(D)	(D)
79 ex. 792, 3	Commercial sports and other amusement and recreation services.....	††	††	††	††	15	4 376	639	105	61
80, ex. 806	Health services, except hospitals	††	††	††	††	121	25 659	12 018	2 573	972
801	Offices of physicians.....	††	††	††	††	57	9 702	5 015	1 047	216
802	Offices of dentists.....	††	††	††	††	29	4 275	1 518	285	119
803	Offices of osteopathic physicians.....	††	††	††	††	4	968	478	119	27
8041	Offices of chiropractors.....	††	††	††	††	4	376	143	16	10
8042	Offices of optometrists.....	††	††	††	††	8	640	137	42	19
805	Nursing and personal care facilities.....	††	††	††	††	9	8 065	4 040	916	522
8049, 807, 8, 9	Other health services.....	††	††	††	††	10	1 633	687	148	59
81	Legal services	††	††	††	††	29	2 976	820	198	81
823, 4, 9	Selected educational services	††	††	††	††	1	(D)	(D)	(D)	(D)
891	Engineering, architectural, and surveying services	††	††	††	††	2	(D)	(D)	(D)	(D)
893	Accounting, auditing, and bookkeeping services	††	††	††	††	18	1 718	755	197	63
83, 892, 9	Social and other services	††	††	††	††	9	(D)	(D)	(D)	(D)
83	Social services.....	**	**	**	**	8	(D)	(D)	(D)	(D)
892, 9	Other services.....	**	**	**	**	1	(D)	(D)	(D)	(D)

Table 6. Summary Statistics for Firms Subject to Federal Income Tax for Counties With 300 Establishments or More: 1982—Con.

[For meaning of abbreviations and symbols, see introductory text. For explanation of terms and comparability of 1977 and 1982 censuses, see appendix A. For information on geographic areas followed by Δ, see appendix F]

SIC code	Geographic area and kind of business or operation	All establishments				Establishments with payroll				
		Number	Receipts (\$1,000)	Unincorporated businesses or operations		Number	Receipts (\$1,000)	Annual payroll (\$1,000)	First quarter payroll (\$1,000)	Paid employees for pay period including March 12 (number)
				Individual proprietorships (number)	Partnerships (number)					
FRANKLIN COUNTY										
	Total	††	††	††	††	5 373	2 183 888	817 854	196 491	57 211
70	Hotels, motels, and other lodging places	††	††	††	††	86	105 980	30 542	7 473	4 487
7011	Hotels, motor hotels, and motels.....	††	††	††	††	75	105 238	30 414	7 436	4 460
7011 pt.	Hotels.....	††	††	††	††	24	(D)	(D)	(D)	(D)
7011 pt.	Hotels, 25 guestrooms or more.....	††	††	††	††	22	(D)	(D)	(D)	(D)
7011 pt.	Hotels, less than 25 guestrooms.....	**	**	**	**	2	(D)	(D)	(D)	(D)
7011 pt.	Motels, motor hotels, and tourist courts.....	††	††	††	††	51	(D)	(D)	(D)	(D)
7011 pt.	Motels, tourist courts.....	**	**	**	**	44	(D)	(D)	(D)	(D)
7011 pt.	Motor hotels.....	**	**	**	**	7	9 688	2 579	613	385
702, 3, 4	Other lodging places.....	††	††	††	††	11	742	128	37	27
703	Travelling parks and camps.....	††	††	††	††	6	416	58	15	11
702, 4	Rooming, boarding, and membership lodging.....	††	††	††	††	5	326	70	22	16
72	Personal services	††	††	††	††	702	107 758	39 191	9 227	4 566
721	Laundry, cleaning, and garment services.....	††	††	††	††	195	42 309	15 098	3 589	1 691
7215	Coin-operated laundries and dry cleaning.....	††	††	††	††	61	9 962	2 253	555	329
721 ex.	Other laundry, cleaning, and garment services.....	††	††	††	††	134	32 347	12 845	3 034	1 362
7215	Power laundries, family and commercial*.....	**	**	**	**	3	(D)	(D)	(D)	(D)
7216	Dry-cleaning plants, except rug cleaning*.....	**	**	**	**	85	(D)	(D)	(D)	(D)
Other 721	Laundry and cleaning services, n.e.c.*.....	**	**	**	**	46	16 328	6 528	1 531	554
7212	Garment pressing and agents for laundries and dry cleaners.....	**	**	**	**	9	443	132	30	21
7213	Linen supply*.....	**	**	**	**	2	(D)	(D)	(D)	(D)
7217	Carpet and upholstery cleaning.....	**	**	**	**	19	3 038	1 087	200	89
7218	Industrial launderers*.....	**	**	**	**	8	(D)	(D)	(D)	(D)
7214, 9	Other laundry, garment services, including diaper*.....	**	**	**	**	8	2 047	702	167	69
722	Photographic studios, portrait.....	††	††	††	††	29	6 981	1 550	313	195
723, 4	Beauty and barber shops.....	††	††	††	††	321	29 692	14 331	3 399	1 619
723	Beauty shops.....	††	††	††	††	294	27 892	13 445	3 192	1 529
724	Barber shops.....	††	††	††	††	27	1 800	886	207	90
725	Shoe repair, shoe shine, and hat-cleaning shops.....	††	††	††	††	14	1 452	541	131	50
726	Funeral service and crematories.....	††	††	††	††	43	13 421	3 352	788	222
729	Miscellaneous personal services.....	††	††	††	††	100	13 903	4 319	1 007	789
73	Business services	††	††	††	††	1 069	765 670	284 739	69 664	21 045
731	Advertising.....	††	††	††	††	75	(D)	(D)	(D)	(D)
7311	Advertising agencies.....	††	††	††	††	58	13 957	6 676	1 598	364
7312	Outdoor advertising services.....	**	**	**	**	7	(D)	(D)	(D)	(D)
7313	Radio, TV, publishers' advertising representatives.....	**	**	**	**	4	(D)	(D)	(D)	(D)
7319	Advertising, n.e.c.....	**	**	**	**	6	(D)	(D)	(D)	(D)
734	Services to dwellings and other buildings.....	††	††	††	††	133	(D)	(D)	(D)	(D)
7341	Window cleaning.....	**	**	**	**	5	(D)	(D)	(D)	(D)
7342	Disinfecting and exterminating services.....	**	**	**	**	19	6 561	3 092	843	298
7349	Cleaning and maintenance services, n.e.c.....	**	**	**	**	109	26 199	14 799	3 501	2 945
737	Computer and data processing services.....	††	††	††	††	105	(D)	(D)	(D)	(D)
7372	Computer programming and other software services.....	**	**	**	**	44	(D)	(D)	(D)	(D)
7374	Data processing services.....	**	**	**	**	44	(D)	(D)	(D)	(D)
7379	Computer related services, n.e.c.....	**	**	**	**	17	13 898	3 782	830	174
7392	Management, consulting, and public relations services.....	††	††	††	††	237	191 274	57 087	14 258	3 294
7394	Equipment rental and leasing services.....	††	††	††	††	75	41 040	8 987	2 130	573
Other 73	Other business services.....	††	††	††	††	444	351 422	150 876	36 166	11 320
732	Credit reporting, collection agencies.....	**	**	**	**	36	33 024	9 921	2 269	789
7331	Direct mail advertising services.....	**	**	**	**	13	7 398	3 119	698	271
7332	Blueprinting and photocopying services.....	**	**	**	**	19	(D)	(D)	(D)	(D)
7333	Commercial photography, art, and graphics.....	**	**	**	**	36	12 361	3 407	732	202
7339	Stenographic services; and reproduction services, n.e.c.....	**	**	**	**	26	(D)	(D)	(D)	(D)
736	Personnel supply services.....	**	**	**	**	96	(D)	(D)	(D)	(D)
7361	Employment agencies.....	**	**	**	**	55	11 097	6 149	1 558	547
7362	Help supply services.....	**	**	**	**	40	(D)	(D)	(D)	(D)
7369	Facilities management services.....	**	**	**	**	1	(D)	(D)	(D)	(D)
7391	Research and development laboratories.....	**	**	**	**	14	(D)	(D)	(D)	(D)
7397	Testing laboratories and facilities.....	**	**	**	**	11	(D)	(D)	(D)	(D)
7393	Detective agencies and protective services.....	**	**	**	**	50	(D)	(D)	(D)	(D)
7395	Photofinishing laboratories*.....	**	**	**	**	19	12 623	2 653	607	381
7399 pt.	Sign painting shops.....	**	**	**	**	8	1 138	435	101	38
7399 pt.	Interior designing.....	**	**	**	**	13	(D)	(D)	(D)	(D)
7399 pt.	Telephone answering services.....	**	**	**	**	12	(D)	(D)	(D)	(D)
735, 7396, 7399 pt.	Other business services, n.e.c.....	**	**	**	**	91	(D)	(D)	(D)	(D)

Table 6. Summary Statistics for Firms Subject to Federal Income Tax for Counties With 300 Establishments or More: 1982—Con.

[For meaning of abbreviations and symbols, see introductory text. For explanation of terms and comparability of 1977 and 1982 censuses, see appendix A. For information on geographic areas followed by Δ, see appendix F]

SIC code	Geographic area and kind of business or operation	All establishments				Establishments with payroll				
		Number	Receipts (\$1,000)	Unincorporated businesses or operations		Number	Receipts (\$1,000)	Annual payroll (\$1,000)	First quarter payroll (\$1,000)	Paid employees for pay period including March 12 (number)
				Individual proprietorships (number)	Partnerships (number)					
FRANKLIN COUNTY—Con.										
75	Automotive repair, services, and garages.....	††	††	††	††	449	156 355	34 232	8 527	2 759
751	Automotive rental and leasing, without drivers	††	††	††	††	61	(D)	(D)	(D)	(D)
752	Automobile parking	††	††	††	††	67	7 206	1 305	307	195
7523	Parking lots	††	††	††	††	59	4 615	823	184	144
7525	Parking structures	**	**	**	**	8	2 591	482	123	51
753	Automotive repair shops.....	††	††	††	††	274	68 434	20 931	4 973	1 438
7538	General automotive repair shops	††	††	††	††	98	20 713	6 403	1 534	471
7538 pt.	General automotive repair shops, except diesel	††	††	††	††	89	(D)	(D)	(D)	(D)
7538 pt.	Diesel repair shops	**	**	**	**	9	(D)	(D)	(D)	(D)
7531	Top and body repair shops	††	††	††	††	71	18 445	5 776	1 447	373
7534, 5, 9	Other automotive repair shops	††	††	††	††	105	29 276	8 752	1 992	594
7534	Tire retreading and repair shops	**	**	**	**	5	(D)	(D)	(D)	(D)
7535	Paint shops	**	**	**	**	10	(D)	(D)	(D)	(D)
7539 pt.	Auto electrical and fuel system services	**	**	**	**	9	1 819	703	169	56
7539 pt.	Radiator repair	**	**	**	**	5	(D)	(D)	(D)	(D)
7539 pt.	Glass replacement and repair	**	**	**	**	4	(D)	(D)	(D)	(D)
7539 pt.	Brake, front end, and wheel alignment	**	**	**	**	19	(D)	(D)	(D)	(D)
7539 pt.	Exhaust system services (muffler shops)	**	**	**	**	21	(D)	(D)	(D)	(D)
7539 pt.	Transmission repair shops	**	**	**	**	23	5 359	1 690	403	112
7539 pt.	Other automotive repair shops, n.e.c.	**	**	**	**	9	1 568	455	87	26
754	Automotive services, except repair	††	††	††	††	47	(D)	(D)	(D)	(D)
7542	Car washes	**	**	**	**	21	(D)	(D)	(D)	(D)
7549	Other automotive services	**	**	**	**	26	5 796	1 807	429	181
76	Miscellaneous repair services	††	††	††	††	202	123 558	33 360	8 114	2 105
762	Electrical and electronic repair shops	††	††	††	††	63	27 864	8 693	1 919	564
7622	Radio and TV repair shops	††	††	††	††	20	(D)	(D)	(D)	(D)
7623, 9	Other electrical and electronic repair shops	††	††	††	††	43	(D)	(D)	(D)	(D)
7623	Refrigeration and air-conditioning repair shops	††	††	††	††	15	(D)	(D)	(D)	(D)
7629	Electrical and electronic repair shops, n.e.c.	**	**	**	**	28	8 541	2 334	564	152
764	Reupholstery and furniture repair	††	††	††	††	20	2 297	994	227	98
763, 9	Other repair shops and related services	††	††	††	††	119	93 397	23 673	5 968	1 443
763	Watch, clock, and jewelry repair	**	**	**	**	11	1 694	538	107	53
769	Miscellaneous repair and related services	**	**	**	**	108	91 703	23 135	5 861	1 390
7692	Welding repair	**	**	**	**	5	(D)	(D)	(D)	(D)
7694	Armature rewinding shops	**	**	**	**	11	64 340	14 387	3 796	689
7699	Repair shops and related services, n.e.c.	**	**	**	**	92	(D)	(D)	(D)	(D)
78, 79	Amusement and recreation services, including motion pictures...	††	††	††	††	232	74 661	18 700	3 713	2 553
781, 2	Motion picture production, distribution, and services	††	††	††	††	13	3 062	971	268	72
783	Motion picture theaters.....	††	††	††	††	33	13 680	1 991	433	365
7832	Motion picture theaters, except drive-in	††	††	††	††	26	12 361	1 755	422	339
7833	Drive-in motion picture theaters	**	**	**	**	7	1 319	236	11	26
792	Producers, orchestras, and entertainers	††	††	††	††	17	(D)	(D)	(D)	(D)
7922	Theatrical producers (except motion picture) and miscellaneous theatrical services	**	**	**	**	4	424	199	51	23
7929	Bands, orchestras, actors, and other entertainers and entertainment groups	**	**	**	**	13	(D)	(D)	(D)	(D)
793	Bowling alleys and billiards and pool establishments	††	††	††	††	30	(D)	(D)	(D)	(D)
7932	Billiard and pool establishments.....	††	††	††	††	3	(D)	(D)	(D)	(D)
7933	Bowling alleys	††	††	††	††	27	12 966	4 029	1 017	592
79 ex. 792, 3	Commercial sports and other amusement and recreation services	††	††	††	††	139	42 698	11 144	1 865	1 463
794	Commercial sports.....	††	††	††	††	13	(D)	(D)	(D)	(D)
7941	Professional sports clubs, managers, promoters	††	††	††	††	4	5 073	1 530	196	177
7948	Racing, including track operation	††	††	††	††	9	(D)	(D)	(D)	(D)
79 ex. 792, 3, 4	Other amusement and recreation services	††	††	††	††	126	(D)	(D)	(D)	(D)
791	Dance halls, studios, and schools	**	**	**	**	13	1 492	457	123	96
7992	Public golf courses	**	**	**	**	8	(D)	(D)	(D)	(D)
7993	Coin-operated amusement device operators	**	**	**	**	21	4 667	892	177	96
7996	Amusement parks	**	**	**	**	-	-	-	-	-
7997	Membership sports and recreation clubs	**	**	**	**	35	6 275	1 780	305	242
7999	Amusement and recreation services, n.e.c.	**	**	**	**	49	(D)	(D)	(D)	(D)
7999 pt.	Concession operators of amusement devices, rides	**	**	**	**	3	209	39	17	13
7999 pt.	Carnivals, circuses, and fairs.....	**	**	**	**	1	(D)	(D)	(D)	(D)
7999 pt.	Other commercial recreation and amusements.....	**	**	**	**	45	6 349	2 582	512	317

Table 6. Summary Statistics for Firms Subject to Federal Income Tax for Counties With 300 Establishments or More: 1982—Con.

[For meaning of abbreviations and symbols, see introductory text. For explanation of terms and comparability of 1977 and 1982 censuses, see appendix A. For information on geographic areas followed by Δ, see appendix F]

SIC code	Geographic area and kind of business or operation	All establishments				Establishments with payroll				
		Number	Receipts (\$1,000)	Unincorporated businesses or operations		Number	Receipts (\$1,000)	Annual payroll (\$1,000)	First quarter payroll (\$1,000)	Paid employees for pay period including March 12 (number)
				Individual proprietorships (number)	Partnerships (number)					
FRANKLIN COUNTY—Con.										
80, ex. 806	Health services, except hospitals	††	††	††	††	1 523	465 914	217 720	50 956	10 829
801	Offices of physicians	††	††	††	††	710	240 024	125 668	29 711	3 547
802	Offices of dentists	††	††	††	††	436	73 972	27 051	6 382	1 987
803	Offices of osteopathic physicians	††	††	††	††	67	22 583	12 305	2 686	515
8041	Offices of chiropractors	††	††	††	††	23	3 357	913	160	69
8042	Offices of optometrists	††	††	††	††	74	9 022	2 131	478	209
805	Nursing and personal care facilities	††	††	††	††	33	42 710	20 860	5 100	2 473
8049, 807, 8, 9	Other health services	††	††	††	††	180	74 246	28 792	6 439	2 029
807	Medical and dental laboratories	††	††	††	††	52	(D)	(D)	(D)	(D)
8071	Medical laboratories	††	††	††	††	21	(D)	(D)	(D)	(D)
8072	Dental laboratories	††	††	††	††	31	(D)	(D)	(D)	(D)
8049, 808, 9	Other health services, n.e.c.	††	††	††	††	128	(D)	(D)	(D)	(D)
81	Legal services	††	††	††	††	520	151 041	51 347	12 544	2 695
823, 4, 9	Selected educational services	††	††	††	††	42	8 102	3 388	878	465
823	Libraries and information centers	**	**	**	**	1	(D)	(D)	(D)	(D)
824	Correspondence schools and vocational schools	**	**	**	**	19	(D)	(D)	(D)	(D)
829	Schools and educational services, n.e.c.	**	**	**	**	22	1 934	618	144	100
891	Engineering, architectural, and surveying services	††	††	††	††	229	122 117	63 575	15 732	2 719
891 pt.	Architectural services	**	**	**	**	98	(D)	(D)	(D)	(D)
891 pt.	Engineering services	**	**	**	**	118	75 319	43 137	10 417	1 815
891 pt.	Surveying services	**	**	**	**	13	(D)	(D)	(D)	(D)
893	Accounting, auditing, and bookkeeping services	††	††	††	††	203	81 682	32 842	7 834	1 903
83, 892, 9	Social and other services	††	††	††	††	116	21 050	8 218	1 829	1 085
83	Social services	**	**	**	**	96	(D)	(D)	(D)	(D)
835	Child day care services	**	**	**	**	59	(D)	(D)	(D)	(D)
832, 3, 6, 9	Other social services	**	**	**	**	37	10 893	3 905	815	393
892, 9	Other services	**	**	**	**	20	(D)	(D)	(D)	(D)
GEAUGA COUNTY										
	Total	††	††	††	††	324	59 439	22 306	5 426	1 700
70	Hotels, motels, and other lodging places	††	††	††	††	5	1 415	331	111	37
7011	Hotels, motor hotels, and motels	††	††	††	††	3	(D)	(D)	(D)	(D)
7011 pt.	Hotels	††	††	††	††	-	-	-	-	-
7011 pt.	Motels, motor hotels, and tourist courts	††	††	††	††	3	(D)	(D)	(D)	(D)
702, 3, 4	Other lodging places	††	††	††	††	2	(D)	(D)	(D)	(D)
72	Personal services	††	††	††	††	34	2 660	951	213	135
721	Laundry, cleaning, and garment services	††	††	††	††	5	547	177	41	35
7215	Coin-operated laundries and dry cleaning	††	††	††	††	-	-	-	-	-
721 ex. 7215	Other laundry, cleaning, and garment services	††	††	††	††	5	547	177	41	35
7211	Power laundries, family and commercial*	**	**	**	**	-	-	-	-	-
7216	Dry-cleaning plants, except rug cleaning*	**	**	**	**	5	547	177	41	35
Other 721	Laundry and cleaning services, n.e.c.*	**	**	**	**	-	-	-	-	-
722	Photographic studios, portrait	††	††	††	††	1	(D)	(D)	(D)	(D)
723, 4	Beauty and barber shops	††	††	††	††	22	1 369	617	135	75
723	Beauty shops	††	††	††	††	18	(D)	(D)	(D)	(D)
724	Barber shops	††	††	††	††	3	(D)	(D)	(D)	(D)
725	Shoe repair, shoe shine, and hat-cleaning shops	††	††	††	††	-	-	-	-	-
726	Funeral service and crematories	††	††	††	††	3	412	56	11	7
729	Miscellaneous personal services	††	††	††	††	3	(D)	(D)	(D)	(D)
73	Business services	††	††	††	††	52	9 316	2 860	590	228
731	Advertising	††	††	††	††	2	(D)	(D)	(D)	(D)
734	Services to dwellings and other buildings	††	††	††	††	9	750	349	75	56
737	Computer and data processing services	††	††	††	††	3	(D)	(D)	(D)	(D)
7392	Management, consulting, and public relations services	††	††	††	††	15	2 709	456	109	35
7394	Equipment rental and leasing services	††	††	††	††	6	1 679	484	106	33
Other 73	Other business services	††	††	††	††	17	3 141	1 125	200	68
75	Automotive repair, services, and garages	††	††	††	††	32	9 131	2 663	618	174
751	Automotive rental and leasing, without drivers	††	††	††	††	5	1 584	181	39	13
752	Automobile parking	††	††	††	††	-	-	-	-	-
753	Automotive repair shops	††	††	††	††	23	7 237	2 372	548	142
7538	General automotive repair shops	††	††	††	††	10	4 690	1 607	400	86
7531	Top and body repair shops	††	††	††	††	12	(D)	(D)	(D)	(D)
7534, 5, 9	Other automotive repair shops	††	††	††	††	1	(D)	(D)	(D)	(D)
754	Automotive services, except repair	††	††	††	††	4	310	110	31	19

Table 6. **Summary Statistics for Firms Subject to Federal Income Tax for Counties With 300 Establishments or More: 1982—Con.**

[For meaning of abbreviations and symbols, see introductory text. For explanation of terms and comparability of 1977 and 1982 censuses, see appendix A. For information on geographic areas followed by Δ, see appendix F.]

SIC code	Geographic area and kind of business or operation	All establishments				Establishments with payroll				
		Number	Receipts (\$1,000)	Unincorporated businesses or operations		Number	Receipts (\$1,000)	Annual payroll (\$1,000)	First quarter payroll (\$1,000)	Paid employees for pay period including March 12 (number)
				Individual proprietorships (number)	Partnerships (number)					
GEAUGA COUNTY—Con.										
76	Miscellaneous repair services -----	††	††	††	††	15	1 684	368	85	34
762	Electrical and electronic repair shops -----	††	††	††	††	4	200	63	13	4
7622	Radio and TV repair shops -----	††	††	††	††	2	(D)	(D)	(D)	(D)
7623, 9	Other electrical and electronic repair shops -----	††	††	††	††	2	(D)	(D)	(D)	(D)
764	Reupholstery and furniture repair -----	††	††	††	††	2	(D)	(D)	(D)	(D)
763, 9	Other repair shops and related services -----	††	††	††	††	9	(D)	(D)	(D)	(D)
78, 79	Amusement and recreation services, including motion pictures..	††	††	††	††	33	8 497	2 212	363	251
781, 2	Motion picture production, distribution, and services -----	††	††	††	††	1	(D)	(D)	(D)	(D)
783	Motion picture theaters -----	††	††	††	††	5	663	176	21	20
792	Producers, orchestras, and entertainers -----	††	††	††	††	-	-	-	-	-
793	Bowling alleys and billiards and pool establishments -----	††	††	††	††	2	(D)	(D)	(D)	(D)
79 ex. 792, 3	Commercial sports and other amusement and recreation services ..	††	††	††	††	25	7 066	1 828	282	191
80, ex. 806	Health services, except hospitals -----	††	††	††	††	75	18 212	9 359	2 450	611
801	Offices of physicians -----	††	††	††	††	31	7 743	4 576	1 253	166
802	Offices of dentists -----	††	††	††	††	23	3 344	1 115	291	83
803	Offices of osteopathic physicians -----	††	††	††	††	3	(U)	(D)	(D)	(D)
8041	Offices of chiropractors -----	††	††	††	††	2	(D)	(D)	(D)	(D)
8042	Offices of optometrists -----	††	††	††	††	5	759	258	63	19
805	Nursing and personal care facilities -----	††	††	††	††	6	4 555	2 485	629	291
8049, 807, 8, 9	Other health services -----	††	††	††	††	5	889	470	128	34
81	Legal services -----	††	††	††	††	29	3 142	1 330	322	73
823, 4, 9	Selected educational services -----	††	††	††	††	4	327	104	20	18
891	Engineering, architectural, and surveying services -----	††	††	††	††	21	2 714	1 191	339	65
893	Accounting, auditing, and bookkeeping services -----	††	††	††	††	17	1 646	718	265	39
83, 892, 9	Social and other services -----	††	††	††	††	7	695	219	50	35
83	Social services -----	4	(D)	(D)	(D)	(D)
892, 9	Other services -----	3	(D)	(D)	(D)	(D)
GREENE COUNTY										
	Total -----	††	††	††	††	455	140 791	58 791	13 015	4 413
70	Hotels, motels, and other lodging places -----	††	††	††	††	7	4 046	945	252	345
7011	Hotels, motor hotels, and motels -----	††	††	††	††	7	4 046	945	252	345
7011 pt.	Hotels -----	††	††	††	††	2	(D)	(D)	(D)	(D)
7011 pt.	Motels, motor hotels, and tourist courts -----	††	††	††	††	5	(D)	(D)	(D)	(D)
702, 3, 4	Other lodging places -----	††	††	††	††	-	-	-	-	-
72	Personal services -----	††	††	††	††	84	8 410	3 127	713	391
721	Laundry, cleaning, and garment services -----	††	††	††	††	20	(D)	(D)	(D)	(D)
7215	Coin-operated laundries and dry cleaning -----	††	††	††	††	8	(D)	(D)	(D)	(D)
721 ex. 7215	Other laundry, cleaning, and garment services -----	††	††	††	††	12	(D)	(D)	(D)	(D)
7211	Power laundries, family and commercial* -----	-	-	-	-	-
7216	Dry-cleaning plants, except rug cleaning* -----	7	(D)	(D)	(D)	(D)
Other 721	Laundry and cleaning services, n.e.c.* -----	5	233	70	18	14
722	Photographic studios, portrait -----	††	††	††	††	5	658	190	39	23
723, 4	Beauty and barber shops -----	††	††	††	††	43	2 686	1 342	317	192
723	Beauty shops -----	††	††	††	††	41	(D)	(D)	(D)	(D)
724	Barber shops -----	††	††	††	††	2	(D)	(D)	(D)	(D)
725	Shoe repair, shoe shine, and hat-cleaning shops -----	††	††	††	††	-	-	-	-	-
726	Funeral service and crematories -----	††	††	††	††	8	2 218	754	149	45
729	Miscellaneous personal services -----	††	††	††	††	8	(D)	(D)	(D)	(D)
73	Business services -----	††	††	††	††	55	60 054	28 017	5 524	1 367
731	Advertising -----	††	††	††	††	3	(D)	(D)	(D)	(D)
734	Services to dwellings and other buildings -----	††	††	††	††	6	1 426	810	224	191
737	Computer and data processing services -----	††	††	††	††	6	(D)	(D)	(D)	(D)
7392	Management, consulting, and public relations services -----	††	††	††	††	13	7 821	3 304	782	144
7394	Equipment rental and leasing services -----	††	††	††	††	2	(D)	(D)	(D)	(D)
Other 73	Other business services -----	††	††	††	††	25	24 200	9 777	2 350	533
75	Automotive repair, services, and garages -----	††	††	††	††	48	7 743	1 865	410	141
751	Automotive rental and leasing, without drivers -----	††	††	††	††	1	(D)	(D)	(D)	(D)
752	Automobile parking -----	††	††	††	††	1	(D)	(D)	(D)	(D)
753	Automotive repair shops -----	††	††	††	††	41	(D)	(D)	(D)	(D)
7538	General automotive repair shops -----	††	††	††	††	17	3 062	688	156	52
7531	Top and body repair shops -----	††	††	††	††	17	(D)	(D)	(D)	(D)
7534, 5, 9	Other automotive repair shops -----	††	††	††	††	7	2 021	505	107	36
754	Automotive services, except repair -----	††	††	††	††	5	716	213	52	15

Table 6. Summary Statistics for Firms Subject to Federal Income Tax for Counties With 300 Establishments or More: 1982—Con.

[For meaning of abbreviations and symbols, see introductory text. For explanation of terms and comparability of 1977 and 1982 censuses, see appendix A. For information on geographic areas followed by Δ, see appendix F]

SIC code	Geographic area and kind of business or operation	All establishments				Establishments with payroll				
		Number	Receipts (\$1,000)	Unincorporated businesses or operations		Number	Receipts (\$1,000)	Annual payroll (\$1,000)	First quarter payroll (\$1,000)	Paid employees for pay period including March 12 (number)
				Individual proprietorships (number)	Partnerships (number)					
GREENE COUNTY—Con.										
76	Miscellaneous repair services	††	††	††	††	19	2 955	866	223	79
762	Electrical and electronic repair shops	††	††	††	††	8	808	200	43	21
7622	Radio and TV repair shops	††	††	††	††	5	488	110	23	14
7623, 9	Other electrical and electronic repair shops	††	††	††	††	3	320	90	20	7
764	Reupholstery and furniture repair	††	††	††	††	-	(D)	(D)	(D)	(D)
763, 9	Other repair shops and related services	††	††	††	††	11	(D)	(D)	(D)	(D)
78, 79	Amusement and recreation services, including motion pictures	††	††	††	††	29	7 496	1 664	401	263
781, 2	Motion picture production, distribution, and services	††	††	††	††	-	-	-	-	-
783	Motion picture theaters	††	††	††	††	7	(D)	(D)	(D)	(D)
792	Producers, orchestras, and entertainers	††	††	††	††	1	(D)	(D)	(D)	(D)
793	Bowling alleys and billiards and pool establishments	††	††	††	††	5	2 414	571	168	104
79 ex. 792, 3	Commercial sports and other amusement and recreation services	††	††	††	††	16	2 293	627	103	90
80, ex. 806	Health services, except hospitals	††	††	††	††	136	36 069	16 584	4 033	1 432
801	Offices of physicians	††	††	††	††	49	12 747	6 711	1 665	362
802	Offices of dentists	††	††	††	††	37	5 623	1 992	440	147
803	Offices of osteopathic physicians	††	††	††	††	7	1 194	420	86	20
8041	Offices of chiropractors	††	††	††	††	7	833	192	46	18
8042	Offices of optometrists	††	††	††	††	14	2 633	573	132	60
805	Nursing and personal care facilities	††	††	††	††	10	11 156	5 908	1 517	752
8049, 807, 8, 9	Other health services	††	††	††	††	12	1 883	788	147	73
81	Legal services	††	††	††	††	28	5 143	1 656	526	107
823, 4, 9	Selected educational services	††	††	††	††	3	(D)	(D)	(D)	(D)
891	Engineering, architectural, and surveying services	††	††	††	††	18	6 211	3 010	708	149
893	Accounting, auditing, and bookkeeping services	††	††	††	††	14	943	358	86	35
83, 892, 9	Social and other services	††	††	††	††	14	(D)	(D)	(D)	(D)
83	Social services	14	(D)	(D)	(D)	(D)
892, 9	Other services	-	-	-	-	-
HAMILTON COUNTY										
	Total	††	††	††	††	5 404	2 176 744	859 450	205 950	62 047
70	Hotels, motels, and other lodging places	††	††	††	††	68	118 007	35 804	8 396	3 972
7011	Hotels, motor hotels, and motels	††	††	††	††	59	(D)	(D)	(D)	(D)
7011 pt.	Hotels	††	††	††	††	21	80 924	25 943	6 215	2 598
7011 pt.	Hotels, 25 guestrooms or more	20	(D)	(D)	(D)	(D)
7011 pt.	Hotels, less than 25 guestrooms	1	(D)	(D)	(D)	(D)
7011 pt.	Motels, motor hotels, and tourist courts	††	††	††	††	38	(D)	(D)	(D)	(D)
7011 pt.	Motels, tourist courts	35	33 116	8 441	1 838	1 199
7011 pt.	Motor hotels	3	(D)	(D)	(D)	(D)
702, 3, 4	Other lodging places	††	††	††	††	9	(D)	(D)	(D)	(D)
703	Trailer parks and camps	††	††	††	††	3	(D)	(D)	(D)	(D)
702, 4	Rooming, boarding, and membership lodging	††	††	††	††	6	(D)	(D)	(D)	(D)
72	Personal services	††	††	††	††	773	122 896	45 395	10 794	5 306
721	Laundry, cleaning, and garment services	††	††	††	††	201	51 856	18 417	4 207	1 883
7215	Coin-operated laundries and dry cleaning	††	††	††	††	26	5 371	1 066	218	120
721 ex. 7215	Other laundry, cleaning, and garment services	††	††	††	††	175	46 485	17 351	3 989	1 763
7211	Power laundries, family and commercial*	6	3 374	1 815	448	179
7216	Dry-cleaning plants, except rug cleaning*	114	(D)	(D)	(D)	(D)
Other 721	Laundry and cleaning services, n.e.c.*	55	(D)	(D)	(D)	(D)
7212	Garment pressing and agents for laundries and dry cleaners	14	865	297	64	45
7213	Linen supply*	5	8 043	3 315	812	244
7217	Carpet and upholstery cleaning	23	3 403	1 094	216	108
7218	Industrial launderers*	4	11 036	3 130	708	210
7214, 9	Other laundry, garment services, including diaper*	9	(D)	(D)	(D)	(D)
722	Photographic studios, portrait	††	††	††	††	33	7 468	1 991	422	202
723, 4	Beauty and barber shops	††	††	††	††	363	31 833	15 860	3 837	1 854
723	Beauty shops	††	††	††	††	319	28 174	14 198	3 407	1 692
724	Barber shops	††	††	††	††	44	3 659	1 662	430	162
725	Shoe repair, shoe shine, and hat-cleaning shops	††	††	††	††	16	1 466	465	105	66
726	Funeral service and crematories	††	††	††	††	75	17 943	4 703	1 145	378
729	Miscellaneous personal services	††	††	††	††	85	12 330	3 959	1 078	923

Table 6. Summary Statistics for Firms Subject to Federal Income Tax for Counties With 300 Establishments or More: 1982—Con.

[For meaning of abbreviations and symbols, see introductory text. For explanation of terms and comparability of 1977 and 1982 censuses, see appendix A. For information on geographic areas followed by Δ, see appendix F]

SIC code	Geographic area and kind of business or operation	All establishments				Establishments with payroll				
		Number	Receipts (\$1,000)	Unincorporated businesses or operations		Number	Receipts (\$1,000)	Annual payroll (\$1,000)	First quarter payroll (\$1,000)	Paid employees for pay period including March 12 (number)
				Individual proprie-torships (number)	Part-nerships (number)					
HAMILTON COUNTY—Con.										
73	Business services -----	††	††	††	††	1 113	608 626	243 095	57 650	23 066
731	Advertising.....	††	††	††	††	87	57 896	22 366	5 169	1 200
7311	Advertising agencies.....	**	**	**	**	70	28 574	14 733	3 480	675
7312	Outdoor advertising services.....	**	**	**	**	4	(D)	(D)	(D)	(D)
7313	Radio, TV, publishers' advertising representatives.....	**	**	**	**	7	(D)	(D)	(D)	(D)
7313	Advertising, n.e.c.....	**	**	**	**	6	(D)	(D)	(D)	(D)
734	Services to dwellings and other buildings.....	††	††	††	††	146	(D)	(D)	(D)	(D)
7341	Window cleaning.....	**	**	**	**	13	(D)	(D)	(D)	(D)
7342	Disinfecting and exterminating services.....	**	**	**	**	27	7 780	3 241	738	201
7349	Cleaning and maintenance services, n.e.c.....	**	**	**	**	106	31 171	18 402	4 416	4 239
737	Computer and data processing services.....	††	††	††	††	101	91 859	31 441	7 383	1 916
7372	Computer programming and other software services.....	**	**	**	**	39	(D)	(D)	(D)	(D)
7374	Data processing services.....	**	**	**	**	35	41 576	13 364	3 133	764
7379	Computer related services, n.e.c.....	**	**	**	**	27	(D)	(D)	(D)	(D)
7392	Management, consulting, and public relations services.....	††	††	††	††	212	(D)	(D)	(D)	(D)
7394	Equipment rental and leasing services.....	††	††	††	††	70	(D)	(D)	(D)	(D)
Other 73	Other business services.....	††	††	††	††	497	(D)	(D)	(D)	(D)
732	Credit reporting, collection agencies.....	**	**	**	**	21	5 968	1 996	574	238
7331	Direct mail advertising services.....	**	**	**	**	12	(D)	(D)	(D)	(D)
7332	Blueprinting and photocopying services.....	**	**	**	**	21	5 399	1 660	381	150
7333	Commercial photography, art, and graphics.....	**	**	**	**	86	33 428	13 236	3 123	589
7339	Stenographic services; and reproduction services, n.e.c.....	**	**	**	**	22	(D)	(D)	(D)	(D)
736	Personnel supply services.....	**	**	**	**	111	(D)	(D)	(D)	(D)
7361	Employment agencies.....	**	**	**	**	64	11 147	6 586	1 698	645
7362	Help supply services.....	**	**	**	**	45	39 955	24 630	5 714	5 030
7369	Facilities management services.....	**	**	**	**	2	(D)	(D)	(D)	(D)
7391	Research and development laboratories.....	**	**	**	**	7	3 127	1 246	235	62
7397	Testing laboratories and facilities.....	**	**	**	**	10	(D)	(D)	(D)	(D)
7393	Detective agencies and protective services.....	**	**	**	**	49	(D)	(D)	(D)	(D)
7395	Photofinishing laboratories*.....	**	**	**	**	21	(D)	(D)	(D)	(D)
7399 pt.	Sign painting shops.....	**	**	**	**	12	2 004	697	156	54
7399 pt.	Interior designing.....	**	**	**	**	15	3 480	963	211	84
7399 pt.	Telephone answering services.....	**	**	**	**	10	(D)	(D)	(D)	(D)
735, 7396, 7399 pt.	Other business services, n.e.c.....	**	**	**	**	100	(D)	(D)	(D)	(D)
75	Automotive repair, services, and garages -----	††	††	††	††	517	169 046	37 019	8 952	2 789
751	Automotive rental and leasing, without drivers.....	††	††	††	††	47	77 516	10 626	2 752	609
752	Automobile parking.....	††	††	††	††	97	(D)	(D)	(D)	(D)
7523	Parking lots.....	**	**	**	**	83	(D)	(D)	(D)	(D)
7525	Parking structures.....	**	**	**	**	14	3 805	1 014	218	104
753	Automotive repair shops.....	††	††	††	††	326	74 752	22 404	5 281	1 643
7538	General automotive repair shops.....	††	††	††	††	135	32 179	9 338	2 245	695
7538 pt.	General automotive repair shops, except diesel.....	**	**	**	**	128	28 254	8 220	1 957	618
7538 pt.	Diesel repair shops.....	**	**	**	**	7	3 925	1 118	288	77
7531	Top and body repair shops.....	††	††	††	††	89	16 866	5 309	1 275	390
7534, 5, 9	Other automotive repair shops.....	††	††	††	††	102	25 707	7 757	1 761	558
7534	Tire retreading and repair shops.....	**	**	**	**	5	2 501	860	227	54
7535	Paint shops.....	**	**	**	**	14	(D)	(D)	(D)	(D)
7539 pt.	Auto electrical and fuel system services.....	**	**	**	**	5	(D)	(D)	(D)	(D)
7539 pt.	Radiator repair.....	**	**	**	**	11	(D)	(D)	(D)	(D)
7539 pt.	Glass replacement and repair.....	**	**	**	**	6	(D)	(D)	(D)	(D)
7539 pt.	Brake, front end, and wheel alignment.....	**	**	**	**	14	(D)	(D)	(D)	(D)
7539 pt.	Exhaust system services (muffler shops).....	**	**	**	**	17	4 180	1 030	200	68
7539 pt.	Transmission repair shops.....	**	**	**	**	25	6 789	2 167	568	166
7539 pt.	Other automotive repair shops, n.e.c.....	**	**	**	**	5	(D)	(D)	(D)	(D)
754	Automotive services, except repair.....	††	††	††	††	47	(D)	(D)	(D)	(D)
7542	Car washes.....	**	**	**	**	33	4 135	1 309	318	231
7549	Other automotive services.....	**	**	**	**	14	(D)	(D)	(D)	(D)
76	Miscellaneous repair services -----	††	††	††	††	239	71 667	24 168	5 349	1 444
762	Electrical and electronic repair shops.....	††	††	††	††	64	19 971	7 156	1 559	391
7622	Radio and TV repair shops.....	††	††	††	††	33	7 514	2 729	523	145
7623, 9	Other electrical and electronic repair shops.....	††	††	††	††	31	12 457	4 427	1 036	246
7623	Refrigeration and air-conditioning repair shops.....	**	**	**	**	7	2 714	842	172	38
7629	Electrical and electronic repair shops, n.e.c.....	**	**	**	**	24	9 743	3 585	864	208
764	Reupholstery and furniture repair.....	††	††	††	††	27	2 289	703	160	73
763, 9	Other repair shops and related services.....	††	††	††	††	148	49 407	16 309	3 630	980
763	Watch, clock, and jewelry repair.....	**	**	**	**	14	(D)	(D)	(D)	(D)
769	Miscellaneous repair and related services.....	**	**	**	**	134	(D)	(D)	(D)	(D)
7692	Welding repair.....	**	**	**	**	21	3 003	1 180	263	91
7694	Armature rewinding shops.....	**	**	**	**	14	21 905	6 820	1 545	342
7699	Repair shops and related services, n.e.c.....	**	**	**	**	99	(D)	(D)	(D)	(D)

Table 6. Summary Statistics for Firms Subject to Federal Income Tax for Counties With 300 Establishments or More: 1982—Con.

[For meaning of abbreviations and symbols, see introductory text. For explanation of terms and comparability of 1977 and 1982 censuses, see appendix A. For information on geographic areas followed by Δ, see appendix F]

SIC code	Geographic area and kind of business or operation	All establishments				Establishments with payroll				
		Number	Receipts (\$1,000)	Unincorporated businesses or operations		Number	Receipts (\$1,000)	Annual payroll (\$1,000)	First quarter payroll (\$1,000)	Paid employees for pay period including March 12 (number)
				Individual proprietorships (number)	Partnerships (number)					
HAMILTON COUNTY—Con.										
78, 79	Amusement and recreation services, including motion pictures...	††	††	††	††	223	248 959	70 276	16 594	5 632
781, 2	Motion picture production, distribution, and services	††	††	††	††	35	155 303	32 893	8 022	2 966
783	Motion picture theaters	††	††	††	††	30	(D)	(D)	(D)	(D)
7832	Motion picture theaters, except drive-in	††	††	††	††	24	12 157	1 961	459	388
7833	Drive-in motion picture theaters	**	**	**	**	6	(D)	(D)	(D)	(D)
792	Producers, orchestras, and entertainers	††	††	††	††	12	(D)	(D)	(D)	(D)
7922	Theatrical producers (except motion picture) and miscellaneous theatrical services	**	**	**	**	8	(D)	(D)	(D)	(D)
7929	Bands, orchestras, actors, and other entertainers and entertainment groups	**	**	**	**	4	(D)	(D)	(D)	(D)
793	Bowling alleys and billiards and pool establishments	††	††	††	††	33	(D)	(D)	(D)	(D)
7932	Billiard and pool establishments	††	††	††	††	5	(D)	(D)	(D)	(D)
7933	Bowling alleys	††	††	††	††	28	14 912	4 756	1 257	692
79 ex. 792, 3	Commercial sports and other amusement and recreation services	††	††	††	††	113	62 560	29 307	6 567	1 463
794	Commercial sports	††	††	††	††	9	(D)	(D)	(D)	(D)
7941	Professional sports clubs, managers, promoters	††	††	††	††	7	(D)	(D)	(D)	(D)
7948	Racing, including track operation	††	††	††	††	2	(D)	(D)	(D)	(D)
79 ex. 792, 3, 4	Other amusement and recreation services	††	††	††	††	104	(D)	(D)	(D)	(D)
791	Dance halls, studios, and schools	**	**	**	**	11	(D)	(D)	(D)	(D)
7992	Public golf courses	**	**	**	**	4	1 380	291	48	34
7993	Coin-operated amusement device operators	**	**	**	**	18	(D)	(D)	(D)	(D)
7996	Amusement parks	**	**	**	**	1	(D)	(D)	(D)	(D)
7997	Membership sports and recreation clubs	**	**	**	**	31	8 336	2 120	515	309
7999	Amusement and recreation services, n.e.c.	**	**	**	**	39	(D)	(D)	(D)	(D)
7999 pt.	Concession operators of amusement devices, rides	**	**	**	**	-	-	-	-	-
7999 pt.	Carnivals, circuses, and fairs	**	**	**	**	1	(D)	(D)	(D)	(D)
7999 pt.	Other commercial recreation and amusements	**	**	**	**	38	(D)	(D)	(D)	(D)
80, ex. 806	Health services, except hospitals	††	††	††	††	1 574	493 276	247 426	59 154	12 300
801	Offices of physicians	††	††	††	††	884	297 838	163 096	39 269	4 795
802	Offices of dentists	††	††	††	††	404	72 358	29 900	6 995	1 944
803	Offices of osteopathic physicians	††	††	††	††	11	2 021	843	198	29
8041	Offices of chiropractors	††	††	††	††	19	2 298	709	161	55
8042	Offices of optometrists	††	††	††	††	49	7 828	2 455	562	187
805	Nursing and personal care facilities	††	††	††	††	63	72 961	35 060	8 491	4 112
8049, 807, 8, 9	Other health services	††	††	††	††	144	37 972	15 363	3 478	1 178
807	Medical and dental laboratories	††	††	††	††	48	11 088	4 584	1 024	357
8071	Medical laboratories	††	††	††	††	23	6 165	2 223	536	186
8072	Dental laboratories	††	††	††	††	25	4 923	2 361	488	171
8049, 808, 9	Other health services, n.e.c.	††	††	††	††	96	26 884	10 779	2 454	821
81	Legal services	††	††	††	††	398	121 864	44 174	11 170	2 026
823, 4, 9	Selected educational services	††	††	††	††	50	(D)	(D)	(D)	(D)
823	Libraries and information centers	**	**	**	**	1	(D)	(D)	(D)	(D)
824	Correspondence schools and vocational schools	**	**	**	**	19	7 543	2 831	634	256
829	Schools and educational services, n.e.c.	**	**	**	**	30	4 551	1 796	365	195
891	Engineering, architectural, and surveying services	††	††	††	††	172	(D)	(D)	(D)	(D)
891 pt.	Architectural services	**	**	**	**	51	(D)	(D)	(D)	(D)
891 pt.	Engineering services	**	**	**	**	101	87 723	54 209	13 638	2 000
891 pt.	Surveying services	**	**	**	**	20	9 325	7 301	2 278	305
893	Accounting, auditing, and bookkeeping services	††	††	††	††	201	80 272	32 957	7 852	1 707
83, 892, 9	Social and other services	††	††	††	††	76	15 177	5 330	1 318	686
83	Social services	**	**	**	**	63	9 648	3 946	965	607
835	Child day care services	**	**	**	**	49	4 913	2 194	540	456
832, 3, 6, 9	Other social services	**	**	**	**	14	4 735	1 752	425	151
892, 9	Other services	**	**	**	**	13	5 529	1 384	353	79

Table 6. Summary Statistics for Firms Subject to Federal Income Tax for Counties With 300 Establishments or More: 1982—Con.

[For meaning of abbreviations and symbols, see introductory text. For explanation of terms and comparability of 1977 and 1982 censuses, see appendix A. For information on geographic areas followed by Δ, see appendix F]

SIC code	Geographic area and kind of business or operation	All establishments				Establishments with payroll				
		Number	Receipts (\$1,000)	Unincorporated businesses or operations		Number	Receipts (\$1,000)	Annual payroll (\$1,000)	First quarter payroll (\$1,000)	Paid employees for pay period including March 12 (number)
				Individual proprietorships (number)	Partnerships (number)					
HANCOCK COUNTY										
	Total.....	††	††	††	††	332	76 414	32 255	7 688	2 336
70	Hotels, motels, and other lodging places.....	††	††	††	††	11	4 972	1 264	281	191
7011	Hotels, motor hotels, and motels.....	††	††	††	††	10	(D)	(D)	(D)	(D)
7011 pt.	Hotels.....	††	††	††	††	2	(D)	(D)	(D)	(D)
7011 pt.	Motels, motor hotels, and tourist courts.....	††	††	††	††	8	4 195	1 066	243	160
702, 3, 4	Other lodging places.....	††	††	††	††	1	(D)	(D)	(D)	(D)
72	Personal services.....	††	††	††	††	42	5 949	2 327	519	305
721	Laundry, cleaning, and garment services.....	††	††	††	††	12	2 467	1 084	246	132
7215	Coin-operated laundries and dry cleaning.....	††	††	††	††	4	262	79	19	17
721 ex.	Other laundry, cleaning, and garment services.....	††	††	††	††	8	2 205	1 005	227	115
7215	Power laundries, family and commercial*.....	-	-	-	-	-
7211	Dry-cleaning plants, except rug cleaning*.....	4	(D)	(D)	(D)	(D)
7216	Laundry and cleaning services, n.e.c.*.....	4	(D)	(D)	(D)	(D)
Other 721										
722	Photographic studios, portrait.....	††	††	††	††	2	(D)	(D)	(D)	(D)
723, 4	Beauty and barber shops.....	††	††	††	††	16	1 034	489	98	58
723	Beauty shops.....	††	††	††	††	16	1 034	489	98	58
724	Barber shops.....	††	††	††	††	-	-	-	-	-
725	Shoe repair, shoe shine, and hat-cleaning shops.....	††	††	††	††	-	-	-	-	-
726	Funeral service and crematories.....	††	††	††	††	4	1 399	426	88	27
729	Miscellaneous personal services.....	††	††	††	††	8	(D)	(D)	(D)	(D)
73	Business services.....	††	††	††	††	48	16 309	8 130	2 173	500
731	Advertising.....	††	††	††	††	3	794	311	64	23
734	Services to dwellings and other buildings.....	††	††	††	††	6	1 292	784	158	78
737	Computer and data processing services.....	††	††	††	††	5	1 077	412	59	22
7392	Management, consulting, and public relations services.....	††	††	††	††	9	3 074	1 643	446	103
7394	Equipment rental and leasing services.....	††	††	††	††	5	959	256	133	11
Other 73	Other business services.....	††	††	††	††	20	9 113	4 724	1 313	263
75	Automotive repair, services, and garages.....	††	††	††	††	38	10 276	2 361	536	186
751	Automotive rental and leasing, without drivers.....	††	††	††	††	1	(D)	(D)	(D)	(D)
752	Automobile parking.....	††	††	††	††	-	-	-	-	-
753	Automotive repair shops.....	††	††	††	††	28	6 361	1 814	425	133
7538	General automotive repair shops.....	††	††	††	††	11	2 974	823	186	58
7531	Top and body repair shops.....	††	††	††	††	7	1 243	379	88	34
7534, 5, 9	Other automotive repair shops.....	††	††	††	††	10	2 144	612	151	41
754	Automotive services, except repair.....	††	††	††	††	9	(D)	(D)	(D)	(D)
76	Miscellaneous repair services.....	††	††	††	††	8	1 126	377	80	29
762	Electrical and electronic repair shops.....	††	††	††	††	3	(D)	(D)	(D)	(D)
7622	Radio and TV repair shops.....	††	††	††	††	-	(D)	(D)	(D)	(D)
7623, 9	Other electrical and electronic repair shops.....	††	††	††	††	3	(D)	(D)	(D)	(D)
764	Reupholstery and furniture repair.....	††	††	††	††	2	(D)	(D)	(D)	(D)
763, 9	Other repair shops and related services.....	††	††	††	††	3	(D)	(D)	(D)	(D)
78, 79	Amusement and recreation services, including motion pictures.....	††	††	††	††	18	3 447	890	171	140
781, 2	Motion picture production, distribution, and services.....	††	††	††	††	-	-	-	-	-
783	Motion picture theaters.....	††	††	††	††	4	(D)	(D)	(D)	(D)
792	Producers, orchestras, and entertainers.....	††	††	††	††	-	-	-	-	-
793	Bowling alleys and billiards and pool establishments.....	††	††	††	††	1	(D)	(D)	(D)	(D)
79 ex. 792, 3	Commercial sports and other amusement and recreation services.....	††	††	††	††	13	(D)	(D)	(D)	(D)
80, ex. 806	Health services, except hospitals.....	††	††	††	††	102	25 716	13 188	3 065	756
801	Offices of physicians.....	††	††	††	††	51	13 561	7 596	1 882	249
802	Offices of dentists.....	††	††	††	††	28	5 492	2 703	537	150
803	Offices of osteopathic physicians.....	††	††	††	††	1	(D)	(D)	(D)	(D)
8041	Offices of chiropractors.....	††	††	††	††	4	(D)	(D)	(D)	(D)
8042	Offices of optometrists.....	††	††	††	††	7	900	245	53	21
805	Nursing and personal care facilities.....	††	††	††	††	3	(D)	(D)	(D)	(D)
8049, 807, 8, 9	Other health services.....	††	††	††	††	8	759	314	74	17
81	Legal services.....	††	††	††	††	39	(D)	(D)	(D)	(D)
823, 4, 9	Selected educational services.....	††	††	††	††	1	(D)	(D)	(D)	(D)
891	Engineering, architectural, and surveying services.....	††	††	††	††	6	2 431	1 417	359	55
893	Accounting, auditing, and bookkeeping services.....	††	††	††	††	14	1 560	881	210	59
83, 892, 9	Social and other services.....	††	††	††	††	5	59	22	7	10
83	Social services.....	5	59	22	7	10
892, 9	Other services.....	-	-	-	-	-

Table 6. Summary Statistics for Firms Subject to Federal Income Tax for Counties With 300 Establishments or More: 1982—Con.

[For meaning of abbreviations and symbols, see introductory text. For explanation of terms and comparability of 1977 and 1982 censuses, see appendix A. For information on geographic areas followed by Δ, see appendix F]

SIC code	Geographic area and kind of business or operation	All establishments				Establishments with payroll				
		Number	Receipts (\$1,000)	Unincorporated businesses or operations		Number	Receipts (\$1,000)	Annual payroll (\$1,000)	First quarter payroll (\$1,000)	Paid employees for pay period including March 12 (number)
				Individual proprietorships (number)	Partnerships (number)					
JEFFERSON COUNTY										
	Total	††	††	††	††	343	69 383	27 509	6 182	2 399
70	Hotels, motels, and other lodging places	††	††	††	††	4	(D)	(D)	(D)	(D)
7011	Hotels, motor hotels, and motels.....	††	††	††	††	3	(D)	(D)	(D)	(D)
7011 pt.	Hotels.....	††	††	††	††	-	-	-	-	-
7011 pt.	Motels, motor hotels, and tourist courts.....	††	††	††	††	3	(D)	(D)	(D)	(D)
702, 3, 4	Other lodging places.....	††	††	††	††	1	(D)	(D)	(D)	(D)
72	Personal services	††	††	††	††	72	7 201	2 314	550	335
721	Laundry, cleaning, and garment services.....	††	††	††	††	15	(D)	(D)	(D)	(D)
7215	Coin-operated laundries and dry cleaning.....	††	††	††	††	5	(D)	(D)	(D)	(D)
721 ex. 7215	Other laundry, cleaning, and garment services.....	††	††	††	††	10	2 016	510	128	61
7211	Power laundries, family and commercial*.....	-	-	-	-	-
7216	Dry-cleaning plants, except rug cleaning*.....	5	(D)	(D)	(D)	(D)
Other 721	Laundry and cleaning services, n.e.c.*.....	5	(D)	(D)	(D)	(D)
722	Photographic studios, portrait.....	††	††	††	††	8	(D)	(D)	(D)	(D)
723, 4	Beauty and barber shops	††	††	††	††	34	1 793	846	171	141
723	Beauty shops.....	††	††	††	††	32	(D)	(D)	(D)	(D)
724	Barber shops.....	††	††	††	††	2	(D)	(D)	(D)	(D)
725	Shoe repair, shoe shine, and hat-cleaning shops.....	††	††	††	††	-	-	-	-	-
726	Funeral service and crematories.....	††	††	††	††	10	2 213	624	155	57
729	Miscellaneous personal services.....	††	††	††	††	5	(D)	(D)	(D)	(D)
73	Business services	††	††	††	††	28	9 793	4 378	1 015	563
731	Advertising.....	††	††	††	††	-	-	-	-	-
734	Services to dwellings and other buildings.....	††	††	††	††	6	(D)	(D)	(D)	(D)
737	Computer and data processing services.....	††	††	††	††	1	(D)	(D)	(D)	(D)
7392	Management, consulting, and public relations services.....	††	††	††	††	5	1 315	516	109	67
7394	Equipment rental and leasing services.....	††	††	††	††	6	1 463	189	44	14
Other 73	Other business services.....	††	††	††	††	10	6 142	3 331	787	427
75	Automotive repair, services, and garages	††	††	††	††	29	3 792	889	194	92
751	Automotive rental and leasing, without drivers.....	††	††	††	††	3	(D)	(D)	(D)	(D)
752	Automobile parking.....	††	††	††	††	1	(D)	(D)	(D)	(D)
753	Automotive repair shops.....	††	††	††	††	21	(D)	(D)	(D)	(D)
7538	General automotive repair shops.....	††	††	††	††	3	637	98	22	12
7531	Top and body repair shops.....	††	††	††	††	9	912	217	47	23
7534, 5, 9	Other automotive repair shops.....	††	††	††	††	9	(D)	(D)	(D)	(D)
754	Automotive services, except repair.....	††	††	††	††	4	(D)	(D)	(D)	(D)
76	Miscellaneous repair services	††	††	††	††	15	3 266	738	134	61
762	Electrical and electronic repair shops.....	††	††	††	††	4	(D)	(D)	(D)	(D)
7622	Radio and TV repair shops.....	††	††	††	††	2	(D)	(D)	(D)	(D)
7623, 9	Other electrical and electronic repair shops.....	††	††	††	††	2	(D)	(D)	(D)	(D)
764	Reupholstery and furniture repair.....	††	††	††	††	-	-	-	-	-
763, 9	Other repair shops and related services.....	††	††	††	††	11	(D)	(D)	(D)	(D)
78, 79	Amusement and recreation services, including motion pictures	††	††	††	††	29	5 397	1 200	192	199
781, 2	Motion picture production, distribution, and services.....	††	††	††	††	-	-	-	-	-
783	Motion picture theaters.....	††	††	††	††	5	(D)	(D)	(D)	(D)
792	Producers, orchestras, and entertainers.....	††	††	††	††	4	(D)	(D)	(D)	(D)
793	Bowling alleys and billiards and pool establishments.....	††	††	††	††	3	(D)	(D)	(D)	(D)
79 ex. 792, 3	Commercial sports and other amusement and recreation services.....	††	††	††	††	17	(D)	(D)	(D)	(D)
80, ex. 806	Health services, except hospitals	††	††	††	††	101	28 750	14 202	3 233	829
801	Offices of physicians.....	††	††	††	††	53	15 714	8 511	1 875	263
802	Offices of dentists.....	††	††	††	††	24	3 819	1 268	275	93
803	Offices of osteopathic physicians.....	††	††	††	††	-	-	-	-	-
8041	Offices of chiropractors.....	††	††	††	††	3	(D)	(D)	(D)	(D)
8042	Offices of optometrists.....	††	††	††	††	4	(D)	(D)	(D)	(D)
805	Nursing and personal care facilities.....	††	††	††	††	9	7 569	3 731	925	430
8049, 807, 8, 9	Other health services.....	††	††	††	††	8	991	525	122	31
81	Legal services	††	††	††	††	41	4 300	1 507	329	93
823, 4, 9	Selected educational services	††	††	††	††	2	(D)	(D)	(D)	(D)
891	Engineering, architectural, and surveying services	††	††	††	††	3	(D)	(D)	(D)	(D)
893	Accounting, auditing, and bookkeeping services	††	††	††	††	16	(D)	(D)	(D)	(D)
83, 892, 9	Social and other services	††	††	††	††	3	(D)	(D)	(D)	(D)
83	Social services.....	3	(D)	(D)	(D)	(D)
892, 9	Other services.....	-	-	-	-	-

Table 6. Summary Statistics for Firms Subject to Federal Income Tax for Counties With 300 Establishments or More: 1982—Con.

[For meaning of abbreviations and symbols, see introductory text. For explanation of terms and comparability of 1977 and 1982 censuses, see appendix A. For information on geographic areas followed by Δ, see appendix F]

SIC code	Geographic area and kind of business or operation	All establishments				Establishments with payroll				
		Number	Receipts (\$1,000)	Unincorporated businesses or operations		Number	Receipts (\$1,000)	Annual payroll (\$1,000)	First quarter payroll (\$1,000)	Paid employees for pay period including March 12 (number)
				Individual proprietorships (number)	Partnerships (number)					
LAKE COUNTY										
	Total	††	††	††	††	1 035	257 683	98 146	25 140	8 058
70	Hotels, motels, and other lodging places	††	††	††	††	21	13 892	4 447	1 068	615
7011	Hotels, motor hotels, and motels.....	††	††	††	††	17	13 451	4 356	1 060	609
7011 pt.	Hotels.....	††	(D)	††	††	4	(D)	(D)	(D)	(D)
7011 pt.	Motels, motor hotels, and tourist courts.....	††	††	††	††	13	(D)	(D)	(D)	(D)
702, 3, 4	Other lodging places.....	††	††	††	††	4	441	91	8	6
72	Personal services	††	††	††	††	157	15 280	5 342	1 246	795
721	Laundry, cleaning, and garment services.....	††	††	††	††	29	3 088	1 209	239	156
7215	Coin-operated laundries and dry cleaning.....	††	††	††	††	6	449	104	19	14
721 ex.	Other laundry, cleaning, and garment services.....	††	††	††	††	23	2 639	1 105	220	142
7215	Power laundries, family and commercial*.....	2	(D)	(D)	(D)	(D)
7211	Dry-cleaning plants, except rug cleaning*.....	16	1 965	784	141	101
7216	Laundry and cleaning services, n.e.c.*.....	5	(D)	(D)	(D)	(D)
Other 721										
722	Photographic studios, portrait.....	††	††	††	††	6	1 120	305	67	53
723, 4	Beauty and barber shops.....	††	††	††	††	80	4 592	2 078	475	300
723	Beauty shops.....	††	††	††	††	72	4 199	1 923	443	283
724	Barber shops.....	††	††	††	††	8	393	155	32	17
725	Shoe repair, shoe shine, and hat-cleaning shops.....	††	††	††	††	1	(D)	(D)	(D)	(D)
726	Funeral service and crematories.....	††	††	††	††	12	2 867	581	148	45
729	Miscellaneous personal services.....	††	††	††	††	29	(D)	(D)	(D)	(D)
73	Business services	††	††	††	††	170	47 107	17 727	4 488	1 727
731	Advertising.....	††	††	††	††	2	(D)	(D)	(D)	(D)
734	Services to dwellings and other buildings.....	††	††	††	††	37	7 204	2 617	618	435
737	Computer and data processing services.....	††	††	††	††	14	5 674	1 919	466	163
7392	Management, consulting, and public relations services.....	††	††	††	††	24	5 736	2 502	757	113
7394	Equipment rental and leasing services.....	††	††	††	††	15	4 818	1 230	296	107
Other 73	Other business services.....	††	††	††	††	78	(D)	(D)	(D)	(D)
75	Automotive repair, services, and garages	††	††	††	††	113	21 736	6 027	1 357	490
751	Automotive rental and leasing, without drivers.....	††	††	††	††	8	3 172	326	79	24
752	Automobile parking.....	††	††	††	††	1	(D)	(D)	(D)	(D)
753	Automotive repair shops.....	††	††	††	††	90	16 220	4 846	1 064	340
7538	General automotive repair shops.....	††	††	††	††	29	3 176	898	189	72
7531	Top and body repair shops.....	††	††	††	††	36	6 305	2 045	455	138
7534, 5, 9	Other automotive repair shops.....	††	††	††	††	25	6 739	1 903	420	130
754	Automotive services, except repair.....	††	††	††	††	14	(D)	(D)	(D)	(D)
76	Miscellaneous repair services	††	††	††	††	59	19 234	5 727	1 422	323
762	Electrical and electronic repair shops.....	††	††	††	††	19	4 008	1 859	427	84
7622	Radio and TV repair shops.....	††	††	††	††	10	1 168	361	89	28
7623, 9	Other electrical and electronic repair shops.....	††	††	††	††	9	2 840	1 498	338	56
764	Reupholstery and furniture repair.....	††	††	††	††	3	(D)	(D)	(D)	(D)
763, 9	Other repair shops and related services.....	††	††	††	††	37	(D)	(D)	(D)	(D)
78, 79	Amusement and recreation services, including motion pictures	††	††	††	††	63	24 577	5 452	1 259	663
781, 2	Motion picture production, distribution, and services.....	††	††	††	††	-	-	-	-	-
783	Motion picture theaters.....	††	††	††	††	7	3 118	513	115	99
792	Producers, orchestras, and entertainers.....	††	††	††	††	2	(D)	(D)	(D)	(D)
793	Bowling alleys and billiards and pool establishments.....	††	††	††	††	11	(D)	(D)	(D)	(D)
79 ex. 792, 3	Commercial sports and other amusement and recreation services.....	††	††	††	††	43	16 302	3 638	772	339
80, ex. 806	Health services, except hospitals	††	††	††	††	284	81 744	38 008	10 318	2 274
801	Offices of physicians.....	††	††	††	††	117	37 844	19 963	5 522	646
802	Offices of dentists.....	††	††	††	††	85	15 438	6 482	2 084	441
803	Offices of osteopathic physicians.....	††	††	††	††	12	1 811	804	223	47
8041	Offices of chiropractors.....	††	††	††	††	7	1 298	344	42	21
8042	Offices of optometrists.....	††	††	††	††	16	1 292	302	45	38
805	Nursing and personal care facilities.....	††	††	††	††	14	16 971	7 965	1 921	955
8049, 807, 8, 9	Other health services.....	††	††	††	††	33	7 290	2 148	481	126
81	Legal services	††	††	††	††	64	8 539	2 911	849	183
823, 4, 9	Selected educational services	††	††	††	††	8	2 079	719	195	87
891	Engineering, architectural, and surveying services	††	††	††	††	39	17 069	9 196	2 270	627
893	Accounting, auditing, and bookkeeping services	††	††	††	††	37	4 989	1 944	518	142
83, 892, 9	Social and other services	††	††	††	††	20	1 437	646	150	132
83	Social services.....	19	(D)	(D)	(D)	(D)
892, 9	Other services.....	1	(D)	(D)	(D)	(D)
LICKING COUNTY (Coextensive with Newark, Ohio, SMSA; see table 4a.)										

Table 6. Summary Statistics for Firms Subject to Federal Income Tax for Counties With 300 Establishments or More: 1982—Con.

[For meaning of abbreviations and symbols, see introductory text. For explanation of terms and comparability of 1977 and 1982 censuses, see appendix A. For information on geographic areas followed by Δ, see appendix F]

SIC code	Geographic area and kind of business or operation	All establishments				Establishments with payroll				
		Number	Receipts (\$1,000)	Unincorporated businesses or operations		Number	Receipts (\$1,000)	Annual payroll (\$1,000)	First quarter payroll (\$1,000)	Paid employees for pay period including March 12 (number)
				Individual proprietorships (number)	Partnerships (number)					
	LORAIN COUNTY (Coextensive with Lorain-Elyria, Ohio, SMSA; see table 4a.)									
	LUCAS COUNTY									
	Total	††	††	††	††	2 708	851 624	358 607	86 880	24 803
70	Hotels, motels, and other lodging places	††	††	††	††	39	19 549	5 271	1 571	843
7011	Hotels, motor hotels, and motels.....	††	††	††	††	33	18 572	5 055	1 524	802
7011 pt.	Hotels.....	††	††	††	††	8	7 795	2 579	937	421
7011 pt.	Hotels, 25 guestrooms or more.....	††	††	††	††	5	7 581	2 546	927	411
7011 pt.	Hotels, less than 25 guestrooms.....	**	**	**	**	3	214	33	10	10
7011 pt.	Motels, motor hotels, and tourist courts.....	††	††	††	††	25	10 777	2 476	587	381
7011 pt.	Motels, tourist courts.....	††	††	††	††	21	(D)	(D)	(D)	(D)
7011 pt.	Motor hotels.....	**	**	**	**	4	(D)	(D)	(D)	(D)
702, 3, 4	Other lodging places.....	††	††	††	††	6	977	216	47	41
703	Trailing parks and camps.....	††	††	††	††	4	(D)	(D)	(D)	(D)
702, 4	Rooming, boarding, and membership lodging.....	††	††	††	††	2	(D)	(D)	(D)	(D)
72	Personal services	††	††	††	††	381	64 663	22 509	5 431	2 582
721	Laundry, cleaning, and garment services.....	††	††	††	††	108	25 052	8 555	2 093	969
7215	Coin-operated laundries and dry cleaning.....	††	††	††	††	28	2 503	576	132	114
721 ex.	Other laundry, cleaning, and garment services.....	††	††	††	††	80	22 549	7 979	1 961	855
7215	Power laundries, family and commercial*.....	**	**	**	**	3	437	197	67	27
7216	Dry-cleaning plants, except rug cleaning*.....	**	**	**	**	46	5 656	2 245	544	343
Other 721	Laundry and cleaning services, n.e.c.*.....	**	**	**	**	31	16 456	5 537	1 350	485
7212	Garment pressing and agents for laundries and dry cleaners.....	**	**	**	**	7	640	145	34	21
7213	Linen supply*.....	**	**	**	**	3	3 695	1 468	387	129
7217	Carpet and upholstery cleaning.....	**	**	**	**	10	1 180	377	83	35
7218	Industrial laundries*.....	**	**	**	**	5	(D)	(D)	(D)	(D)
7214, 9	Other laundry, garment services, including diaper*.....	**	**	**	**	6	(D)	(D)	(D)	(D)
722	Photographic studios, portrait.....	††	††	††	††	18	2 486	593	107	72
723, 4	Beauty and barber shops.....	††	††	††	††	164	(D)	(D)	(D)	(D)
723	Beauty shops.....	††	††	††	††	140	(D)	(D)	(D)	(D)
724	Barber shops.....	††	††	††	††	24	1 348	474	127	53
725	Shoe repair, shoe shine, and hat-cleaning shops.....	††	††	††	††	8	(D)	(D)	(D)	(D)
726	Funeral service and crematories.....	††	††	††	††	37	12 934	3 413	898	234
729	Miscellaneous personal services.....	††	††	††	††	46	10 583	3 469	902	476
73	Business services	††	††	††	††	415	172 264	75 581	18 370	7 552
731	Advertising.....	††	††	††	††	24	9 336	4 595	1 295	214
7311	Advertising agencies.....	**	**	**	**	20	(D)	(D)	(D)	(D)
7312	Outdoor advertising services.....	**	**	**	**	2	(D)	(D)	(D)	(D)
7313	Radio, TV, publishers' advertising representatives.....	**	**	**	**	1	(D)	(D)	(D)	(D)
7319	Advertising, n.e.c.....	**	**	**	**	1	(D)	(D)	(D)	(D)
734	Services to dwellings and other buildings.....	††	††	††	††	74	23 945	15 182	3 448	2 210
7341	Window cleaning.....	**	**	**	**	3	(D)	(D)	(D)	(D)
7342	Disinfecting and exterminating services.....	**	**	**	**	10	2 297	965	224	65
7349	Cleaning and maintenance services, n.e.c.....	**	**	**	**	61	(D)	(D)	(D)	(D)
737	Computer and data processing services.....	††	††	††	††	33	(D)	(D)	(D)	(D)
7372	Computer programming and other software services.....	**	**	**	**	9	2 935	1 369	272	52
7374	Data processing services.....	**	**	**	**	16	(D)	(D)	(D)	(D)
7379	Computer related services, n.e.c.....	**	**	**	**	8	(D)	(D)	(D)	(D)
7392	Management, consulting, and public relations services.....	††	††	††	††	53	(D)	(D)	(D)	(D)
7394	Equipment rental and leasing services.....	††	††	††	††	38	19 925	6 205	1 508	313
Other 73	Other business services	††	††	††	††	193	92 121	39 035	9 732	4 168
732	Credit reporting, collection agencies.....	**	**	**	**	18	7 730	2 497	590	200
7331	Direct mail advertising services.....	**	**	**	**	8	(D)	(D)	(D)	(D)
7332	Blueprinting and photocopying services.....	**	**	**	**	9	(D)	(D)	(D)	(D)
7333	Commercial photography, art, and graphics.....	**	**	**	**	19	7 129	3 409	923	166
7339	Stenographic services; and reproduction services, n.e.c.....	**	**	**	**	7	(D)	(D)	(D)	(D)
736	Personnel supply services.....	**	**	**	**	42	12 184	8 318	2 223	1 120
7361	Employment agencies.....	**	**	**	**	23	(D)	(D)	(D)	(D)
7362	Help supply services.....	**	**	**	**	19	8 709	6 530	1 717	961
7369	Facilities management services.....	**	**	**	**	-	(D)	(D)	(D)	(D)
7391	Research and development laboratories.....	**	**	**	**	2	(D)	(D)	(D)	(D)
7397	Testing laboratories and facilities.....	**	**	**	**	5	3 069	1 464	380	87
7393	Detective agencies and protective services.....	**	**	**	**	25	(D)	(D)	(D)	(D)
7395	Photofinishing laboratories*.....	**	**	**	**	7	(D)	(D)	(D)	(D)
7399 pt.	Sign painting shops.....	**	**	**	**	4	2 238	192	39	20
7399 pt.	Interior designing.....	**	**	**	**	3	(D)	(D)	(D)	(D)
7399 pt.	Telephone answering services.....	**	**	**	**	6	(D)	(D)	(D)	(D)
735, 7396, 7399 pt.	Other business services, n.e.c.....	**	**	**	**	38	20 330	4 090	987	418

Table 6. Summary Statistics for Firms Subject to Federal Income Tax for Counties With 300 Establishments or More: 1982—Con.

[For meaning of abbreviations and symbols, see introductory text. For explanation of terms and comparability of 1977 and 1982 censuses, see appendix A. For information on geographic areas followed by Δ, see appendix F]

SIC code	Geographic area and kind of business or operation	All establishments				Establishments with payroll				
		Number	Receipts (\$1,000)	Unincorporated businesses or operations		Number	Receipts (\$1,000)	Annual payroll (\$1,000)	First quarter payroll (\$1,000)	Paid employees for pay period including March 12 (number)
				Individual proprietorships (number)	Partnerships (number)					
LUCAS COUNTY—Con.										
75	Automotive repair, services, and garages.....	††	††	††	††	291	80 609	16 893	3 821	1 313
751	Automotive rental and leasing, without drivers	††	††	††	††	32	(D)	(D)	(D)	(D)
752	Automobile parking	††	††	††	††	51	2 675	595	151	97
7523	Parking lots	††	††	††	††	45	1 707	336	86	67
7525	Parking structures	**	**	**	**	6	968	259	65	30
753	Automotive repair shops.....	††	††	††	††	178	41 291	11 492	2 488	763
7538	General automotive repair shops	††	††	††	††	66	15 029	3 983	809	264
7538 pt.	General automotive repair shops, except diesel.....	**	**	**	**	62	13 985	3 656	722	243
7538 pt.	Diesel repair shops	**	**	**	**	4	1 044	327	87	21
7531	Top and body repair shops	††	††	††	††	46	8 242	2 462	578	187
7534, 5, 9	Other automotive repair shops	††	††	††	††	66	18 020	5 047	1 101	312
7534	Tire retreading and repair shops	**	**	**	**	1	(D)	(D)	(D)	(D)
7535	Paint shops	**	**	**	**	9	(D)	(D)	(D)	(D)
7539 pt.	Auto electrical and fuel system services	**	**	**	**	4	(D)	(D)	(D)	(D)
7539 pt.	Radiator repair	**	**	**	**	8	1 404	397	80	27
7539 pt.	Glass replacement and repair	**	**	**	**	10	(D)	(D)	(D)	(D)
7539 pt.	Brake, front end, and wheel alignment	**	**	**	**	5	1 109	382	84	28
7539 pt.	Exhaust system services (muffler shops)	**	**	**	**	17	(D)	(D)	(D)	(D)
7539 pt.	Transmission repair shops	**	**	**	**	10	(D)	(D)	(D)	(D)
7539 pt.	Other automotive repair shops, n.e.c.	**	**	**	**	2	(D)	(D)	(D)	(D)
754	Automotive services, except repair	††	††	††	††	30	(D)	(D)	(D)	(D)
7542	Car washes	**	**	**	**	18	(D)	(D)	(D)	(D)
7549	Other automotive services	**	**	**	**	12	2 523	532	124	54
76	Miscellaneous repair services	††	††	††	††	144	33 018	11 687	2 860	815
762	Electrical and electronic repair shops	††	††	††	††	55	10 136	3 596	857	245
7622	Radio and TV repair shops	††	††	††	††	21	4 001	1 138	286	100
7623, 9	Other electrical and electronic repair shops	††	††	††	††	34	6 135	2 458	571	145
7623	Refrigeration and air-conditioning repair shops	**	**	**	**	8	(D)	(D)	(D)	(D)
7629	Electrical and electronic repair shops, n.e.c.	**	**	**	**	26	(D)	(D)	(D)	(D)
764	Reupholstery and furniture repair	††	††	††	††	11	1 249	507	109	50
763, 9	Other repair shops and related services.....	††	††	††	††	78	21 633	7 584	1 894	520
763	Watch, clock, and jewelry repair	**	**	**	**	6	(D)	(D)	(D)	(D)
769	Miscellaneous repair and related services	**	**	**	**	72	(D)	(D)	(D)	(D)
7692	Welding repair	**	**	**	**	10	3 963	1 705	463	106
7694	Armature rewinding shops	**	**	**	**	3	(D)	(D)	(D)	(D)
7699	Repair shops and related services, n.e.c.	**	**	**	**	59	14 964	5 040	1 208	357
78, 79	Amusement and recreation services, including motion pictures...	††	††	††	††	125	42 274	9 715	2 170	1 393
781, 2	Motion picture production, distribution, and services	††	††	††	††	3	(D)	(D)	(D)	(D)
783	Motion picture theaters.....	††	††	††	††	18	9 375	1 299	272	204
7832	Motion picture theaters, except drive-in	**	**	**	**	13	8 433	1 093	250	187
7833	Drive-in motion picture theaters	**	**	**	**	5	942	206	22	17
792	Producers, orchestras, and entertainers.....	††	††	††	††	11	(D)	(D)	(D)	(D)
7922	Theatrical producers (except motion picture) and miscellaneous theatrical services	**	**	**	**	5	(D)	(D)	(D)	(D)
7929	Bands, orchestras, actors, and other entertainers and entertainment groups	**	**	**	**	6	(D)	(D)	(D)	(D)
793	Bowling alleys and billiards and pool establishments	††	††	††	††	22	9 196	2 625	748	426
7932	Billiard and pool establishments.....	††	††	††	††	1	(D)	(D)	(D)	(D)
7933	Bowling alleys.....	††	††	††	††	21	(D)	(D)	(D)	(D)
79 ex. 792, 3	Commercial sports and other amusement and recreation services	††	††	††	††	71	21 161	5 485	1 066	703
794	Commercial sports.....	††	††	††	††	6	(D)	(D)	(D)	(D)
7941	Professional sports clubs, managers, promoters	††	††	††	††	2	(D)	(D)	(D)	(D)
7948	Racing, including track operation	††	††	††	††	4	(D)	(D)	(D)	(D)
79 ex. 792, 3, 4	Other amusement and recreation services	††	††	††	††	65	(D)	(D)	(D)	(D)
791	Dance halls, studios, and schools	**	**	**	**	10	(D)	(D)	(D)	(D)
7992	Public golf courses	**	**	**	**	2	(D)	(D)	(D)	(D)
7993	Coin-operated amusement device operators	**	**	**	**	13	3 061	478	105	101
7996	Amusement parks	**	**	**	**	-	-	-	-	-
7997	Membership sports and recreation clubs	**	**	**	**	13	6 599	1 931	395	220
7999	Amusement and recreation services, n.e.c.	**	**	**	**	27	3 190	786	183	174
7999 pt.	Concession operators of amusement devices, rides	**	**	**	**	2	(D)	(D)	(D)	(D)
7999 pt.	Carnivals, circuses, and fairs.....	**	**	**	**	1	(D)	(D)	(D)	(D)
7999 pt.	Other commercial recreation and amusements.....	**	**	**	**	24	3 086	763	179	164

Table 6. Summary Statistics for Firms Subject to Federal Income Tax for Counties With 300 Establishments or More: 1982—Con.

[For meaning of abbreviations and symbols, see introductory text. For explanation of terms and comparability of 1977 and 1982 censuses, see appendix A. For information on geographic areas followed by Δ, see appendix F]

SIC code	Geographic area and kind of business or operation	All establishments				Establishments with payroll				
		Number	Receipts (\$1,000)	Unincorporated businesses or operations		Number	Receipts (\$1,000)	Annual payroll (\$1,000)	First quarter payroll (\$1,000)	Paid employees for pay period including March 12 (number)
				Individual proprietorships (number)	Partnerships (number)					
LUCAS COUNTY—Con.										
80, ex. 806	Health services, except hospitals -----	††	††	††	††	816	281 523	148 793	36 185	6 735
801	Offices of physicians -----	††	††	††	††	397	153 324	89 789	22 675	2 222
802	Offices of dentists -----	††	††	††	††	205	37 170	15 096	3 427	979
803	Offices of osteopathic physicians -----	††	††	††	††	28	6 207	3 319	749	123
8041	Offices of chiropractors -----	††	††	††	††	19	2 174	667	171	50
8042	Offices of optometrists -----	††	††	††	††	32	6 182	1 378	290	97
805	Nursing and personal care facilities -----	††	††	††	††	35	37 078	18 067	4 479	2 322
8049, 807, 8, 9	Other health services -----	††	††	††	††	100	39 388	20 477	4 394	942
807	Medical and dental laboratories -----	††	††	††	††	31	(D)	(D)	(D)	(D)
8071	Medical laboratories -----	††	††	††	††	15	(D)	(D)	(D)	(D)
8072	Dental laboratories -----	††	††	††	††	16	(D)	(D)	(D)	(D)
8049, 808, 9	Other health services, n.e.c. -----	††	††	††	††	69	(D)	(D)	(D)	(D)
81	Legal services -----	††	††	††	††	239	56 081	18 050	4 060	1 070
823, 4, 9	Selected educational services -----	††	††	††	††	17	3 574	1 376	309	125
823	Libraries and information centers -----	**	**	**	**	1	(D)	(D)	(D)	(D)
824	Correspondence schools and vocational schools -----	**	**	**	**	9	(D)	(D)	(D)	(D)
829	Schools and educational services, n.e.c. -----	**	**	**	**	7	(D)	(D)	(D)	(D)
891	Engineering, architectural, and surveying services -----	††	††	††	††	86	61 176	34 355	8 567	1 344
891 pt.	Architectural services -----	**	**	**	**	22	9 016	3 952	884	174
891 pt.	Engineering services -----	**	**	**	**	58	51 421	30 082	7 616	1 146
891 pt.	Surveying services -----	**	**	**	**	6	739	321	67	24
893	Accounting, auditing, and bookkeeping services -----	††	††	††	††	97	31 329	12 080	2 987	687
83, 892, 9	Social and other services -----	††	††	††	††	58	5 564	2 297	549	344
83	Social services -----	**	**	**	**	52	4 854	1 975	506	333
835	Child day care services -----	**	**	**	**	38	2 463	931	239	203
832, 3, 6, 9	Other social services -----	**	**	**	**	14	2 391	1 044	267	130
892, 9	Other services -----	**	**	**	**	6	710	322	43	11
MAHONING COUNTY										
	Total -----	††	††	††	††	1 460	363 997	147 961	39 895	10 713
70	Hotels, motels, and other lodging places -----	††	††	††	††	27	7 158	1 657	363	283
7011	Hotels, motor hotels, and motels -----	††	††	††	††	21	6 657	1 418	302	246
7011 pt.	Hotels -----	††	††	††	††	3	1 031	168	32	44
7011 pt.	Motels, motor hotels, and tourist courts -----	††	††	††	††	18	5 626	1 250	270	202
702, 3, 4	Other lodging places -----	††	††	††	††	6	501	239	61	37
72	Personal services -----	††	††	††	††	206	46 063	15 885	3 459	1 871
721	Laundry, cleaning, and garment services -----	††	††	††	††	50	18 699	7 826	1 626	829
7215	Coin-operated laundries and dry cleaning -----	††	††	††	††	8	387	91	21	24
721 ex.	Other laundry, cleaning, and garment services -----	††	††	††	††	42	18 312	7 735	1 605	805
7215	Power laundries, family and commercial* -----	**	**	**	**	1	(D)	(D)	(D)	(D)
7216	Dry-cleaning plants, except rug cleaning* -----	**	**	**	**	28	(D)	(D)	(D)	(D)
Other 721	Laundry and cleaning services, n.e.c.* -----	**	**	**	**	13	(D)	(D)	(D)	(D)
722	Photographic studios, portrait -----	††	††	††	††	13	8 263	2 091	456	236
723, 4	Beauty and barber shops -----	††	††	††	††	80	5 172	2 188	546	327
723	Beauty shops -----	††	††	††	††	77	4 998	2 097	527	318
724	Barber shops -----	††	††	††	††	3	174	91	19	9
725	Shoe repair, shoe shine, and hat-cleaning shops -----	††	††	††	††	3	144	47	9	9
726	Funeral service and crematories -----	††	††	††	††	34	8 268	2 136	494	212
729	Miscellaneous personal services -----	††	††	††	††	26	5 517	1 597	328	258
73	Business services -----	††	††	††	††	177	38 277	16 932	4 010	1 689
731	Advertising -----	††	††	††	††	14	4 256	1 395	348	80
734	Services to dwellings and other buildings -----	††	††	††	††	29	3 972	2 187	565	367
737	Computer and data processing services -----	††	††	††	††	14	6 946	3 016	715	135
7392	Management, consulting, and public relations services -----	††	††	††	††	20	4 166	2 129	383	116
7394	Equipment rental and leasing services -----	††	††	††	††	16	1 756	471	97	45
Other 73	Other business services -----	††	††	††	††	84	17 181	7 734	1 902	946
75	Automotive repair, services, and garages -----	††	††	††	††	135	28 194	7 119	1 668	628
751	Automotive rental and leasing, without drivers -----	††	††	††	††	13	(D)	(D)	(D)	(D)
752	Automobile parking -----	††	††	††	††	13	498	109	21	24
753	Automotive repair shops -----	††	††	††	††	95	20 658	5 871	1 385	475
7538	General automotive repair shops -----	††	††	††	††	34	6 490	1 960	468	162
7531	Top and body repair shops -----	††	††	††	††	36	5 072	1 589	379	143
7534, 5, 9	Other automotive repair shops -----	††	††	††	††	25	9 096	2 322	538	170
754	Automotive services, except repair -----	††	††	††	††	14	(D)	(D)	(D)	(D)

Table 6. Summary Statistics for Firms Subject to Federal Income Tax for Counties With 300 Establishments or More: 1982—Con.

[For meaning of abbreviations and symbols, see introductory text. For explanation of terms and comparability of 1977 and 1982 censuses, see appendix A. For information on geographic areas followed by Δ, see appendix F]

SIC code	Geographic area and kind of business or operation	All establishments				Establishments with payroll				
		Number	Receipts (\$1,000)	Unincorporated businesses or operations		Number	Receipts (\$1,000)	Annual payroll (\$1,000)	First quarter payroll (\$1,000)	Paid employees for pay period including March 12 (number)
				Individual proprietorships (number)	Partnerships (number)					
MAHONING COUNTY—Con.										
76	Miscellaneous repair services	††	††	††	††	63	19 651	5 869	1 544	388
762	Electrical and electronic repair shops	††	††	††	††	21	7 085	1 925	479	142
7622	Radio and TV repair shops	††	††	††	††	9	(D)	(D)	(D)	(D)
7623, 9	Other electrical and electronic repair shops	††	††	††	††	12	(D)	(D)	(D)	(D)
764	Reupholstery and furniture repair	††	††	††	††	9	814	181	44	29
763, 9	Other repair shops and related services	††	††	††	††	33	11 752	3 763	1 021	217
78, 79	Amusement and recreation services, including motion pictures	††	††	††	††	87	21 207	5 432	1 288	777
781, 2	Motion picture production, distribution, and services	††	††	††	††	2	(D)	(D)	(D)	(D)
783	Motion picture theaters	††	††	††	††	11	2 278	617	155	118
792	Producers, orchestras, and entertainers	††	††	††	††	2	(D)	(D)	(D)	(D)
793	Bowling alleys and billiards and pool establishments	††	††	††	††	15	3 851	1 199	347	198
79 ex. 792, 3	Commercial sports and other amusement and recreation services	††	††	††	††	57	13 209	3 211	686	429
80, ex. 806	Health services, except hospitals	††	††	††	††	510	156 288	75 137	22 535	3 769
801	Offices of physicians	††	††	††	††	244	93 123	48 772	16 426	1 293
802	Offices of dentists	††	††	††	††	131	17 810	6 434	1 569	481
803	Offices of osteopathic physicians	††	††	††	††	38	9 802	4 629	1 103	175
8041	Offices of chiropractors	††	††	††	††	10	1 791	360	75	40
8042	Offices of optometrists	††	††	††	††	13	1 622	312	62	28
805	Nursing and personal care facilities	††	††	††	††	22	23 501	11 203	2 581	1 376
8049, 807, 8, 9	Other health services	††	††	††	††	52	8 639	3 427	719	376
81	Legal services	††	††	††	††	126	21 615	8 871	2 246	456
823, 4, 9	Selected educational services	††	††	††	††	13	3 312	1 245	285	123
891	Engineering, architectural, and surveying services	††	††	††	††	38	9 363	4 114	1 052	238
893	Accounting, auditing, and bookkeeping services	††	††	††	††	48	10 969	4 913	1 245	324
83, 892, 9	Social and other services	††	††	††	††	30	1 900	787	200	167
83	Social services	28	(D)	(D)	(D)	(D)
892, 9	Other services	2	(D)	(D)	(D)	(D)
MARION COUNTY										
	Total	††	††	††	††	321	66 454	27 865	7 062	2 102
70	Hotels, motels, and other lodging places	††	††	††	††	5	(D)	(D)	(D)	(D)
7011	Hotels, motor hotels, and motels	††	††	††	††	4	(D)	(D)	(D)	(D)
7011 pt.	Hotels	††	††	††	††	1	(D)	(D)	(D)	(D)
7011 pt.	Motels, motor hotels, and tourist courts	††	††	††	††	3	(D)	(D)	(D)	(D)
702, 3, 4	Other lodging places	††	††	††	††	1	(D)	(D)	(D)	(D)
72	Personal services	††	††	††	††	60	5 785	2 020	535	268
721	Laundry, cleaning, and garment services	††	††	††	††	9	1 234	457	150	53
7215	Coin-operated laundries and dry cleaning	††	††	††	††	2	(D)	(D)	(D)	(D)
721 ex. 7215	Other laundry, cleaning, and garment services	††	††	††	††	7	(D)	(D)	(D)	(D)
7211	Power laundries, family and commercial*	-	-	-	-	-
7216	Dry-cleaning plants, except rug cleaning*	3	(D)	(D)	(D)	(D)
Other 721	Laundry and cleaning services, n.e.c.*	4	215	67	9	8
722	Photographic studios, portrait	††	††	††	††	5	520	134	30	24
723, 4	Beauty and barber shops	††	††	††	††	30	1 735	780	203	123
723	Beauty shops	††	††	††	††	27	(D)	(D)	(D)	(D)
724	Barber shops	††	††	††	††	3	(D)	(D)	(D)	(D)
725	Shoe repair, shoe shine, and hat-cleaning shops	††	††	††	††	-	-	-	-	-
726	Funeral service and crematories	††	††	††	††	7	1 411	366	75	22
729	Miscellaneous personal services	††	††	††	††	9	885	283	77	46
73	Business services	††	††	††	††	44	16 489	7 399	1 788	523
731	Advertising	††	††	††	††	7	7 485	4 044	912	112
734	Services to dwellings and other buildings	††	††	††	††	14	1 225	613	137	144
737	Computer and data processing services	††	††	††	††	2	(D)	(D)	(D)	(D)
7392	Management, consulting, and public relations services	††	††	††	††	1	(D)	(D)	(D)	(D)
7394	Equipment rental and leasing services	††	††	††	††	3	(D)	(D)	(D)	(D)
Other 73	Other business services	††	††	††	††	17	2 416	934	223	172
75	Automotive repair, services, and garages	††	††	††	††	23	3 018	783	213	67
751	Automotive rental and leasing, without drivers	††	††	††	††	2	(D)	(D)	(D)	(D)
752	Automobile parking	††	††	††	††	-	-	-	-	-
753	Automotive repair shops	††	††	††	††	19	(D)	(D)	(D)	(D)
7538	General automotive repair shops	††	††	††	††	9	670	169	38	20
7531	Top and body repair shops	††	††	††	††	5	697	209	59	13
7534, 5, 9	Other automotive repair shops	††	††	††	††	5	(D)	(D)	(D)	(D)
754	Automotive services, except repair	††	††	††	††	2	(D)	(D)	(D)	(D)

Table 6. Summary Statistics for Firms Subject to Federal Income Tax for Counties With 300 Establishments or More: 1982—Con.

[For meaning of abbreviations and symbols, see introductory text. For explanation of terms and comparability of 1977 and 1982 censuses, see appendix A. For information on geographic areas followed by Δ, see appendix F]

SIC code	Geographic area and kind of business or operation	All establishments				Establishments with payroll				
		Number	Receipts (\$1,000)	Unincorporated businesses or operations		Number	Receipts (\$1,000)	Annual payroll (\$1,000)	First quarter payroll (\$1,000)	Paid employees for pay period including March 12 (number)
				Individual proprietorships (number)	Partnerships (number)					
MARION COUNTY—Con.										
76	Miscellaneous repair services	††	††	††	††	13	1 688	412	98	47
762	Electrical and electronic repair shops	††	††	††	††	3	(D)	(D)	(D)	(D)
7622	Radio and TV repair shops	††	††	††	††	-	-	-	-	-
7623, 9	Other electrical and electronic repair shops	††	††	††	††	3	(D)	(D)	(D)	(D)
764	Reupholstery and furniture repair	††	††	††	††	1	(D)	(D)	(D)	(D)
763, 9	Other repair shops and related services	††	††	††	††	9	1 097	215	50	28
78, 79	Amusement and recreation services, including motion pictures	††	††	††	††	15	2 778	643	170	124
781, 2	Motion picture production, distribution, and services	††	††	††	††	-	-	-	-	-
783	Motion picture theaters	††	††	††	††	1	(D)	(D)	(D)	(D)
792	Producers, orchestras, and entertainers	††	††	††	††	-	-	-	-	-
793	Bowling alleys and billiards and pool establishments	††	††	††	††	5	1 177	328	89	56
79 ex. 792, 3	Commercial sports and other amusement and recreation services	††	††	††	††	9	(D)	(D)	(D)	(D)
80, ex. 806	Health services, except hospitals	††	††	††	††	110	27 262	12 784	3 303	748
801	Offices of physicians	††	††	††	††	62	14 182	7 571	2 058	282
802	Offices of dentists	††	††	††	††	27	2 915	975	228	83
803	Offices of osteopathic physicians	††	††	††	††	-	(D)	(D)	(D)	(D)
804.1	Offices of chiropractors	††	††	††	††	3	(D)	(D)	(D)	(D)
8042	Offices of optometrists	††	††	††	††	6	613	134	32	11
805	Nursing and personal care facilities	††	††	††	††	5	3 965	2 200	527	245
8049, 807, 8, 9	Other health services	††	††	††	††	7	(D)	(D)	(D)	(D)
81	Legal services	††	††	††	††	29	2 656	943	222	69
823, 4, 9	Selected educational services	††	††	††	††	3	(D)	(D)	(D)	(D)
891	Engineering, architectural, and surveying services	††	††	††	††	5	(D)	(D)	(D)	(D)
893	Accounting, auditing, and bookkeeping services	††	††	††	††	10	1 761	661	155	55
83, 892, 9	Social and other services	††	††	††	††	4	254	75	17	13
83	Social services	3	(D)	(D)	(D)	(D)
892, 9	Other services	1	(D)	(D)	(D)	(D)
MEDINA COUNTY										
	Total	††	††	††	††	501	89 435	34 251	7 817	3 172
70	Hotels, motels, and other lodging places	††	††	††	††	13	2 711	617	110	105
7011	Hotels, motor hotels, and motels	††	††	††	††	9	(D)	(D)	(D)	(D)
7011 pt.	Hotels	††	††	††	††	2	(D)	(D)	(D)	(D)
7011 pt.	Motels, motor hotels, and tourist courts	††	††	††	††	7	1 568	331	72	59
702, 3, 4	Other lodging places	††	††	††	††	4	(D)	(D)	(D)	(D)
72	Personal services	††	††	††	††	86	6 442	2 076	454	308
721	Laundry, cleaning, and garment services	††	††	††	††	21	1 793	562	114	93
7215	Coin-operated laundries and dry cleaning	††	††	††	††	3	167	29	6	5
721 ex. 7215	Other laundry, cleaning, and garment services	††	††	††	††	18	1 626	533	108	88
7211	Power laundries, family and commercial*	1	(D)	(D)	(D)	(D)
7216	Dry-cleaning plants, except rug cleaning*	10	1 141	385	94	62
Other 721	Laundry and cleaning services, n.e.c.*	7	(D)	(D)	(D)	(D)
722	Photographic studios, portrait	††	††	††	††	2	(D)	(D)	(D)	(D)
723, 4	Beauty and barber shops	††	††	††	††	49	2 231	994	217	155
723	Beauty shops	††	††	††	††	48	(D)	(D)	(D)	(D)
724	Barber shops	††	††	††	††	1	(D)	(D)	(D)	(D)
725	Shoe repair, shoe shine, and hat-cleaning shops	††	††	††	††	-	-	-	-	-
726	Funeral service and crematories	††	††	††	††	6	1 373	344	83	37
729	Miscellaneous personal services	††	††	††	††	8	(D)	(D)	(D)	(D)
73	Business services	††	††	††	††	62	9 480	3 786	885	321
731	Advertising	††	††	††	††	1	(D)	(D)	(D)	(D)
734	Services to dwellings and other buildings	††	††	††	††	12	630	175	38	64
737	Computer and data processing services	††	††	††	††	7	(D)	(D)	(D)	(D)
7392	Management, consulting, and public relations services	††	††	††	††	14	1 838	904	243	72
7394	Equipment rental and leasing services	††	††	††	††	10	2 839	797	133	37
Other 73	Other business services	††	††	††	††	18	(D)	(D)	(D)	(D)
75	Automotive repair, services, and garages	††	††	††	††	45	9 693	2 557	530	166
751	Automotive rental and leasing, without drivers	††	††	††	††	7	2 646	315	56	13
752	Automobile parking	††	††	††	††	1	(D)	(D)	(D)	(D)
753	Automotive repair shops	††	††	††	††	30	5 139	1 407	299	102
7538	General automotive repair shops	††	††	††	††	12	1 394	360	74	30
7531	Top and body repair shops	††	††	††	††	11	2 022	541	117	37
7534, 5, 9	Other automotive repair shops	††	††	††	††	7	1 723	506	108	35
754	Automotive services, except repair	††	††	††	††	7	(D)	(D)	(D)	(D)

Table 6. Summary Statistics for Firms Subject to Federal Income Tax for Counties With 300 Establishments or More: 1982—Con.

[For meaning of abbreviations and symbols, see introductory text. For explanation of terms and comparability of 1977 and 1982 censuses, see appendix A. For information on geographic areas followed by Δ, see appendix F]

SIC code	Geographic area and kind of business or operation	All establishments				Establishments with payroll				
		Number	Receipts (\$1,000)	Unincorporated businesses or operations		Number	Receipts (\$1,000)	Annual payroll (\$1,000)	First quarter payroll (\$1,000)	Paid employees for pay period including March 12 (number)
				Individual proprietorships (number)	Partnerships (number)					
MEDINA COUNTY—Con.										
76	Miscellaneous repair services	††	††	††	††	19	2 455	735	155	53
762	Electrical and electronic repair shops	††	††	††	††	6	320	84	24	8
7622	Radio and TV repair shops	††	††	††	††	3	(D)	(D)	(D)	(D)
7623, 9	Other electrical and electronic repair shops	††	††	††	††	3	(D)	(D)	(D)	(D)
764	Reupholstery and furniture repair	††	††	††	††	2	(D)	(D)	(D)	(D)
763, 9	Other repair shops and related services	††	††	††	††	11	(D)	(D)	(D)	(D)
78, 79	Amusement and recreation services, including motion pictures	††	††	††	††	39	8 232	2 308	470	294
781, 2	Motion picture production, distribution, and services	††	††	††	††	-	-	-	-	-
783	Motion picture theaters	††	††	††	††	4	620	115	17	25
792	Producers, orchestras, and entertainers	††	††	††	††	-	-	-	-	-
793	Bowling alleys and billiards and pool establishments	††	††	††	††	5	1 293	439	143	91
79 ex. 792, 3	Commercial sports and other amusement and recreation services	††	††	††	††	30	6 319	1 754	310	178
80, ex. 806	Health services, except hospitals	††	††	††	††	150	41 179	18 460	4 325	1 576
801	Offices of physicians	††	††	††	††	63	13 502	6 297	1 507	282
802	Offices of dentists	††	††	††	††	45	7 318	2 690	646	196
803	Offices of osteopathic physicians	††	††	††	††	1	(D)	(D)	(D)	(D)
8041	Offices of chiropractors	††	††	††	††	4	(D)	(D)	(D)	(D)
8042	Offices of optometrists	††	††	††	††	11	920	147	29	19
805	Nursing and personal care facilities	††	††	††	††	12	17 265	8 582	1 996	1 024
8049, 807, 8, 9	Other health services	††	††	††	††	14	1 699	596	110	39
81	Legal services	††	††	††	††	39	4 138	1 504	345	111
723, 4, 9	Selected educational services	††	††	††	††	6	285	63	21	16
891	Engineering, architectural, and surveying services	††	††	††	††	11	1 684	758	180	44
893	Accounting, auditing, and bookkeeping services	††	††	††	††	19	1 962	759	194	55
83, 892, 9	Social and other services	††	††	††	††	12	1 174	628	148	123
83	Social services	**	**	**	**	11	(D)	(D)	(D)	(D)
892, 9	Other services	**	**	**	**	1	(D)	(D)	(D)	(D)
MIAMI COUNTY										
	Total	††	††	††	††	370	62 503	25 348	5 758	2 201
70	Hotels, motels, and other lodging places	††	††	††	††	7	(D)	(D)	(D)	(D)
7011	Hotels, motor hotels, and motels	††	††	††	††	6	(D)	(D)	(D)	(D)
7011 pt.	Hotels	††	††	††	††	-	-	-	-	-
7011 pt.	Motels, motor hotels, and tourist courts	††	††	††	††	6	(D)	(D)	(D)	(D)
702, 3, 4	Other lodging places	††	††	††	††	1	(D)	(D)	(D)	(D)
72	Personal services	††	††	††	††	59	6 330	2 017	462	297
721	Laundry, cleaning, and garment services	††	††	††	††	17	2 163	742	177	111
7215	Coin-operated laundries and dry cleaning	††	††	††	††	6	198	46	13	15
721 ex. 7215	Other laundry, cleaning, and garment services	††	††	††	††	11	1 965	696	164	96
7211	Power laundries, family and commercial*	**	**	**	**	1	(D)	(D)	(D)	(D)
7216	Dry-cleaning plants, except rug cleaning*	**	**	**	**	7	(D)	(D)	(D)	(D)
Other 721	Laundry and cleaning services, n.e.c.*	**	**	**	**	3	(D)	(D)	(D)	(D)
722	Photographic studios, portrait	††	††	††	††	4	(D)	(D)	(D)	(D)
723, 4	Beauty and barber shops	††	††	††	††	23	1 112	485	114	85
723	Beauty shops	††	††	††	††	23	1 112	485	114	85
724	Barber shops	††	††	††	††	-	-	-	-	-
725	Shoe repair, shoe shine, and hat-cleaning shops	††	††	††	††	1	(D)	(D)	(D)	(D)
726	Funeral service and crematories	††	††	††	††	8	2 062	460	109	41
729	Miscellaneous personal services	††	††	††	††	6	(D)	(D)	(D)	(D)
73	Business services	††	††	††	††	42	8 409	3 959	750	323
731	Advertising	††	††	††	††	3	(D)	(D)	(D)	(D)
734	Services to dwellings and other buildings	††	††	††	††	9	403	66	7	12
737	Computer and data processing services	††	††	††	††	2	(D)	(D)	(D)	(D)
7392	Management, consulting, and public relations services	††	††	††	††	11	(D)	(D)	(D)	(D)
7394	Equipment rental and leasing services	††	††	††	††	3	(D)	(D)	(D)	(D)
Other 73	Other business services	††	††	††	††	14	3 385	1 899	411	203
75	Automotive repair, services, and garages	††	††	††	††	29	6 245	1 555	364	116
751	Automotive rental and leasing, without drivers	††	††	††	††	2	(D)	(D)	(D)	(D)
752	Automobile parking	††	††	††	††	-	-	-	-	-
753	Automotive repair shops	††	††	††	††	26	(D)	(D)	(D)	(D)
7538	General automotive repair shops	††	††	††	††	9	2 951	683	149	54
7531	Top and body repair shops	††	††	††	††	12	1 936	528	121	39
7534, 5, 9	Other automotive repair shops	††	††	††	††	5	(D)	(D)	(D)	(D)
754	Automotive services, except repair	††	††	††	††	1	(D)	(D)	(D)	(D)

Table 6. Summary Statistics for Firms Subject to Federal Income Tax for Counties With 300 Establishments or More: 1982—Con.

[For meaning of abbreviations and symbols, see introductory text. For explanation of terms and comparability of 1977 and 1982 censuses, see appendix A. For information on geographic areas followed by Δ, see appendix F]

SIC code	Geographic area and kind of business or operation	All establishments				Establishments with payroll				
		Number	Receipts (\$1,000)	Unincorporated businesses or operations		Number	Receipts (\$1,000)	Annual payroll (\$1,000)	First quarter payroll (\$1,000)	Paid employees for pay period including March 12 (number)
				Individual proprietorships (number)	Partnerships (number)					
MIAMI COUNTY—Con.										
76	Miscellaneous repair services	††	††	††	††	19	2 586	571	147	62
762	Electrical and electronic repair shops	††	††	††	††	7	(D)	(D)	(D)	(D)
7622	Radio and TV repair shops	††	††	††	††	2	(D)	(D)	(D)	(D)
7623, 9	Other electrical and electronic repair shops	††	††	††	††	5	1 289	265	72	21
764	Reupholstery and furniture repair	††	††	††	††	4	(D)	(D)	(D)	(D)
763, 9	Other repair shops and related services	††	††	††	††	8	753	194	49	26
78, 79	Amusement and recreation services, including motion pictures	††	††	††	††	19	2 412	633	145	113
781, 2	Motion picture production, distribution, and services	††	††	††	††	-	-	-	-	-
783	Motion picture theaters	††	††	††	††	5	(D)	(D)	(D)	(D)
792	Producers, orchestras, and entertainers	††	††	††	††	-	-	-	-	-
793	Bowling alleys and billiards and pool establishments	††	††	††	††	5	(D)	(D)	(D)	(D)
79 ex. 792, 3	Commercial sports and other amusement and recreation services	††	††	††	††	9	890	245	57	41
80, ex. 806	Health services, except hospitals	††	††	††	††	124	24 426	11 857	2 741	819
801	Offices of physicians	††	††	††	††	59	11 975	6 515	1 507	263
802	Offices of dentists	††	††	††	††	32	4 759	2 050	411	141
803	Offices of osteopathic physicians	††	††	††	††	3	462	266	54	12
8041	Offices of chiropractors	††	††	††	††	7	(D)	(D)	(D)	(D)
8042	Offices of optometrists	††	††	††	††	11	(D)	(D)	(D)	(D)
805	Nursing and personal care facilities	††	††	††	††	5	4 851	2 142	574	334
8049, 807, 8, 9	Other health services	††	††	††	††	7	(D)	(D)	(D)	(D)
81	Legal services	††	††	††	††	33	5 202	2 523	585	132
823, 4, 9	Selected educational services	††	††	††	††	1	(D)	(D)	(D)	(D)
891	Engineering, architectural, and surveying services	††	††	††	††	10	(D)	(D)	(D)	(D)
893	Accounting, auditing, and bookkeeping services	††	††	††	††	23	1 787	784	209	73
83, 892, 9	Social and other services	††	††	††	††	4	265	85	20	20
83	Social services	††	††	††	††	4	265	85	20	20
892, 9	Other services	††	††	††	††	-	-	-	-	-
MONTGOMERY COUNTY										
	Total	††	††	††	††	3 165	1 084 968	457 759	108 502	31 689
70	Hotels, motels, and other lodging places	††	††	††	††	45	47 184	13 448	3 351	1 962
7011	Hotels, motor hotels, and motels	††	††	††	††	39	46 643	13 304	3 321	1 947
7011 pt.	Hotels	††	††	††	††	14	(D)	(D)	(D)	(D)
7011 pt.	Hotels, 25 guestrooms or more	††	††	††	††	14	(D)	(D)	(D)	(D)
7011 pt.	Hotels, less than 25 guestrooms	††	††	††	††	-	-	-	-	-
7011 pt.	Motels, motor hotels, and tourist courts	††	††	††	††	25	(D)	(D)	(D)	(D)
7011 pt.	Motels, tourist courts	††	††	††	††	21	12 031	2 777	658	427
7011 pt.	Motor hotels	††	††	††	††	4	(D)	(D)	(D)	(D)
702, 3, 4	Other lodging places	††	††	††	††	6	541	144	30	15
703	Trailing parks and camps	††	††	††	††	4	(D)	(D)	(D)	(D)
702, 4	Rooming, boarding, and membership lodging	††	††	††	††	2	(D)	(D)	(D)	(D)
72	Personal services	††	††	††	††	447	82 603	31 896	7 505	3 536
721	Laundry, cleaning, and garment services	††	††	††	††	103	36 252	14 592	3 374	1 410
7215	Coin-operated laundries and dry cleaning	††	††	††	††	20	4 152	883	184	137
721 ex. 7215	Other laundry, cleaning, and garment services	††	††	††	††	83	32 100	13 709	3 190	1 273
7211	Power laundries, family and commercial*	††	††	††	††	4	(D)	(D)	(D)	(D)
7216	Dry-cleaning plants, except rug cleaning*	††	††	††	††	45	8 395	3 568	823	456
Other 721	Laundry and cleaning services, n.e.c.*	††	††	††	††	34	(D)	(D)	(D)	(D)
7212	Garment pressing and agents for laundries and dry cleaners	††	††	††	††	6	(D)	(D)	(D)	(D)
7213	Linen supply*	††	††	††	††	4	(D)	(D)	(D)	(D)
7217	Carpet and upholstery cleaning	††	††	††	††	14	2 115	695	142	82
7218	Industrial laundries*	††	††	††	††	6	(D)	(D)	(D)	(D)
7214, 9	Other laundry, garment services, including diaper*	††	††	††	††	4	(D)	(D)	(D)	(D)
722	Photographic studios, portrait	††	††	††	††	27	(D)	(D)	(D)	(D)
723, 4	Beauty and barber shops	††	††	††	††	214	17 882	8 884	2 052	1 091
723	Beauty shops	††	††	††	††	199	(D)	(D)	(D)	(D)
724	Barber shops	††	††	††	††	15	(D)	(D)	(D)	(D)
725	Shoe repair, shoe shine, and hat-cleaning shops	††	††	††	††	10	(D)	(D)	(D)	(D)
726	Funeral service and crematories	††	††	††	††	41	9 022	2 702	655	208
729	Miscellaneous personal services	††	††	††	††	52	10 442	3 399	947	607

Table 6. Summary Statistics for Firms Subject to Federal Income Tax for Counties With 300 Establishments or More: 1982—Con.

[For meaning of abbreviations and symbols, see introductory text. For explanation of terms and comparability of 1977 and 1982 censuses, see appendix A. For information on geographic areas followed by Δ, see appendix F]

SIC code	Geographic area and kind of business or operation	All establishments				Establishments with payroll				
		Number	Receipts (\$1,000)	Unincorporated businesses or operations		Number	Receipts (\$1,000)	Annual payroll (\$1,000)	First quarter payroll (\$1,000)	Paid employees for pay period including March 12 (number)
				Individual proprietorships (number)	Partnerships (number)					
MONTGOMERY COUNTY—Con.										
73	Business services -----	††	††	††	††	570	304 182	131 759	31 794	10 740
731	Advertising -----	††	††	††	††	35	32 972	9 530	2 489	565
7311	Advertising agencies -----	**	**	**	**	29	14 668	6 245	1 723	300
7312	Outdoor advertising services -----	**	**	**	**	2	(D)	(D)	(D)	(D)
7313	Radio, TV, publishers' advertising representatives -----	**	**	**	**	1	(D)	(D)	(D)	(D)
7319	Advertising, n.e.c. -----	**	**	**	**	3	(D)	(D)	(D)	(D)
734	Services to dwellings and other buildings -----	††	††	††	††	86	15 747	8 230	2 027	1 428
7341	Window cleaning -----	**	**	**	**	7	636	240	55	25
7342	Disinfecting and exterminating services -----	**	**	**	**	14	(D)	(D)	(D)	(D)
7349	Cleaning and maintenance services, n.e.c. -----	**	**	**	**	65	(D)	(D)	(D)	(D)
737	Computer and data processing services -----	††	††	††	††	86	75 510	38 160	8 908	1 865
7372	Computer programming and other software services -----	**	**	**	**	52	42 016	24 266	5 630	1 107
7374	Data processing services -----	**	**	**	**	21	16 477	7 557	1 808	510
7379	Computer related services, n.e.c. -----	**	**	**	**	13	17 017	6 337	1 470	248
7392	Management, consulting, and public relations services -----	††	††	††	††	79	22 657	8 742	2 162	547
7394	Equipment rental and leasing services -----	††	††	††	††	33	12 573	2 881	712	179
Other 73	Other business services -----	††	††	††	††	251	144 723	64 216	15 496	6 156
732	Credit reporting, collection agencies -----	**	**	**	**	13	6 197	2 490	577	262
7331	Direct mail advertising services -----	**	**	**	**	8	8 925	2 225	447	152
7332	Blueprinting and photocopying services -----	**	**	**	**	7	(D)	(D)	(D)	(D)
7333	Commercial photography, art, and graphics -----	**	**	**	**	24	8 518	3 000	745	146
7339	Stenographic services; and reproduction services, n.e.c. -----	**	**	**	**	12	1 139	305	75	27
736	Personnel supply services -----	**	**	**	**	49	(D)	(D)	(D)	(D)
7361	Employment agencies -----	**	**	**	**	30	(D)	(D)	(D)	(D)
7362	Help supply services -----	**	**	**	**	19	(D)	(D)	(D)	(D)
7369	Facilities management services -----	**	**	**	**	-	-	-	-	-
7391	Research and development laboratories -----	**	**	**	**	13	(D)	(D)	(D)	(D)
7397	Testing laboratories and facilities -----	**	**	**	**	5	1 447	596	208	50
7393	Detective agencies and protective services -----	**	**	**	**	39	19 367	11 536	2 779	1 582
7395	Photofinishing laboratories* -----	**	**	**	**	15	(D)	(D)	(D)	(D)
7399 pt.	Sign painting shops -----	**	**	**	**	2	(D)	(D)	(D)	(D)
7399 pt.	Interior designing -----	**	**	**	**	4	(D)	(D)	(D)	(D)
7399 pt.	Telephone answering services -----	**	**	**	**	4	(D)	(D)	(D)	(D)
735, 7396, 7399 pt.	Other business services, n.e.c. -----	**	**	**	**	58	26 349	10 438	2 676	898
75	Automotive repair, services, and garages -----	††	††	††	††	312	80 890	20 217	4 603	1 749
751	Automotive rental and leasing, without drivers -----	††	††	††	††	32	23 951	3 922	937	279
752	Automobile parking -----	††	††	††	††	52	(D)	(D)	(D)	(D)
7523	Parking lots -----	**	**	**	**	35	(D)	(D)	(D)	(D)
7525	Parking structures -----	**	**	**	**	17	4 770	848	206	112
753	Automotive repair shops -----	††	††	††	††	196	41 732	12 778	2 815	978
7538	General automotive repair shops -----	††	††	††	††	65	12 700	4 165	955	341
7538 pt.	General automotive repair shops, except diesel -----	**	**	**	**	59	(D)	(D)	(D)	(D)
7538 pt.	Diesel repair shops -----	**	**	**	**	6	(D)	(D)	(D)	(D)
7531	Top and body repair shops -----	**	**	**	**	63	12 115	4 006	872	307
7534, 5, 9	Other automotive repair shops -----	††	††	††	††	68	16 917	4 607	988	330
7534	Tire retreading and repair shops -----	**	**	**	**	5	(D)	(D)	(D)	(D)
7535	Paint shops -----	**	**	**	**	7	(D)	(D)	(D)	(D)
7539 pt.	Auto electrical and fuel system services -----	**	**	**	**	3	(D)	(D)	(D)	(D)
7539 pt.	Radiator repair -----	**	**	**	**	7	1 397	331	75	24
7539 pt.	Glass replacement and repair -----	**	**	**	**	4	1 650	430	98	26
7539 pt.	Brake, front end, and wheel alignment -----	**	**	**	**	5	265	93	11	6
7539 pt.	Exhaust system services (muffler shops) -----	**	**	**	**	15	(D)	(D)	(D)	(D)
7539 pt.	Transmission repair shops -----	**	**	**	**	14	2 797	979	226	60
7539 pt.	Other automotive repair shops, n.e.c. -----	**	**	**	**	8	(D)	(D)	(D)	(D)
754	Automotive services, except repair -----	††	††	††	††	32	(D)	(D)	(D)	(D)
7542	Car washes -----	**	**	**	**	20	(D)	(D)	(D)	(D)
7549	Other automotive services -----	**	**	**	**	12	3 451	1 015	244	74
76	Miscellaneous repair services -----	††	††	††	††	170	55 388	17 259	4 209	1 287
762	Electrical and electronic repair shops -----	††	††	††	††	64	17 363	6 007	1 451	374
7622	Radio and TV repair shops -----	**	**	**	**	23	4 412	1 108	264	92
7623, 9	Other electrical and electronic repair shops -----	**	**	**	**	41	12 951	4 899	1 187	282
7623	Refrigeration and air-conditioning repair shops -----	**	**	**	**	9	2 915	880	266	62
7629	Electrical and electronic repair shops, n.e.c. -----	**	**	**	**	32	10 036	4 019	921	220
764	Reupholstery and furniture repair -----	††	††	††	††	16	1 393	463	115	50
763, 9	Other repair shops and related services -----	††	††	††	††	90	36 632	10 789	2 643	863
763	Watch, clock, and jewelry repair -----	**	**	**	**	7	521	171	41	19
769	Miscellaneous repair and related services -----	**	**	**	**	83	36 111	10 618	2 602	844
7692	Welding repair -----	**	**	**	**	5	(D)	(D)	(D)	(D)
7694	Armature rewinding shops -----	**	**	**	**	6	(D)	(D)	(D)	(D)
7699	Repair shops and related services, n.e.c. -----	**	**	**	**	72	29 914	8 817	2 149	742

Table 6. Summary Statistics for Firms Subject to Federal Income Tax for Counties With 300 Establishments or More: 1982—Con.

[For meaning of abbreviations and symbols, see introductory text. For explanation of terms and comparability of 1977 and 1982 censuses, see appendix A. For information on geographic areas followed by Δ, see appendix F]

SIC code	Geographic area and kind of business or operation	All establishments				Establishments with payroll				
		Number	Receipts (\$1,000)	Unincorporated businesses or operations		Number	Receipts (\$1,000)	Annual payroll (\$1,000)	First quarter payroll (\$1,000)	Paid employees for pay period including March 12 (number)
				Individual proprietorships (number)	Partnerships (number)					
MONTGOMERY COUNTY—Con.										
78, 79	Amusement and recreation services, including motion pictures...	††	††	††	††	160	42 652	10 575	2 515	1 376
781, 2	Motion picture production, distribution, and services	††	††	††	††	10	3 027	792	206	61
783	Motion picture theaters.....	††	††	††	††	31	8 710	1 319	252	210
7832	Motion picture theaters, except drive-in	**	**	**	**	21	7 480	1 067	231	204
7833	Drive-in motion picture theaters	**	**	**	**	10	1 230	252	21	6
792	Producers, orchestras, and entertainers	††	††	††	††	6	(D)	(D)	(D)	(D)
7922	Theatrical producers (except motion picture) and miscellaneous theatrical services	**	**	**	**	2	(D)	(D)	(D)	(D)
7929	Bands, orchestras, actors, and other entertainers and entertainment groups	**	**	**	**	4	(D)	(D)	(D)	(D)
793	Bowling alleys and billiards and pool establishments	††	††	††	††	27	(D)	(D)	(D)	(D)
7932	Billiard and pool establishments.....	††	††	††	††	4	(D)	(D)	(D)	(D)
7933	Bowling alleys.....	††	††	††	††	23	8 807	2 543	673	364
79 ex. 792, 3	Commercial sports and other amusement and recreation services	††	††	††	††	86	18 777	4 831	1 112	689
794	Commercial sports.....	††	††	††	††	2	(D)	(D)	(D)	(D)
7941	Professional sports clubs, managers, promoters	††	††	††	††	-	-	-	-	-
7948	Racing, including track operation	††	††	††	††	2	(D)	(D)	(D)	(D)
79 ex. 792, 3, 4	Other amusement and recreation services	††	††	††	††	84	(D)	(D)	(D)	(D)
791	Dance halls, studios, and schools	**	**	**	**	19	(D)	(D)	(D)	(D)
7992	Public golf courses	**	**	**	**	3	(D)	(D)	(D)	(D)
7993	Coin-operated amusement device operators	**	**	**	**	13	(D)	(D)	(D)	(D)
7996	Amusement parks	**	**	**	**	-	-	-	-	-
7997	Membership sports and recreation clubs	**	**	**	**	21	6 136	2 022	453	291
7999	Amusement and recreation services, n.e.c.	**	**	**	**	28	(D)	(D)	(D)	(D)
7999 pt.	Concession operators of amusement devices, rides	**	**	**	**	1	(D)	(D)	(D)	(D)
7999 pt.	Carnivals, circuses, and fairs.....	**	**	**	**	1	(D)	(D)	(D)	(D)
7999 pt.	Other commercial recreation and amusements.....	**	**	**	**	26	4 442	1 306	267	194
80, ex. 806	Health services, except hospitals	††	††	††	††	916	303 435	156 796	36 334	6 856
801	Offices of physicians.....	††	††	††	††	404	176 643	102 771	24 114	2 625
802	Offices of dentists	††	††	††	††	255	45 819	17 986	4 153	1 183
803	Offices of osteopathic physicians.....	††	††	††	††	73	19 494	10 182	2 168	303
8041	Offices of chiropractors	††	††	††	††	27	3 136	674	128	68
8042	Offices of optometrists	††	††	††	††	37	6 142	1 374	313	113
805	Nursing and personal care facilities.....	††	††	††	††	28	26 734	13 087	3 025	1 652
8049, 807, 8, 9	Other health services	††	††	††	††	92	25 467	10 722	2 433	912
807	Medical and dental laboratories	††	††	††	††	39	12 991	5 438	1 267	427
8071	Medical laboratories	††	††	††	††	15	7 550	2 932	686	253
8072	Dental laboratories	††	††	††	††	24	5 441	2 506	581	174
8049, 808, 9	Other health services, n.e.c.	††	††	††	††	53	12 476	5 284	1 166	485
81	Legal services.....	††	††	††	††	234	62 534	28 362	6 587	1 300
823, 4, 9	Selected educational services.....	††	††	††	††	22	4 694	1 775	403	170
823	Libraries and information centers.....	**	**	**	**	-	-	-	-	-
824	Correspondence schools and vocational schools.....	**	**	**	**	11	(D)	(D)	(D)	(D)
829	Schools and educational services, n.e.c.	**	**	**	**	11	(D)	(D)	(D)	(D)
891	Engineering, architectural, and surveying services	††	††	††	††	82	50 342	25 270	6 191	1 110
891 pt.	Architectural services	**	**	**	**	25	9 504	4 937	976	208
891 pt.	Engineering services	**	**	**	**	49	39 238	19 428	4 964	849
891 pt.	Surveying services.....	**	**	**	**	8	1 600	905	251	53
893	Accounting, auditing, and bookkeeping services	††	††	††	††	120	39 629	16 067	3 995	903
83, 892, 9	Social and other services	††	††	††	††	87	11 435	4 335	1 015	700
83	Social services	**	**	**	**	78	9 768	3 823	921	673
835	Child day care services	**	**	**	**	72	5 806	2 554	631	547
832, 3, 6, 9	Other social services	**	**	**	**	6	3 962	1 269	290	126
892, 9	Other services	**	**	**	**	9	1 667	512	94	27

Table 6. Summary Statistics for Firms Subject to Federal Income Tax for Counties With 300 Establishments or More: 1982—Con.

[For meaning of abbreviations and symbols, see introductory text. For explanation of terms and comparability of 1977 and 1982 censuses, see appendix A. For information on geographic areas followed by Δ, see appendix F]

SIC code	Geographic area and kind of business or operation	All establishments				Establishments with payroll				Paid employees for pay period including March 12 (number)
		Number	Receipts (\$1,000)	Unincorporated businesses or operations		Number	Receipts (\$1,000)	Annual payroll (\$1,000)	First quarter payroll (\$1,000)	
				Individual proprietorships (number)	Partnerships (number)					
MUSKINGUM COUNTY										
	Total	††	††	††	††	375	80 156	28 506	6 495	2 138
70	Hotels, motels, and other lodging places	††	††	††	††	8	4 872	1 554	326	194
7011	Hotels, motor hotels, and motels.....	††	††	††	††	6	(D)	(D)	(D)	(D)
7011 pt.	Hotels.....	††	††	††	††	1	(D)	(D)	(D)	(D)
7011 pt.	Motels, motor hotels, and tourist courts.....	††	††	††	††	5	(D)	(D)	(D)	(D)
702, 3, 4	Other lodging places.....	††	††	††	††	2	(D)	(D)	(D)	(D)
72	Personal services	††	††	††	††	72	8 250	2 704	627	333
721	Laundry, cleaning, and garment services.....	††	††	††	††	16	2 732	892	251	122
7215	Coin-operated laundries and dry cleaning.....	††	††	††	††	8	427	84	21	22
721 ex.	Other laundry, cleaning, and garment services.....	††	††	††	††	8	2 305	808	230	100
7215	Power laundries, family and commercial*.....	-	-	-	-	-
7211	Dry-cleaning plants, except rug cleaning*.....	3	(D)	(D)	(D)	(D)
7216	Laundry and cleaning services, n.e.c.*.....	5	(D)	(D)	(D)	(D)
Other 721										
722	Photographic studios, portrait.....	††	††	††	††	4	439	73	18	14
723, 4	Beauty and barber shops	††	††	††	††	32	1 844	811	172	118
723	Beauty shops.....	††	††	††	††	32	1 844	811	172	118
724	Barber shops.....	††	††	††	††	-	-	-	-	-
725	Shoe repair, shoe shine, and hat-cleaning shops.....	††	††	††	††	2	(D)	(D)	(D)	(D)
726	Funeral service and crematories.....	††	††	††	††	9	2 048	544	113	30
729	Miscellaneous personal services.....	††	††	††	††	9	(D)	(D)	(D)	(D)
73	Business services	††	††	††	††	28	6 366	1 970	446	144
731	Advertising.....	††	††	††	††	2	(D)	(D)	(D)	(D)
734	Services to dwellings and other buildings.....	††	††	††	††	6	322	105	25	17
737	Computer and data processing services.....	††	††	††	††	2	(D)	(D)	(D)	(D)
7392	Management, consulting, and public relations services.....	††	††	††	††	4	(D)	(D)	(D)	(D)
7394	Equipment rental and leasing services.....	††	††	††	††	2	(D)	(D)	(D)	(D)
Other 73	Other business services.....	††	††	††	††	12	1 184	443	95	46
75	Automotive repair, services, and garages	††	††	††	††	40	6 060	1 751	438	182
751	Automotive rental and leasing, without drivers.....	††	††	††	††	6	1 203	209	50	18
752	Automobile parking.....	††	††	††	††	3	41	16	4	6
753	Automotive repair shops.....	††	††	††	††	24	3 917	1 275	322	108
7538	General automotive repair shops.....	††	††	††	††	6	727	200	50	24
7531	Top and body repair shops.....	††	††	††	††	7	362	100	31	11
7534, 5, 9	Other automotive repair shops.....	††	††	††	††	11	2 828	975	241	73
754	Automotive services, except repair.....	††	††	††	††	7	899	248	62	50
76	Miscellaneous repair services	††	††	††	††	19	6 918	1 185	301	92
762	Electrical and electronic repair shops.....	††	††	††	††	7	919	266	58	28
7622	Radio and TV repair shops.....	††	††	††	††	4	341	119	26	15
7623, 9	Other electrical and electronic repair shops.....	††	††	††	††	3	578	147	32	13
764	Reupholstery and furniture repair.....	††	††	††	††	2	(D)	(D)	(D)	(D)
763, 9	Other repair shops and related services.....	††	††	††	††	10	(D)	(D)	(D)	(D)
78, 79	Amusement and recreation services, including motion pictures	††	††	††	††	24	7 443	1 237	278	155
781, 2	Motion picture production, distribution, and services.....	††	††	††	††	-	-	-	-	-
783	Motion picture theaters.....	††	††	††	††	2	(D)	(D)	(D)	(D)
792	Producers, orchestras, and entertainers.....	††	††	††	††	3	(D)	(D)	(D)	(D)
793	Bowling alleys and billiards and pool establishments.....	††	††	††	††	3	(D)	(D)	(D)	(D)
79 ex. 792, 3	Commercial sports and other amusement and recreation services.....	††	††	††	††	16	2 260	585	127	79
80, ex. 806	Health services, except hospitals	††	††	††	††	127	31 786	15 696	3 465	797
801	Offices of physicians.....	††	††	††	††	63	19 870	10 703	2 455	365
802	Offices of dentists.....	††	††	††	††	37	5 134	1 861	386	146
803	Offices of osteopathic physicians.....	††	††	††	††	1	(D)	(D)	(D)	(D)
8041	Offices of chiropractors.....	††	††	††	††	2	(D)	(D)	(D)	(D)
8042	Offices of optometrists.....	††	††	††	††	8	982	236	44	21
805	Nursing and personal care facilities.....	††	††	††	††	10	3 786	2 060	411	227
8049, 807, 8, 9	Other health services.....	††	††	††	††	6	1 563	674	143	28
81	Legal services	††	††	††	††	26	(D)	(D)	(D)	(D)
823, 4, 9	Selected educational services	††	††	††	††	3	(D)	(D)	(D)	(D)
891	Engineering, architectural, and surveying services	††	††	††	††	8	759	309	63	28
893	Accounting, auditing, and bookkeeping services	††	††	††	††	13	1 725	601	146	46
83, 892, 9	Social and other services	††	††	††	††	7	730	322	70	55
83	Social services.....	6	(D)	(D)	(D)	(D)
892, 9	Other services.....	1	(D)	(D)	(D)	(D)

Table 6. Summary Statistics for Firms Subject to Federal Income Tax for Counties With 300 Establishments or More: 1982—Con.

[For meaning of abbreviations and symbols, see introductory text. For explanation of terms and comparability of 1977 and 1982 censuses, see appendix A. For information on geographic areas followed by Δ, see appendix F]

SIC code	Geographic area and kind of business or operation	All establishments				Establishments with payroll				
		Number	Receipts (\$1,000)	Unincorporated businesses or operations		Number	Receipts (\$1,000)	Annual payroll (\$1,000)	First quarter payroll (\$1,000)	Paid employees for pay period including March 12 (number)
				Individual proprietorships (number)	Partnerships (number)					
PORTAGE COUNTY										
	Total	††	††	††	††	456	119 823	43 929	9 567	3 124
70	Hotels, motels, and other lodging places	††	††	††	††	18	4 360	1 149	194	189
7011	Hotels, motor hotels, and motels.....	††	††	††	††	7	(D)	(D)	(D)	(D)
7011 pt.	Hotels.....	††	††	††	††	2	(D)	(D)	(D)	(D)
7011 pt.	Hotels, motor hotels, and tourist courts.....	††	††	††	††	5	(D)	(D)	(D)	(D)
702, 3, 4	Other lodging places.....	††	††	††	††	11	(D)	(D)	(D)	(D)
72	Personal services	††	††	††	††	73	6 268	2 278	547	311
721	Laundry, cleaning, and garment services.....	††	††	††	††	22	1 982	715	158	108
7215	Coin-operated laundries and dry cleaning.....	††	††	††	††	10	(D)	(D)	(D)	(D)
721 ex.	Other laundry, cleaning, and garment services.....	††	††	††	††	12	(D)	(D)	(D)	(D)
7215	Power laundries, family and commercial*.....	**	**	**	**	1	(D)	(D)	(D)	(D)
7211	Dry-cleaning plants, except rug cleaning*.....	**	**	**	**	7	1 177	533	116	64
7216	Laundry and cleaning services, n.e.c.*.....	**	**	**	**	4	(D)	(D)	(D)	(D)
Other 721										
722	Photographic studios, portrait.....	††	††	††	††	1	(D)	(D)	(D)	(D)
723, 4	Beauty and barber shops	††	††	††	††	37	2 299	1 142	275	155
723	Beauty shops.....	††	††	††	††	35	(D)	(D)	(D)	(D)
724	Barber shops.....	††	††	††	††	2	(D)	(D)	(D)	(D)
725	Shoe repair, shoe shine, and hat-cleaning shops.....	††	††	††	††	-	-	-	-	-
726	Funeral service and crematories.....	††	††	††	††	8	1 787	365	103	40
729	Miscellaneous personal services.....	††	††	††	††	5	(D)	(D)	(D)	(D)
73	Business services	††	††	††	††	66	20 045	9 431	2 257	664
731	Advertising.....	††	††	††	††	6	887	381	112	21
734	Services to dwellings and other buildings.....	††	††	††	††	10	945	543	138	110
737	Computer and data processing services.....	††	††	††	††	5	2 658	1 741	463	75
7392	Management, consulting, and public relations services.....	††	††	††	††	14	2 472	667	152	46
7394	Equipment rental and leasing services.....	††	††	††	††	4	1 342	544	125	35
Other 73	Other business services.....	††	††	††	††	27	11 741	5 555	1 267	377
75	Automotive repair, services, and garages	††	††	††	††	52	12 346	2 689	607	207
751	Automotive rental and leasing, without drivers.....	††	††	††	††	7	4 187	537	105	38
752	Automobile parking.....	††	††	††	††	-	-	-	-	-
753	Automotive repair shops.....	††	††	††	††	38	7 628	1 999	475	140
7538	General automotive repair shops.....	††	††	††	††	9	1 182	328	80	29
7531	Top and body repair shops.....	††	††	††	††	16	2 251	725	181	50
7534, 5, 9	Other automotive repair shops.....	††	††	††	††	13	4 195	946	214	61
754	Automotive services, except repair.....	††	††	††	††	7	531	153	27	29
76	Miscellaneous repair services	††	††	††	††	13	1 684	602	138	60
762	Electrical and electronic repair shops.....	††	††	††	††	2	(D)	(D)	(D)	(D)
7622	Radio and TV repair shops.....	††	††	††	††	1	(D)	(D)	(D)	(D)
7623, 9	Other electrical and electronic repair shops.....	††	††	††	††	1	(D)	(D)	(D)	(D)
764	Reupholstery and furniture repair.....	††	††	††	††	5	734	328	70	36
763, 9	Other repair shops and related services.....	††	††	††	††	6	(D)	(D)	(D)	(D)
78, 79	Amusement and recreation services, including motion pictures	††	††	††	††	43	37 310	10 358	1 382	629
781, 2	Motion picture production, distribution, and services.....	††	††	††	††	1	(D)	(D)	(D)	(D)
783	Motion picture theaters.....	††	††	††	††	4	1 174	211	32	48
792	Producers, orchestras, and entertainers.....	††	††	††	††	5	(D)	(D)	(D)	(D)
793	Bowling alleys and billiards and pool establishments.....	††	††	††	††	4	(D)	(D)	(D)	(D)
79 ex. 792, 3	Commercial sports and other amusement and recreation services.....	††	††	††	††	29	32 648	9 019	1 119	410
80, ex. 806	Health services, except hospitals	††	††	††	††	122	30 190	14 829	3 823	807
801	Offices of physicians.....	††	††	††	††	59	15 577	8 810	2 314	261
802	Offices of dentists.....	††	††	††	††	37	5 656	2 054	558	135
803	Offices of osteopathic physicians.....	††	††	††	††	6	836	386	126	22
8041	Offices of chiropractors.....	††	††	††	††	4	648	179	27	10
8042	Offices of optometrists.....	††	††	††	††	6	779	173	45	15
805	Nursing and personal care facilities.....	††	††	††	††	4	5 643	2 529	600	324
8049, 807, 8, 9	Other health services.....	††	††	††	††	6	1 051	698	153	40
81	Legal services	††	††	††	††	31	3 773	1 091	262	89
823, 4, 9	Selected educational services	††	††	††	††	3	305	95	22	10
891	Engineering, architectural, and surveying services	††	††	††	††	10	595	241	53	15
893	Accounting, auditing, and bookkeeping services	††	††	††	††	14	1 579	612	156	48
83, 892, 9	Social and other services	††	††	††	††	11	1 368	554	126	95
83	Social services.....	**	**	**	**	8	(D)	(D)	(D)	(D)
892, 9	Other services.....	**	**	**	**	3	(D)	(D)	(D)	(D)
RICHLAND COUNTY (Coextensive with Mansfield, Ohio, SMSA; see table 4a.)										

Table 6. Summary Statistics for Firms Subject to Federal Income Tax for Counties With 300 Establishments or More: 1982—Con.

[For meaning of abbreviations and symbols, see introductory text. For explanation of terms and comparability of 1977 and 1982 censuses, see appendix A. For information on geographic areas followed by Δ, see appendix F]

SIC code	Geographic area and kind of business or operation	All establishments				Establishments with payroll				
		Number	Receipts (\$1,000)	Unincorporated businesses or operations		Number	Receipts (\$1,000)	Annual payroll (\$1,000)	First quarter payroll (\$1,000)	Paid employees for pay period including March 12 (number)
				Individual proprietorships (number)	Partnerships (number)					
SCIOTO COUNTY										
	Total	††	††	††	††	316	59 894	24 771	5 583	1 793
70	Hotels, motels, and other lodging places	††	††	††	††	10	2 674	675	147	107
7011	Hotels, motor hotels, and motels.....	††	††	††	††	9	(D)	(D)	(D)	(D)
7011 pt.	Hotels.....	††	††	††	††	4	(D)	(D)	(D)	(D)
7011 pt.	Motels, motor hotels, and tourist courts.....	††	††	††	††	5	(D)	(D)	(D)	(D)
702, 3, 4	Other lodging places.....	††	††	††	††	1	(D)	(D)	(D)	(D)
72	Personal services	††	††	††	††	57	5 119	1 457	348	266
721	Laundry, cleaning, and garment services.....	††	††	††	††	12	941	358	78	68
7215	Coin-operated laundries and dry cleaning.....	††	††	††	††	4	201	54	11	10
721 ex. 7215	Other laundry, cleaning, and garment services.....	††	††	††	††	8	740	304	67	58
7211	Power laundries, family and commercial*.....	**	**	**	**	1	(D)	(D)	(D)	(D)
7216	Dry-cleaning plants, except rug cleaning*.....	**	**	**	**	5	437	174	40	32
Other 721	Laundry and cleaning services, n.e.c.*.....	**	**	**	**	2	(D)	(D)	(D)	(D)
722	Photographic studios, portrait.....	††	††	††	††	5	923	196	39	25
723, 4	Beauty and barber shops	††	††	††	††	21	572	235	58	47
723	Beauty shops.....	††	††	††	††	20	(D)	(D)	(D)	(D)
724	Barber shops.....	††	††	††	††	1	(D)	(D)	(D)	(D)
725	Shoe repair, shoe shine, and hat-cleaning shops.....	††	††	††	††	2	(D)	(D)	(D)	(D)
726	Funeral service and crematories.....	††	††	††	††	13	2 170	478	115	71
729	Miscellaneous personal services.....	††	††	††	††	4	(D)	(D)	(D)	(D)
73	Business services	††	††	††	††	27	3 294	1 201	257	121
731	Advertising.....	††	††	††	††	3	158	69	18	6
734	Services to dwellings and other buildings.....	††	††	††	††	8	1 163	419	85	49
737	Computer and data processing services.....	††	††	††	††	2	(D)	(D)	(D)	(D)
7392	Management, consulting, and public relations services.....	††	††	††	††	2	(D)	(D)	(D)	(D)
7394	Equipment rental and leasing services.....	††	††	††	††	-	(D)	(D)	(D)	(D)
Other 73	Other business services.....	††	††	††	††	12	1 108	481	101	49
75	Automotive repair, services, and garages	††	††	††	††	27	3 867	934	205	88
751	Automotive rental and leasing, without drivers.....	††	††	††	††	1	(D)	(D)	(D)	(D)
752	Automobile parking.....	††	††	††	††	-	-	-	-	-
753	Automotive repair shops.....	††	††	††	††	24	3 663	859	185	71
7538	General automotive repair shops.....	††	††	††	††	6	1 184	355	87	27
7531	Top and body repair shops.....	††	††	††	††	9	1 076	254	42	23
7534, 5, 9	Other automotive repair shops.....	††	††	††	††	9	1 403	250	56	21
754	Automotive services, except repair.....	††	††	††	††	2	(D)	(D)	(D)	(D)
76	Miscellaneous repair services	††	††	††	††	6	660	204	61	19
762	Electrical and electronic repair shops.....	††	††	††	††	1	(D)	(D)	(D)	(D)
7622	Radio and TV repair shops.....	††	††	††	††	1	(D)	(D)	(D)	(D)
7623, 9	Other electrical and electronic repair shops.....	††	††	††	††	-	-	-	-	-
764	Reupholstery and furniture repair.....	††	††	††	††	1	(D)	(D)	(D)	(D)
763, 9	Other repair shops and related services.....	††	††	††	††	4	(D)	(D)	(D)	(D)
78, 79	Amusement and recreation services, including motion pictures	††	††	††	††	15	2 033	413	81	66
781, 2	Motion picture production, distribution, and services.....	††	††	††	††	-	-	-	-	-
783	Motion picture theaters.....	††	††	††	††	4	734	93	15	15
792	Producers, orchestras, and entertainers.....	††	††	††	††	-	-	-	-	-
793	Bowling alleys and billiards and pool establishments.....	††	††	††	††	3	434	110	30	16
79 ex. 792, 3	Commercial sports and other amusement and recreation services.....	††	††	††	††	8	865	210	36	35
80, ex. 806	Health services, except hospitals	††	††	††	††	126	34 268	16 528	3 818	925
801	Offices of physicians.....	††	††	††	††	64	17 043	9 005	2 178	225
802	Offices of dentists.....	††	††	††	††	24	3 582	1 370	259	88
803	Offices of osteopathic physicians.....	††	††	††	††	6	568	257	67	15
8041	Offices of chiropractors.....	††	††	††	††	3	784	144	37	12
8042	Offices of optometrists.....	††	††	††	††	8	1 373	247	57	37
805	Nursing and personal care facilities.....	††	††	††	††	13	9 908	5 178	1 130	520
8049, 807, 8, 9	Other health services.....	††	††	††	††	8	1 010	327	90	28
81	Legal services	††	††	††	††	20	(D)	(D)	(D)	(D)
823, 4, 9	Selected educational services	††	††	††	††	1	(D)	(D)	(D)	(D)
891	Engineering, architectural, and surveying services	††	††	††	††	9	2 806	1 195	231	59
893	Accounting, auditing, and bookkeeping services	††	††	††	††	13	1 458	819	177	45
83, 892, 9	Social and other services	††	††	††	††	5	220	118	26	20
83	Social services.....	**	**	**	**	5	220	118	26	20
892, 9	Other services.....	**	**	**	**	-	-	-	-	-

Table 6. Summary Statistics for Firms Subject to Federal Income Tax for Counties With 300 Establishments or More: 1982—Con.

[For meaning of abbreviations and symbols, see introductory text. For explanation of terms and comparability of 1977 and 1982 censuses, see appendix A. For information on geographic areas followed by Δ, see appendix F]

SIC code	Geographic area and kind of business or operation	All establishments				Establishments with payroll				
		Number	Receipts (\$1,000)	Unincorporated businesses or operations		Number	Receipts (\$1,000)	Annual payroll (\$1,000)	First quarter payroll (\$1,000)	Paid employees for pay period including March 12 (number)
				Individual proprietorships (number)	Partnerships (number)					
STARK COUNTY										
	Total.....	††	††	††	††	1 901	448 435	182 293	42 599	14 070
70	Hotels, motels, and other lodging places.....	††	††	††	††	36	(D)	(D)	(D)	(D)
7011	Hotels, motor hotels, and motels.....	††	††	††	††	27	(D)	(D)	(D)	(D)
7011 pt.	Hotels.....	††	††	††	††	6	(D)	(D)	(D)	(D)
7011 pt.	Motels, motor hotels, and tourist courts.....	††	††	††	††	21	8 385	1 612	386	268
702, 3, 4	Other lodging places.....	††	††	††	††	9	(D)	(D)	(D)	(D)
72	Personal services.....	††	††	††	††	320	37 095	12 699	2 992	1 647
721	Laundry, cleaning, and garment services.....	††	††	††	††	80	(D)	(D)	(D)	(D)
7215	Coin-operated laundries and dry cleaning.....	††	††	††	††	14	1 226	281	63	51
721 ex.	Other laundry, cleaning, and garment services.....	††	††	††	††	66	(D)	(D)	(D)	(D)
7215	Power laundries, family and commercial*.....	3	330	144	34	25
7211	Dry-cleaning plants, except rug cleaning*.....	46	(D)	(D)	(D)	(D)
7216	Laundry and cleaning services, n.e.c.*.....	17	8 341	2 939	651	229
Other 721										
722	Photographic studios, portrait.....	††	††	††	††	14	1 504	323	77	58
723, 4	Beauty and barber shops.....	††	††	††	††	152	8 822	4 054	936	562
723	Beauty shops.....	††	††	††	††	142	8 531	3 931	906	545
724	Barber shops.....	††	††	††	††	10	291	123	30	17
725	Shoe repair, shoe shine, and hat-cleaning shops.....	††	††	††	††	7	440	100	24	14
726	Funeral service and crematories.....	††	††	††	††	34	7 318	1 685	439	170
729	Miscellaneous personal services.....	††	††	††	††	33	(D)	(D)	(D)	(D)
73	Business services.....	††	††	††	††	244	(D)	(D)	(D)	(D)
731	Advertising.....	††	††	††	††	18	(D)	(D)	(D)	(D)
734	Services to dwellings and other buildings.....	††	††	††	††	49	6 379	3 220	764	573
737	Computer and data processing services.....	††	††	††	††	19	7 728	2 895	673	180
7392	Management, consulting, and public relations services.....	††	††	††	††	30	7 579	3 455	782	177
7394	Equipment rental and leasing services.....	††	††	††	††	15	(D)	(D)	(D)	(D)
Other 73	Other business services.....	††	††	††	††	113	(D)	(D)	(D)	(D)
75	Automotive repair, services, and garages.....	††	††	††	††	179	36 514	8 622	2 055	797
751	Automotive rental and leasing, without drivers.....	††	††	††	††	13	9 408	1 172	260	78
752	Automobile parking.....	††	††	††	††	6	530	153	36	27
753	Automotive repair shops.....	††	††	††	††	136	24 053	6 252	1 497	519
7538	General automotive repair shops.....	††	††	††	††	52	(D)	(D)	(D)	(D)
7531	Top and body repair shops.....	††	††	††	††	43	9 041	2 421	567	197
7534, 5, 9	Other automotive repair shops.....	††	††	††	††	41	(D)	(D)	(D)	(D)
754	Automotive services, except repair.....	††	††	††	††	24	2 523	1 045	262	173
76	Miscellaneous repair services.....	††	††	††	††	68	(D)	(D)	(D)	(D)
762	Electrical and electronic repair shops.....	††	††	††	††	15	3 019	830	206	71
7622	Radio and TV repair shops.....	††	††	††	††	8	2 457	685	162	51
7623, 9	Other electrical and electronic repair shops.....	††	††	††	††	7	562	145	44	20
764	Reupholstery and furniture repair.....	††	††	††	††	10	642	214	54	24
763, 9	Other repair shops and related services.....	††	††	††	††	43	(D)	(D)	(D)	(D)
78, 79	Amusement and recreation services, including motion pictures.....	††	††	††	††	115	25 043	6 630	1 449	1 196
781, 2	Motion picture production, distribution, and services.....	††	††	††	††	-	-	-	-	-
783	Motion picture theaters.....	††	††	††	††	11	3 759	636	135	107
792	Producers, orchestras, and entertainers.....	††	††	††	††	4	(D)	(D)	(D)	(D)
793	Bowling alleys and billiards and pool establishments.....	††	††	††	††	24	(D)	(D)	(D)	(D)
79 ex. 792, 3	Commercial sports and other amusement and recreation services.....	††	††	††	††	76	13 381	3 680	627	567
80, ex. 806	Health services, except hospitals.....	††	††	††	††	629	173 621	88 251	20 138	4 722
801	Offices of physicians.....	††	††	††	††	303	93 825	52 859	11 972	1 532
802	Offices of dentists.....	††	††	††	††	167	23 878	8 744	1 860	647
803	Offices of osteopathic physicians.....	††	††	††	††	16	7 658	4 341	1 119	137
8041	Offices of chiropractors.....	††	††	††	††	22	(D)	(D)	(D)	(D)
8042	Offices of optometrists.....	††	††	††	††	31	(D)	(D)	(D)	(D)
805	Nursing and personal care facilities.....	††	††	††	††	41	(D)	(D)	(D)	(D)
8049, 807, 8, 9	Other health services.....	††	††	††	††	49	(D)	(D)	(D)	(D)
81	Legal services.....	††	††	††	††	156	26 321	10 749	2 567	559
823, 4, 9	Selected educational services.....	††	††	††	††	16	2 591	531	159	63
891	Engineering, architectural, and surveying services.....	††	††	††	††	36	(D)	(D)	(D)	(D)
893	Accounting, auditing, and bookkeeping services.....	††	††	††	††	68	14 541	6 065	1 435	386
83, 892, 9	Social and other services.....	††	††	††	††	34	(D)	(D)	(D)	(D)
83	Social services.....	33	2 217	1 041	248	221
892, 9	Other services.....	1	(D)	(D)	(D)	(D)

Table 6. Summary Statistics for Firms Subject to Federal Income Tax for Counties With 300 Establishments or More: 1982—Con.

[For meaning of abbreviations and symbols, see introductory text. For explanation of terms and comparability of 1977 and 1982 censuses, see appendix A. For information on geographic areas followed by Δ, see appendix F]

SIC code	Geographic area and kind of business or operation	All establishments				Establishments with payroll				
		Number	Receipts (\$1,000)	Unincorporated businesses or operations		Number	Receipts (\$1,000)	Annual payroll (\$1,000)	First quarter payroll (\$1,000)	Paid employees for pay period including March 12 (number)
				Individual proprietorships (number)	Partnerships (number)					
SUMMIT COUNTY										
	Total	††	††	††	††	2 883	764 157	311 957	78 279	22 896
70	Hotels, motels, and other lodging places	††	††	††	††	41	38 528	10 949	2 508	1 744
7011	Hotels, motor hotels, and motels.....	††	††	††	††	38	(D)	(D)	(D)	(D)
7011 pt.	Hotels.....	††	††	††	††	13	(D)	(D)	(D)	(D)
7011 pt.	Hotels, 25 guestrooms or more.....	††	††	††	††	10	(D)	(D)	(D)	(D)
7011 pt.	Hotels, less than 25 guestrooms.....	**	**	**	**	3	(D)	(D)	(D)	(D)
7011 pt.	Motels, motor hotels, and tourist courts.....	††	††	††	††	25	(D)	(D)	(D)	(D)
7011 pt.	Motels, tourist courts.....	††	††	††	††	21	(D)	(D)	(D)	(D)
7011 pt.	Motor hotels.....	**	**	**	**	4	468	137	34	26
702, 3, 4	Other lodging places.....	††	††	††	††	3	(D)	(D)	(D)	(D)
703	Trailing parks and camps.....	††	††	††	††	2	(D)	(D)	(D)	(D)
702, 4	Rooming, boarding, and membership lodging.....	††	††	††	††	1	(D)	(D)	(D)	(D)
72	Personal services	††	††	††	††	456	65 215	22 393	5 202	2 718
721	Laundry, cleaning, and garment services.....	††	††	††	††	94	20 340	5 316	1 432	667
7215	Coin-operated laundries and dry cleaning.....	††	††	††	††	14	(D)	(D)	(D)	(D)
721 ex. 7215	Other laundry, cleaning, and garment services.....	††	††	††	††	80	(D)	(D)	(D)	(D)
7211	Power laundries, family and commercial*.....	**	**	**	**	5	(D)	(D)	(D)	(D)
7216	Dry-cleaning plants, except rug cleaning*.....	**	**	**	**	55	6 633	2 234	534	329
Other 721	Laundry and cleaning services, n.e.c.*.....	**	**	**	**	20	(D)	(D)	(D)	(D)
7212	Garment pressing and agents for laundries and dry cleaners.....	**	**	**	**	1	(D)	(D)	(D)	(D)
7213	Linen supply*.....	**	**	**	**	2	(D)	(D)	(D)	(D)
7217	Carpet and upholstery cleaning.....	**	**	**	**	9	1 116	397	66	40
7218	Industrial launderers*.....	**	**	**	**	4	2 494	1 183	485	145
7214, 9	Other laundry, garment services, including diaper*.....	**	**	**	**	4	(D)	(D)	(D)	(D)
722	Photographic studios, portrait.....	††	††	††	††	17	(D)	(D)	(D)	(D)
723, 4	Beauty and barber shops	††	††	††	††	254	18 783	9 770	2 074	1 279
723	Beauty shops.....	††	††	††	††	230	(D)	(D)	(D)	(D)
724	Barber shops.....	††	††	††	††	24	(D)	(D)	(D)	(D)
725	Shoe repair, shoe shine, and hat-cleaning shops.....	††	††	††	††	6	234	67	21	10
726	Funeral service and crematories.....	††	††	††	††	36	13 794	3 833	886	272
729	Miscellaneous personal services.....	††	††	††	††	49	(D)	(D)	(D)	(D)
73	Business services	††	††	††	††	438	145 908	59 773	14 854	5 580
731	Advertising.....	††	††	††	††	27	10 304	4 377	1 081	208
7311	Advertising agencies.....	††	††	††	††	25	(D)	(D)	(D)	(D)
7312	Outdoor advertising services.....	**	**	**	**	-	-	-	-	-
7313	Radio, TV, publishers' advertising representatives.....	**	**	**	**	2	(D)	(D)	(D)	(D)
7319	Advertising, n.e.c.....	**	**	**	**	-	-	-	-	-
734	Services to dwellings and other buildings.....	††	††	††	††	90	10 687	5 427	1 255	950
7341	Window cleaning.....	**	**	**	**	1	(D)	(D)	(D)	(D)
7342	Disinfecting and exterminating services.....	**	**	**	**	9	(D)	(D)	(D)	(D)
7349	Cleaning and maintenance services, n.e.c.....	**	**	**	**	80	8 528	4 581	1 058	890
737	Computer and data processing services.....	††	††	††	††	29	17 558	6 141	1 557	353
7372	Computer programming and other software services.....	**	**	**	**	15	(D)	(D)	(D)	(D)
7374	Data processing services.....	**	**	**	**	9	(D)	(D)	(D)	(D)
7379	Computer related services, n.e.c.....	**	**	**	**	5	4 031	951	211	49
7392	Management, consulting, and public relations services.....	††	††	††	††	71	20 026	8 118	1 954	425
7394	Equipment rental and leasing services.....	††	††	††	††	23	8 249	1 911	416	141
Other 73	Other business services	††	††	††	††	198	79 084	33 799	8 591	3 503
732	Credit reporting, collection agencies.....	**	**	**	**	12	(D)	(D)	(D)	(D)
7331	Direct mail advertising services.....	**	**	**	**	3	600	130	26	12
7332	Blueprinting and photocopying services.....	**	**	**	**	8	(D)	(D)	(D)	(D)
7333	Commercial photography, art, and graphics.....	**	**	**	**	20	7 954	3 388	918	159
7339	Stenographic services; and reproduction services, n.e.c.....	**	**	**	**	12	(D)	(D)	(D)	(D)
736	Personnel supply services.....	**	**	**	**	45	(D)	(D)	(D)	(D)
7361	Employment agencies.....	**	**	**	**	24	(D)	(D)	(D)	(D)
7362	Help supply services.....	**	**	**	**	21	(D)	(D)	(D)	(D)
7369	Facilities management services.....	**	**	**	**	-	-	-	-	-
7391	Research and development laboratories.....	**	**	**	**	7	(D)	(D)	(D)	(D)
7397	Testing laboratories and facilities.....	**	**	**	**	5	(D)	(D)	(D)	(D)
7393	Detective agencies and protective services.....	**	**	**	**	31	10 999	6 556	1 607	941
7395	Photofinishing laboratories*.....	**	**	**	**	4	(D)	(D)	(D)	(D)
7399 pt.	Sign painting shops.....	**	**	**	**	3	171	47	12	7
7399 pt.	Interior designing.....	**	**	**	**	8	1 564	351	82	41
7399 pt.	Telephone answering services.....	**	**	**	**	11	2 176	940	234	110
735, 7396, 7399 pt.	Other business services, n.e.c.....	**	**	**	**	29	12 272	4 269	1 147	357

Table 6. Summary Statistics for Firms Subject to Federal Income Tax for Counties With 300 Establishments or More: 1982—Con.

[For meaning of abbreviations and symbols, see introductory text. For explanation of terms and comparability of 1977 and 1982 censuses, see appendix A. For information on geographic areas followed by Δ, see appendix F.]

SIC code	Geographic area and kind of business or operation	All establishments				Establishments with payroll				
		Number	Receipts (\$1,000)	Unincorporated businesses or operations		Number	Receipts (\$1,000)	Annual payroll (\$1,000)	First quarter payroll (\$1,000)	Paid employees for pay period including March 12 (number)
				Individual proprietorships (number)	Partnerships (number)					
SUMMIT COUNTY—Con.										
75	Automotive repair, services, and garages.....	††	††	††	††	293	77 158	20 303	4 649	1 630
751	Automotive rental and leasing, without drivers	††	††	††	††	27	15 019	2 106	524	154
752	Automobile parking	††	††	††	††	17	2 138	633	178	169
7523	Parking lots	††	††	††	††	15	(D)	(D)	(D)	(D)
7525	Parking structures	**	**	**	**	2	(D)	(D)	(D)	(D)
753	Automotive repair shops.....	††	††	††	††	201	52 077	15 106	3 340	994
7538	General automotive repair shops	††	††	††	††	68	11 976	3 543	809	253
7538 pt.	General automotive repair shops, except diesel	**	**	**	**	65	(D)	(D)	(D)	(D)
7538 pt.	Diesel repair shops	**	**	**	**	3	(D)	(D)	(D)	(D)
7531	Top and body repair shops	††	††	††	††	63	13 864	4 547	1 042	311
7534, 5, 9	Other automotive repair shops	††	††	††	††	70	26 237	7 016	1 489	430
7534	Tire retreading and repair shops	**	**	**	**	3	(D)	(D)	(D)	(D)
7535	Paint shops	**	**	**	**	9	1 556	583	112	40
7539 pt.	Auto electrical and fuel system services	**	**	**	**	7	(D)	(D)	(D)	(D)
7539 pt.	Radiator repair	**	**	**	**	5	1 570	384	72	27
7539 pt.	Glass replacement and repair	**	**	**	**	11	(D)	(D)	(D)	(D)
7539 pt.	Brake, front end, and wheel alignment	**	**	**	**	5	(D)	(D)	(D)	(D)
7539 pt.	Exhaust system services (muffler shops)	**	**	**	**	15	(D)	(D)	(D)	(D)
7539 pt.	Transmission repair shops	**	**	**	**	14	(D)	(D)	(D)	(D)
7539 pt.	Other automotive repair shops, n.e.c.	**	**	**	**	1	(D)	(D)	(D)	(D)
754	Automotive services, except repair	††	††	††	††	48	7 924	2 458	607	313
7542	Car washes	**	**	**	**	25	(D)	(D)	(D)	(D)
7549	Other automotive services	**	**	**	**	23	(D)	(D)	(D)	(D)
76	Miscellaneous repair services	††	††	††	††	127	40 769	14 109	3 228	887
762	Electrical and electronic repair shops	††	††	††	††	36	(D)	(D)	(D)	(D)
7622	Radio and TV repair shops	††	††	††	††	12	(D)	(D)	(D)	(D)
7623, 9	Other electrical and electronic repair shops	††	††	††	††	24	(D)	(D)	(D)	(D)
7623	Refrigeration and air-conditioning repair shops	**	**	**	**	4	478	167	37	14
7629	Electrical and electronic repair shops, n.e.c.	**	**	**	**	20	(D)	(D)	(D)	(D)
764	Reupholstery and furniture repair	††	††	††	††	15	1 272	466	98	54
763, 9	Other repair shops and related services.....	††	††	††	††	76	(D)	(D)	(D)	(D)
763	Watch, clock, and jewelry repair	**	**	**	**	2	(D)	(D)	(D)	(D)
769	Miscellaneous repair and related services	**	**	**	**	74	(D)	(D)	(D)	(D)
7692	Welding repair	**	**	**	**	9	(D)	(D)	(D)	(D)
7694	Armature rewinding shops	**	**	**	**	7	6 627	1 667	412	101
7699	Repair shops and related services, n.e.c.	**	**	**	**	58	(D)	(D)	(D)	(D)
78, 79	Amusement and recreation services, including motion pictures..	††	††	††	††	148	51 477	17 451	4 286	1 767
781, 2	Motion picture production, distribution, and services	††	††	††	††	4	(D)	(D)	(D)	(D)
783	Motion picture theaters	††	††	††	††	20	7 474	1 284	285	215
7832	Motion picture theaters, except drive-in	**	**	**	**	15	(D)	(D)	(D)	(D)
7833	Drive-in motion picture theaters	**	**	**	**	5	(D)	(D)	(D)	(D)
792	Producers, orchestras, and entertainers	††	††	††	††	11	(D)	(D)	(D)	(D)
7922	Theatrical producers (except motion picture) and miscellaneous theatrical services	**	**	**	**	2	(D)	(D)	(D)	(D)
7929	Bands, orchestras, actors, and other entertainers and entertainment groups	**	**	**	**	9	(D)	(D)	(D)	(D)
793	Bowling alleys and billiards and pool establishments	††	††	††	††	24	(D)	(D)	(D)	(D)
7932	Billiard and pool establishments	††	††	††	††	2	(D)	(D)	(D)	(D)
7933	Bowling alleys	††	††	††	††	22	(D)	(D)	(D)	(D)
79 ex. 792, 3	Commercial sports and other amusement and recreation services ..	††	††	††	††	89	31 890	11 976	3 005	955
794	Commercial sports	††	††	††	††	10	(D)	(D)	(D)	(D)
7941	Professional sports clubs, managers, promoters	††	††	††	††	1	(D)	(D)	(D)	(D)
7948	Racing, including track operation	††	††	††	††	9	(D)	(D)	(D)	(D)
79 ex. 792, 3, 4	Other amusement and recreation services	††	††	††	††	79	(D)	(D)	(D)	(D)
791	Dance halls, studios, and schools	**	**	**	**	9	(D)	(D)	(D)	(D)
7992	Public golf courses	**	**	**	**	12	3 355	973	104	58
7993	Coin-operated amusement device operators	**	**	**	**	8	(D)	(D)	(D)	(D)
7996	Amusement parks	**	**	**	**	1	(D)	(D)	(D)	(D)
7997	Membership sports and recreation clubs	**	**	**	**	17	4 734	1 812	278	162
7999	Amusement and recreation services, n.e.c.	**	**	**	**	32	5 845	1 565	409	270
7999 pt.	Concession operators of amusement devices, rides	**	**	**	**	-	-	-	-	-
7999 pt.	Carnivals, circuses, and fairs	**	**	**	**	1	(D)	(D)	(D)	(D)
7999 pt.	Other commercial recreation and amusements	**	**	**	**	31	(D)	(D)	(D)	(D)

Table 6. Summary Statistics for Firms Subject to Federal Income Tax for Counties With 300 Establishments or More: 1982—Con.

[For meaning of abbreviations and symbols, see introductory text. For explanation of terms and comparability of 1977 and 1982 censuses, see appendix A. For information on geographic areas followed by Δ, see appendix F]

SIC code	Geographic area and kind of business or operation	All establishments				Establishments with payroll				
		Number	Receipts (\$1,000)	Unincorporated businesses or operations		Number	Receipts (\$1,000)	Annual payroll (\$1,000)	First quarter payroll (\$1,000)	Paid employees for pay period including March 12 (number)
				Individual proprietorships (number)	Partnerships (number)					
SUMMIT COUNTY—Con.										
80, ex. 806	Health services, except hospitals	††	††	††	††	878	229 380	115 111	29 956	5 683
801	Offices of physicians	††	††	††	††	439	123 928	69 571	19 031	1 809
802	Offices of dentists	††	††	††	††	236	38 324	15 033	3 655	1 027
803	Offices of osteopathic physicians	††	††	††	††	42	9 045	4 985	1 181	190
8041	Offices of chiropractors	††	††	††	††	16	2 201	621	132	55
8042	Offices of optometrists	††	††	††	††	39	6 645	2 032	456	136
805	Nursing and personal care facilities	††	††	††	††	23	32 323	15 263	3 713	1 877
8049, 807, 8, 9	Other health services	††	††	††	††	83	16 914	7 606	1 788	589
807	Medical and dental laboratories	††	††	††	††	26	(D)	(D)	(D)	(D)
8071	Medical laboratories	††	††	††	††	10	1 899	570	137	62
8072	Dental laboratories	††	††	††	††	16	(D)	(D)	(D)	(D)
8049, 808, 9	Other health services, n.e.c.	††	††	††	††	57	(D)	(D)	(D)	(D)
81	Legal services	††	††	††	††	242	46 972	22 212	6 099	975
823, 4, 9	Selected educational services	††	††	††	††	19	2 907	1 098	272	158
823	Libraries and information centers	**	**	**	**	-	-	-	-	-
824	Correspondence schools and vocational schools	**	**	**	**	9	(D)	(D)	(D)	(D)
829	Schools and educational services, n.e.c.	**	**	**	**	10	(D)	(D)	(D)	(D)
891	Engineering, architectural, and surveying services	††	††	††	††	92	35 547	15 591	4 114	690
891 pt.	Architectural services	**	**	**	**	24	5 689	2 618	821	119
891 pt.	Engineering services	**	**	**	**	59	(D)	(D)	(D)	(D)
891 pt.	Surveying services	**	**	**	**	9	(D)	(D)	(D)	(D)
893	Accounting, auditing, and bookkeeping services	††	††	††	††	98	26 132	11 226	2 701	659
83, 892, 9	Social and other services	††	††	††	††	51	4 164	1 741	410	405
83	Social services	**	**	**	**	43	(D)	(D)	(D)	(D)
835	Child day care services	**	**	**	**	32	2 221	1 164	286	325
832, 3, 6, 9	Other social services	**	**	**	**	11	(D)	(D)	(D)	(D)
892, 9	Other services	**	**	**	**	8	(D)	(D)	(D)	(D)
TRUMBULL COUNTY										
	Total	††	††	††	††	1 027	240 303	86 204	23 904	6 807
70	Hotels, motels, and other lodging places	††	††	††	††	24	8 641	2 276	513	374
7011	Hotels, motor hotels, and motels	††	††	††	††	20	8 482	2 247	510	371
7011 pt.	Hotels	††	††	††	††	1	(D)	(D)	(D)	(D)
7011 pt.	Motels, motor hotels, and tourist courts	††	††	††	††	19	(D)	(D)	(D)	(D)
702, 3, 4	Other lodging places	††	††	††	††	4	159	29	3	3
72	Personal services	††	††	††	††	163	14 693	4 711	1 073	691
721	Laundry, cleaning, and garment services	††	††	††	††	36	3 325	1 139	259	187
7215	Coin-operated laundries and dry cleaning	††	††	††	††	8	525	156	35	33
721 ex. 7215	Other laundry, cleaning, and garment services	††	††	††	††	28	2 800	983	224	154
7211	Power laundries, family and commercial*	**	**	**	**	4	(D)	(D)	(D)	(D)
7216	Dry-cleaning plants, except rug cleaning*	**	**	**	**	20	(D)	(D)	(D)	(D)
Other 721	Laundry and cleaning services, n.e.c.*	**	**	**	**	4	(D)	(D)	(D)	(D)
722	Photographic studios, portrait	††	††	††	††	8	1 012	238	57	36
723, 4	Beauty and barber shops	††	††	††	††	83	4 587	2 044	474	307
723	Beauty shops	††	††	††	††	78	4 375	1 978	457	299
724	Barber shops	††	††	††	††	5	212	66	17	8
725	Shoe repair, shoe shine, and hat-cleaning shops	††	††	††	††	-	-	-	-	-
726	Funeral service and crematories	††	††	††	††	23	5 099	1 045	234	118
729	Miscellaneous personal services	††	††	††	††	13	670	245	49	43
73	Business services	††	††	††	††	97	25 385	10 552	2 658	1 168
731	Advertising	††	††	††	††	4	2 173	837	203	36
734	Services to dwellings and other buildings	††	††	††	††	21	2 137	1 082	268	270
737	Computer and data processing services	††	††	††	††	11	4 359	1 374	324	109
7392	Management, consulting, and public relations services	††	††	††	††	8	989	296	69	18
7394	Equipment rental and leasing services	††	††	††	††	10	2 605	652	174	49
Other 73	Other business services	††	††	††	††	43	13 122	6 311	1 620	686
75	Automotive repair, services, and garages	††	††	††	††	106	52 881	10 162	2 666	773
751	Automotive rental and leasing, without drivers	††	††	††	††	12	(D)	(D)	(D)	(D)
752	Automobile parking	††	††	††	††	-	-	-	-	-
753	Automotive repair shops	††	††	††	††	79	20 858	5 160	1 355	388
7538	General automotive repair shops	††	††	††	††	33	5 874	1 531	423	123
7531	Top and body repair shops	††	††	††	††	28	7 133	1 748	464	133
7534, 5, 9	Other automotive repair shops	††	††	††	††	18	7 851	1 881	468	132
754	Automotive services, except repair	††	††	††	††	15	(D)	(D)	(D)	(D)

Table 6. Summary Statistics for Firms Subject to Federal Income Tax for Counties With 300 Establishments or More: 1982—Con.

[For meaning of abbreviations and symbols, see introductory text. For explanation of terms and comparability of 1977 and 1982 censuses, see appendix A. For information on geographic areas followed by Δ, see appendix F]

SIC code	Geographic area and kind of business or operation	All establishments				Establishments with payroll				
		Number	Receipts (\$1,000)	Unincorporated businesses or operations		Number	Receipts (\$1,000)	Annual payroll (\$1,000)	First quarter payroll (\$1,000)	Paid employees for pay period including March 12 (number)
				Individual proprietorships (number)	Partnerships (number)					
TRUMBULL COUNTY—Con.										
76	Miscellaneous repair services	††	††	††	††	34	7 993	2 572	595	200
762	Electrical and electronic repair shops	††	††	††	††	5	614	231	49	21
7622	Radio and TV repair shops	††	††	††	††	2	(D)	(D)	(D)	(D)
7623, 9	Other electrical and electronic repair shops	††	††	††	††	3	(D)	(D)	(D)	(D)
764	Reupholstery and furniture repair	††	††	††	††	7	395	108	23	17
763, 9	Other repair shops and related services	††	††	††	††	22	6 984	2 233	523	162
78, 79	Amusement and recreation services, including motion pictures	††	††	††	††	69	15 704	4 073	902	583
781, 2	Motion picture production, distribution, and services	††	††	††	††	1	(D)	(D)	(D)	(D)
783	Motion picture theaters	††	††	††	††	8	2 800	327	68	75
792	Producers, orchestras, and entertainers	††	††	††	††	2	(D)	(D)	(D)	(D)
793	Bowling alleys and billiards and pool establishments	††	††	††	††	9	3 701	823	228	148
79 ex. 792, 3	Commercial sports and other amusement and recreation services	††	††	††	††	49	8 971	2 890	599	353
80, ex. 806	Health services, except hospitals	††	††	††	††	393	97 577	45 662	14 025	2 498
801	Offices of physicians	††	††	††	††	181	48 073	24 943	8 903	844
802	Offices of dentists	††	††	††	††	92	16 845	6 349	1 592	423
803	Offices of osteopathic physicians	††	††	††	††	42	11 415	5 593	1 446	227
8041	Offices of chiropractors	††	††	††	††	11	1 248	435	94	25
8042	Offices of optometrists	††	††	††	††	17	2 368	655	218	60
805	Nursing and personal care facilities	††	††	††	††	14	12 649	5 777	1 272	794
8049, 807, 8, 9	Other health services	††	††	††	††	36	4 979	1 910	500	125
81	Legal services	††	††	††	††	74	8 879	2 728	602	212
823, 4, 9	Selected educational services	††	††	††	††	5	192	34	6	9
891	Engineering, architectural, and surveying services	††	††	††	††	20	3 184	1 540	398	105
893	Accounting, auditing, and bookkeeping services	††	††	††	††	30	4 637	1 671	411	136
83, 892, 9	Social and other services	††	††	††	††	12	537	223	55	58
83	Social services	12	537	223	55	58
892, 9	Other services	-	-	-	-	-
TUSCARAWAS COUNTY										
	Total	††	††	††	††	364	88 918	30 162	7 550	2 593
70	Hotels, motels, and other lodging places	††	††	††	††	9	3 469	1 044	191	158
7011	Hotels, motor hotels, and motels	††	††	††	††	8	(D)	(D)	(D)	(D)
7011 pt.	Hotels	††	††	††	††	1	(D)	(D)	(D)	(D)
7011 pt.	Motels, motor hotels, and tourist courts	††	††	††	††	1	(D)	(D)	(D)	(D)
702, 3, 4	Other lodging places	††	††	††	††	7	(D)	(D)	(D)	(D)
72	Personal services	††	††	††	††	70	7 323	2 151	592	304
721	Laundry, cleaning, and garment services	††	††	††	††	13	2 884	791	276	108
7215	Coin-operated laundries and dry cleaning	††	††	††	††	4	222	40	12	13
721 ex. 7215	Other laundry, cleaning, and garment services	††	††	††	††	9	2 662	751	264	95
7211	Power laundries, family and commercial*	-	-	-	-	-
7216	Dry-cleaning plants, except rug cleaning*	4	(D)	(D)	(D)	(D)
Other 721	Laundry and cleaning services, n.e.c.*	5	(D)	(D)	(D)	(D)
722	Photographic studios, portrait	††	††	††	††	3	(D)	(D)	(D)	(D)
723, 4	Beauty and barber shops	††	††	††	††	31	1 674	663	145	106
723	Beauty shops	††	††	††	††	30	(D)	(D)	(D)	(D)
724	Barber shops	††	††	††	††	1	(D)	(D)	(D)	(D)
725	Shoe repair, shoe shine, and hat-cleaning shops	††	††	††	††	1	(D)	(D)	(D)	(D)
726	Funeral service and crematories	††	††	††	††	11	2 025	474	119	41
729	Miscellaneous personal services	††	††	††	††	11	(D)	(D)	(D)	(D)
73	Business services	††	††	††	††	29	11 505	2 479	658	220
731	Advertising	††	††	††	††	1	(D)	(D)	(D)	(D)
734	Services to dwellings and other buildings	††	††	††	††	9	598	229	51	36
737	Computer and data processing services	††	††	††	††	4	(D)	(D)	(D)	(D)
7392	Management, consulting, and public relations services	††	††	††	††	1	(D)	(D)	(D)	(D)
7394	Equipment rental and leasing services	††	††	††	††	3	(D)	(D)	(D)	(D)
Other 73	Other business services	††	††	††	††	11	(D)	(D)	(D)	(D)
75	Automotive repair, services, and garages	††	††	††	††	44	9 772	2 539	733	189
751	Automotive rental and leasing, without drivers	††	††	††	††	1	(D)	(D)	(D)	(D)
752	Automobile parking	††	††	††	††	-	-	-	-	-
753	Automotive repair shops	††	††	††	††	40	8 830	2 439	710	180
7538	General automotive repair shops	††	††	††	††	16	5 377	1 454	482	96
7531	Top and body repair shops	††	††	††	††	14	2 274	714	166	60
7534, 5, 9	Other automotive repair shops	††	††	††	††	10	1 179	271	62	24
754	Automotive services, except repair	††	††	††	††	3	(D)	(D)	(D)	(D)

Table 6. Summary Statistics for Firms Subject to Federal Income Tax for Counties With 300 Establishments or More: 1982—Con.

[For meaning of abbreviations and symbols, see introductory text. For explanation of terms and comparability of 1977 and 1982 censuses, see appendix A. For information on geographic areas followed by Δ, see appendix F.]

SIC code	Geographic area and kind of business or operation	All establishments				Establishments with payroll				
		Number	Receipts (\$1,000)	Unincorporated businesses or operations		Number	Receipts (\$1,000)	Annual payroll (\$1,000)	First quarter payroll (\$1,000)	Paid employees for pay period including March 12 (number)
				Individual proprietorships (number)	Partnerships (number)					
TUSCARAWAS COUNTY—Con.										
76	Miscellaneous repair services -----	††	††	††	††	20	15 036	4 948	1 155	243
762	Electrical and electronic repair shops -----	††	††	††	††	3	317	128	30	6
7622	Radio and TV repair shops -----	††	††	††	††	1	(D)	(D)	(D)	(D)
7623, 9	Other electrical and electronic repair shops -----	††	††	††	††	2	(D)	(D)	(D)	(D)
764	Reupholstery and furniture repair -----	††	††	††	††	-	-	-	-	-
763, 9	Other repair shops and related services -----	††	††	††	††	17	14 719	4 820	1 125	237
78, 79	Amusement and recreation services, including motion pictures -----	††	††	††	††	20	3 089	639	144	119
781, 2	Motion picture production, distribution, and services -----	††	††	††	††	-	-	-	-	-
783	Motion picture theaters -----	††	††	††	††	4	(D)	(D)	(D)	(D)
792	Producers, orchestras, and entertainers -----	††	††	††	††	2	(D)	(D)	(D)	(D)
793	Bowling alleys and billiards and pool establishments -----	††	††	††	††	4	(D)	(D)	(D)	(D)
79 ex. 792, 3	Commercial sports and other amusement and recreation services -----	††	††	††	††	10	1 497	259	51	38
80, ex. 806	Health services, except hospitals -----	††	††	††	††	115	29 147	11 875	2 972	1 961
801	Offices of physicians -----	††	††	††	††	54	12 567	5 225	1 432	241
802	Offices of dentists -----	††	††	††	††	24	3 833	1 210	315	109
803	Offices of osteopathic physicians -----	††	††	††	††	3	614	230	53	20
8041	Offices of chiropractors -----	††	††	††	††	9	1 246	257	60	38
8042	Offices of optometrists -----	††	††	††	††	7	1 228	332	75	29
805	Nursing and personal care facilities -----	††	††	††	††	13	9 438	4 531	1 017	616
8049, 807, 8, 9	Other health services -----	††	††	††	††	5	221	90	20	8
81	Legal services -----	††	††	††	††	33	3 894	1 354	311	109
823, 4, 9	Selected educational services -----	††	††	††	††	-	-	-	-	-
891	Engineering, architectural, and surveying services -----	††	††	††	††	10	3 394	2 056	486	104
893	Accounting, auditing, and bookkeeping services -----	††	††	††	††	9	2 027	1 016	292	68
83, 892, 9	Social and other services -----	††	††	††	††	5	262	61	16	18
83	Social services -----	∴	∴	∴	∴	4	(D)	(D)	(D)	(D)
892, 9	Other services -----	∴	∴	∴	∴	1	(D)	(D)	(D)	(D)
WARREN COUNTY										
	Total -----	††	††	††	††	332	136 015	39 729	7 390	3 081
70	Hotels, motels, and other lodging places -----	††	††	††	††	24	22 212	5 010	935	594
7011	Hotels, motor hotels, and motels -----	††	††	††	††	21	(D)	(D)	(D)	(D)
7011 pt.	Hotels -----	††	††	††	††	11	12 088	2 683	551	323
7011 pt.	Motels, motor hotels, and tourist courts -----	††	††	††	††	10	(D)	(D)	(D)	(D)
702, 3, 4	Other lodging places -----	††	††	††	††	3	(D)	(D)	(D)	(D)
72	Personal services -----	††	††	††	††	70	9 038	3 192	624	330
721	Laundry, cleaning, and garment services -----	††	††	††	††	22	3 171	1 064	243	116
7215	Coin-operated laundries and dry cleaning -----	††	††	††	††	7	688	153	38	26
721 ex. 7215	Other laundry, cleaning, and garment services -----	††	††	††	††	15	2 483	911	205	90
7211	Power laundries, family and commercial* -----	∴	∴	∴	∴	2	(D)	(D)	(D)	(D)
7216	Dry-cleaning plants, except rug cleaning* -----	∴	∴	∴	∴	5	335	95	23	14
Other 721	Laundry and cleaning services, n.e.c.* -----	∴	∴	∴	∴	8	(D)	(D)	(D)	(D)
722	Photographic studios, portrait -----	††	††	††	††	4	270	51	6	10
723, 4	Beauty and barber shops -----	††	††	††	††	34	3 646	1 482	232	142
723	Beauty shops -----	††	††	††	††	30	3 294	1 314	198	121
724	Barber shops -----	††	††	††	††	4	352	168	34	21
725	Shoe repair, shoe shine, and hat-cleaning shops -----	††	††	††	††	-	-	-	-	-
726	Funeral service and crematories -----	††	††	††	††	5	1 308	329	73	24
729	Miscellaneous personal services -----	††	††	††	††	5	643	266	70	38
73	Business services -----	††	††	††	††	36	9 184	3 505	786	242
731	Advertising -----	††	††	††	††	1	(D)	(D)	(D)	(D)
734	Services to dwellings and other buildings -----	††	††	††	††	5	257	69	18	14
737	Computer and data processing services -----	††	††	††	††	4	1 136	369	83	30
7392	Management, consulting, and public relations services -----	††	††	††	††	8	2 852	1 885	404	96
7394	Equipment rental and leasing services -----	††	††	††	††	6	942	250	53	20
Other 73	Other business services -----	††	††	††	††	12	(D)	(D)	(D)	(D)
75	Automotive repair, services, and garages -----	††	††	††	††	21	3 098	842	177	60
751	Automotive rental and leasing, without drivers -----	††	††	††	††	1	(D)	(D)	(D)	(D)
752	Automobile parking -----	††	††	††	††	-	-	-	-	-
753	Automotive repair shops -----	††	††	††	††	18	2 688	679	144	51
7538	General automotive repair shops -----	††	††	††	††	8	1 317	275	47	18
7531	Top and body repair shops -----	††	††	††	††	9	(D)	(D)	(D)	(D)
7534, 5, 9	Other automotive repair shops -----	††	††	††	††	1	(D)	(D)	(D)	(D)
754	Automotive services, except repair -----	††	††	††	††	2	(D)	(D)	(D)	(D)

Table 6. Summary Statistics for Firms Subject to Federal Income Tax for Counties With 300 Establishments or More: 1982—Con.

[For meaning of abbreviations and symbols, see introductory text. For explanation of terms and comparability of 1977 and 1982 censuses, see appendix A. For information on geographic areas followed by Δ, see appendix F]

SIC code	Geographic area and kind of business or operation	All establishments				Establishments with payroll				
		Number	Receipts (\$1,000)	Unincorporated businesses or operations		Number	Receipts (\$1,000)	Annual payroll (\$1,000)	First quarter payroll (\$1,000)	Paid employees for pay period including March 12 (number)
				Individual proprietorships (number)	Partnerships (number)					
WARREN COUNTY—Con.										
76	Miscellaneous repair services	††	††	††	††	20	3 162	749	164	72
762	Electrical and electronic repair shops	††	††	††	††	5	556	100	21	10
7622	Radio and TV repair shops	††	††	††	††	2	(D)	(D)	(D)	(D)
7623, 9	Other electrical and electronic repair shops	††	††	††	††	3	(D)	(D)	(D)	(D)
764	Reupholstery and furniture repair	††	††	††	††	1	(D)	(D)	(D)	(D)
763, 9	Other repair shops and related services	††	††	††	††	14	(D)	(D)	(D)	(D)
78, 79	Amusement and recreation services, including motion pictures	††	††	††	††	27	(D)	(D)	(D)	(D)
781, 2	Motion picture production, distribution, and services	††	††	††	††	-	-	-	-	-
783	Motion picture theaters	††	††	††	††	5	626	111	24	36
792	Producers, orchestras, and entertainers	††	††	††	††	-	-	-	-	-
793	Bowling alleys and billiards and pool establishments	††	††	††	††	4	728	240	71	41
79 ex. 792, 3	Commercial sports and other amusement and recreation services	††	††	††	††	18	(D)	(D)	(D)	(D)
80, ex. 806	Health services, except hospitals	††	††	††	††	78	20 860	8 534	2 001	855
801	Offices of physicians	††	††	††	††	19	3 354	1 581	382	70
802	Offices of dentists	††	††	††	††	24	3 960	1 139	255	112
803	Offices of osteopathic physicians	††	††	††	††	8	2 369	1 179	290	86
8041	Offices of chiropractors	††	††	††	††	4	(D)	(D)	(D)	(D)
8042	Offices of optometrists	††	††	††	††	8	1 028	219	32	17
805	Nursing and personal care facilities	††	††	††	††	7	8 851	4 121	984	532
8049, 807, 8, 9	Other health services	††	††	††	††	8	(D)	(D)	(D)	(D)
81	Legal services	††	††	††	††	30	3 608	1 084	250	83
823, 4, 9	Selected educational services	††	††	††	††	1	(D)	(D)	(D)	(D)
891	Engineering, architectural, and surveying services	††	††	††	††	7	(D)	(D)	(D)	(D)
893	Accounting, auditing, and bookkeeping services	††	††	††	††	10	841	297	77	30
83, 892, 9	Social and other services	††	††	††	††	8	518	179	50	35
83	Social services	**	**	**	**	6	(D)	(D)	(D)	(D)
892, 9	Other services	**	**	**	**	2	(D)	(D)	(D)	(D)
WAYNE COUNTY										
	Total	††	††	††	††	363	70 797	26 114	6 241	2 436
70	Hotels, motels, and other lodging places	††	††	††	††	9	3 013	790	192	120
7011	Hotels, motor hotels, and motels	††	††	††	††	6	(D)	(D)	(D)	(D)
7011 pt.	Hotels	††	††	††	††	2	(D)	(D)	(D)	(D)
7011 pt.	Motels, motor hotels, and tourist courts	††	††	††	††	4	(D)	(D)	(D)	(D)
702, 3, 4	Other lodging places	††	††	††	††	3	(D)	(D)	(D)	(D)
72	Personal services	††	††	††	††	63	6 121	2 099	511	291
721	Laundry, cleaning, and garment services	††	††	††	††	13	1 470	498	119	80
7215	Coin-operated laundries and dry cleaning	††	††	††	††	4	310	40	10	14
721 ex. 7215	Other laundry, cleaning, and garment services	††	††	††	††	9	1 160	458	109	66
7211	Power laundries, family and commercial*	**	**	**	**	2	(D)	(D)	(D)	(D)
7216	Dry-cleaning plants, except rug cleaning*	**	**	**	**	5	620	260	52	42
Other 721	Laundry and cleaning services, n.e.c.*	**	**	**	**	2	(D)	(D)	(D)	(D)
722	Photographic studios, portrait	††	††	††	††	3	235	46	8	7
723, 4	Beauty and barber shops	††	††	††	††	29	2 108	1 025	219	133
723	Beauty shops	††	††	††	††	28	(D)	(D)	(D)	(D)
724	Barber shops	††	††	††	††	1	(D)	(D)	(D)	(D)
725	Shoe repair, shoe shine, and hat-cleaning shops	††	††	††	††	1	(D)	(D)	(D)	(D)
726	Funeral service and crematories	††	††	††	††	10	1 645	376	116	34
729	Miscellaneous personal services	††	††	††	††	7	(D)	(D)	(D)	(D)
73	Business services	††	††	††	††	59	11 657	4 167	902	364
731	Advertising	††	††	††	††	1	(D)	(D)	(D)	(D)
734	Services to dwellings and other buildings	††	††	††	††	14	847	317	75	59
737	Computer and data processing services	††	††	††	††	3	(D)	(D)	(D)	(D)
7392	Management, consulting, and public relations services	††	††	††	††	3	(D)	(D)	(D)	(D)
7394	Equipment rental and leasing services	††	††	††	††	10	4 163	1 440	297	67
Other 73	Other business services	††	††	††	††	28	5 123	1 944	436	211
75	Automotive repair, services, and garages	††	††	††	††	37	5 494	1 179	281	140
751	Automotive rental and leasing, without drivers	††	††	††	††	2	(D)	(D)	(D)	(D)
752	Automobile parking	††	††	††	††	-	-	-	-	-
753	Automotive repair shops	††	††	††	††	25	4 242	896	187	70
7538	General automotive repair shops	††	††	††	††	9	1 468	300	65	22
7531	Top and body repair shops	††	††	††	††	10	1 054	220	41	19
7534, 5, 9	Other automotive repair shops	††	††	††	††	6	1 720	376	81	29
754	Automotive services, except repair	††	††	††	††	10	(D)	(D)	(D)	(D)

Table 6. Summary Statistics for Firms Subject to Federal Income Tax for Counties With 300 Establishments or More: 1982—Con.

[For meaning of abbreviations and symbols, see introductory text. For explanation of terms and comparability of 1977 and 1982 censuses, see appendix A. For information on geographic areas followed by Δ, see appendix F]

SIC code	Geographic area and kind of business or operation	All establishments				Establishments with payroll				
		Number	Receipts (\$1,000)	Unincorporated businesses or operations		Number	Receipts (\$1,000)	Annual payroll (\$1,000)	First quarter payroll (\$1,000)	Paid employees for pay period including March 12 (number)
				Individual proprietorships (number)	Partnerships (number)					
WAYNE COUNTY—Con.										
76	Miscellaneous repair services	††	††	††	††	19	2 587	752	178	57
762	Electrical and electronic repair shops	††	††	††	††	3	(D)	(D)	(D)	(D)
7622	Radio and TV repair shops	††	††	††	††	2	(D)	(D)	(D)	(D)
7623, 9	Other electrical and electronic repair shops	††	††	††	††	1	(D)	(D)	(D)	(D)
764	Reupholstery and furniture repair	††	††	††	††	5	164	39	11	10
763, 9	Other repair shops and related services	††	††	††	††	11	(D)	(D)	(D)	(D)
78, 79	Amusement and recreation services, including motion pictures	††	††	††	††	23	2 619	561	158	118
781, 2	Motion picture production, distribution, and services	††	††	††	††	-	-	-	-	-
783	Motion picture theaters	††	††	††	††	1	(D)	(D)	(D)	(D)
792	Producers, orchestras, and entertainers	††	††	††	††	-	(D)	(D)	(D)	(D)
793	Bowling alleys and billiards and pool establishments	††	††	††	††	8	(D)	(D)	(D)	(D)
79 ex. 792, 3	Commercial sports and other amusement and recreation services	††	††	††	††	14	1 481	331	82	59
80, ex. 806	Health services, except hospitals	††	††	††	††	94	29 221	13 310	3 230	1 082
801	Offices of physicians	††	††	††	††	37	10 942	5 224	1 310	233
802	Offices of dentists	††	††	††	††	26	4 321	1 433	331	103
803	Offices of osteopathic physicians	††	††	††	††	6	2 358	1 182	294	58
8041	Offices of chiropractors	††	††	††	††	6	728	271	68	22
8042	Offices of optometrists	††	††	††	††	8	678	87	18	14
805	Nursing and personal care facilities	††	††	††	††	6	9 592	4 902	1 162	637
8049, 807, 8, 9	Other health services	††	††	††	††	5	602	211	47	15
81	Legal services	††	††	††	††	28	(D)	(D)	(D)	(D)
823, 4, 9	Selected educational services	††	††	††	††	1	(D)	(D)	(D)	(D)
891	Engineering, architectural, and surveying services	††	††	††	††	9	2 440	1 220	282	66
893	Accounting, auditing, and bookkeeping services	††	††	††	††	14	1 850	499	143	45
83, 892, 9	Social and other services	††	††	††	††	7	884	450	111	57
83	Social services	**	**	**	**	7	884	450	111	57
892, 9	Other services	**	**	**	**	-	-	-	-	-
WOOD COUNTY										
	Total	††	††	††	††	391	110 293	37 099	8 725	3 781
70	Hotels, motels, and other lodging places	††	††	††	††	22	14 743	3 857	930	652
7011	Hotels, motor hotels, and motels	††	††	††	††	20	(D)	(D)	(D)	(D)
7011 pt.	Hotels	††	††	††	††	2	(D)	(D)	(D)	(D)
7011 pt.	Motels, motor hotels, and tourist courts	††	††	††	††	18	(D)	(D)	(D)	(D)
702, 3, 4	Other lodging places	††	††	††	††	2	(D)	(D)	(D)	(D)
72	Personal services	††	††	††	††	75	8 946	2 874	658	392
721	Laundry, cleaning, and garment services	††	††	††	††	18	3 262	940	220	120
7215	Coin-operated laundries and dry cleaning	††	††	††	††	9	669	171	40	27
721 ex. 7215	Other laundry, cleaning, and garment services	††	††	††	††	9	2 593	769	180	93
7211	Power laundries, family and commercial*	**	**	**	**	1	(D)	(D)	(D)	(D)
7216	Dry-cleaning plants, except rug cleaning*	**	**	**	**	8	(D)	(D)	(D)	(D)
Other 721	Laundry and cleaning services, n.e.c.*	**	**	**	**	-	-	-	-	-
722	Photographic studios, portrait	††	††	††	††	3	(D)	(D)	(D)	(D)
723, 4	Beauty and barber shops	††	††	††	††	35	2 267	1 178	257	156
723	Beauty shops	††	††	††	††	35	2 267	1 178	257	156
724	Barber shops	††	††	††	††	-	-	-	-	-
725	Shoe repair, shoe shine, and hat-cleaning shops	††	††	††	††	1	(D)	(D)	(D)	(D)
726	Funeral service and crematories	††	††	††	††	9	1 643	350	86	31
729	Miscellaneous personal services	††	††	††	††	9	1 395	335	81	70
73	Business services	††	††	††	††	55	(D)	(D)	(D)	(D)
731	Advertising	††	††	††	††	4	390	95	26	8
734	Services to dwellings and other buildings	††	††	††	††	8	(D)	(D)	(D)	(D)
737	Computer and data processing services	††	††	††	††	5	1 517	713	217	45
7392	Management, consulting, and public relations services	††	††	††	††	10	(D)	(D)	(D)	(D)
7394	Equipment rental and leasing services	††	††	††	††	5	(D)	(D)	(D)	(D)
Other 73	Other business services	††	††	††	††	23	(D)	(D)	(D)	(D)
75	Automotive repair, services, and garages	††	††	††	††	31	7 565	1 763	404	125
751	Automotive rental and leasing, without drivers	††	††	††	††	3	(D)	(D)	(D)	(D)
752	Automobile parking	††	††	††	††	-	-	-	-	-
753	Automotive repair shops	††	††	††	††	24	4 161	1 277	273	87
7538	General automotive repair shops	††	††	††	††	12	(D)	(D)	(D)	(D)
7531	Top and body repair shops	††	††	††	††	7	1 631	623	125	36
7534, 5, 9	Other automotive repair shops	††	††	††	††	5	(D)	(D)	(D)	(D)
754	Automotive services, except repair	††	††	††	††	4	(D)	(D)	(D)	(D)

Table 6. Summary Statistics for Firms Subject to Federal Income Tax for Counties With 300 Establishments or More: 1982—Con.

[For meaning of abbreviations and symbols, see introductory text. For explanation of terms and comparability of 1977 and 1982 censuses, see appendix A. For information on geographic areas followed by Δ, see appendix F]

SIC code	Geographic area and kind of business or operation	All establishments				Establishments with payroll				
		Number	Receipts (\$1,000)	Unincorporated businesses or operations		Number	Receipts (\$1,000)	Annual payroll (\$1,000)	First quarter payroll (\$1,000)	Paid employees for pay period including March 12 (number)
				Individual proprietorships (number)	Partnerships (number)					
WOOD COUNTY—Con.										
76	Miscellaneous repair services	††	††	††	††	13	2 418	550	126	37
762	Electrical and electronic repair shops	††	††	††	††	3	(D)	(D)	(D)	(D)
7623, 9	Radio and TV repair shops	††	††	††	††	-	(D)	(D)	(D)	(D)
764	Other electrical and electronic repair shops	††	††	††	††	3	(D)	(D)	(D)	(D)
763, 9	Reupholstery and furniture repair	††	††	††	††	1	(D)	(D)	(D)	(D)
763, 9	Other repair shops and related services	††	††	††	††	9	(D)	(D)	(D)	(D)
78, 79	Amusement and recreation services, including motion pictures	††	††	††	††	25	4 353	1 141	268	197
781, 2	Motion picture production, distribution, and services	††	††	††	††	-	-	-	-	-
783	Motion picture theaters	††	††	††	††	4	(D)	(D)	(D)	(D)
792	Producers, orchestras, and entertainers	††	††	††	††	-	-	-	-	-
793	Bowling alleys and billiards and pool establishments	††	††	††	††	7	(D)	(D)	(D)	(D)
79 ex. 792, 3	Commercial sports and other amusement and recreation services	††	††	††	††	14	1 694	421	67	60
80, ex. 806	Health services, except hospitals	††	††	††	††	102	24 147	10 314	2 366	840
801	Offices of physicians	††	††	††	††	42	9 428	4 395	1 038	179
802	Offices of dentists	††	††	††	††	28	5 068	1 885	376	133
803	Offices of osteopathic physicians	††	††	††	††	4	(D)	(D)	(D)	(D)
8041	Offices of chiropractors	††	††	††	††	5	(D)	(D)	(D)	(D)
8042	Offices of optometrists	††	††	††	††	8	1 165	205	60	24
805	Nursing and personal care facilities	††	††	††	††	6	(D)	(D)	(D)	(D)
8049, 807, 8, 9	Other health services	††	††	††	††	9	(D)	(D)	(D)	(D)
81	Legal services	††	††	††	††	33	4 714	880	221	88
823, 4, 9	Selected educational services	††	††	††	††	1	(D)	(D)	(D)	(D)
891	Engineering, architectural, and surveying services	††	††	††	††	12	4 082	2 057	502	84
893	Accounting, auditing, and bookkeeping services	††	††	††	††	11	1 145	432	124	31
83, 892, 9	Social and other services	††	††	††	††	11	1 230	385	90	77
83	Social services	10	(D)	(D)	(D)	(D)
892, 9	Other services	1	(D)	(D)	(D)	(D)

Table 7. Summary Statistics for Firms Subject to Federal Income Tax for Places With 300 Establishments or More: 1982

[For meaning of abbreviations and symbols, see introductory text. For explanation of terms and comparability of 1977 and 1982 censuses, see appendix A. For information on geographic areas followed by Δ, see appendix F]

SIC code	Geographic area and kind of business or operation	All establishments				Establishments with payroll				
		Number	Receipts (\$1,000)	Unincorporated businesses or operations		Number	Receipts (\$1,000)	Annual payroll (\$1,000)	First quarter payroll (\$1,000)	Paid employees for pay period including March 12 (number)
				Individual proprietorships (number)	Partnerships (number)					
AKRON										
	Total	††	††	††	††	1 382	426 405	183 410	47 329	12 297
70	Hotels, motels, and other lodging places	††	††	††	††	9	23 068	6 315	1 527	868
7011	Hotels, motor hotels, and motels	††	††	††	††	8	(D)	(D)	(D)	(D)
7011 pt.	Hotels	††	††	††	††	5	(D)	(D)	(D)	(D)
7011 pt.	Motor hotels, and tourist courts	††	††	††	††	3	(D)	(D)	(D)	(D)
702, 3, 4	Other lodging places	††	††	††	††	1	(D)	(D)	(D)	(D)

Table 7. Summary Statistics for Firms Subject to Federal Income Tax for Places With 300 Establishments or More: 1982—Con.

[For meaning of abbreviations and symbols, see introductory text. For explanation of terms and comparability of 1977 and 1982 censuses, see appendix A. For information on geographic areas followed by Δ, see appendix F]

SIC code	Geographic area and kind of business or operation	All establishments				Establishments with payroll				
		Number	Receipts (\$1,000)	Unincorporated businesses or operations		Number	Receipts (\$1,000)	Annual payroll (\$1,000)	First quarter payroll (\$1,000)	Paid employees for pay period including March 12 (number)
				Individual proprietorships (number)	Partnerships (number)					
	AKRON—Con.									
72	Personal services -----	††	††	††	††	203	30 093	10 951	2 733	1 349
721	Laundry, cleaning, and garment services -----	††	††	††	††	49	8 478	3 280	973	426
7215	Coin-operated laundries and dry cleaning -----	††	††	††	††	8	628	171	42	27
721 ex. 7215	Other laundry, cleaning, and garment services -----	††	††	††	††	41	7 850	3 109	931	399
7211	Power laundries, family and commercial* -----	**	**	**	**	2	(D)	(D)	(D)	(D)
7216	Dry-cleaning plants, except rug cleaning* -----	**	**	**	**	28	3 802	1 381	318	194
Other 721	Laundry and cleaning services, n.e.c.* -----	**	**	**	**	11	(D)	(D)	(D)	(D)
722	Photographic studios, portrait -----	††	††	††	††	11	2 192	505	97	83
723, 4	Beauty and barber shops -----	††	††	††	††	102	6 759	3 314	762	455
723	Beauty shops -----	††	††	††	††	90	5 844	2 868	660	409
724	Barber shops -----	††	††	††	††	12	915	446	102	46
725	Shoe repair, shoe shine, and hat-cleaning shops -----	††	††	††	††	3	99	15	8	3
726	Funeral service and crematories -----	††	††	††	††	16	7 956	2 286	507	163
729	Miscellaneous personal services -----	††	††	††	††	22	4 609	1 551	386	219
73	Business services -----	††	††	††	††	201	71 942	31 992	7 949	3 359
731	Advertising -----	††	††	††	††	15	6 633	2 687	698	134
734	Services to dwellings and other buildings -----	††	††	††	††	43	7 219	3 981	929	640
737	Computer and data processing services -----	††	††	††	††	9	4 265	1 466	388	97
7392	Management, consulting, and public relations services -----	††	††	††	††	32	10 914	5 052	1 245	275
7394	Equipment rental and leasing services -----	††	††	††	††	8	4 687	1 185	253	82
Other 73	Other business services -----	††	††	††	††	94	38 224	17 621	4 436	2 131
75	Automotive repair, services, and garages -----	††	††	††	††	163	49 556	12 971	2 936	939
751	Automotive rental and leasing, without drivers -----	††	††	††	††	13	9 721	1 389	348	107
752	Automobile parking -----	††	††	††	††	13	(D)	(D)	(D)	(D)
753	Automotive repair shops -----	††	††	††	††	112	35 161	10 151	2 215	646
7538	General automotive repair shops -----	††	††	††	††	36	5 624	1 704	374	122
7531	Top and body repair shops -----	††	††	††	††	32	8 044	2 564	591	176
7534, 5, 9	Other automotive repair shops -----	††	††	††	††	44	21 493	5 883	1 250	348
754	Automotive services, except repair -----	††	††	††	††	25	(D)	(D)	(D)	(D)
76	Miscellaneous repair services -----	††	††	††	††	58	18 959	6 358	1 498	418
762	Electrical and electronic repair shops -----	††	††	††	††	14	4 714	2 306	502	141
7622	Radio and TV repair shops -----	††	††	††	††	4	590	221	49	18
7623, 9	Other electrical and electronic repair shops -----	††	††	††	††	10	4 124	2 085	453	123
764	Reupholstery and furniture repair -----	††	††	††	††	6	639	242	44	23
763, 9	Other repair shops and related services -----	††	††	††	††	38	13 606	3 810	952	254
78, 79	Amusement and recreation services, including motion pictures -----	††	††	††	††	41	14 994	4 107	1 009	514
781, 2	Motion picture production, distribution, and services -----	††	††	††	††	1	(D)	(D)	(D)	(D)
783	Motion picture theaters -----	††	††	††	††	9	(D)	(D)	(D)	(D)
792	Producers, orchestras, and entertainers -----	††	††	††	††	3	(D)	(D)	(D)	(D)
793	Bowling alleys and billiards and pool establishments -----	††	††	††	††	9	(D)	(D)	(D)	(D)
79 ex. 792, 3	Commercial sports and other amusement and recreation services -----	††	††	††	††	19	(D)	(D)	(D)	(D)
80, ex. 806	Health services, except hospitals -----	††	††	††	††	442	136 058	72 324	19 432	2 969
801	Offices of physicians -----	††	††	††	††	253	86 275	50 615	14 231	1 093
802	Offices of dentists -----	††	††	††	††	102	15 220	5 460	1 395	380
803	Offices of osteopathic physicians -----	††	††	††	††	11	3 272	1 938	412	51
8041	Offices of chiropractors -----	††	††	††	††	7	780	222	47	19
8042	Offices of optometrists -----	††	††	††	††	19	3 534	1 208	267	70
805	Nursing and personal care facilities -----	††	††	††	††	11	17 808	8 787	2 078	1 037
8049, 807, 8, 9	Other health services -----	††	††	††	††	39	9 169	4 094	1 002	319
81	Legal services -----	††	††	††	††	169	40 372	20 157	5 587	826
823, 4, 9	Selected educational services -----	††	††	††	††	5	1 351	604	148	61
891	Engineering, architectural, and surveying services -----	††	††	††	††	29	17 861	8 417	2 335	352
893	Accounting, auditing, and bookkeeping services -----	††	††	††	††	43	19 852	8 326	1 962	442
83, 892, 9	Social and other services -----	††	††	††	††	19	2 299	888	213	200
83	Social services -----	**	**	**	**	15	1 907	812	194	185
892, 9	Other services -----	**	**	**	**	4	392	76	19	15

Table 7. Summary Statistics for Firms Subject to Federal Income Tax for Places With 300 Establishments or More: 1982—Con.

[For meaning of abbreviations and symbols, see introductory text. For explanation of terms and comparability of 1977 and 1982 censuses, see appendix A. For information on geographic areas followed by Δ, see appendix F]

SIC code	Geographic area and kind of business or operation	All establishments				Establishments with payroll				
		Number	Receipts (\$1,000)	Unincorporated businesses or operations		Number	Receipts (\$1,000)	Annual payroll (\$1,000)	First quarter payroll (\$1,000)	Paid employees for pay period including March 12 (number)
				Individual proprietorships (number)	Partnerships (number)					
	BEACHWOOD									
	Total	††	††	††	††	377	212 177	105 744	25 826	5 265
70	Hotels, motels, and other lodging places	††	††	††	††	4	6 786	2 156	536	254
7011	Hotels, motor hotels, and motels	††	††	††	††	4	6 786	2 156	536	254
7011 pt.	Hotels	††	††	††	††	1	(D)	(D)	(D)	(D)
7011 pt.	Motels, motor hotels, and tourist courts	††	††	††	††	3	(D)	(D)	(D)	(D)
702, 3, 4	Other lodging places	††	††	††	††	-	-	-	-	-
72	Personal services	††	††	††	††	22	4 636	2 163	498	224
721	Laundry, cleaning, and garment services	††	††	††	††	3	542	176	54	28
7215	Coin-operated laundries and dry cleaning	††	††	††	††	1	(D)	(D)	(D)	(D)
721 ex. 7215	Other laundry, cleaning, and garment services	††	††	††	††	2	(D)	(D)	(D)	(D)
7211	Power laundries, family and commercial*	**	**	**	**	-	-	-	-	-
7216	Dry-cleaning plants, except rug cleaning*	**	**	**	**	-	-	-	-	-
Other 721	Laundry and cleaning services, n.e.c.*	**	**	**	**	2	(D)	(D)	(D)	(D)
722	Photographic studios, portrait	††	††	††	††	2	(D)	(D)	(D)	(D)
723, 4	Beauty and barber shops	††	††	††	††	11	2 843	1 702	407	166
723	Beauty shops	††	††	††	††	10	(D)	(D)	(D)	(D)
724	Barber shops	††	††	††	††	1	(D)	(D)	(D)	(D)
725	Shoe repair, shoe shine, and hat-cleaning shops	††	††	††	††	-	-	-	-	-
726	Funeral service and crematories	††	††	††	††	-	-	-	-	-
729	Miscellaneous personal services	††	††	††	††	6	(D)	(D)	(D)	(D)
73	Business services	††	††	††	††	100	115 275	68 275	15 656	3 147
731	Advertising	††	††	††	††	13	10 632	4 725	1 061	168
734	Services to dwellings and other buildings	††	††	††	††	4	834	420	89	42
737	Computer and data processing services	††	††	††	††	11	17 806	8 286	2 030	359
7392	Management, consulting, and public relations services	††	††	††	††	24	12 204	4 807	1 404	170
7394	Equipment rental and leasing services	††	††	††	††	2	(D)	(D)	(D)	(D)
Other 73	Other business services	††	††	††	††	46	(D)	(D)	(D)	(D)
75	Automotive repair, services, and garages	††	††	††	††	13	6 094	667	165	52
751	Automotive rental and leasing, without drivers	††	††	††	††	4	(D)	(D)	(D)	(D)
752	Automobile parking	††	††	††	††	-	-	-	-	-
753	Automotive repair shops	††	††	††	††	9	(D)	(D)	(D)	(D)
7538	General automotive repair shops	††	††	††	††	1	(D)	(D)	(D)	(D)
7531	Top and body repair shops	††	††	††	††	-	-	-	-	-
7534, 5, 9	Other automotive repair shops	††	††	††	††	8	(D)	(D)	(D)	(D)
754	Automotive services, except repair	††	††	††	††	-	-	-	-	-
76	Miscellaneous repair services	††	††	††	††	4	1 526	360	81	22
762	Electrical and electronic repair shops	††	††	††	††	3	(D)	(D)	(D)	(D)
7622	Radio and TV repair shops	††	††	††	††	1	(D)	(D)	(D)	(D)
7623, 9	Other electrical and electronic repair shops	††	††	††	††	2	(D)	(D)	(D)	(D)
764	Reupholstery and furniture repair	††	††	††	††	-	-	-	-	-
763, 9	Other repair shops and related services	††	††	††	††	1	(D)	(D)	(D)	(D)
78, 79	Amusement and recreation services, including motion pictures	††	††	††	††	16	11 733	2 279	695	237
781, 2	Motion picture production, distribution, and services	††	††	††	††	3	(D)	(D)	(D)	(D)
783	Motion picture theaters	††	††	††	††	-	-	-	-	-
792	Producers, orchestras, and entertainers	††	††	††	††	5	(D)	(D)	(D)	(D)
793	Bowling alleys and billiards and pool establishments	††	††	††	††	-	-	-	-	-
79 ex. 792, 3	Commercial sports and other amusement and recreation services	††	††	††	††	8	4 738	1 434	377	198
80, ex. 806	Health services, except hospitals	††	††	††	††	142	47 497	21 393	6 119	915
801	Offices of physicians	††	††	††	††	83	(D)	(D)	(D)	(D)
802	Offices of dentists	††	††	††	††	33	8 394	3 589	988	202
803	Offices of osteopathic physicians	††	††	††	††	-	-	-	-	-
8041	Offices of chiropractors	††	††	††	††	-	-	-	-	-
8042	Offices of optometrists	††	††	††	††	2	(D)	(D)	(D)	(D)
805	Nursing and personal care facilities	††	††	††	††	2	(D)	(D)	(D)	(D)
8049, 807, 8, 9	Other health services	††	††	††	††	22	10 411	3 474	870	184
81	Legal services	††	††	††	††	22	3 845	1 617	383	76
823, 4, 9	Selected educational services	††	††	††	††	-	-	-	-	-
891	Engineering, architectural, and surveying services	††	††	††	††	13	5 903	2 633	692	109
893	Accounting, auditing, and bookkeeping services	††	††	††	††	37	8 416	3 997	963	214
83, 892, 9	Social and other services	††	††	††	††	4	466	204	38	15
83	Social services	**	**	**	**	2	(D)	(D)	(D)	(D)
892, 9	Other services	**	**	**	**	2	(D)	(D)	(D)	(D)

Table 7. Summary Statistics for Firms Subject to Federal Income Tax for Places With 300 Establishments or More: 1982—Con.

[For meaning of abbreviations and symbols, see introductory text. For explanation of terms and comparability of 1977 and 1982 censuses, see appendix A. For information on geographic areas followed by Δ, see appendix F]

SIC code	Geographic area and kind of business or operation	All establishments				Establishments with payroll				
		Number	Receipts (\$1,000)	Unincorporated businesses or operations		Number	Receipts (\$1,000)	Annual payroll (\$1,000)	First quarter payroll (\$1,000)	Paid employees for pay period including March 12 (number)
				Individual proprietorships (number)	Partnerships (number)					
	CANTON									
	Total.....	††	††	††	††	655	182 837	79 641	18 889	5 292
70	Hotels, motels, and other lodging places.....	††	††	††	††	5	2 818	588	146	103
7011	Hotels, motor hotels, and motels.....	††	††	††	††	5	2 818	588	146	103
7011 pt.	Hotels.....	††	††	††	††	2	(D)	(D)	(D)	(D)
7011 pt.	Motels, motor hotels, and tourist courts.....	††	††	††	††	3	(D)	(D)	(D)	(D)
702, 3, 4	Other lodging places.....	††	††	††	††	-	-	-	-	-
72	Personal services.....	††	††	††	††	115	16 143	5 407	1 338	707
721	Laundry, cleaning, and garment services.....	††	††	††	††	26	6 454	2 435	566	260
7215	Coin-operated laundries and dry cleaning.....	††	††	††	††	4	543	157	31	21
721 ex.	Other laundry, cleaning, and garment services.....	††	††	††	††	22	5 911	2 278	535	239
7215	Power laundries, family and commercial*.....	**	**	**	**	-	-	-	-	-
7211	Dry-cleaning plants, except rug cleaning*.....	**	**	**	**	16	(D)	(D)	(D)	(D)
7216	Laundry and cleaning services, n.e.c.*.....	**	**	**	**	6	(D)	(D)	(D)	(D)
Other 721										
722	Photographic studios, portrait.....	††	††	††	††	6	(D)	(D)	(D)	(D)
723, 4	Beauty and barber shops.....	††	††	††	††	46	2 911	1 249	307	183
723	Beauty shops.....	††	††	††	††	42	(D)	(D)	(D)	(D)
724	Barber shops.....	††	††	††	††	4	(D)	(D)	(D)	(D)
725	Shoe repair, shoe shine, and hat-cleaning shops.....	††	††	††	††	5	(D)	(D)	(D)	(D)
726	Funeral service and crematories.....	††	††	††	††	14	3 344	669	183	69
729	Miscellaneous personal services.....	††	††	††	††	18	2 563	844	231	159
73	Business services.....	††	††	††	††	87	35 214	14 993	3 619	1 508
731	Advertising.....	††	††	††	††	4	1 943	924	167	34
734	Services to dwellings and other buildings.....	††	††	††	††	18	2 483	1 358	318	252
737	Computer and data processing services.....	††	††	††	††	10	2 985	1 045	239	57
7392	Management, consulting, and public relations services.....	††	††	††	††	10	3 735	1 719	426	97
7394	Equipment rental and leasing services.....	††	††	††	††	2	(D)	(D)	(D)	(D)
Other 73	Other business services.....	††	††	††	††	43	(D)	(D)	(D)	(D)
75	Automotive repair, services, and garages.....	††	††	††	††	56	13 697	3 450	860	326
751	Automotive rental and leasing, without drivers.....	††	††	††	††	5	5 142	756	184	46
752	Automobile parking.....	††	††	††	††	4	(D)	(D)	(D)	(D)
753	Automotive repair shops.....	††	††	††	††	37	7 095	2 084	526	183
7538	General automotive repair shops.....	††	††	††	††	15	2 065	605	174	66
7531	Top and body repair shops.....	††	††	††	††	8	1 942	650	161	48
7534, 5, 9	Other automotive repair shops.....	††	††	††	††	14	3 088	829	191	69
754	Automotive services, except repair.....	††	††	††	††	10	(D)	(D)	(D)	(D)
76	Miscellaneous repair services.....	††	††	††	††	27	10 253	3 887	940	233
762	Electrical and electronic repair shops.....	††	††	††	††	8	2 586	719	178	60
7622	Radio and TV repair shops.....	††	††	††	††	5	2 262	636	149	45
7623, 9	Other electrical and electronic repair shops.....	††	††	††	††	3	324	83	29	15
764	Reupholstery and furniture repair.....	††	††	††	††	4	287	132	29	12
763, 9	Other repair shops and related services.....	††	††	††	††	15	7 380	3 036	733	161
78, 79	Amusement and recreation services, including motion pictures.....	††	††	††	††	24	5 179	1 339	353	238
781, 2	Motion picture production, distribution, and services.....	††	††	††	††	-	-	-	-	-
783	Motion picture theaters.....	††	††	††	††	6	1 917	356	87	63
792	Producers, orchestras, and entertainers.....	††	††	††	††	-	-	-	-	-
793	Bowling alleys and billiards and pool establishments.....	††	††	††	††	6	2 574	825	234	143
79 ex. 792, 3	Commercial sports and other amusement and recreation services.....	††	††	††	††	12	688	158	32	32
80, ex. 806	Health services, except hospitals.....	††	††	††	††	212	66 279	36 267	8 192	1 421
801	Offices of physicians.....	††	††	††	††	117	45 805	27 555	6 175	650
802	Offices of dentists.....	††	††	††	††	46	7 080	2 695	555	185
803	Offices of osteopathic physicians.....	††	††	††	††	1	(D)	(D)	(D)	(D)
8041	Offices of chiropractors.....	††	††	††	††	7	(D)	(D)	(D)	(D)
8042	Offices of optometrists.....	††	††	††	††	15	1 605	497	117	42
805	Nursing and personal care facilities.....	††	††	††	††	10	7 196	3 391	838	452
8049, 807, 8, 9	Other health services.....	††	††	††	††	16	3 416	1 893	459	61
81	Legal services.....	††	††	††	††	83	18 339	7 914	1 899	360
823, 4, 9	Selected educational services.....	††	††	††	††	11	2 357	491	149	54
891	Engineering, architectural, and surveying services.....	††	††	††	††	8	3 133	1 405	426	77
893	Accounting, auditing, and bookkeeping services.....	††	††	††	††	21	8 778	3 630	906	217
83, 892, 9	Social and other services.....	††	††	††	††	6	647	270	61	48
83	Social services.....	**	**	**	**	6	647	270	61	48
892, 9	Other services.....	**	**	**	**	-	-	-	-	-

Table 7. Summary Statistics for Firms Subject to Federal Income Tax for Places With 300 Establishments or More: 1982—Con.

[For meaning of abbreviations and symbols, see introductory text. For explanation of terms and comparability of 1977 and 1982 censuses, see appendix A. For information on geographic areas followed by Δ, see appendix F]

SIC code	Geographic area and kind of business or operation	All establishments				Establishments with payroll				
		Number	Receipts (\$1,000)	Unincorporated businesses or operations		Number	Receipts (\$1,000)	Annual payroll (\$1,000)	First quarter payroll (\$1,000)	Paid employees for pay period including March 12 (number)
				Individual proprietorships (number)	Partnerships (number)					
CINCINNATI										
	Total	††	††	††	††	2 965	1 396 255	572 601	138 090	39 813
70	Hotels, motels, and other lodging places	††	††	††	††	28	65 515	22 726	5 451	2 218
7011	Hotels, motor hotels, and motels.....	††	††	††	††	21	(D)	(D)	(D)	(D)
7011 pt.	Hotels.....	††	††	††	††	13	58 228	20 278	4 866	1 907
7011 pt.	Hotels, 25 guestrooms or more.....	††	††	††	††	12	(D)	(D)	(D)	(D)
7011 pt.	Hotels, less than 25 guestrooms.....	**	**	**	**	1	(D)	(D)	(D)	(D)
7011 pt.	Motels, motor hotels, and tourist courts.....	††	††	††	††	8	(D)	(D)	(D)	(D)
7011 pt.	Motels, tourist courts.....	**	**	**	**	7	(D)	(D)	(D)	(D)
7011 pt.	Motor hotels.....	**	**	**	**	1	(D)	(D)	(D)	(D)
702, 3, 4	Other lodging places.....	††	††	††	††	7	(D)	(D)	(D)	(D)
703	Trailing parks and camps.....	††	††	††	††	1	(D)	(D)	(D)	(D)
702, 4	Rooming, boarding, and membership lodging.....	††	††	††	††	6	(D)	(D)	(D)	(D)
72	Personal services	††	††	††	††	330	60 506	22 251	5 392	2 355
721	Laundry, cleaning, and garment services.....	††	††	††	††	96	27 304	10 070	2 315	989
7215	Coin-operated laundries and dry cleaning.....	††	††	††	††	9	4 073	784	153	57
721 ex. 7215	Other laundry, cleaning, and garment services.....	††	††	††	††	87	23 231	9 286	2 162	932
7211	Power laundries, family and commercial*.....	**	**	**	**	4	(D)	(D)	(D)	(D)
7216	Dry-cleaning plants, except rug cleaning*.....	**	**	**	**	57	(D)	(D)	(D)	(D)
Other 721	Laundry and cleaning services, n.e.c.*.....	**	**	**	**	26	12 034	4 656	1 109	378
7212	Garment pressing and agents for laundries and dry cleaners.....	**	**	**	**	4	117	33	7	6
7213	Linen supply*.....	**	**	**	**	4	(D)	(D)	(D)	(D)
7217	Carpet and upholstery cleaning.....	**	**	**	**	11	2 540	828	175	76
7218	Industrial laundries*.....	**	**	**	**	1	(D)	(D)	(D)	(D)
7214, 9	Other laundry, garment services, including diaper*.....	**	**	**	**	6	591	205	50	28
722	Photographic studios, portrait.....	††	††	††	††	14	3 281	682	151	60
723, 4	Beauty and barber shops.....	††	††	††	††	142	14 442	7 128	1 817	839
723	Beauty shops.....	††	††	††	††	127	13 163	6 612	1 684	780
724	Barber shops.....	††	††	††	††	15	1 279	516	133	59
725	Shoe repair, shoe shine, and hat-cleaning shops.....	††	††	††	††	8	652	230	55	35
726	Funeral service and crematories.....	††	††	††	††	44	10 676	2 904	719	225
729	Miscellaneous personal services.....	††	††	††	††	26	4 151	1 237	335	207
73	Business services	††	††	††	††	667	392 471	167 530	39 825	16 919
731	Advertising.....	††	††	††	††	66	50 042	19 672	4 593	1 071
7311	Advertising agencies.....	**	**	**	**	56	(D)	(D)	(D)	(D)
7312	Outdoor advertising services.....	**	**	**	**	1	(D)	(D)	(D)	(D)
7313	Radio, TV, publishers' advertising representatives.....	**	**	**	**	5	(D)	(D)	(D)	(D)
7319	Advertising, n.e.c.....	**	**	**	**	4	(D)	(D)	(D)	(D)
734	Services to dwellings and other buildings.....	††	††	††	††	80	28 632	16 621	3 806	3 467
7341	Window cleaning.....	**	**	**	**	9	826	406	84	41
7342	Disinfecting and exterminating services.....	**	**	**	**	15	4 949	2 291	497	135
7349	Cleaning and maintenance services, n.e.c.....	**	**	**	**	56	22 857	13 924	3 225	3 291
737	Computer and data processing services.....	††	††	††	††	59	48 654	18 743	4 329	1 301
7372	Computer programming and other software services.....	**	**	**	**	21	22 373	9 322	2 161	719
7374	Data processing services.....	**	**	**	**	22	19 483	7 948	1 794	475
7379	Computer related services, n.e.c.....	**	**	**	**	16	6 798	1 473	374	107
7392	Management, consulting, and public relations services.....	††	††	††	††	121	66 876	34 628	8 386	1 974
7394	Equipment rental and leasing services.....	††	††	††	††	28	36 391	4 454	1 012	417
Other 73	Other business services.....	††	††	††	††	313	161 876	73 412	17 699	8 689
732	Credit reporting, collection agencies.....	**	**	**	**	13	12 331	4 076	1 008	318
7331	Direct mail advertising services.....	**	**	**	**	5	3 764	1 191	309	91
7332	Blueprinting and photocopying services.....	**	**	**	**	14	3 717	1 049	243	92
7333	Commercial photography, art, and graphics.....	**	**	**	**	68	30 950	12 689	2 972	534
7339	Stenographic services; and reproduction services, n.e.c.....	**	**	**	**	15	1 857	750	183	72
736	Personnel supply services.....	**	**	**	**	70	35 438	21 984	5 303	4 495
7361	Employment agencies.....	**	**	**	**	36	(D)	(D)	(D)	(D)
7362	Help supply services.....	**	**	**	**	33	28 144	17 324	4 034	3 980
7369	Facilities management services.....	**	**	**	**	1	(D)	(D)	(D)	(D)
7391	Research and development laboratories.....	**	**	**	**	3	1 027	521	103	29
7397	Testing laboratories and facilities.....	**	**	**	**	6	3 716	1 588	367	70
7393	Detective agencies and protective services.....	**	**	**	**	29	24 907	14 349	3 674	1 766
7395	Photofinishing laboratories*.....	**	**	**	**	15	13 523	3 466	854	347
7399 pt.	Sign painting shops.....	**	**	**	**	8	1 601	584	125	35
7399 pt.	Interior designing.....	**	**	**	**	10	2 797	759	162	56
7399 pt.	Telephone answering services.....	**	**	**	**	4	2 093	1 043	271	135
735, 7396, 7399 pt.	Other business services, n.e.c.....	**	**	**	**	53	24 155	9 363	2 125	649

Table 7. Summary Statistics for Firms Subject to Federal Income Tax for Places With 300 Establishments or More: 1982—Con.

[For meaning of abbreviations and symbols, see introductory text. For explanation of terms and comparability of 1977 and 1982 censuses, see appendix A. For information on geographic areas followed by Δ, see appendix F]

SIC code	Geographic area and kind of business or operation	All establishments				Establishments with payroll				
		Number	Receipts (\$1,000)	Unincorporated businesses or operations		Number	Receipts (\$1,000)	Annual payroll (\$1,000)	First quarter payroll (\$1,000)	Paid employees for pay period including March 12 (number)
				Individual proprietorships (number)	Partnerships (number)					
CINCINNATI—Con.										
75	Automotive repair, services, and garages.....	††	††	††	††	273	92 750	21 321	5 319	1 625
751	Automotive rental and leasing, without drivers	††	††	††	††	29	44 517	7 393	2 080	442
752	Automobile parking	††	††	††	††	93	10 042	2 037	456	245
7523	Parking lots	††	††	††	††	80	(D)	(D)	(D)	(D)
7525	Parking structures	**	**	**	**	13	(D)	(D)	(D)	(D)
753	Automotive repair shops.....	††	††	††	††	133	35 216	10 863	2 529	774
7538	General automotive repair shops	††	††	††	††	56	16 065	4 790	1 147	336
7538 pt.	General automotive repair shops, except diesel	**	**	**	**	52	14 324	4 183	984	290
7538 pt.	Diesel repair shops	**	**	**	**	4	1 741	607	163	46
7531	Top and body repair shops	††	††	††	††	35	7 772	2 558	594	183
7534, 5, 9	Other automotive repair shops	††	††	††	††	42	11 379	3 515	788	255
7534	Tire retreading and repair shops	**	**	**	**	2	(D)	(D)	(D)	(D)
7535	Paint shops	**	**	**	**	7	1 851	653	100	51
7539 pt.	Auto electrical and fuel system services	**	**	**	**	2	(D)	(D)	(D)	(D)
7539 pt.	Radiator repair	**	**	**	**	7	905	252	54	21
7539 pt.	Glass replacement and repair	**	**	**	**	3	1 514	424	96	27
7539 pt.	Brake, front end, and wheel alignment	**	**	**	**	7	1 375	493	124	41
7539 pt.	Exhaust system services (muffler shops)	**	**	**	**	4	1 807	496	96	31
7539 pt.	Transmission repair shops	**	**	**	**	8	2 213	715	201	55
7539 pt.	Other automotive repair shops, n.e.c.	**	**	**	**	2	(D)	(D)	(D)	(D)
754	Automotive services, except repair	††	††	††	††	18	2 975	1 028	254	164
7542	Car washes	**	**	**	**	12	2 211	725	194	145
7549	Other automotive services	**	**	**	**	6	764	303	60	19
76	Miscellaneous repair services	††	††	††	††	118	35 441	13 107	2 831	781
762	Electrical and electronic repair shops	††	††	††	††	29	13 206	4 955	1 056	254
7622	Radio and TV repair shops	††	††	††	††	15	5 614	2 026	355	90
7623, 9	Other electrical and electronic repair shops	**	**	**	**	14	7 592	2 929	701	164
7623	Refrigeration and air-conditioning repair shops	**	**	**	**	4	(D)	(D)	(D)	(D)
7629	Electrical and electronic repair shops, n.e.c.	**	**	**	**	10	(D)	(D)	(D)	(D)
764	Reupholstery and furniture repair	††	††	††	††	19	1 540	479	114	51
763, 9	Other repair shops and related services.....	††	††	††	††	70	20 695	7 673	1 661	476
763	Watch, clock, and jewelry repair.....	**	**	**	**	11	912	339	85	36
769	Miscellaneous repair and related services	**	**	**	**	59	19 783	7 334	1 576	440
7692	Welding repair	**	**	**	**	9	1 606	616	141	49
7694	Armature rewinding shops	**	**	**	**	8	10 015	3 656	766	172
7699	Repair shops and related services, n.e.c.	**	**	**	**	42	8 162	3 062	669	219
78, 79	Amusement and recreation services, including motion pictures..	††	††	††	††	101	189 519	55 349	13 379	4 096
781, 2	Motion picture production, distribution, and services	††	††	††	††	24	151 394	32 194	7 763	2 929
783	Motion picture theaters.....	††	††	††	††	20	4 598	1 102	235	220
7832	Motion picture theaters, except drive-in	**	**	**	**	16	(D)	(D)	(D)	(D)
7833	Drive-in motion picture theaters	**	**	**	**	4	(D)	(D)	(D)	(D)
792	Producers, orchestras, and entertainers	††	††	††	††	6	1 350	605	128	31
7922	Theatrical producers (except motion picture) and miscellaneous theatrical services	**	**	**	**	6	1 350	605	128	31
7929	Bands, orchestras, actors, and other entertainers and entertainment groups	**	**	**	**	-	-	-	-	-
793	Bowling alleys and billiards and pool establishments	††	††	††	††	8	2 889	831	213	120
7932	Billiard and pool establishments	††	††	††	††	3	(D)	(D)	(D)	(D)
7933	Bowling alleys.....	††	††	††	††	5	(D)	(D)	(D)	(D)
79 ex. 792, 3	Commercial sports and other amusement and recreation services ..	††	††	††	††	43	29 288	20 617	5 040	796
794	Commercial sports.....	††	††	††	††	4	19 080	17 966	4 351	429
7941	Professional sports clubs, managers, promoters	††	††	††	††	4	19 080	17 966	4 351	429
7948	Racing, including track operation	††	††	††	††	-	-	-	-	-
79 ex. 792, 3, 4	Other amusement and recreation services	††	††	††	††	39	10 208	2 651	689	367
791	Dance halls, studios, and schools	**	**	**	**	8	629	196	56	47
7992	Public golf courses	**	**	**	**	1	(D)	(D)	(D)	(D)
7993	Coin-operated amusement device operators	**	**	**	**	3	605	166	35	14
7996	Amusement parks	**	**	**	**	-	-	-	-	-
7997	Membership sports and recreation clubs	**	**	**	**	11	2 649	655	142	100
7999	Amusement and recreation services, n.e.c.	**	**	**	**	16	(D)	(D)	(D)	(D)
7999 pt.	Concession operators of amusement devices, rides	**	**	**	**	-	-	-	-	-
7999 pt.	Carnivals, circuses, and fairs.....	**	**	**	**	1	(D)	(D)	(D)	(D)
7999 pt.	Other commercial recreation and amusements.....	**	**	**	**	15	(D)	(D)	(D)	(D)

Table 7. Summary Statistics for Firms Subject to Federal Income Tax for Places With 300 Establishments or More: 1982—Con.

[For meaning of abbreviations and symbols, see introductory text. For explanation of terms and comparability of 1977 and 1982 censuses, see appendix A. For information on geographic areas followed by Δ, see appendix F]

SIC code	Geographic area and kind of business or operation	All establishments				Establishments with payroll				
		Number	Receipts (\$1,000)	Unincorporated businesses or operations		Number	Receipts (\$1,000)	Annual payroll (\$1,000)	First quarter payroll (\$1,000)	Paid employees for pay period including March 12 (number)
				Individual proprietorships (number)	Partnerships (number)					
CINCINNATI—Con.										
80, ex. 806	Health services, except hospitals	††	††	††	††	863	283 988	147 794	35 446	6 369
801	Offices of physicians	††	††	††	††	567	202 321	112 614	27 260	3 077
802	Offices of dentists	††	††	††	††	170	30 117	12 422	2 863	857
803	Offices of osteopathic physicians	††	††	††	††	2	(D)	(D)	(D)	(D)
8041	Offices of chiropractors	††	††	††	††	6	(D)	(D)	(D)	(D)
8042	Offices of optometrists	††	††	††	††	17	2 511	634	143	57
805	Nursing and personal care facilities	††	††	††	††	31	26 448	13 315	3 239	1 594
8049, 807, 8, 9	Other health services	††	††	††	††	70	21 424	8 431	1 846	760
807	Medical and dental laboratories	††	††	††	††	16	5 771	2 091	451	172
8071	Medical laboratories	††	††	††	††	7	3 935	1 233	254	92
8072	Dental laboratories	††	††	††	††	9	1 836	858	197	80
8049, 808, 9	Other health services, n.e.c.	††	††	††	††	54	15 653	6 340	1 395	588
81	Legal services	††	††	††	††	332	115 799	42 161	10 732	1 883
823, 4, 9	Selected educational services	††	††	††	††	29	6 030	2 432	527	218
823	Libraries and information centers	**	**	**	**	1	(D)	(D)	(D)	(D)
824	Correspondence schools and vocational schools	**	**	**	**	12	(D)	(D)	(D)	(D)
829	Schools and educational services, n.e.c.	**	**	**	**	16	3 789	1 501	305	136
891	Engineering, architectural, and surveying services	††	††	††	††	95	76 649	47 385	11 925	1 773
891 pt.	Architectural services	**	**	**	**	33	11 041	5 151	1 250	250
891 pt.	Engineering services	**	**	**	**	58	64 969	41 897	10 596	1 500
891 pt.	Surveying services	**	**	**	**	4	639	337	79	23
893	Accounting, auditing, and bookkeeping services	††	††	††	††	106	68 658	27 787	6 539	1 346
83, 892, 9	Social and other services	††	††	††	††	23	8 929	2 758	724	230
83	Social services	**	**	**	**	16	(D)	(D)	(D)	(D)
835	Child day care services	**	**	**	**	6	(D)	(D)	(D)	(D)
832, 3, 6, 9	Other social services	**	**	**	**	10	3 682	1 301	341	121
892, 9	Other services	**	**	**	**	7	(D)	(D)	(D)	(D)
CLEVELAND										
	Total	††	††	††	††	3 326	1 651 962	675 367	167 136	42 065
70	Hotels, motels, and other lodging places	††	††	††	††	37	63 976	22 004	5 171	2 842
7011	Hotels, motor hotels, and motels	††	††	††	††	33	(D)	(D)	(D)	(D)
7011 pt.	Hotels	††	††	††	††	19	59 342	20 533	4 835	2 577
7011 pt.	Hotels, 25 guestrooms or more	**	**	**	**	13	58 850	20 401	4 803	2 553
7011 pt.	Hotels, less than 25 guestrooms	**	**	**	**	6	492	132	32	24
7011 pt.	Motels, motor hotels, and tourist courts	**	**	**	**	14	(D)	(D)	(D)	(D)
7011 pt.	Motels, tourist courts	**	**	**	**	11	3 907	1 262	281	219
7011 pt.	Motor hotels	**	**	**	**	3	(D)	(D)	(D)	(D)
702, 3, 4	Other lodging places	††	††	††	††	4	(D)	(D)	(D)	(D)
703	Trailing parks and camps	††	††	††	††	1	(D)	(D)	(D)	(D)
702, 4	Rooming, boarding, and membership lodging	††	††	††	††	3	(D)	(D)	(D)	(D)
72	Personal services	††	††	††	††	369	72 577	26 444	5 981	2 619
721	Laundry, cleaning, and garment services	††	††	††	††	138	40 884	16 224	3 710	1 475
7215	Coin-operated laundries and dry cleaning	††	††	††	††	23	2 493	608	144	74
721 ex. 7215	Other laundry, cleaning, and garment services	††	††	††	††	115	38 391	15 616	3 566	1 401
7211	Power laundries, family and commercial*	**	**	**	**	4	2 048	1 093	270	124
7216	Dry-cleaning plants, except rug cleaning*	**	**	**	**	68	8 797	3 379	786	469
Other 721	Laundry and cleaning services, n.e.c.*	**	**	**	**	43	27 546	11 144	2 510	808
7212	Garment pressing and agents for laundries and dry cleaners	**	**	**	**	10	376	89	19	16
7213	Linen supply*	**	**	**	**	4	(D)	(D)	(D)	(D)
7217	Carpet and upholstery cleaning	**	**	**	**	13	3 037	1 284	251	85
7218	Industrial laundries*	**	**	**	**	8	18 093	6 782	1 557	467
7214, 9	Other laundry, garment services, including diaper*	**	**	**	**	8	(D)	(D)	(D)	(D)
722	Photographic studios, portrait	††	††	††	††	14	2 248	720	160	67
723, 4	Beauty and barber shops	††	††	††	††	126	6 958	3 427	767	464
723	Beauty shops	††	††	††	††	103	5 891	3 005	665	411
724	Barber shops	††	††	††	††	23	1 067	422	102	53
725	Shoe repair, shoe shine, and hat-cleaning shops	††	††	††	††	12	593	209	46	27
726	Funeral service and crematories	††	††	††	††	50	16 872	4 183	923	352
729	Miscellaneous personal services	††	††	††	††	29	5 022	1 681	375	234

Table 7. Summary Statistics for Firms Subject to Federal Income Tax for Places With 300 Establishments or More: 1982—Con.

[For meaning of abbreviations and symbols, see introductory text. For explanation of terms and comparability of 1977 and 1982 censuses, see appendix A. For information on geographic areas followed by Δ, see appendix F]

SIC code	Geographic area and kind of business or operation	All establishments				Establishments with payroll				
		Number	Receipts (\$1,000)	Unincorporated businesses or operations		Number	Receipts (\$1,000)	Annual payroll (\$1,000)	First quarter payroll (\$1,000)	Paid employees for pay period including March 12 (number)
				Individual proprietorships (number)	Partnerships (number)					
CLEVELAND—Con.										
73	Business services	††	††	††	††	719	454 585	195 577	48 107	14 901
731	Advertising	††	††	††	††	74	54 800	25 189	6 184	1 057
7311	Advertising agencies	54	40 349	21 496	5 290	892
7312	Outdoor advertising services	6	(D)	(D)	(D)	(D)
7313	Radio, TV, publishers' advertising representatives	9	2 638	898	226	35
7319	Advertising, n.e.c.	5	(D)	(D)	(D)	(D)
734	Services to dwellings and other buildings	††	††	††	††	81	45 556	26 862	6 340	3 008
7341	Window cleaning	3	280	67	13	7
7342	Disinfecting and exterminating services	18	5 547	2 500	572	171
7349	Cleaning and maintenance services, n.e.c.	60	39 729	24 295	5 755	2 830
737	Computer and data processing services	††	††	††	††	45	58 592	21 669	5 876	926
7372	Computer programming and other software services	13	16 078	8 872	2 603	321
7374	Data processing services	25	35 290	9 829	2 584	475
7379	Computer related services, n.e.c.	7	7 224	2 968	689	130
7392	Management, consulting, and public relations services	††	††	††	††	110	73 961	31 824	7 882	1 282
7394	Equipment rental and leasing services	††	††	††	††	31	18 099	3 937	1 004	192
Other 73	Other business services	††	††	††	††	378	203 577	86 096	20 821	8 436
732	Credit reporting, collection agencies	12	6 346	2 856	763	214
7331	Direct mail advertising services	10	14 084	3 245	1 044	273
7332	Blueprinting and photocopying services	10	9 262	3 040	784	260
7333	Commercial photography, art, and graphics	61	18 864	7 511	1 899	441
7339	Stenographic services; and reproduction services, n.e.c.	32	16 244	4 902	1 141	323
736	Personnel supply services	73	33 029	20 771	5 161	3 236
7361	Employment agencies	46	(D)	(D)	(D)	(D)
7362	Help supply services	24	19 077	14 298	3 387	2 604
7369	Facilities management services	3	(D)	(D)	(D)	(D)
7391	Research and development laboratories	7	2 670	709	187	52
7397	Testing laboratories and facilities	5	1 907	1 029	242	51
7393	Detective agencies and protective services	43	42 874	23 704	5 235	2 229
7395	Photofinishing laboratories*	12	6 673	2 473	499	117
7399 pt.	Sign painting shops	7	687	266	61	23
7399 pt.	Interior designing	6	3 288	1 061	361	64
7399 pt.	Telephone answering services	12	1 920	886	254	104
735, 7396, 7399 pt.	Other business services, n.e.c.	88	45 729	13 643	3 190	1 049
75	Automotive repair, services, and garages	††	††	††	††	410	106 767	24 469	5 804	2 127
751	Automotive rental and leasing, without drivers	††	††	††	††	24	38 872	5 062	1 261	309
752	Automobile parking	††	††	††	††	128	17 438	3 449	866	502
7523	Parking lots	98	(D)	(D)	(D)	(D)
7525	Parking structures	30	(D)	(D)	(D)	(D)
753	Automotive repair shops	††	††	††	††	221	44 498	13 743	3 063	958
7538	General automotive repair shops	††	††	††	††	75	13 980	4 397	998	297
7538 pt.	General automotive repair shops, except diesel	70	12 503	3 973	901	273
7538 pt.	Diesel repair shops	5	1 477	424	97	24
7531	Top and body repair shops	††	††	††	††	63	10 829	3 764	830	269
7534, 5, 9	Other automotive repair shops	††	††	††	††	83	19 689	5 582	1 235	392
7534	Tire retreading and repair shops	7	(D)	(D)	(D)	(D)
7535	Paint shops	6	1 241	471	83	44
7539 pt.	Auto electrical and fuel system services	9	1 259	481	126	33
7539 pt.	Radiator repair	12	2 395	705	130	43
7539 pt.	Glass replacement and repair	8	2 052	723	168	53
7539 pt.	Brake, front end, and wheel alignment	8	3 393	889	189	52
7539 pt.	Exhaust system services (muffler shops)	13	3 578	852	181	60
7539 pt.	Transmission repair shops	19	3 235	999	236	69
7539 pt.	Other automotive repair shops, n.e.c.	1	(D)	(D)	(D)	(D)
754	Automotive services, except repair	††	††	††	††	37	5 959	2 215	614	358
7542	Car washes	20	2 842	994	302	248
7549	Other automotive services	17	3 117	1 221	312	110
76	Miscellaneous repair services	††	††	††	††	197	80 221	29 485	7 733	1 728
762	Electrical and electronic repair shops	††	††	††	††	54	19 136	6 297	1 522	367
7622	Radio and TV repair shops	18	4 960	1 359	345	103
7623, 9	Other electrical and electronic repair shops	36	14 176	4 938	1 177	264
7623	Refrigeration and air-conditioning repair shops	7	2 599	950	232	48
7629	Electrical and electronic repair shops, n.e.c.	29	11 577	3 988	945	216
764	Reupholstery and furniture repair	††	††	††	††	17	1 483	617	139	57
763, 9	Other repair shops and related services	††	††	††	††	126	59 602	22 571	6 072	1 304
763	Watch, clock, and jewelry repair	15	1 856	693	228	71
769	Miscellaneous repair and related services	111	57 746	21 878	5 844	1 233
7692	Welding repair	18	3 623	1 365	347	80
7694	Armature rewinding shops	14	8 348	3 164	800	184
7699	Repair shops and related services, n.e.c.	79	45 775	17 349	4 697	969

Table 7. Summary Statistics for Firms Subject to Federal Income Tax for Places With 300 Establishments or More: 1982—Con.

[For meaning of abbreviations and symbols, see introductory text. For explanation of terms and comparability of 1977 and 1982 censuses, see appendix A. For information on geographic areas followed by Δ, see appendix F]

SIC code	Geographic area and kind of business or operation	All establishments				Establishments with payroll				
		Number	Receipts (\$1,000)	Unincorporated businesses or operations		Number	Receipts (\$1,000)	Annual payroll (\$1,000)	First quarter payroll (\$1,000)	Paid employees for pay period including March 12 (number)
				Individual proprietorships (number)	Partnerships (number)					
	CLEVELAND—Con.									
78, 79	Amusement and recreation services, including motion pictures...	††	††	††	††	109	63 347	26 904	6 871	1 848
781, 2	Motion picture production, distribution, and services	††	††	††	††	14	23 069	1 426	363	86
783	Motion picture theaters	††	††	††	††	9	2 708	668	158	91
7832	Motion picture theaters, except drive-in	††	††	††	††	9	2 708	668	158	91
7833	Drive-in motion picture theaters	**	**	**	**	-	-	-	-	-
792	Producers, orchestras, and entertainers	††	††	††	††	7	4 231	1 125	268	111
7922	Theatrical producers (except motion picture) and miscellaneous theatrical services	**	**	**	**	4	4 018	1 054	249	93
7929	Bands, orchestras, actors, and other entertainers and entertainment groups	**	**	**	**	3	213	71	19	18
793	Bowling alleys and billiards and pool establishments	††	††	††	††	19	3 124	1 041	251	162
7932	Billiard and pool establishments	††	††	††	††	3	(D)	(D)	(D)	(D)
7933	Bowling alleys	††	††	††	††	16	(D)	(D)	(D)	(D)
79 ex. 792, 3	Commercial sports and other amusement and recreation services ..	††	††	††	††	60	30 215	22 644	5 831	1 398
794	Commercial sports	††	††	††	††	7	(D)	(D)	(D)	(D)
7941	Professional sports clubs, managers, promoters	††	††	††	††	4	(D)	(D)	(D)	(D)
7948	Racing, including track operation	††	††	††	††	3	742	53	11	8
79 ex. 792, 3, 4	Other amusement and recreation services	††	††	††	††	53	(D)	(D)	(D)	(D)
791	Dance halls, studios, and schools	**	**	**	**	7	608	242	62	43
7992	Public golf courses	**	**	**	**	-	-	-	-	-
7993	Coin-operated amusement device operators	**	**	**	**	13	6 644	1 848	411	139
7996	Amusement parks	**	**	**	**	-	-	-	-	-
7997	Membership sports and recreation clubs	**	**	**	**	7	(D)	(D)	(D)	(D)
7999	Amusement and recreation services, n.e.c.	**	**	**	**	26	6 388	2 778	1 093	102
7999 pt.	Concession operators of amusement devices, rides	**	**	**	**	3	(D)	(D)	(D)	(D)
7999 pt.	Carnivals, circuses, and fairs	**	**	**	**	-	-	-	-	-
7999 pt.	Other commercial recreation and amusements	**	**	**	**	23	(D)	(D)	(D)	(D)
80, ex. 806	Health services, except hospitals	††	††	††	††	619	208 867	98 342	24 620	4 838
801	Offices of physicians	††	††	††	††	342	(D)	(D)	(D)	(D)
802	Offices of dentists	††	††	††	††	140	21 896	8 824	2 379	583
803	Offices of osteopathic physicians	††	††	††	††	2	(D)	(D)	(D)	(D)
8041	Offices of chiropractors	††	††	††	††	5	1 030	253	53	14
8042	Offices of optometrists	††	††	††	††	16	2 944	659	155	53
805	Nursing and personal care facilities	††	††	††	††	32	36 435	19 151	4 489	2 131
8049, 807, 8, 9	Other health services	††	††	††	††	82	38 911	10 644	2 418	679
807	Medical and dental laboratories	††	††	††	††	22	8 320	3 432	781	184
8071	Medical laboratories	††	††	††	††	9	4 824	1 724	363	68
8072	Dental laboratories	††	††	††	††	13	3 496	1 708	418	116
8049, 808, 9	Other health services, n.e.c.	††	††	††	††	60	30 591	7 212	1 637	495
81	Legal services	††	††	††	††	564	312 106	111 300	28 369	4 790
823, 4, 9	Selected educational services	††	††	††	††	29	25 435	7 556	1 733	555
823	Libraries and information centers	**	**	**	**	-	-	-	-	-
824	Correspondence schools and vocational schools	**	**	**	**	13	22 610	6 318	1 484	430
829	Schools and educational services, n.e.c.	**	**	**	**	16	2 825	1 238	249	125
891	Engineering, architectural, and surveying services	††	††	††	††	117	125 508	68 242	16 447	2 732
891 pt.	Architectural services	**	**	**	**	41	24 833	8 140	2 182	398
891 pt.	Engineering services	**	**	**	**	69	99 642	59 448	14 135	2 305
891 pt.	Surveying services	**	**	**	**	7	1 033	654	130	29
893	Accounting, auditing, and bookkeeping services	††	††	††	††	113	129 375	60 586	15 228	2 711
83, 892, 9	Social and other services	††	††	††	††	43	9 198	4 458	1 072	374
83	Social services	**	**	**	**	34	7 043	3 286	742	349
835	Child day care services	**	**	**	**	23	1 959	913	206	151
832, 3, 6, 9	Other social services	**	**	**	**	11	5 084	2 373	536	198
892, 9	Other services	**	**	**	**	9	2 155	1 172	330	25

Table 7. Summary Statistics for Firms Subject to Federal Income Tax for Places With 300 Establishments or More: 1982—Con.

[For meaning of abbreviations and symbols, see introductory text. For explanation of terms and comparability of 1977 and 1982 censuses, see appendix A. For information on geographic areas followed by Δ, see appendix F]

SIC code	Geographic area and kind of business or operation	All establishments				Establishments with payroll				
		Number	Receipts (\$1,000)	Unincorporated businesses or operations		Number	Receipts (\$1,000)	Annual payroll (\$1,000)	First quarter payroll (\$1,000)	Paid employees for pay period including March 12 (number)
				Individual proprietorships (number)	Partnerships (number)					
COLUMBUS										
	Total	††	††	††	††	3 713	1 704 248	640 169	153 417	42 607
70	Hotels, motels, and other lodging places	††	††	††	††	56	86 114	24 667	6 055	3 499
7011	Hotels, motor hotels, and motels.....	††	††	††	††	50	85 697	24 588	6 030	3 479
7011 pt.	Hotels.....	††	††	††	††	15	57 121	17 722	4 402	2 448
7011 pt.	Hotels, 25 guestrooms or more.....	**	**	**	**	14	(D)	(D)	(D)	(D)
7011 pt.	Hotels, less than 25 guestrooms.....	**	**	**	**	1	(D)	(D)	(D)	(D)
7011 pt.	Motels, motor hotels, and tourist courts.....	††	††	††	††	35	28 576	6 866	1 628	1 031
7011 pt.	Motels, tourist courts.....	**	**	**	**	29	(D)	(D)	(D)	(D)
7011 pt.	Motor hotels.....	**	**	**	**	6	(D)	(D)	(D)	(D)
702, 3, 4	Other lodging places.....	††	††	††	††	6	417	79	25	20
703	Trailer parks and camps.....	††	††	††	††	3	(D)	(D)	(D)	(D)
702, 4	Rooming, boarding, and membership lodging.....	††	††	††	††	3	(D)	(D)	(D)	(D)
72	Personal services	††	††	††	††	438	75 102	27 189	6 450	3 024
721	Laundry, cleaning, and garment services.....	††	††	††	††	130	32 575	12 012	2 864	1 272
7215	Coin-operated laundries and dry cleaning.....	††	††	††	††	41	7 329	1 669	410	224
721 ex. 7215	Other laundry, cleaning, and garment services.....	††	††	††	††	89	25 246	10 343	2 454	1 048
7211	Power laundries, family and commercial*.....	**	**	**	**	2	(D)	(D)	(D)	(D)
7216	Dry-cleaning plants, except rug cleaning*.....	**	**	**	**	56	10 349	4 183	1 009	522
Other 721	Laundry and cleaning services, n.e.c.*.....	**	**	**	**	31	(D)	(D)	(D)	(D)
7212	Garment pressing and agents for laundries and dry cleaners.....	**	**	**	**	6	314	81	15	9
7213	Linen supply*.....	**	**	**	**	2	(D)	(D)	(D)	(D)
7217	Carpet and upholstery cleaning.....	**	**	**	**	10	1 658	682	107	59
7218	Industrial laundries*.....	**	**	**	**	8	(D)	(D)	(D)	(D)
7214, 9	Other laundry, garment services, including diaper*.....	**	**	**	**	5	(D)	(D)	(D)	(D)
722	Photographic studios, portrait.....	††	††	††	††	21	5 337	1 142	224	116
723, 4	Beauty and barber shops.....	††	††	††	††	192	17 845	8 490	2 089	972
723	Beauty shops.....	††	††	††	††	174	16 755	7 937	1 964	915
724	Barber shops.....	††	††	††	††	18	1 090	553	125	57
725	Shoe repair, shoe shine, and hat-cleaning shops.....	††	††	††	††	9	888	374	68	26
726	Funeral service and crematories.....	††	††	††	††	30	9 661	2 432	591	178
729	Miscellaneous personal services.....	††	††	††	††	56	8 796	2 739	614	460
73	Business services	††	††	††	††	724	605 146	224 131	54 256	16 368
731	Advertising.....	††	††	††	††	59	23 924	7 557	1 797	501
7311	Advertising agencies.....	**	**	**	**	46	11 730	5 686	1 393	306
7312	Outdoor advertising services.....	**	**	**	**	4	(D)	(D)	(D)	(D)
7313	Radio, TV, publishers' advertising representatives.....	**	**	**	**	3	802	93	21	8
7319	Advertising, n.e.c.....	**	**	**	**	6	(D)	(D)	(D)	(D)
734	Services to dwellings and other buildings.....	††	††	††	††	81	21 710	12 064	2 967	2 121
7341	Window cleaning.....	**	**	**	**	3	(D)	(D)	(D)	(D)
7342	Disinfecting and exterminating services.....	**	**	**	**	12	3 751	1 843	566	120
7349	Cleaning and maintenance services, n.e.c.....	**	**	**	**	66	(D)	(D)	(D)	(D)
737	Computer and data processing services.....	††	††	††	††	67	75 448	25 677	6 302	1 301
7372	Computer programming and other software services.....	**	**	**	**	27	14 774	6 256	1 440	262
7374	Data processing services.....	**	**	**	**	33	56 157	18 541	4 658	1 003
7379	Computer related services, n.e.c.....	**	**	**	**	7	4 517	880	206	36
7392	Management, consulting, and public relations services.....	††	††	††	††	146	147 349	38 944	9 505	2 214
7394	Equipment rental and leasing services.....	††	††	††	††	50	31 339	6 273	1 501	392
Other 73	Other business services.....	††	††	††	††	321	305 376	133 616	32 184	9 839
732	Credit reporting, collection agencies.....	**	**	**	**	24	31 026	9 113	2 084	731
7331	Direct mail advertising services.....	**	**	**	**	9	(D)	(D)	(D)	(D)
7332	Blueprinting and photocopying services.....	**	**	**	**	17	(D)	(D)	(D)	(D)
7333	Commercial photography, art, and graphics.....	**	**	**	**	16	6 588	1 392	314	84
7339	Stenographic services; and reproduction services, n.e.c.....	**	**	**	**	19	4 351	2 069	473	140
736	Personnel supply services.....	**	**	**	**	77	29 065	18 452	4 479	2 263
7361	Employment agencies.....	**	**	**	**	40	(D)	(D)	(D)	(D)
7362	Help supply services.....	**	**	**	**	36	20 044	13 541	3 278	1 797
7369	Facilities management services.....	**	**	**	**	1	(D)	(D)	(D)	(D)
7391	Research and development laboratories.....	**	**	**	**	9	(D)	(D)	(D)	(D)
7397	Testing laboratories and facilities.....	**	**	**	**	9	(D)	(D)	(D)	(D)
7393	Detective agencies and protective services.....	**	**	**	**	43	31 188	16 913	4 126	2 110
7395	Photofinishing laboratories*.....	**	**	**	**	15	(D)	(D)	(D)	(D)
7399 pt.	Sign painting shops.....	**	**	**	**	5	(D)	(D)	(D)	(D)
7399 pt.	Interior designing.....	**	**	**	**	8	2 082	625	159	42
7399 pt.	Telephone answering services.....	**	**	**	**	10	2 563	1 187	277	157
735, 7396, 7399 pt.	Other business services, n.e.c.....	**	**	**	**	59	(D)	(D)	(D)	(D)

Table 7. Summary Statistics for Firms Subject to Federal Income Tax for Places With 300 Establishments or More: 1982—Con.

[For meaning of abbreviations and symbols, see introductory text. For explanation of terms and comparability of 1977 and 1982 censuses, see appendix A. For information on geographic areas followed by Δ, see appendix F.]

SIC code	Geographic area and kind of business or operation	All establishments				Establishments with payroll				
		Number	Receipts (\$1,000)	Unincorporated businesses or operations		Number	Receipts (\$1,000)	Annual payroll (\$1,000)	First quarter payroll (\$1,000)	Paid employees for pay period including March 12 (number)
				Individual proprietorships (number)	Partnerships (number)					
COLUMBUS—Con.										
75	Automotive repair, services, and garages.....	††	††	††	††	345	117 713	24 989	5 829	1 979
751	Automotive rental and leasing, without drivers	††	††	††	††	49	56 416	6 976	1 666	489
752	Automobile parking	††	††	††	††	66	(D)	(D)	(D)	(D)
7523	Parking lots	††	††	††	††	58	(D)	(D)	(D)	(D)
7525	Parking structures	**	**	**	**	8	2 591	482	123	51
753	Automotive repair shops.....	††	††	††	††	201	49 794	15 336	3 536	1 082
7538	General automotive repair shops.....	††	††	††	††	62	14 496	4 574	1 081	333
7538 pt.	General automotive repair shops, except diesel.....	**	**	**	**	58	13 404	4 235	1 008	302
7538 pt.	Diesel repair shops.....	**	**	**	**	4	1 092	339	73	31
7531	Top and body repair shops.....	††	††	††	††	53	9 510	2 987	697	225
7534, 5, 9	Other automotive repair shops	††	††	††	††	86	25 788	7 775	1 758	524
7534	Tire retreading and repair shops	**	**	**	**	4	4 455	1 322	322	75
7535	Paint shops	**	**	**	**	10	(D)	(D)	(D)	(D)
7539 pt.	Auto electrical and fuel system services	**	**	**	**	8	(D)	(D)	(D)	(D)
7539 pt.	Radiator repair	**	**	**	**	5	(D)	(D)	(D)	(D)
7539 pt.	Glass replacement and repair.....	**	**	**	**	3	1 579	375	86	22
7539 pt.	Brake, front end, and wheel alignment.....	**	**	**	**	16	4 832	1 525	358	110
7539 pt.	Exhaust system services (muffler shops).....	**	**	**	**	16	4 025	851	184	57
7539 pt.	Transmission repair shops.....	**	**	**	**	18	4 345	1 328	315	89
7539 pt.	Other automotive repair shops, n.e.c.	**	**	**	**	6	1 190	399	81	22
754	Automotive services, except repair	††	††	††	††	29	(D)	(D)	(D)	(D)
7542	Car washes	**	**	**	**	14	(D)	(D)	(D)	(D)
7549	Other automotive services.....	**	**	**	**	15	2 536	766	185	84
76	Miscellaneous repair services	††	††	††	††	146	107 371	28 790	7 002	1 796
762	Electrical and electronic repair shops	††	††	††	††	43	22 559	7 365	1 581	478
7622	Radio and TV repair shops.....	††	††	††	††	13	11 210	3 428	701	254
7623, 9	Other electrical and electronic repair shops	††	††	††	††	30	11 349	3 937	880	224
7623	Refrigeration and air-conditioning repair shops.....	**	**	**	**	11	7 155	2 662	598	131
7629	Electrical and electronic repair shops, n.e.c.	**	**	**	**	19	4 194	1 275	282	93
764	Reupholstery and furniture repair.....	††	††	††	††	15	1 931	828	191	78
763, 9	Other repair shops and related services.....	††	††	††	††	88	82 881	20 597	5 230	1 240
763	Watch, clock, and jewelry repair.....	**	**	**	**	9	(D)	(D)	(D)	(D)
769	Miscellaneous repair and related services	**	**	**	**	79	(D)	(D)	(D)	(D)
7692	Welding repair.....	**	**	**	**	5	(D)	(D)	(D)	(D)
7694	Armature rewinding shops	**	**	**	**	9	(D)	(D)	(D)	(D)
7699	Repair shops and related services, n.e.c.	**	**	**	**	65	(D)	(D)	(D)	(D)
78, 79	Amusement and recreation services, including motion pictures.....	††	††	††	††	131	34 427	8 840	2 068	1 219
781, 2	Motion picture production, distribution, and services	††	††	††	††	8	(D)	(D)	(D)	(D)
783	Motion picture theaters.....	††	††	††	††	24	10 253	1 408	311	248
7832	Motion picture theaters, except drive-in	**	**	**	**	18	(D)	(D)	(D)	(D)
7833	Drive-in motion picture theaters	**	**	**	**	6	(D)	(D)	(D)	(D)
792	Producers, orchestras, and entertainers	††	††	††	††	10	1 152	322	74	35
7922	Theatrical producers (except motion picture) and miscellaneous theatrical services	**	**	**	**	3	(D)	(D)	(D)	(D)
7929	Bands, orchestras, actors, and other entertainers and entertainment groups	**	**	**	**	7	(D)	(D)	(D)	(D)
793	Bowling alleys and billiards and pool establishments	††	††	††	††	19	7 665	2 589	635	379
7932	Billiard and pool establishments.....	††	††	††	††	3	(D)	(D)	(D)	(D)
7933	Bowling alleys.....	††	††	††	††	16	(D)	(D)	(D)	(D)
79 ex. 792, 3	Commercial sports and other amusement and recreation services	††	††	††	††	70	(D)	(D)	(D)	(D)
794	Commercial sports.....	††	††	††	††	1	(D)	(D)	(D)	(D)
7941	Professional sports clubs, managers, promoters	††	††	††	††	-	-	-	-	-
7948	Racing, including track operation	††	††	††	††	1	(D)	(D)	(D)	(D)
79 ex. 792, 3, 4	Other amusement and recreation services	††	††	††	††	69	(D)	(D)	(D)	(D)
791	Dance halls, studios, and schools	**	**	**	**	8	1 003	293	76	57
7992	Public golf courses	**	**	**	**	1	(D)	(D)	(D)	(D)
7993	Coin-operated amusement device operators.....	**	**	**	**	14	3 548	677	144	76
7996	Amusement parks	**	**	**	**	-	-	-	-	-
7997	Membership sports and recreation clubs	**	**	**	**	21	3 499	974	190	149
7999	Amusement and recreation services, n.e.c.	**	**	**	**	25	3 980	1 656	380	200
7999 pt.	Concession operators of amusement devices, rides	**	**	**	**	2	(D)	(D)	(D)	(D)
7999 pt.	Carnivals, circuses, and fairs.....	**	**	**	**	-	-	-	-	-
7999 pt.	Other commercial recreation and amusements.....	**	**	**	**	23	(D)	(D)	(D)	(D)

Table 7. Summary Statistics for Firms Subject to Federal Income Tax for Places With 300 Establishments or More: 1982—Con.

[For meaning of abbreviations and symbols, see introductory text. For explanation of terms and comparability of 1977 and 1982 censuses, see appendix A. For information on geographic areas followed by Δ, see appendix F]

SIC code	Geographic area and kind of business or operation	All establishments				Establishments with payroll				
		Number	Receipts (\$1,000)	Unincorporated businesses or operations		Number	Receipts (\$1,000)	Annual payroll (\$1,000)	First quarter payroll (\$1,000)	Paid employees for pay period including March 12 (number)
				Individual proprietorships (number)	Partnerships (number)					
COLUMBUS—Con.										
80, ex. 806	Health services, except hospitals -----	††	††	††	††	1 040	345 232	165 788	38 737	7 510
801	Offices of physicians -----	††	††	††	††	559	204 243	108 134	25 457	2 908
802	Offices of dentists -----	††	††	††	††	256	42 758	15 627	3 707	1 165
803	Offices of osteopathic physicians -----	††	††	††	††	35	14 604	8 155	1 795	321
8041	Offices of chiropractors -----	††	††	††	††	10	1 488	419	90	34
8042	Offices of optometrists -----	††	††	††	††	40	5 110	1 313	291	112
805	Nursing and personal care facilities -----	††	††	††	††	21	28 075	13 941	3 321	1 624
8049, 807, 8, 9	Other health services -----	††	††	††	††	119	48 954	18 199	4 076	1 346
807	Medical and dental laboratories -----	††	††	††	††	31	9 850	4 172	1 023	322
8071	Medical laboratories -----	††	††	††	††	10	5 688	2 204	562	169
8072	Dental laboratories -----	††	††	††	††	21	4 162	1 968	461	153
8049, 808, 9	Other health services, n.e.c. -----	††	††	††	††	88	39 104	14 027	3 053	1 024
81	Legal services -----	††	††	††	††	449	141 235	47 496	11 535	2 490
823, 4, 9	Selected educational services -----	††	††	††	††	28	5 179	2 223	584	323
823	Libraries and information centers -----	**	**	**	**	1	(D)	(D)	(D)	(D)
824	Correspondence schools and vocational schools -----	**	**	**	**	15	4 162	1 866	496	262
829	Schools and educational services, n.e.c. -----	**	**	**	**	12	(D)	(D)	(D)	(D)
891	Engineering, architectural, and surveying services -----	††	††	††	††	140	97 324	50 446	12 526	2 040
891 pt.	Architectural services -----	**	**	**	**	68	39 590	16 910	4 491	694
891 pt.	Engineering services -----	**	**	**	**	66	56 987	33 116	7 951	1 325
891 pt.	Surveying services -----	**	**	**	**	6	747	420	84	21
893	Accounting, auditing, and bookkeeping services -----	††	††	††	††	140	73 177	29 406	7 033	1 598
83, 892, 9	Social and other services -----	††	††	††	††	76	16 228	6 204	1 342	761
83	Social services -----	**	**	**	**	65	13 856	5 386	1 164	724
835	Child day care services -----	**	**	**	**	34	4 325	2 054	472	367
832, 3, 6, 9	Other social services -----	**	**	**	**	31	9 531	3 332	692	357
892, 9	Other services -----	**	**	**	**	11	2 372	818	178	37
CUYAHOGA FALLS										
	Total -----	††	††	††	††	324	73 970	29 330	6 935	2 033
70	Hotels, motels, and other lodging places -----	††	††	††	††	3	553	242	57	36
7011	Hotels, motor hotels, and motels -----	††	††	††	††	3	553	242	57	36
7011 pt.	Hotels -----	††	††	††	††	-	-	-	-	-
7011 pt.	Motels, motor hotels, and tourist courts -----	††	††	††	††	3	553	242	57	36
702, 3, 4	Other lodging places -----	††	††	††	††	-	-	-	-	-
72	Personal services -----	††	††	††	††	47	4 203	1 375	296	185
721	Laundry, cleaning, and garment services -----	††	††	††	††	12	(D)	(D)	(D)	(D)
7215	Coin-operated laundries and dry cleaning -----	††	††	††	††	3	(D)	(D)	(D)	(D)
721 ex. 7215	Other laundry, cleaning, and garment services -----	††	††	††	††	9	777	225	58	37
7211	Power laundries, family and commercial* -----	**	**	**	**	1	(D)	(D)	(D)	(D)
7216	Dry-cleaning plants, except rug cleaning* -----	**	**	**	**	8	(D)	(D)	(D)	(D)
Other 721	Laundry and cleaning services, n.e.c.* -----	**	**	**	**	-	-	-	-	-
722	Photographic studios, portrait -----	††	††	††	††	1	(D)	(D)	(D)	(D)
723, 4	Beauty and barber shops -----	††	††	††	††	25	1 407	678	135	100
723	Beauty shops -----	††	††	††	††	23	(D)	(D)	(D)	(D)
724	Barber shops -----	††	††	††	††	2	(D)	(D)	(D)	(D)
725	Shoe repair, shoe shine, and hat-cleaning shops -----	††	††	††	††	1	(D)	(D)	(D)	(D)
726	Funeral service and crematories -----	††	††	††	††	4	1 472	311	75	25
729	Miscellaneous personal services -----	††	††	††	††	4	266	89	14	12
73	Business services -----	††	††	††	††	42	14 646	4 326	992	414
731	Advertising -----	††	††	††	††	-	-	-	-	-
734	Services to dwellings and other buildings -----	††	††	††	††	14	1 125	499	101	91
737	Computer and data processing services -----	††	††	††	††	4	1 367	361	79	22
7392	Management, consulting, and public relations services -----	††	††	††	††	4	(D)	(D)	(D)	(D)
7394	Equipment rental and leasing services -----	††	††	††	††	2	(D)	(D)	(D)	(D)
Other 73	Other business services -----	††	††	††	††	18	10 595	3 108	741	277
75	Automotive repair, services, and garages -----	††	††	††	††	21	3 530	1 008	229	92
751	Automotive rental and leasing, without drivers -----	††	††	††	††	2	(D)	(D)	(D)	(D)
752	Automobile parking -----	††	††	††	††	-	-	-	-	-
753	Automotive repair shops -----	††	††	††	††	13	2 482	669	154	49
7538	General automotive repair shops -----	††	††	††	††	4	506	121	32	14
7531	Top and body repair shops -----	††	††	††	††	3	876	306	69	20
7534, 5, 9	Other automotive repair shops -----	††	††	††	††	6	1 100	242	53	15
754	Automotive services, except repair -----	††	††	††	††	6	(D)	(D)	(D)	(D)

Table 7. Summary Statistics for Firms Subject to Federal Income Tax for Places With 300 Establishments or More: 1982—Con.

[For meaning of abbreviations and symbols, see introductory text. For explanation of terms and comparability of 1977 and 1982 censuses, see appendix A. For information on geographic areas followed by Δ, see appendix F]

SIC code	Geographic area and kind of business or operation	All establishments				Establishments with payroll				
		Number	Receipts (\$1,000)	Unincorporated businesses or operations		Number	Receipts (\$1,000)	Annual payroll (\$1,000)	First quarter payroll (\$1,000)	Paid employees for pay period including March 12 (number)
				Individual proprietorships (number)	Partnerships (number)					
CUYAHOGA FALLS—Con.										
76	Miscellaneous repair services.....	††	††	††	††	10	(D)	(D)	(D)	(D)
762	Electrical and electronic repair shops.....	††	††	††	††	3	(D)	(D)	(D)	(D)
7622	Radio and TV repair shops.....	††	††	††	††	1	(D)	(D)	(D)	(D)
7623, 9	Other electrical and electronic repair shops.....	††	††	††	††	2	(D)	(D)	(D)	(D)
764	Reupholstery and furniture repair.....	††	††	††	††	2	(D)	(D)	(D)	(D)
763, 9	Other repair shops and related services.....	††	††	††	††	5	(D)	(D)	(D)	(D)
78, 79	Amusement and recreation services, including motion pictures.....	††	††	††	††	14	1 873	465	130	99
781, 2	Motion picture production, distribution, and services.....	††	††	††	††	1	(D)	(D)	(D)	(D)
783	Motion picture theaters.....	††	††	††	††	2	(D)	(D)	(D)	(D)
792	Producers, orchestras, and entertainers.....	††	††	††	††	1	(D)	(D)	(D)	(D)
793	Bowling alleys and billiards and pool establishments.....	††	††	††	††	2	(D)	(D)	(D)	(D)
79 ex. 792, 3	Commercial sports and other amusement and recreation services.....	††	††	††	††	8	(D)	(D)	(D)	(D)
80, ex. 806	Health services, except hospitals.....	††	††	††	††	136	29 153	14 310	3 476	744
801	Offices of physicians.....	††	††	††	††	61	12 365	6 607	1 724	240
802	Offices of dentists.....	††	††	††	††	35	6 182	2 712	567	166
803	Offices of osteopathic physicians.....	††	††	††	††	18	3 221	1 805	449	56
8041	Offices of chiropractors.....	††	††	††	††	1	(D)	(D)	(D)	(D)
8042	Offices of optometrists.....	††	††	††	††	5	(D)	(D)	(D)	(D)
805	Nursing and personal care facilities.....	††	††	††	††	1	(D)	(D)	(D)	(D)
8049, 807, 8, 9	Other health services.....	††	††	††	††	15	4 489	2 207	494	162
81	Legal services.....	††	††	††	††	18	1 811	781	180	41
823, 4, 9	Selected educational services.....	††	††	††	††	1	(D)	(D)	(D)	(D)
891	Engineering, architectural, and surveying services.....	††	††	††	††	10	8 439	2 837	684	125
893	Accounting, auditing, and bookkeeping services.....	††	††	††	††	14	1 789	1 027	268	94
83, 892, 9	Social and other services.....	††	††	††	††	8	(D)	(D)	(D)	(D)
83	Social services.....	7	(D)	(D)	(D)	(D)
892, 9	Other services.....	1	(D)	(D)	(D)	(D)
DAYTON										
	Total.....	††	††	††	††	1 426	590 896	267 981	62 872	17 359
70	Hotels, motels, and other lodging places.....	††	††	††	††	13	25 092	8 491	2 155	1 217
7011	Hotels, motor hotels, and motels.....	††	††	††	††	12	(D)	(D)	(D)	(D)
7011 pt.	Hotels.....	††	††	††	††	6	19 710	7 180	1 833	1 010
7011 pt.	Motels, motor hotels, and tourist courts.....	††	††	††	††	6	(D)	(D)	(D)	(D)
702, 3, 4	Other lodging places.....	††	††	††	††	1	(D)	(D)	(D)	(D)
72	Personal services.....	††	††	††	††	145	39 299	15 664	3 558	1 380
721	Laundry, cleaning, and garment services.....	††	††	††	††	39	22 172	9 514	2 222	787
7215	Coin-operated laundries and dry cleaning.....	††	††	††	††	6	680	147	33	27
721 ex. 7215	Other laundry, cleaning, and garment services.....	††	††	††	††	33	21 492	9 367	2 189	760
7211	Power laundries, family and commercial*.....	2	(D)	(D)	(D)	(D)
7216	Dry-cleaning plants, except rug cleaning*.....	13	1 867	749	176	107
Other 721	Laundry and cleaning services, n.e.c.*.....	18	(D)	(D)	(D)	(D)
722	Photographic studios, portrait.....	††	††	††	††	7	5 020	1 336	247	79
723, 4	Beauty and barber shops.....	††	††	††	††	61	4 998	2 450	550	284
723	Beauty shops.....	††	††	††	††	56	4 824	2 373	531	272
724	Barber shops.....	††	††	††	††	5	174	77	19	12
725	Shoe repair, shoe shine, and hat-cleaning shops.....	††	††	††	††	5	248	82	21	12
726	Funeral service and crematories.....	††	††	††	††	23	5 778	1 832	419	136
729	Miscellaneous personal services.....	††	††	††	††	10	1 083	450	99	82
73	Business services.....	††	††	††	††	257	132 351	63 475	15 333	6 257
731	Advertising.....	††	††	††	††	14	13 929	5 159	1 323	282
734	Services to dwellings and other buildings.....	††	††	††	††	41	11 146	5 787	1 352	986
737	Computer and data processing services.....	††	††	††	††	33	28 197	15 769	3 700	841
7392	Management, consulting, and public relations services.....	††	††	††	††	25	9 926	3 574	958	249
7394	Equipment rental and leasing services.....	††	††	††	††	10	3 931	993	203	48
Other 73	Other business services.....	††	††	††	††	134	65 222	32 193	7 797	3 851
75	Automotive repair, services, and garages.....	††	††	††	††	166	43 520	11 118	2 540	971
751	Automotive rental and leasing, without drivers.....	††	††	††	††	11	11 538	2 175	526	135
752	Automobile parking.....	††	††	††	††	50	7 963	1 224	281	169
753	Automotive repair shops.....	††	††	††	††	87	20 184	6 456	1 439	505
7538	General automotive repair shops.....	††	††	††	††	34	6 740	2 346	547	185
7531	Top and body repair shops.....	††	††	††	††	21	4 889	1 746	380	134
7534, 5, 9	Other automotive repair shops.....	††	††	††	††	32	8 555	2 364	512	186
754	Automotive services, except repair.....	††	††	††	††	18	3 835	1 263	294	162

Table 7. Summary Statistics for Firms Subject to Federal Income Tax for Places With 300 Establishments or More: 1982—Con.

[For meaning of abbreviations and symbols, see introductory text. For explanation of terms and comparability of 1977 and 1982 censuses, see appendix A. For information on geographic areas followed by Δ, see appendix F]

SIC code	Geographic area and kind of business or operation	All establishments				Establishments with payroll				
		Number	Receipts (\$1,000)	Unincorporated businesses or operations		Number	Receipts (\$1,000)	Annual payroll (\$1,000)	First quarter payroll (\$1,000)	Paid employees for pay period including March 12 (number)
				Individual proprietorships (number)	Partnerships (number)					
DAYTON—Con.										
76	Miscellaneous repair services	††	††	††	††	74	30 706	9 391	2 359	826
762	Electrical and electronic repair shops	††	††	††	††	29	9 396	2 878	729	218
7622	Radio and TV repair shops	††	††	††	††	12	3 597	820	197	65
7623, 9	Other electrical and electronic repair shops	††	††	††	††	17	5 799	2 058	532	153
764	Reupholstery and furniture repair	††	††	††	††	5	900	339	87	38
763, 9	Other repair shops and related services	††	††	††	††	40	20 410	6 174	1 543	570
78, 79	Amusement and recreation services, including motion pictures	††	††	††	††	57	18 615	4 665	1 118	483
781, 2	Motion picture production, distribution, and services	††	††	††	††	6	(D)	(D)	(D)	(D)
783	Motion picture theaters	††	††	††	††	10	2 422	502	93	73
792	Producers, orchestras, and entertainers	††	††	††	††	4	(D)	(D)	(D)	(D)
793	Bowling alleys and billiards and pool establishments	††	††	††	††	9	2 778	806	205	102
79 ex. 792, 3	Commercial sports and other amusement and recreation services	††	††	††	††	28	8 684	1 941	464	240
80, ex. 806	Health services, except hospitals	††	††	††	††	427	174 169	96 220	21 927	3 462
801	Offices of physicians	††	††	††	††	219	114 365	69 295	15 953	1 595
802	Offices of dentists	††	††	††	††	95	19 160	7 908	1 869	520
803	Offices of osteopathic physicians	††	††	††	††	38	13 084	7 270	1 413	183
8041	Offices of chiropractors	††	††	††	††	7	1 033	278	42	20
8042	Offices of optometrists	††	††	††	††	15	2 599	709	168	51
805	Nursing and personal care facilities	††	††	††	††	17	10 772	5 359	1 267	692
8049, 807, 8, 9	Other health services	††	††	††	††	36	13 156	5 401	1 215	401
81	Legal services	††	††	††	††	168	57 420	26 637	6 166	1 131
823, 4, 9	Selected educational services	††	††	††	††	10	1 349	454	96	40
891	Engineering, architectural, and surveying services	††	††	††	††	38	35 428	18 037	4 240	785
893	Accounting, auditing, and bookkeeping services	††	††	††	††	52	27 831	11 941	2 968	610
83, 892, 9	Social and other services	††	††	††	††	19	5 116	1 888	412	197
83	Social services	13	3 728	1 510	349	177
892, 9	Other services	6	1 388	378	63	20
ELYRIA										
	Total	††	††	††	††	312	60 605	23 705	5 773	2 071
70	Hotels, motels, and other lodging places	††	††	††	††	7	3 659	822	169	126
7011	Hotels, motor hotels, and motels	††	††	††	††	7	3 659	822	169	126
7011 pt.	Hotels	††	††	††	††	1	(D)	(D)	(D)	(D)
7011 pt.	Motels, motor hotels, and tourist courts	††	††	††	††	6	(D)	(D)	(D)	(D)
702, 3, 4	Other lodging places	††	††	††	††	-	-	-	-	-
72	Personal services	††	††	††	††	53	5 525	1 923	414	291
721	Laundry, cleaning, and garment services	††	††	††	††	11	1 073	390	94	64
7215	Coin-operated laundries and dry cleaning	††	††	††	††	2	(D)	(D)	(D)	(D)
721 ex. 7215	Other laundry, cleaning, and garment services	††	††	††	††	9	(D)	(D)	(D)	(D)
7211	Power laundries, family and commercial*	-	-	-	-	-
7216	Dry-cleaning plants, except rug cleaning*	7	892	345	82	52
Other 721	Laundry and cleaning services, n.e.c.*	2	(D)	(D)	(D)	(D)
722	Photographic studios, portrait	††	††	††	††	7	800	202	38	33
723, 4	Beauty and barber shops	††	††	††	††	26	1 549	699	141	102
723	Beauty shops	††	††	††	††	24	(D)	(D)	(D)	(D)
724	Barber shops	††	††	††	††	2	(D)	(D)	(D)	(D)
725	Shoe repair, shoe shine, and hat-cleaning shops	††	††	††	††	1	(D)	(D)	(D)	(D)
726	Funeral service and crematories	††	††	††	††	3	758	208	35	15
729	Miscellaneous personal services	††	††	††	††	5	(D)	(D)	(D)	(D)
73	Business services	††	††	††	††	31	7 565	2 504	584	465
731	Advertising	††	††	††	††	1	(D)	(D)	(D)	(D)
734	Services to dwellings and other buildings	††	††	††	††	10	1 578	865	210	285
737	Computer and data processing services	††	††	††	††	-	(D)	(D)	(D)	(D)
7392	Management, consulting, and public relations services	††	††	††	††	2	(D)	(D)	(D)	(D)
7394	Equipment rental and leasing services	††	††	††	††	2	(D)	(D)	(D)	(D)
Other 73	Other business services	††	††	††	††	16	2 185	527	121	59
75	Automotive repair, services, and garages	††	††	††	††	27	5 571	1 761	424	201
751	Automotive rental and leasing, without drivers	††	††	††	††	1	(D)	(D)	(D)	(D)
752	Automobile parking	††	††	††	††	1	(D)	(D)	(D)	(D)
753	Automotive repair shops	††	††	††	††	19	4 562	1 455	357	113
7538	General automotive repair shops	††	††	††	††	6	1 589	509	119	40
7531	Top and body repair shops	††	††	††	††	7	1 134	400	95	33
7534, 5, 9	Other automotive repair shops	††	††	††	††	6	1 839	546	143	40
754	Automotive services, except repair	††	††	††	††	6	(D)	(D)	(D)	(D)

Table 7. Summary Statistics for Firms Subject to Federal Income Tax for Places With 300 Establishments or More: 1982—Con.

[For meaning of abbreviations and symbols, see introductory text. For explanation of terms and comparability of 1977 and 1982 censuses, see appendix A. For information on geographic areas followed by Δ, see appendix F]

SIC code	Geographic area and kind of business or operation	All establishments				Establishments with payroll				
		Number	Receipts (\$1,000)	Unincorporated businesses or operations		Number	Receipts (\$1,000)	Annual payroll (\$1,000)	First quarter payroll (\$1,000)	Paid employees for pay period including March 12 (number)
				Individual proprietorships (number)	Partnerships (number)					
ELYRIA—Con.										
76	Miscellaneous repair services	††	††	††	††	14	2 002	727	187	50
762	Electrical and electronic repair shops	††	††	††	††	4	249	74	15	7
7622	Radio and TV repair shops	††	††	††	††	2	(D)	(D)	(D)	(D)
7623, 9	Other electrical and electronic repair shops	††	††	††	††	2	(D)	(D)	(D)	(D)
764	Reupholstery and furniture repair	††	††	††	††	1	(D)	(D)	(D)	(D)
763, 9	Other repair shops and related services	††	††	††	††	9	(D)	(D)	(D)	(D)
78, 79	Amusement and recreation services, including motion pictures	††	††	††	††	17	3 325	850	200	156
781, 2	Motion picture production, distribution, and services	††	††	††	††	1	(D)	(D)	(D)	(D)
783	Motion picture theaters	††	††	††	††	1	(D)	(D)	(D)	(D)
792	Producers, orchestras, and entertainers	††	††	††	††	-	-	-	-	-
793	Bowling alleys and billiards and pool establishments	††	††	††	††	3	(D)	(D)	(D)	(D)
79 ex. 792, 3	Commercial sports and other amusement and recreation services	††	††	††	††	12	1 852	482	111	84
80, ex. 806	Health services, except hospitals	††	††	††	††	108	24 858	12 046	3 078	587
801	Offices of physicians	††	††	††	††	51	12 852	7 044	1 879	237
802	Offices of dentists	††	††	††	††	31	5 823	2 447	584	160
803	Offices of osteopathic physicians	††	††	††	††	2	(D)	(D)	(D)	(D)
8041	Offices of chiropractors	††	††	††	††	5	882	398	105	23
8042	Offices of optometrists	††	††	††	††	8	(D)	(D)	(D)	(D)
805	Nursing and personal care facilities	††	††	††	††	3	1 862	796	179	94
8049, 807, 8, 9	Other health services	††	††	††	††	8	2 530	1 105	276	49
81	Legal services	††	††	††	††	35	5 857	2 032	472	111
823, 4, 9	Selected educational services	††	††	††	††	3	(D)	(D)	(D)	(D)
891	Engineering, architectural, and surveying services	††	††	††	††	5	496	311	73	19
893	Accounting, auditing, and bookkeeping services	††	††	††	††	7	1 331	568	129	29
83, 892, 9	Social and other services	††	††	††	††	5	(D)	(D)	(D)	(D)
83	Social services	**	**	**	**	4	243	123	35	28
892, 9	Other services	**	**	**	**	1	(D)	(D)	(D)	(D)
EUCLID										
	Total	††	††	††	††	351	90 287	37 481	9 772	2 737
70	Hotels, motels, and other lodging places	††	††	††	††	5	(D)	(D)	(D)	(D)
7011	Hotels, motor hotels, and motels	††	††	††	††	5	(D)	(D)	(D)	(D)
7011 pt.	Hotels	††	††	††	††	2	(D)	(D)	(D)	(D)
7011 pt.	Motels, motor hotels, and tourist courts	††	††	††	††	3	394	136	22	14
702, 3, 4	Other lodging places	††	††	††	††	-	-	-	-	-
72	Personal services	††	††	††	††	43	6 610	2 214	569	226
721	Laundry, cleaning, and garment services	††	††	††	††	9	3 237	951	236	99
7215	Coin-operated laundries and dry cleaning	††	††	††	††	3	(D)	(D)	(D)	(D)
721 ex. 7215	Other laundry, cleaning, and garment services	††	††	††	††	6	(D)	(D)	(D)	(D)
7211	Power laundries, family and commercial*	**	**	**	**	1	(D)	(D)	(D)	(D)
7216	Dry-cleaning plants, except rug cleaning*	**	**	**	**	3	540	198	50	33
Other 721	Laundry and cleaning services, n.e.c.*	**	**	**	**	2	(D)	(D)	(D)	(D)
722	Photographic studios, portrait	††	††	††	††	-	-	-	-	-
723, 4	Beauty and barber shops	††	††	††	††	26	1 497	697	165	100
723	Beauty shops	††	††	††	††	23	1 376	643	153	95
724	Barber shops	††	††	††	††	3	121	54	12	5
725	Shoe repair, shoe shine, and hat-cleaning shops	††	††	††	††	1	(D)	(D)	(D)	(D)
726	Funeral service and crematories	††	††	††	††	3	(D)	(D)	(D)	(D)
729	Miscellaneous personal services	††	††	††	††	4	(D)	(D)	(D)	(D)
73	Business services	††	††	††	††	61	19 792	8 145	2 053	910
731	Advertising	††	††	††	††	2	(D)	(D)	(D)	(D)
734	Services to dwellings and other buildings	††	††	††	††	10	522	241	45	55
737	Computer and data processing services	††	††	††	††	5	662	317	105	27
7392	Management, consulting, and public relations services	††	††	††	††	8	3 098	1 397	310	60
7394	Equipment rental and leasing services	††	††	††	††	3	(D)	(D)	(D)	(D)
Other 73	Other business services	††	††	††	††	33	14 697	5 975	1 542	746
75	Automotive repair, services, and garages	††	††	††	††	32	9 442	2 322	514	211
751	Automotive rental and leasing, without drivers	††	††	††	††	4	2 687	260	59	16
752	Automobile parking	††	††	††	††	-	-	-	-	-
753	Automotive repair shops	††	††	††	††	24	5 853	1 758	393	108
7538	General automotive repair shops	††	††	††	††	6	1 042	196	43	19
7531	Top and body repair shops	††	††	††	††	10	3 247	1 006	229	55
7534, 5, 9	Other automotive repair shops	††	††	††	††	8	1 564	556	121	34
754	Automotive services, except repair	††	††	††	††	4	902	304	62	87

Table 7. Summary Statistics for Firms Subject to Federal Income Tax for Places With 300 Establishments or More: 1982—Con.

[For meaning of abbreviations and symbols, see introductory text. For explanation of terms and comparability of 1977 and 1982 censuses, see appendix A. For information on geographic areas followed by Δ, see appendix F]

SIC code	Geographic area and kind of business or operation	All establishments				Establishments with payroll				
		Number	Receipts (\$1,000)	Unincorporated businesses or operations		Number	Receipts (\$1,000)	Annual payroll (\$1,000)	First quarter payroll (\$1,000)	Paid employees for pay period including March 12 (number)
				Individual proprietorships (number)	Partnerships (number)					
	EUCLID—Con.									
76	Miscellaneous repair services	††	††	††	††	18	2 174	500	106	45
762	Electrical and electronic repair shops	††	††	††	††	7	959	297	56	20
7622	Radio and TV repair shops	††	††	††	††	3	211	71	17	6
7623, 9	Other electrical and electronic repair shops	††	††	††	††	4	748	226	39	14
764	Reupholstery and furniture repair	††	††	††	††	2	(D)	(D)	(D)	(D)
763, 9	Other repair shops and related services	††	††	††	††	9	(D)	(D)	(D)	(D)
78, 79	Amusement and recreation services, including motion pictures	††	††	††	††	9	1 935	597	156	157
781, 2	Motion picture production, distribution, and services	††	††	††	††	-	-	-	-	-
783	Motion picture theaters	††	††	††	††	-	(D)	(D)	(D)	(D)
792	Producers, orchestras, and entertainers	††	††	††	††	-	-	-	-	-
793	Bowling alleys and billiards and pool establishments	††	††	††	††	5	1 149	365	105	107
79 ex. 792, 3	Commercial sports and other amusement and recreation services	††	††	††	††	4	(D)	(D)	(D)	(D)
80, ex. 806	Health services, except hospitals	††	††	††	††	138	41 966	19 841	5 461	903
801	Offices of physicians	††	††	††	††	63	24 229	13 185	3 798	415
802	Offices of dentists	††	††	††	††	45	7 925	3 310	852	220
803	Offices of osteopathic physicians	††	††	††	††	8	(D)	(D)	(D)	(D)
8041	Offices of chiropractors	††	††	††	††	3	(D)	(D)	(D)	(D)
8042	Offices of optometrists	††	††	††	††	6	1 065	175	37	16
805	Nursing and personal care facilities	††	††	††	††	3	(D)	(D)	(D)	(D)
8049, 807, 8, 9	Other health services	††	††	††	††	10	2 748	867	201	82
81	Legal services	††	††	††	††	16	1 633	668	149	41
823, 4, 9	Selected educational services	††	††	††	††	2	(D)	(D)	(D)	(D)
891	Engineering, architectural, and surveying services	††	††	††	††	11	2 870	1 516	328	62
893	Accounting, auditing, and bookkeeping services	††	††	††	††	11	1 224	639	190	38
83, 892, 9	Social and other services	††	††	††	††	5	(D)	(D)	(D)	(D)
83	Social services	**	**	**	**	2	(D)	(D)	(D)	(D)
892, 9	Other services	**	**	**	**	3	(D)	(D)	(D)	(D)
	HAMILTON									
	Total	††	††	††	††	311	63 542	25 606	6 178	1 645
70	Hotels, motels, and other lodging places	††	††	††	††	3	(D)	(D)	(D)	(D)
7011	Hotels, motor hotels, and motels	††	††	††	††	3	(D)	(D)	(D)	(D)
7011 pt.	Hotels	††	††	††	††	-	-	-	-	-
7011 pt.	Motels, motor hotels, and tourist courts	††	††	††	††	3	(D)	(D)	(D)	(D)
702, 3, 4	Other lodging places	††	††	††	††	-	-	-	-	-
72	Personal services	††	††	††	††	59	6 370	2 048	453	247
721	Laundry, cleaning, and garment services	††	††	††	††	20	1 634	489	117	86
7215	Coin-operated laundries and dry cleaning	††	††	††	††	6	329	50	15	15
721 ex.	Other laundry, cleaning, and garment services	††	††	††	††	14	1 305	439	102	71
7215	Power laundries, family and commercial*	**	**	**	**	1	(D)	(D)	(D)	(D)
7211	Dry-cleaning plants, except rug cleaning*	**	**	**	**	6	708	258	57	36
7216	Laundry and cleaning services, n.e.c.*	**	**	**	**	7	(D)	(D)	(D)	(D)
Other 721		**	**	**	**	-	-	-	-	-
722	Photographic studios, portrait	††	††	††	††	4	(D)	(D)	(D)	(D)
723, 4	Beauty and barber shops	††	††	††	††	22	(D)	(D)	(D)	(D)
723	Beauty shops	††	††	††	††	22	(D)	(D)	(D)	(D)
724	Barber shops	††	††	††	††	-	(D)	(D)	(D)	(D)
725	Shoe repair, shoe shine, and hat-cleaning shops	††	††	††	††	3	(D)	(D)	(D)	(D)
726	Funeral service and crematories	††	††	††	††	7	2 405	656	131	36
729	Miscellaneous personal services	††	††	††	††	3	(D)	(D)	(D)	(D)
73	Business services	††	††	††	††	26	6 636	2 230	596	227
731	Advertising	††	††	††	††	1	(D)	(D)	(D)	(D)
734	Services to dwellings and other buildings	††	††	††	††	5	1 517	763	213	91
737	Computer and data processing services	††	††	††	††	-	-	-	-	-
7392	Management, consulting, and public relations services	††	††	††	††	2	(D)	(D)	(D)	(D)
7394	Equipment rental and leasing services	††	††	††	††	2	(D)	(D)	(D)	(D)
Other 73	Other business services	††	††	††	††	16	3 885	1 171	308	105
75	Automotive repair, services, and garages	††	††	††	††	36	5 469	1 214	279	110
751	Automotive rental and leasing, without drivers	††	††	††	††	2	(D)	(D)	(D)	(D)
752	Automobile parking	††	††	††	††	-	-	-	-	-
753	Automotive repair shops	††	††	††	††	31	4 259	1 046	237	93
7538	General automotive repair shops	††	††	††	††	17	2 184	473	114	49
7531	Top and body repair shops	††	††	††	††	4	659	232	42	15
7534, 5, 9	Other automotive repair shops	††	††	††	††	10	1 416	341	81	29
754	Automotive services, except repair	††	††	††	††	3	(D)	(D)	(D)	(D)

Table 7. Summary Statistics for Firms Subject to Federal Income Tax for Places With 300 Establishments or More: 1982—Con.

[For meaning of abbreviations and symbols, see introductory text. For explanation of terms and comparability of 1977 and 1982 censuses, see appendix A. For information on geographic areas followed by Δ, see appendix F]

SIC code	Geographic area and kind of business or operation	All establishments				Establishments with payroll				
		Number	Receipts (\$1,000)	Unincorporated businesses or operations		Number	Receipts (\$1,000)	Annual payroll (\$1,000)	First quarter payroll (\$1,000)	Paid employees for pay period including March 12 (number)
				Individual proprietorships (number)	Partnerships (number)					
HAMILTON—Con.										
76	Miscellaneous repair services	††	††	††	††	16	4 369	1 012	236	66
762	Electrical and electronic repair shops	††	††	††	††	2	(D)	(D)	(D)	(D)
7622	Radio and TV repair shops	††	††	††	††	2	(D)	(D)	(D)	(D)
7623, 9	Other electrical and electronic repair shops	††	††	††	††	-	-	-	-	-
764	Reupholstery and furniture repair	††	††	††	††	1	(D)	(D)	(D)	(D)
763, 9	Other repair shops and related services	††	††	††	††	13	4 232	986	230	61
78, 79	Amusement and recreation services, including motion pictures	††	††	††	††	16	4 642	1 007	256	134
781, 2	Motion picture production, distribution, and services	††	††	††	††	-	-	-	-	-
783	Motion picture theaters	††	††	††	††	3	(D)	(D)	(D)	(D)
792	Producers, orchestras, and entertainers	††	††	††	††	2	(D)	(D)	(D)	(D)
793	Bowling alleys and billiards and pool establishments	††	††	††	††	4	(D)	(D)	(D)	(D)
79 ex. 792, 3	Commercial sports and other amusement and recreation services	††	††	††	††	7	2 658	470	111	48
80, ex. 806	Health services, except hospitals	††	††	††	††	102	25 021	13 420	3 108	588
801	Offices of physicians	††	††	††	††	61	17 870	10 461	2 465	329
802	Offices of dentists	††	††	††	††	24	4 020	1 674	349	107
803	Offices of osteopathic physicians	††	††	††	††	-	-	-	-	-
8041	Offices of chiropractors	††	††	††	††	1	(D)	(D)	(D)	(D)
8042	Offices of optometrists	††	††	††	††	4	494	99	23	12
805	Nursing and personal care facilities	††	††	††	††	5	1 786	878	199	115
8049, 807, 8, 9	Other health services	††	††	††	††	7	(D)	(D)	(D)	(D)
81	Legal services	††	††	††	††	34	6 242	2 524	655	138
823, 4, 9	Selected educational services	††	††	††	††	-	(D)	(D)	(D)	(D)
891	Engineering, architectural, and surveying services	††	††	††	††	5	2 705	1 377	417	64
893	Accounting, auditing, and bookkeeping services	††	††	††	††	13	(D)	(D)	(D)	(D)
83, 892, 9	Social and other services	††	††	††	††	1	(D)	(D)	(D)	(D)
83	Social services	1	(D)	(D)	(D)	(D)
892, 9	Other services	-	-	-	-	-
KETTERING Δ										
	Total	††	††	††	††	351	119 511	52 437	12 971	3 247
70	Hotels, motels, and other lodging places	††	††	††	††	2	(D)	(D)	(D)	(D)
7011	Hotels, motor hotels, and motels	††	††	††	††	1	(D)	(D)	(D)	(D)
7011 pt.	Hotels	††	††	††	††	1	(D)	(D)	(D)	(D)
7011 pt.	Motels, motor hotels, and tourist courts	††	††	††	††	-	-	-	-	-
702, 3, 4	Other lodging places	††	††	††	††	1	(D)	(D)	(D)	(D)
72	Personal services	††	††	††	††	70	11 723	4 113	986	521
721	Laundry, cleaning, and garment services	††	††	††	††	17	4 355	1 713	396	188
7215	Coin-operated laundries and dry cleaning	††	††	††	††	3	(D)	(D)	(D)	(D)
721 ex. 7215	Other laundry, cleaning, and garment services	††	††	††	††	14	(D)	(D)	(D)	(D)
7211	Power laundries, family and commercial*	-	-	-	-	-
7216	Dry-cleaning plants, except rug cleaning*	9	1 964	970	224	117
Other 721	Laundry and cleaning services, n.e.c.*	5	(D)	(D)	(D)	(D)
722	Photographic studios, portrait	††	††	††	††	4	1 307	229	39	23
723, 4	Beauty and barber shops	††	††	††	††	35	2 992	1 392	334	187
723	Beauty shops	††	††	††	††	31	2 571	1 264	303	167
724	Barber shops	††	††	††	††	4	421	128	31	20
725	Shoe repair, shoe shine, and hat-cleaning shops	††	††	††	††	2	(D)	(D)	(D)	(D)
726	Funeral service and crematories	††	††	††	††	2	(D)	(D)	(D)	(D)
729	Miscellaneous personal services	††	††	††	††	10	2 711	665	187	113
73	Business services	††	††	††	††	59	49 516	23 084	5 484	1 392
731	Advertising	††	††	††	††	7	2 524	1 061	306	52
734	Services to dwellings and other buildings	††	††	††	††	6	542	342	76	50
737	Computer and data processing services	††	††	††	††	9	5 990	3 318	766	199
7392	Management, consulting, and public relations services	††	††	††	††	12	1 519	438	87	47
7394	Equipment rental and leasing services	††	††	††	††	1	(D)	(D)	(D)	(D)
Other 73	Other business services	††	††	††	††	24	(D)	(D)	(D)	(D)
75	Automotive repair, services, and garages	††	††	††	††	19	4 081	941	227	88
751	Automotive rental and leasing, without drivers	††	††	††	††	4	(D)	(D)	(D)	(D)
752	Automobile parking	††	††	††	††	1	(D)	(D)	(D)	(D)
753	Automotive repair shops	††	††	††	††	13	2 730	646	157	53
7538	General automotive repair shops	††	††	††	††	3	469	99	25	9
7531	Top and body repair shops	††	††	††	††	4	452	116	32	14
7534, 5, 9	Other automotive repair shops	††	††	††	††	6	1 809	431	100	30
754	Automotive services, except repair	††	††	††	††	1	(D)	(D)	(D)	(D)

Table 7. Summary Statistics for Firms Subject to Federal Income Tax for Places With 300 Establishments or More: 1982—Con.

[For meaning of abbreviations and symbols, see introductory text. For explanation of terms and comparability of 1977 and 1982 censuses, see appendix A. For information on geographic areas followed by Δ, see appendix F]

SIC code	Geographic area and kind of business or operation	All establishments				Establishments with payroll				
		Number	Receipts (\$1,000)	Unincorporated businesses or operations		Number	Receipts (\$1,000)	Annual payroll (\$1,000)	First quarter payroll (\$1,000)	Paid employees for pay period including March 12 (number)
				Individual proprietorships (number)	Partnerships (number)					
KETTERING Δ—Con.										
76	Miscellaneous repair services	††	††	††	††	11	1 603	505	126	41
762	Electrical and electronic repair shops	††	††	††	††	4	659	217	51	14
7622	Radio and TV repair shops	††	††	††	††	1	(D)	(D)	(D)	(D)
7623, 9	Other electrical and electronic repair shops	††	††	††	††	3	(D)	(D)	(D)	(D)
764	Reupholstery and furniture repair	††	††	††	††	-	-	-	-	-
763, 9	Other repair shops and related services	††	††	††	††	7	944	288	75	27
78, 79	Amusement and recreation services, including motion pictures	††	††	††	††	17	4 805	1 479	368	197
781, 2	Motion picture production, distribution, and services	††	††	††	††	2	(D)	(D)	(D)	(D)
783	Motion picture theaters	††	††	††	††	2	(D)	(D)	(D)	(D)
792	Producers, orchestras, and entertainers	††	††	††	††	1	(D)	(D)	(D)	(D)
793	Bowling alleys and billiards and pool establishments	††	††	††	††	3	(D)	(D)	(D)	(D)
79 ex. 792, 3	Commercial sports and other amusement and recreation services	††	††	††	††	9	2 100	736	176	88
80, ex. 806	Health services, except hospitals	††	††	††	††	112	33 737	17 135	4 186	619
801	Offices of physicians	††	††	††	††	56	24 775	13 815	3 334	339
802	Offices of dentists	††	††	††	††	30	3 331	1 152	279	88
803	Offices of osteopathic physicians	††	††	††	††	5	1 339	772	237	22
8041	Offices of chiropractors	††	††	††	††	6	806	163	37	22
8042	Offices of optometrists	††	††	††	††	4	(D)	(D)	(D)	(D)
805	Nursing and personal care facilities	††	††	††	††	1	(D)	(D)	(D)	(D)
8049, 807, 8, 9	Other health services	††	††	††	††	10	1 619	464	129	48
81	Legal services	††	††	††	††	9	570	155	37	18
823, 4, 9	Selected educational services	††	††	††	††	3	(D)	(D)	(D)	(D)
891	Engineering, architectural, and surveying services	††	††	††	††	10	6 650	2 637	1 010	114
893	Accounting, auditing, and bookkeeping services	††	††	††	††	21	4 564	1 539	357	100
83, 892, 9	Social and other services	††	††	††	††	18	1 443	637	149	133
83	Social services	**	**	**	**	18	1 443	637	149	133
892, 9	Other services	**	**	**	**	-	-	-	-	-
LAKEWOOD										
	Total	††	††	††	††	346	79 829	34 966	8 431	2 248
70	Hotels, motels, and other lodging places	††	††	††	††	3	(D)	(D)	(D)	(D)
7011	Hotels, motor hotels, and motels	††	††	††	††	3	(D)	(D)	(D)	(D)
7011 pt.	Hotels	††	††	††	††	2	(D)	(D)	(D)	(D)
7011 pt.	Motels, motor hotels, and tourist courts	††	††	††	††	1	(D)	(D)	(D)	(D)
702, 3, 4	Other lodging places	††	††	††	††	-	-	-	-	-
72	Personal services	††	††	††	††	60	7 156	2 484	663	300
721	Laundry, cleaning, and garment services	††	††	††	††	11	2 109	923	268	115
7215	Coin-operated laundries and dry cleaning	††	††	††	††	2	(D)	(D)	(D)	(D)
721 ex. 7215	Other laundry, cleaning, and garment services	††	††	††	††	9	(D)	(D)	(D)	(D)
7211	Power laundries, family and commercial*	**	**	**	**	1	(D)	(D)	(D)	(D)
7216	Dry-cleaning plants, except rug cleaning*	**	**	**	**	7	756	291	65	41
Other 721	Laundry and cleaning services, n.e.c.*	**	**	**	**	1	(D)	(D)	(D)	(D)
722	Photographic studios, portrait	††	††	††	††	4	1 010	205	48	25
723, 4	Beauty and barber shops	††	††	††	††	35	1 728	706	186	103
723	Beauty shops	††	††	††	††	30	1 320	525	142	77
724	Barber shops	††	††	††	††	5	408	181	44	26
725	Shoe repair, shoe shine, and hat-cleaning shops	††	††	††	††	-	-	-	-	-
726	Funeral service and crematories	††	††	††	††	6	1 999	547	139	36
729	Miscellaneous personal services	††	††	††	††	4	310	103	22	21
73	Business services	††	††	††	††	55	14 239	6 474	1 500	578
731	Advertising	††	††	††	††	5	734	372	76	21
734	Services to dwellings and other buildings	††	††	††	††	8	1 066	432	97	45
737	Computer and data processing services	††	††	††	††	2	(D)	(D)	(D)	(D)
7392	Management, consulting, and public relations services	††	††	††	††	12	1 611	570	155	47
7394	Equipment rental and leasing services	††	††	††	††	3	875	344	99	39
Other 73	Other business services	††	††	††	††	25	(D)	(D)	(D)	(D)
75	Automotive repair, services, and garages	††	††	††	††	17	4 191	1 352	289	89
751	Automotive rental and leasing, without drivers	††	††	††	††	2	(D)	(D)	(D)	(D)
752	Automobile parking	††	††	††	††	1	(D)	(D)	(D)	(D)
753	Automotive repair shops	††	††	††	††	11	3 100	1 014	223	56
7538	General automotive repair shops	††	††	††	††	3	(D)	(D)	(D)	(D)
7531	Top and body repair shops	††	††	††	††	4	871	383	85	21
7534, 5, 9	Other automotive repair shops	††	††	††	††	4	(D)	(D)	(D)	(D)
754	Automotive services, except repair	††	††	††	††	3	(D)	(D)	(D)	(D)

Table 7. Summary Statistics for Firms Subject to Federal Income Tax for Places With 300 Establishments or More: 1982—Con.

[For meaning of abbreviations and symbols, see introductory text. For explanation of terms and comparability of 1977 and 1982 censuses, see appendix A. For information on geographic areas followed by Δ, see appendix F.]

SIC code	Geographic area and kind of business or operation	All establishments				Establishments with payroll				
		Number	Receipts (\$1,000)	Unincorporated businesses or operations		Number	Receipts (\$1,000)	Annual payroll (\$1,000)	First quarter payroll (\$1,000)	Paid employees for pay period including March 12 (number)
				Individual proprietorships (number)	Partnerships (number)					
LAKEWOOD—Con.										
76	Miscellaneous repair services	††	††	††	††	18	4 801	1 684	451	111
762	Electrical and electronic repair shops	††	††	††	††	7	1 482	550	117	33
7622	Radio and TV repair shops	††	††	††	††	4	605	140	36	15
7623, 9	Other electrical and electronic repair shops	††	††	††	††	3	877	410	81	18
764	Reupholstery and furniture repair	††	††	††	††	2	(D)	(D)	(D)	(D)
763, 9	Other repair shops and related services	††	††	††	††	9	(D)	(D)	(D)	(D)
78, 79	Amusement and recreation services, including motion pictures	††	††	††	††	10	2 420	742	178	100
781, 2	Motion picture production, distribution, and services	††	††	††	††	2	(D)	(D)	(D)	(D)
783	Motion picture theaters	††	††	††	††	2	(D)	(D)	(D)	(D)
792	Producers, orchestras, and entertainers	††	††	††	††	-	-	-	-	-
793	Bowling alleys and billiards and pool establishments	††	††	††	††	3	722	269	82	50
79 ex. 792, 3	Commercial sports and other amusement and recreation services	††	††	††	††	3	671	195	29	25
80, ex. 806	Health services, except hospitals	††	††	††	††	141	39 218	18 388	4 443	799
801	Offices of physicians	††	††	††	††	90	27 236	13 193	3 142	342
802	Offices of dentists	††	††	††	††	30	5 020	2 042	533	125
803	Offices of osteopathic physicians	††	††	††	††	3	(D)	(D)	(D)	(D)
8041	Offices of chiropractors	††	††	††	††	-	-	-	-	-
8042	Offices of optometrists	††	††	††	††	2	(D)	(D)	(D)	(D)
805	Nursing and personal care facilities	††	††	††	††	4	4 545	2 149	474	267
8049, 807, 8, 9	Other health services	††	††	††	††	12	1 220	420	101	52
81	Legal services	††	††	††	††	12	702	289	66	22
823, 4, 9	Selected educational services	††	††	††	††	1	(D)	(D)	(D)	(D)
891	Engineering, architectural, and surveying services	††	††	††	††	10	4 529	2 577	611	119
893	Accounting, auditing, and bookkeeping services	††	††	††	††	16	1 440	568	127	39
83, 892, 9	Social and other services	††	††	††	††	3	178	66	17	10
83	Social services	2	(D)	(D)	(D)	(D)
892, 9	Other services	1	(D)	(D)	(D)	(D)
LIMA										
	Total	††	††	††	††	330	75 341	34 359	8 538	2 124
70	Hotels, motels, and other lodging places	††	††	††	††	8	3 107	799	203	136
7011	Hotels, motor hotels, and motels	††	††	††	††	8	3 107	799	203	136
7011 pt.	Hotels	††	††	††	††	2	(D)	(D)	(D)	(D)
7011 pt.	Motels, motor hotels, and tourist courts	††	††	††	††	6	(D)	(D)	(D)	(D)
702, 3, 4	Other lodging places	††	††	††	††	-	-	-	-	-
72	Personal services	††	††	††	††	47	8 050	2 742	702	382
721	Laundry, cleaning, and garment services	††	††	††	††	16	(D)	(D)	(D)	(D)
7215	Coin-operated laundries and dry cleaning	††	††	††	††	5	262	62	29	28
721 ex. 7215	Other laundry, cleaning, and garment services	††	††	††	††	11	(D)	(D)	(D)	(D)
7211	Power laundries, family and commercial*	-	-	-	-	-
7216	Dry-cleaning plants, except rug cleaning*	6	1 583	543	121	73
Other 721	Laundry and cleaning services, n.e.c.*	5	(D)	(D)	(D)	(D)
722	Photographic studios, portrait	††	††	††	††	4	(D)	(D)	(D)	(D)
723, 4	Beauty and barber shops	††	††	††	††	17	1 362	619	129	73
723	Beauty shops	††	††	††	††	16	(D)	(D)	(D)	(D)
724	Barber shops	††	††	††	††	1	(D)	(D)	(D)	(D)
725	Shoe repair, shoe shine, and hat-cleaning shops	††	††	††	††	-	-	-	-	-
726	Funeral service and crematories	††	††	††	††	5	1 412	380	145	51
729	Miscellaneous personal services	††	††	††	††	5	705	249	67	67
73	Business services	††	††	††	††	50	10 170	3 808	909	381
731	Advertising	††	††	††	††	4	531	183	51	13
734	Services to dwellings and other buildings	††	††	††	††	9	1 601	818	195	106
737	Computer and data processing services	††	††	††	††	1	(D)	(D)	(D)	(D)
7392	Management, consulting, and public relations services	††	††	††	††	1	(D)	(D)	(D)	(D)
7394	Equipment rental and leasing services	††	††	††	††	4	370	107	35	8
Other 73	Other business services	††	††	††	††	31	(D)	(D)	(D)	(D)
75	Automotive repair, services, and garages	††	††	††	††	26	4 025	1 179	263	105
751	Automotive rental and leasing, without drivers	††	††	††	††	1	(D)	(D)	(D)	(D)
752	Automobile parking	††	††	††	††	-	-	-	-	-
753	Automotive repair shops	††	††	††	††	20	3 393	1 027	227	82
7538	General automotive repair shops	††	††	††	††	2	(D)	(D)	(D)	(D)
7531	Top and body repair shops	††	††	††	††	7	720	197	41	18
7534, 5, 9	Other automotive repair shops	††	††	††	††	11	(D)	(D)	(D)	(D)
754	Automotive services, except repair	††	††	††	††	5	(D)	(D)	(D)	(D)

Table 7. Summary Statistics for Firms Subject to Federal Income Tax for Places With 300 Establishments or More: 1982—Con.

[For meaning of abbreviations and symbols, see introductory text. For explanation of terms and comparability of 1977 and 1982 censuses, see appendix A. For information on geographic areas followed by Δ, see appendix F]

SIC code	Geographic area and kind of business or operation	All establishments				Establishments with payroll				
		Number	Receipts (\$1,000)	Unincorporated businesses or operations		Number	Receipts (\$1,000)	Annual payroll (\$1,000)	First quarter payroll (\$1,000)	Paid employees for pay period including March 12 (number)
				Individual proprietors (number)	Partnerships (number)					
LIMA—Con.										
76	Miscellaneous repair services	††	††	††	††	11	2 509	936	236	76
762	Electrical and electronic repair shops	††	††	††	††	3	(D)	(D)	(D)	(D)
7622	Radio and TV repair shops	††	††	††	††	-	-	-	-	-
7623, 9	Other electrical and electronic repair shops	††	††	††	††	3	(D)	(D)	(D)	(D)
764	Reupholstery and furniture repair	††	††	††	††	1	(D)	(D)	(D)	(D)
763, 9	Other repair shops and related services	††	††	††	††	7	(D)	(D)	(D)	(D)
78, 79	Amusement and recreation services, including motion pictures	††	††	††	††	6	(D)	(D)	(D)	(D)
781, 2	Motion picture production, distribution, and services	††	††	††	††	-	-	-	-	-
783	Motion picture theaters	††	††	††	††	-	-	-	-	-
792	Producers, orchestras, and entertainers	††	††	††	††	-	-	-	-	-
793	Bowling alleys and billiards and pool establishments	††	††	††	††	2	(D)	(D)	(D)	(D)
79 ex. 792, 3	Commercial sports and other amusement and recreation services	††	††	††	††	4	516	102	18	7
80, ex. 806	Health services, except hospitals	††	††	††	††	118	37 788	21 192	5 256	719
801	Offices of physicians	††	††	††	††	73	26 232	15 263	3 955	335
802	Offices of dentists	††	††	††	††	18	4 528	2 230	448	144
803	Offices of osteopathic physicians	††	††	††	††	-	-	-	-	-
8041	Offices of chiropractors	††	††	††	††	3	(D)	(D)	(D)	(D)
8042	Offices of optometrists	††	††	††	††	3	496	111	24	10
805	Nursing and personal care facilities	††	††	††	††	3	(D)	(D)	(D)	(D)
8049, 807, 8, 9	Other health services	††	††	††	††	18	3 485	2 210	520	72
81	Legal services	††	††	††	††	45	4 878	1 710	446	147
823, 4, 9	Selected educational services	††	††	††	††	1	(D)	(D)	(D)	(D)
891	Engineering, architectural, and surveying services	††	††	††	††	3	(D)	(D)	(D)	(D)
893	Accounting, auditing, and bookkeeping services	††	††	††	††	11	2 714	1 073	279	86
83, 892, 9	Social and other services	††	††	††	††	4	102	47	15	12
83	Social services	**	**	**	**	3	(D)	(D)	(D)	(D)
892, 9	Other services	**	**	**	**	1	(D)	(D)	(D)	(D)
LORAIN										
	Total	††	††	††	††	318	71 217	34 560	8 287	2 473
70	Hotels, motels, and other lodging places	††	††	††	††	2	(D)	(D)	(D)	(D)
7011	Hotels, motor hotels, and motels	††	††	††	††	2	(D)	(D)	(D)	(D)
7011 pt.	Hotels	††	††	††	††	-	-	-	-	-
7011 pt.	Motels, motor hotels, and tourist courts	††	††	††	††	2	(D)	(D)	(D)	(D)
702, 3, 4	Other lodging places	††	††	††	††	-	-	-	-	-
72	Personal services	††	††	††	††	46	3 957	1 304	305	227
721	Laundry, cleaning, and garment services	††	††	††	††	10	994	389	83	61
7215	Coin-operated laundries and dry cleaning	††	††	††	††	2	(D)	(D)	(D)	(D)
721 ex. 7215	Other laundry, cleaning, and garment services	††	††	††	††	8	(D)	(D)	(D)	(D)
7211	Power laundries, family and commercial*	**	**	**	**	2	(D)	(D)	(D)	(D)
7216	Dry-cleaning plants, except rug cleaning*	**	**	**	**	3	(D)	(D)	(D)	(D)
Other 721	Laundry and cleaning services, n.e.c.*	**	**	**	**	3	43	16	6	4
722	Photographic studios, portrait	††	††	††	††	2	(D)	(D)	(D)	(D)
723, 4	Beauty and barber shops	††	††	††	††	21	928	405	94	70
723	Beauty shops	††	††	††	††	21	928	405	94	70
724	Barber shops	††	††	††	††	-	-	-	-	-
725	Shoe repair, shoe shine, and hat-cleaning shops	††	††	††	††	1	(D)	(D)	(D)	(D)
726	Funeral service and crematories	††	††	††	††	8	1 350	329	71	30
729	Miscellaneous personal services	††	††	††	††	4	552	152	50	60
73	Business services	††	††	††	††	29	8 981	4 058	968	498
731	Advertising	††	††	††	††	-	-	-	-	-
734	Services to dwellings and other buildings	††	††	††	††	5	155	55	16	18
737	Computer and data processing services	††	††	††	††	1	(D)	(D)	(D)	(D)
7392	Management, consulting, and public relations services	††	††	††	††	4	88	20	4	3
7394	Equipment rental and leasing services	††	††	††	††	2	(D)	(D)	(D)	(D)
Other 73	Other business services	††	††	††	††	17	7 380	3 805	903	458
75	Automotive repair, services, and garages	††	††	††	††	28	4 115	1 395	304	215
751	Automotive rental and leasing, without drivers	††	††	††	††	-	-	-	-	-
752	Automobile parking	††	††	††	††	-	-	-	-	-
753	Automotive repair shops	††	††	††	††	19	2 516	717	165	66
7538	General automotive repair shops	††	††	††	††	4	367	115	30	15
7531	Top and body repair shops	††	††	††	††	9	619	160	36	36
7534, 5, 9	Other automotive repair shops	††	††	††	††	6	1 530	442	99	36
754	Automotive services, except repair	††	††	††	††	9	1 599	678	139	149

Table 7. Summary Statistics for Firms Subject to Federal Income Tax for Places With 300 Establishments or More: 1982—Con.

[For meaning of abbreviations and symbols, see introductory text. For explanation of terms and comparability of 1977 and 1982 censuses, see appendix A. For information on geographic areas followed by Δ, see appendix F]

SIC code	Geographic area and kind of business or operation	All establishments				Establishments with payroll				
		Number	Receipts (\$1,000)	Unincorporated businesses or operations		Number	Receipts (\$1,000)	Annual payroll (\$1,000)	First quarter payroll (\$1,000)	Paid employees for pay period including March 12 (number)
				Individual proprietorships (number)	Partnerships (number)					
LORAIN—Con.										
76	Miscellaneous repair services	††	††	††	††	10	1 294	396	127	44
762	Electrical and electronic repair shops	††	††	††	††	4	(D)	(D)	(D)	(D)
7622	Radio and TV repair shops	††	††	††	††	2	(D)	(D)	(D)	(D)
7623, 9	Other electrical and electronic repair shops	††	††	††	††	2	(D)	(D)	(D)	(D)
764	Reupholstery and furniture repair	††	††	††	††	1	(D)	(D)	(D)	(D)
763, 9	Other repair shops and related services	††	††	††	††	5	1 108	363	118	37
78, 79	Amusement and recreation services, including motion pictures	††	††	††	††	9	2 134	739	187	225
781, 2	Motion picture production, distribution, and services	††	††	††	††	-	-	-	-	-
783	Motion picture theaters	††	††	††	††	-	(D)	(D)	(D)	(D)
792	Producers, orchestras, and entertainers	††	††	††	††	2	(D)	(D)	(D)	(D)
793	Bowling alleys and billiards and pool establishments	††	††	††	††	4	1 198	402	114	71
79 ex. 792, 3	Commercial sports and other amusement and recreation services	††	††	††	††	3	(D)	(D)	(D)	(D)
80, ex. 806	Health services, except hospitals	††	††	††	††	134	41 641	22 027	5 369	987
801	Offices of physicians	††	††	††	††	80	27 432	15 596	3 746	381
802	Offices of dentists	††	††	††	††	30	5 690	2 578	606	153
803	Offices of osteopathic physicians	††	††	††	††	4	531	175	32	10
8041	Offices of chiropractors	††	††	††	††	-	-	-	-	-
8042	Offices of optometrists	††	††	††	††	5	636	119	27	12
805	Nursing and personal care facilities	††	††	††	††	5	6 108	3 096	829	394
8049, 807, 8, 9	Other health services	††	††	††	††	10	1 244	463	129	37
81	Legal services	††	††	††	††	41	4 629	2 100	456	123
823, 4, 9	Selected educational services	††	††	††	††	1	(D)	(D)	(D)	(D)
891	Engineering, architectural, and surveying services	††	††	††	††	5	3 060	2 002	430	79
893	Accounting, auditing, and bookkeeping services	††	††	††	††	9	741	273	74	26
83, 892, 9	Social and other services	††	††	††	††	4	(D)	(D)	(D)	(D)
83	Social services	∴	∴	∴	∴	4	(D)	(D)	(D)	(D)
892, 9	Other services	∴	∴	∴	∴	-	-	-	-	-
MANSFIELD										
	Total	††	††	††	††	404	104 607	41 152	9 639	3 256
70	Hotels, motels, and other lodging places	††	††	††	††	4	(D)	(D)	(D)	(D)
7011	Hotels, motor hotels, and motels	††	††	††	††	3	(D)	(D)	(D)	(D)
7011 pt.	Hotels	††	††	††	††	-	-	-	-	-
7011 pt.	Motels, motor hotels, and tourist courts	††	††	††	††	3	(D)	(D)	(D)	(D)
702, 3, 4	Other lodging places	††	††	††	††	1	(D)	(D)	(D)	(D)
72	Personal services	††	††	††	††	58	8 711	2 876	706	398
721	Laundry, cleaning, and garment services	††	††	††	††	20	4 534	1 503	338	184
7215	Coin-operated laundries and dry cleaning	††	††	††	††	5	(D)	(D)	(D)	(D)
721 ex. 7215	Other laundry, cleaning, and garment services	††	††	††	††	15	(D)	(D)	(D)	(D)
7211	Power laundries, family and commercial*	∴	∴	∴	∴	-	-	-	-	-
7216	Dry-cleaning plants, except rug cleaning*	∴	∴	∴	∴	9	1 361	542	125	82
Other 721	Laundry and cleaning services, n.e.c.*	∴	∴	∴	∴	6	(D)	(D)	(D)	(D)
722	Photographic studios, portrait	††	††	††	††	3	(D)	(D)	(D)	(D)
723, 4	Beauty and barber shops	††	††	††	††	23	1 680	806	181	115
723	Beauty shops	††	††	††	††	23	1 680	806	181	115
724	Barber shops	††	††	††	††	-	-	-	-	-
725	Shoe repair, shoe shine, and hat-cleaning shops	††	††	††	††	-	-	-	-	-
726	Funeral service and crematories	††	††	††	††	5	(D)	(D)	(D)	(D)
729	Miscellaneous personal services	††	††	††	††	7	(D)	(D)	(D)	(D)
73	Business services	††	††	††	††	48	27 469	9 737	2 420	1 147
731	Advertising	††	††	††	††	5	(D)	(D)	(D)	(D)
734	Services to dwellings and other buildings	††	††	††	††	9	4 350	2 277	563	596
737	Computer and data processing services	††	††	††	††	6	(D)	(D)	(D)	(D)
7392	Management, consulting, and public relations services	††	††	††	††	4	1 978	748	234	96
7394	Equipment rental and leasing services	††	††	††	††	4	(D)	(D)	(D)	(D)
Other 73	Other business services	††	††	††	††	20	5 882	1 988	424	205
75	Automotive repair, services, and garages	††	††	††	††	41	8 270	1 788	457	159
751	Automotive rental and leasing, without drivers	††	††	††	††	4	(D)	(D)	(D)	(D)
752	Automobile parking	††	††	††	††	3	(D)	(D)	(D)	(D)
753	Automotive repair shops	††	††	††	††	28	4 269	1 173	296	88
7538	General automotive repair shops	††	††	††	††	7	545	159	48	23
7531	Top and body repair shops	††	††	††	††	10	932	207	39	17
7534, 5, 9	Other automotive repair shops	††	††	††	††	11	2 792	807	209	48
754	Automotive services, except repair	††	††	††	††	6	(D)	(D)	(D)	(D)

Table 7. Summary Statistics for Firms Subject to Federal Income Tax for Places With 300 Establishments or More: 1982—Con.

[For meaning of abbreviations and symbols, see introductory text. For explanation of terms and comparability of 1977 and 1982 censuses, see appendix A. For information on geographic areas followed by Δ, see appendix F]

SIC code	Geographic area and kind of business or operation	All establishments				Establishments with payroll				
		Number	Receipts (\$1,000)	Unincorporated businesses or operations		Number	Receipts (\$1,000)	Annual payroll (\$1,000)	First quarter payroll (\$1,000)	Paid employees for pay period including March 12 (number)
				Individual proprietorships (number)	Partnerships (number)					
MANSFIELD—Con.										
76	Miscellaneous repair services	††	††	††	††	15	2 264	634	147	63
762	Electrical and electronic repair shops	††	††	††	††	4	(D)	(D)	(D)	(D)
7622	Radio and TV repair shops	††	††	††	††	2	(D)	(D)	(D)	(D)
7623, 9	Other electrical and electronic repair shops	††	††	††	††	2	(D)	(D)	(D)	(D)
764	Reupholstery and furniture repair	††	††	††	††	4	(D)	(D)	(D)	(D)
763, 9	Other repair shops and related services	††	††	††	††	7	1 572	422	96	39
78, 79	Amusement and recreation services, including motion pictures	††	††	††	††	19	3 701	1 146	268	145
781, 2	Motion picture production, distribution, and services	††	††	††	††	2	(D)	(D)	(D)	(D)
783	Motion picture theaters	††	††	††	††	1	(D)	(D)	(D)	(D)
792	Producers, orchestras, and entertainers	††	††	††	††	-	-	-	-	-
793	Bowling alleys and billiards and pool establishments	††	††	††	††	3	(D)	(D)	(D)	(D)
79 ex. 792, 3	Commercial sports and other amusement and recreation services	††	††	††	††	13	1 727	644	139	63
80, ex. 806	Health services, except hospitals	††	††	††	††	145	38 323	19 078	4 322	882
801	Offices of physicians	††	††	††	††	73	25 964	13 945	3 215	390
802	Offices of dentists	††	††	††	††	45	6 435	2 364	516	171
803	Offices of osteopathic physicians	††	††	††	††	-	-	-	-	-
8041	Offices of chiropractors	††	††	††	††	3	174	48	12	8
8042	Offices of optometrists	††	††	††	††	5	673	115	26	11
805	Nursing and personal care facilities	††	††	††	††	6	4 020	2 253	478	267
8049, 807, 8, 9	Other health services	††	††	††	††	13	1 057	353	75	35
81	Legal services	††	††	††	††	37	5 960	2 115	434	104
823, 4, 9	Selected educational services	††	††	††	††	2	(D)	(D)	(D)	(D)
891	Engineering, architectural, and surveying services	††	††	††	††	10	1 799	948	242	60
893	Accounting, auditing, and bookkeeping services	††	††	††	††	20	(D)	(D)	(D)	(D)
83, 892, 9	Social and other services	††	††	††	††	5	(D)	(D)	(D)	(D)
83	Social services	5	(D)	(D)	(D)	(D)
892, 9	Other services	-	-	-	-	-	-	-	-	-
PARMA										
	Total	††	††	††	††	443	101 786	44 856	11 500	3 273
70	Hotels, motels, and other lodging places	††	††	††	††	4	(D)	(D)	(D)	(D)
7011	Hotels, motor hotels, and motels	††	††	††	††	4	(D)	(D)	(D)	(D)
7011 pt.	Hotels	††	††	††	††	1	(D)	(D)	(D)	(D)
7011 pt.	Motels, motor hotels, and tourist courts	††	††	††	††	3	(D)	(D)	(D)	(D)
702, 3, 4	Other lodging places	††	††	††	††	-	-	-	-	-
72	Personal services	††	††	††	††	75	10 590	3 642	833	459
721	Laundry, cleaning, and garment services	††	††	††	††	15	1 164	443	109	81
7215	Coin-operated laundries and dry cleaning	††	††	††	††	1	(D)	(D)	(D)	(D)
721 ex. 7215	Other laundry, cleaning, and garment services	††	††	††	††	14	(D)	(D)	(D)	(D)
7211	Power laundries, family and commercial*	1	(D)	(D)	(D)	(D)
7216	Dry-cleaning plants, except rug cleaning*	10	595	216	54	35
Other 721	Laundry and cleaning services, n.e.c.*	3	(D)	(D)	(D)	(D)
722	Photographic studios, portrait	††	††	††	††	3	216	25	11	7
723, 4	Beauty and barber shops	††	††	††	††	37	3 836	1 770	400	235
723	Beauty shops	††	††	††	††	30	3 608	1 665	376	223
724	Barber shops	††	††	††	††	7	228	105	24	12
725	Shoe repair, shoe shine, and hat-cleaning shops	††	††	††	††	-	-	-	-	-
726	Funeral service and crematories	††	††	††	††	13	3 977	1 020	226	68
729	Miscellaneous personal services	††	††	††	††	7	1 397	384	87	68
73	Business services	††	††	††	††	41	13 899	7 489	1 822	754
731	Advertising	††	††	††	††	-	-	-	-	-
734	Services to dwellings and other buildings	††	††	††	††	14	2 958	1 472	344	194
737	Computer and data processing services	††	††	††	††	3	539	142	26	8
7392	Management, consulting, and public relations services	††	††	††	††	4	(D)	(D)	(D)	(D)
7394	Equipment rental and leasing services	††	††	††	††	2	(D)	(D)	(D)	(D)
Other 73	Other business services	††	††	††	††	18	8 120	4 574	1 105	500
75	Automotive repair, services, and garages	††	††	††	††	38	9 088	3 291	753	290
751	Automotive rental and leasing, without drivers	††	††	††	††	5	462	95	20	15
752	Automobile parking	††	††	††	††	1	(D)	(D)	(D)	(D)
753	Automotive repair shops	††	††	††	††	28	6 252	2 023	479	133
7538	General automotive repair shops	††	††	††	††	8	1 192	390	81	23
7531	Top and body repair shops	††	††	††	††	8	1 945	765	194	49
7534, 5, 9	Other automotive repair shops	††	††	††	††	12	3 115	868	204	61
754	Automotive services, except repair	††	††	††	††	4	(D)	(D)	(D)	(D)

Table 7. Summary Statistics for Firms Subject to Federal Income Tax for Places With 300 Establishments or More: 1982—Con.

[For meaning of abbreviations and symbols, see introductory text. For explanation of terms and comparability of 1977 and 1982 censuses, see appendix A. For information on geographic areas followed by Δ, see appendix F]

SIC code	Geographic area and kind of business or operation	All establishments				Establishments with payroll				
		Number	Receipts (\$1,000)	Unincorporated businesses or operations		Number	Receipts (\$1,000)	Annual payroll (\$1,000)	First quarter payroll (\$1,000)	Paid employees for pay period including March 12 (number)
				Individual proprietorships (number)	Partnerships (number)					
	PARMA—Con.									
76	Miscellaneous repair services	††	††	††	††	21	3 828	1 585	357	107
762	Electrical and electronic repair shops	††	††	††	††	10	3 191	1 400	322	88
7622	Radio and TV repair shops	††	††	††	††	6	1 999	802	194	49
7623, 9	Other electrical and electronic repair shops	††	††	††	††	4	1 192	598	128	39
764	Reupholstery and furniture repair	††	††	††	††	-	-	-	-	-
763, 9	Other repair shops and related services	††	††	††	††	11	637	185	35	19
78, 79	Amusement and recreation services, including motion pictures	††	††	††	††	20	4 815	1 197	319	189
781, 2	Motion picture production, distribution, and services	††	††	††	††	-	-	-	-	-
783	Motion picture theaters	††	††	††	††	3	1 690	253	55	36
792	Producers, orchestras, and entertainers	††	††	††	††	-	-	-	-	-
793	Bowling alleys and billiards and pool establishments	††	††	††	††	5	1 657	568	158	93
79 ex. 792, 3	Commercial sports and other amusement and recreation services	††	††	††	††	12	1 468	376	106	60
80, ex. 806	Health services, except hospitals	††	††	††	††	206	54 116	25 187	6 798	1 297
801	Offices of physicians	††	††	††	††	112	31 482	16 356	4 532	439
802	Offices of dentists	††	††	††	††	59	10 042	4 192	1 180	252
803	Offices of osteopathic physicians	††	††	††	††	3	429	154	43	12
8041	Offices of chiropractors	††	††	††	††	4	(D)	(D)	(D)	(D)
8042	Offices of optometrists	††	††	††	††	3	520	164	37	14
805	Nursing and personal care facilities	††	††	††	††	4	(D)	(D)	(D)	(D)
8049, 807, 8, 9	Other health services	††	††	††	††	21	5 330	1 240	285	111
81	Legal services	††	††	††	††	8	572	167	43	21
823, 4, 9	Selected educational services	††	††	††	††	1	(D)	(D)	(D)	(D)
891	Engineering, architectural, and surveying services	††	††	††	††	8	2 855	1 512	387	64
893	Accounting, auditing, and bookkeeping services	††	††	††	††	15	1 488	598	136	48
83, 892, 9	Social and other services	††	††	††	††	6	280	134	35	30
83	Social services	5	(D)	(D)	(D)	(D)
892, 9	Other services	1	(D)	(D)	(D)	(D)
	SPRINGFIELD									
	Total	††	††	††	††	460	101 788	43 832	10 597	3 937
70	Hotels, motels, and other lodging places	††	††	††	††	7	3 248	777	161	125
7011	Hotels, motor hotels, and motels	††	††	††	††	6	(D)	(D)	(D)	(D)
7011 pt.	Hotels	††	††	††	††	2	(D)	(D)	(D)	(D)
7011 pt.	Motels, motor hotels, and tourist courts	††	††	††	††	4	(D)	(D)	(D)	(D)
702, 3, 4	Other lodging places	††	††	††	††	1	(D)	(D)	(D)	(D)
72	Personal services	††	††	††	††	101	20 637	8 528	2 003	1 189
721	Laundry, cleaning, and garment services	††	††	††	††	18	4 007	1 563	355	194
7215	Coin-operated laundries and dry cleaning	††	††	††	††	4	(D)	(D)	(D)	(D)
721 ex. 7215	Other laundry, cleaning, and garment services	††	††	††	††	14	(D)	(D)	(D)	(D)
7211	Power laundries, family and commercial*	1	(D)	(D)	(D)	(D)
7216	Dry-cleaning plants, except rug cleaning*	8	1 563	586	135	90
Other 721	Laundry and cleaning services, n.e.c.*	5	(D)	(D)	(D)	(D)
722	Photographic studios, portrait	††	††	††	††	28	(D)	(D)	(D)	(D)
723, 4	Beauty and barber shops	††	††	††	††	41	2 751	1 324	303	198
723	Beauty shops	††	††	††	††	39	(D)	(D)	(D)	(D)
724	Barber shops	††	††	††	††	2	(D)	(D)	(D)	(D)
725	Shoe repair, shoe shine, and hat-cleaning shops	††	††	††	††	-	-	-	-	-
726	Funeral service and crematories	††	††	††	††	8	(D)	(D)	(D)	(D)
729	Miscellaneous personal services	††	††	††	††	6	(D)	(D)	(D)	(D)
73	Business services	††	††	††	††	44	12 946	6 798	1 629	765
731	Advertising	††	††	††	††	1	(D)	(D)	(D)	(D)
734	Services to dwellings and other buildings	††	††	††	††	5	(D)	(D)	(D)	(D)
737	Computer and data processing services	††	††	††	††	4	552	210	67	17
7392	Management, consulting, and public relations services	††	††	††	††	4	(D)	(D)	(D)	(D)
7394	Equipment rental and leasing services	††	††	††	††	6	(D)	(D)	(D)	(D)
Other 73	Other business services	††	††	††	††	24	(D)	(D)	(D)	(D)
75	Automotive repair, services, and garages	††	††	††	††	46	5 830	1 731	396	136
751	Automotive rental and leasing, without drivers	††	††	††	††	3	(D)	(D)	(D)	(D)
752	Automobile parking	††	††	††	††	9	(D)	(D)	(D)	(D)
753	Automotive repair shops	††	††	††	††	31	4 453	1 343	301	99
7538	General automotive repair shops	††	††	††	††	11	1 345	425	95	35
7531	Top and body repair shops	††	††	††	††	4	(D)	(D)	(D)	(D)
7534, 5, 9	Other automotive repair shops	††	††	††	††	16	(D)	(D)	(D)	(D)
754	Automotive services, except repair	††	††	††	††	3	557	202	50	15

Table 7. Summary Statistics for Firms Subject to Federal Income Tax for Places With 300 Establishments or More: 1982—Con.

[For meaning of abbreviations and symbols, see introductory text. For explanation of terms and comparability of 1977 and 1982 censuses, see appendix A. For information on geographic areas followed by Δ, see appendix F.]

SIC code	Geographic area and kind of business or operation	All establishments				Establishments with payroll				
		Number	Receipts (\$1,000)	Unincorporated businesses or operations		Number	Receipts (\$1,000)	Annual payroll (\$1,000)	First quarter payroll (\$1,000)	Paid employees for pay period including March 12 (number)
				Individual proprietorships (number)	Partnerships (number)					
SPRINGFIELD—Con.										
76	Miscellaneous repair services	††	††	††	††	9	2 000	579	139	43
762	Electrical and electronic repair shops	††	††	††	††	3	(D)	(D)	(D)	(D)
7622	Radio and TV repair shops	††	††	††	††	1	(D)	(D)	(D)	(D)
7623, 9	Other electrical and electronic repair shops	††	††	††	††	2	(D)	(D)	(D)	(D)
764	Reupholstery and furniture repair	††	††	††	††	-	-	-	-	-
763, 9	Other repair shops and related services	††	††	††	††	6	(D)	(D)	(D)	(D)
78, 79	Amusement and recreation services, including motion pictures	††	††	††	††	18	3 046	924	213	158
781, 2	Motion picture production, distribution, and services	††	††	††	††	-	-	-	-	-
783	Motion picture theaters	††	††	††	††	2	(D)	(D)	(D)	(D)
792	Producers, orchestras, and entertainers	††	††	††	††	1	(D)	(D)	(D)	(D)
793	Bowling alleys and billiards and pool establishments	††	††	††	††	4	1 723	658	145	101
79 ex. 792, 3	Commercial sports and other amusement and recreation services	††	††	††	††	11	(D)	(D)	(D)	(D)
80, ex. 806	Health services, except hospitals	††	††	††	††	164	41 517	20 254	5 031	1 160
801	Offices of physicians	††	††	††	††	87	27 172	14 488	3 575	505
802	Offices of dentists	††	††	††	††	44	6 673	2 760	651	198
803	Offices of osteopathic physicians	††	††	††	††	2	(D)	(D)	(D)	(D)
8041	Offices of chiropractors	††	††	††	††	2	(D)	(D)	(D)	(D)
8042	Offices of optometrists	††	††	††	††	11	1 828	461	100	35
805	Nursing and personal care facilities	††	††	††	††	7	4 554	2 132	612	385
8049, 807, 8, 9	Other health services	††	††	††	††	11	785	255	54	27
81	Legal services	††	††	††	††	39	(D)	(D)	(D)	(D)
823, 4, 9	Selected educational services	††	††	††	††	2	(D)	(D)	(D)	(D)
891	Engineering, architectural, and surveying services	††	††	††	††	7	818	201	46	23
893	Accounting, auditing, and bookkeeping services	††	††	††	††	11	2 938	1 221	300	79
83, 892, 9	Social and other services	††	††	††	††	12	1 487	516	112	82
83	Social services	12	1 487	516	112	82
892, 9	Other services	-	-	-	-	-
TOLEDO										
	Total	††	††	††	††	2 065	670 593	292 425	71 155	20 032
70	Hotels, motels, and other lodging places	††	††	††	††	31	17 387	4 848	1 478	768
7011	Hotels, motor hotels, and motels	††	††	††	††	26	(D)	(D)	(D)	(D)
7011 pt.	Hotels	††	††	††	††	7	(D)	(D)	(D)	(D)
7011 pt.	Hotels, 25 guestrooms or more	5	7 581	2 546	927	411
7011 pt.	Hotels, less than 25 guestrooms	2	(D)	(D)	(D)	(D)
7011 pt.	Motels, motor hotels, and tourist courts	††	††	††	††	19	8 820	2 087	502	314
7011 pt.	Motels, tourist courts	15	(D)	(D)	(D)	(D)
7011 pt.	Motor hotels	4	(D)	(D)	(D)	(D)
702, 3, 4	Other lodging places	††	††	††	††	5	(D)	(D)	(D)	(D)
703	Trailing parks and camps	††	††	††	††	3	137	15	4	4
702, 4	Rooming, boarding, and membership lodging	††	††	††	††	2	(D)	(D)	(D)	(D)
72	Personal services	††	††	††	††	299	53 892	18 209	4 477	2 044
721	Laundry, cleaning, and garment services	††	††	††	††	89	22 799	7 860	1 932	854
7215	Coin-operated laundries and dry cleaning	††	††	††	††	20	1 824	431	98	83
721 ex. 7215	Other laundry, cleaning, and garment services	††	††	††	††	69	20 975	7 429	1 834	771
7211	Power laundries, family and commercial*	3	437	197	67	27
7216	Dry-cleaning plants, except rug cleaning*	39	4 465	1 732	427	265
Other 721	Laundry and cleaning services, n.e.c.*	27	16 073	5 500	1 340	479
7212	Garment pressing and agents for laundries and dry cleaners	5	(D)	(D)	(D)	(D)
7213	Linen supply*	3	3 695	1 468	387	129
7217	Carpet and upholstery cleaning	9	(D)	(D)	(D)	(D)
7218	Industrial laundries	5	(D)	(D)	(D)	(D)
7214, 9	Other laundry, garment services, including diaper*	5	(D)	(D)	(D)	(D)
722	Photographic studios, portrait	††	††	††	††	15	(D)	(D)	(D)	(D)
723, 4	Beauty and barber shops	††	††	††	††	119	8 819	3 934	906	512
723	Beauty shops	††	††	††	††	98	(D)	(D)	(D)	(D)
724	Barber shops	††	††	††	††	21	(D)	(D)	(D)	(D)
725	Shoe repair, shoe shine, and hat-cleaning shops	††	††	††	††	7	(D)	(D)	(D)	(D)
726	Funeral service and crematories	††	††	††	††	31	10 837	2 986	768	203
729	Miscellaneous personal services	††	††	††	††	38	8 810	2 792	741	389

Table 7. Summary Statistics for Firms Subject to Federal Income Tax for Places With 300 Establishments or More: 1982—Con.

[For meaning of abbreviations and symbols, see introductory text. For explanation of terms and comparability of 1977 and 1982 censuses, see appendix A. For information on geographic areas followed by Δ, see appendix F]

SIC code	Geographic area and kind of business or operation	All establishments				Establishments with payroll				
		Number	Receipts (\$1,000)	Unincorporated businesses or operations		Number	Receipts (\$1,000)	Annual payroll (\$1,000)	First quarter payroll (\$1,000)	Paid employees for pay period including March 12 (number)
				Individual proprietorships (number)	Partnerships (number)					
TOLEDO—Con.										
73	Business services	††	††	††	††	328	125 740	62 662	15 297	6 719
731	Advertising	††	††	††	††	17	5 456	2 675	813	122
7311	Advertising agencies	13	(D)	(D)	(D)	(D)
7312	Outdoor advertising services	2	(D)	(D)	(D)	(D)
7313	Radio, TV, publishers' advertising representatives	1	(D)	(D)	(D)	(D)
7319	Advertising, n.e.c.	1	(D)	(D)	(D)	(D)
734	Services to dwellings and other buildings	††	††	††	††	60	21 977	14 333	3 232	2 111
7341	Window cleaning	3	(D)	(D)	(D)	(D)
7342	Disinfecting and exterminating services	9	(D)	(D)	(D)	(D)
7349	Cleaning and maintenance services, n.e.c.	48	19 925	13 374	3 032	2 045
737	Computer and data processing services	††	††	††	††	28	8 094	3 691	814	219
7372	Computer programming and other software services	8	(D)	(D)	(D)	(D)
7374	Data processing services	14	4 707	2 145	490	157
7379	Computer related services, n.e.c.	6	(D)	(D)	(D)	(D)
7392	Management, consulting, and public relations services	††	††	††	††	38	13 087	4 748	1 105	305
7394	Equipment rental and leasing services	††	††	††	††	27	6 844	1 683	461	132
Other 73	Other business services	††	††	††	††	158	70 282	35 532	8 872	3 830
732	Credit reporting, collection agencies	16	(D)	(D)	(D)	(D)
7331	Direct mail advertising services	7	5 349	1 935	461	206
7332	Blueprinting and photocopying services	7	1 158	274	59	25
7333	Commercial photography, art, and graphics	15	6 883	3 372	915	163
7339	Stenographic services; and reproduction services, n.e.c.	6	(D)	(D)	(D)	(D)
736	Personnel supply services	38	11 717	8 118	2 153	1 099
7361	Employment agencies	20	(D)	(D)	(D)	(D)
7362	Help supply services	18	(D)	(D)	(D)	(D)
7369	Facilities management services	-	(D)	(D)	(D)	(D)
7391	Research and development laboratories	2	(D)	(D)	(D)	(D)
7397	Testing laboratories and facilities	4	(D)	(D)	(D)	(D)
7393	Detective agencies and protective services	22	22 514	14 169	3 458	1 623
7395	Photofinishing laboratories	4	(D)	(D)	(D)	(D)
7399 pt.	Sign painting shops	3	(D)	(D)	(D)	(D)
7399 pt.	Interior designing	3	(D)	(D)	(D)	(D)
7399 pt.	Telephone answering services	5	1 595	428	85	48
735, 7396, 7399 pt.	Other business services, n.e.c.	26	4 372	1 860	464	192
75	Automotive repair, services, and garages	††	††	††	††	230	61 139	13 157	2 964	1 039
751	Automotive rental and leasing, without drivers	††	††	††	††	20	22 805	2 857	705	179
752	Automobile parking	††	††	††	††	51	2 675	595	151	97
7523	Parking lots	45	1 707	336	86	67
7525	Parking structures	6	968	259	65	30
753	Automotive repair shops	††	††	††	††	134	31 839	8 656	1 863	575
7538	General automotive repair shops	55	13 285	3 548	716	230
7538 pt.	General automotive repair shops, except diesel	52	(D)	(D)	(D)	(D)
7538 pt.	Diesel repair shops	3	(D)	(D)	(D)	(D)
7531	Top and body repair shops	††	††	††	††	26	4 540	1 184	285	99
7534, 5, 9	Other automotive repair shops	††	††	††	††	53	14 014	3 924	862	246
7534	Tire retreading and repair shops	1	(D)	(D)	(D)	(D)
7535	Paint shops	6	1 338	446	81	30
7539 pt.	Auto electrical and fuel system services	4	(D)	(D)	(D)	(D)
7539 pt.	Radiator repair	6	(D)	(D)	(D)	(D)
7539 pt.	Glass replacement and repair	5	1 223	414	98	18
7539 pt.	Brake, front end, and wheel alignment	5	1 109	382	84	28
7539 pt.	Exhaust system services (muffler shops)	16	3 877	875	146	55
7539 pt.	Transmission repair shops	8	3 713	960	218	56
7539 pt.	Other automotive repair shops, n.e.c.	2	(D)	(D)	(D)	(D)
754	Automotive services, except repair	††	††	††	††	25	3 820	1 049	245	188
7542	Car washes	16	1 782	640	154	148
7549	Other automotive services	9	2 038	409	91	40
76	Miscellaneous repair services	††	††	††	††	116	29 358	10 527	2 602	705
762	Electrical and electronic repair shops	††	††	††	††	49	(D)	(D)	(D)	(D)
7622	Radio and TV repair shops	18	(D)	(D)	(D)	(D)
7623, 9	Other electrical and electronic repair shops	31	5 917	2 362	548	142
7623	Refrigeration and air-conditioning repair shops	7	728	206	48	16
7629	Electrical and electronic repair shops, n.e.c.	24	5 189	2 156	500	126
764	Reupholstery and furniture repair	††	††	††	††	9	(D)	(D)	(D)	(D)
763, 9	Other repair shops and related services	††	††	††	††	58	18 501	6 621	1 682	429
763	Watch, clock, and jewelry repair	5	506	131	42	18
769	Miscellaneous repair and related services	53	17 995	6 490	1 640	411
7692	Welding repair	8	(D)	(D)	(D)	(D)
7694	Armature rewinding shops	2	(D)	(D)	(D)	(D)
7699	Repair shops and related services, n.e.c.	43	12 407	4 270	1 042	282

Table 7. Summary Statistics for Firms Subject to Federal Income Tax for Places With 300 Establishments or More: 1982—Con.

[For meaning of abbreviations and symbols, see introductory text. For explanation of terms and comparability of 1977 and 1982 censuses, see appendix A. For information on geographic areas followed by Δ, see appendix F]

SIC code	Geographic area and kind of business or operation	All establishments				Establishments with payroll				
		Number	Receipts (\$1,000)	Unincorporated businesses or operations		Number	Receipts (\$1,000)	Annual payroll (\$1,000)	First quarter payroll (\$1,000)	Paid employees for pay period including March 12 (number)
				Individual proprietorships (number)	Partnerships (number)					
TOLEDO—Con.										
78, 79	Amusement and recreation services, including motion pictures..	††	††	††	††	92	30 585	7 098	1 550	981
781, 2	Motion picture production, distribution, and services	††	††	††	††	3	(D)	(D)	(D)	(D)
783	Motion picture theaters.....	††	††	††	††	11	6 317	891	197	149
7832	Motion picture theaters, except drive-in	††	††	††	††	10	(D)	(D)	(D)	(D)
7833	Drive-in motion picture theaters	**	**	**	**	1	(D)	(D)	(D)	(D)
792	Producers, orchestras, and entertainers	††	††	††	††	10	(D)	(D)	(D)	(D)
7922	Theatrical producers (except motion picture) and miscellaneous theatrical services	**	**	**	**	4	(D)	(D)	(D)	(D)
7929	Bands, orchestras, actors, and other entertainers and entertainment groups	**	**	**	**	6	(D)	(D)	(D)	(D)
793	Bowling alleys and billiards and pool establishments	††	††	††	††	18	6 797	2 006	569	314
7932	Billiard and pool establishments.....	††	††	††	††	1	(D)	(D)	(D)	(D)
7933	Bowling alleys.....	††	††	††	††	17	(D)	(D)	(D)	(D)
79 ex. 792, 3	Commercial sports and other amusement and recreation services ..	††	††	††	††	50	14 954	3 903	701	459
794	Commercial sports.....	††	††	††	††	6	(D)	(D)	(D)	(D)
7941	Professional sports clubs, managers, promoters	††	††	††	††	2	(D)	(D)	(D)	(D)
7948	Racing, including track operation	††	††	††	††	4	(D)	(D)	(D)	(D)
79 ex. 792, 3, 4	Other amusement and recreation services	††	††	††	††	44	(D)	(D)	(D)	(D)
791	Dance halls, studios, and schools	**	**	**	**	9	564	140	40	45
7992	Public golf courses	**	**	**	**	1	(D)	(D)	(D)	(D)
7993	Coin-operated amusement device operators	**	**	**	**	13	(D)	(D)	(D)	(D)
7996	Amusement parks	**	**	**	**	-	-	-	-	-
7997	Membership sports and recreation clubs	**	**	**	**	6	2 608	885	162	92
7999	Amusement and recreation services, n.e.c.	**	**	**	**	15	1 560	426	85	76
7999 pt.	Concession operators of amusement devices, rides	**	**	**	**	2	(D)	(D)	(D)	(D)
7999 pt.	Carnivals, circuses, and fairs.....	**	**	**	**	-	(D)	(D)	(D)	(D)
7999 pt.	Other commercial recreation and amusements.....	**	**	**	**	13	(D)	(D)	(D)	(D)
80, ex. 806	Health services, except hospitals	††	††	††	††	575	215 948	117 199	28 533	4 865
801	Offices of physicians.....	††	††	††	††	283	121 532	72 033	18 403	1 711
802	Offices of dentists	††	††	††	††	145	25 359	10 403	2 371	670
803	Offices of osteopathic physicians.....	††	††	††	††	19	4 510	2 480	598	95
8041	Offices of chiropractors	††	††	††	††	13	1 372	353	104	35
8042	Offices of optometrists	††	††	††	††	24	4 893	1 148	238	80
805	Nursing and personal care facilities.....	††	††	††	††	23	24 842	12 551	2 973	1 496
8049, 807, 8, 9	Other health services	††	††	††	††	68	33 440	18 231	3 846	778
807	Medical and dental laboratories	††	††	††	††	22	7 243	2 942	808	222
8071	Medical laboratories	††	††	††	††	11	4 801	1 793	512	129
8072	Dental laboratories	††	††	††	††	11	2 442	1 149	296	93
8049, 808, 9	Other health services, n.e.c.	††	††	††	††	46	26 197	15 289	3 038	556
81	Legal services.....	††	††	††	††	209	49 795	15 451	3 493	891
823, 4, 9	Selected educational services.....	††	††	††	††	12	3 102	1 226	277	94
823	Libraries and information centers.....	**	**	**	**	-	-	-	-	-
824	Correspondence schools and vocational schools.....	**	**	**	**	7	2 398	1 095	243	78
829	Schools and educational services, n.e.c.	**	**	**	**	5	704	131	34	16
891	Engineering, architectural, and surveying services	††	††	††	††	66	54 205	30 898	7 694	1 173
891 pt.	Architectural services	**	**	**	**	14	5 339	2 351	523	111
891 pt.	Engineering services	**	**	**	**	46	48 127	28 226	7 104	1 038
891 pt.	Surveying services.....	**	**	**	**	6	739	321	67	24
893	Accounting, auditing, and bookkeeping services	††	††	††	††	72	26 692	10 196	2 539	572
83, 892, 9	Social and other services	††	††	††	††	35	2 750	954	251	181
83	Social services	**	**	**	**	31	(D)	(D)	(D)	(D)
835	Child day care services	**	**	**	**	21	1 712	613	170	137
832, 3, 6, 9	Other social services.....	**	**	**	**	10	(D)	(D)	(D)	(D)
892, 9	Other services	**	**	**	**	4	(D)	(D)	(D)	(D)

Table 7. Summary Statistics for Firms Subject to Federal Income Tax for Places With 300 Establishments or More: 1982—Con.

[For meaning of abbreviations and symbols, see introductory text. For explanation of terms and comparability of 1977 and 1982 censuses, see appendix A. For information on geographic areas followed by Δ, see appendix F]

SIC code	Geographic area and kind of business or operation	All establishments				Establishments with payroll				
		Number	Receipts (\$1,000)	Unincorporated businesses or operations		Number	Receipts (\$1,000)	Annual payroll (\$1,000)	First quarter payroll (\$1,000)	Paid employees for pay period including March 12 (number)
				Individual proprietorships (number)	Partnerships (number)					
	WARREN									
	Total	††	††	††	††	472	114 375	48 092	14 132	3 450
70	Hotels, motels, and other lodging places	††	††	††	††	8	4 014	1 295	310	205
7011	Hotels, motor hotels, and motels.....	††	††	††	††	6	(D)	(D)	(D)	(D)
7011 pt.	Hotels.....	††	††	††	††	1	(D)	(D)	(D)	(D)
7011 pt.	Motels, motor hotels, and tourist courts.....	††	††	††	††	5	(D)	(D)	(D)	(D)
702, 3, 4	Other lodging places.....	††	††	††	††	2	(D)	(D)	(D)	(D)
72	Personal services	††	††	††	††	65	5 750	1 900	429	270
721	Laundry, cleaning, and garment services.....	††	††	††	††	16	1 689	600	147	97
7215	Coin-operated laundries and dry cleaning.....	††	††	††	††	2	(D)	(D)	(D)	(D)
721 ex.	Other laundry, cleaning, and garment services.....	††	††	††	††	14	(D)	(D)	(D)	(D)
7215	Power laundries, family and commercial*.....	**	**	**	**	2	(D)	(D)	(D)	(D)
7216	Dry-cleaning plants, except rug cleaning*.....	**	**	**	**	9	645	200	49	39
Other 721	Laundry and cleaning services, n.e.c.*.....	**	**	**	**	3	(D)	(D)	(D)	(D)
722	Photographic studios, portrait.....	††	††	††	††	2	(D)	(D)	(D)	(D)
723, 4	Beauty and barber shops.....	††	††	††	††	35	1 783	800	180	119
723	Beauty shops.....	††	††	††	††	32	(D)	(D)	(D)	(D)
724	Barber shops.....	††	††	††	††	3	(D)	(D)	(D)	(D)
725	Shoe repair, shoe shine, and hat-cleaning shops.....	††	††	††	††	-	-	-	-	-
726	Funeral service and crematories.....	††	††	††	††	7	1 946	391	78	42
729	Miscellaneous personal services.....	††	††	††	††	5	(D)	(D)	(D)	(D)
73	Business services	††	††	††	††	38	15 819	7 079	1 828	734
731	Advertising.....	††	††	††	††	2	(D)	(D)	(D)	(D)
734	Services to dwellings and other buildings.....	††	††	††	††	9	789	381	94	60
737	Computer and data processing services.....	††	††	††	††	3	(D)	(D)	(D)	(D)
7392	Management, consulting, and public relations services.....	††	††	††	††	1	(D)	(D)	(D)	(D)
7394	Equipment rental and leasing services.....	††	††	††	††	4	1 050	253	72	21
Other 73	Other business services.....	††	††	††	††	19	11 057	5 527	1 439	607
75	Automotive repair, services, and garages	††	††	††	††	40	13 776	3 267	864	250
751	Automotive rental and leasing, without drivers.....	††	††	††	††	4	690	82	16	5
752	Automobile parking.....	††	††	††	††	-	-	-	-	-
753	Automotive repair shops.....	††	††	††	††	30	12 614	3 022	800	208
7538	General automotive repair shops.....	††	††	††	††	9	1 318	338	82	34
7531	Top and body repair shops.....	††	††	††	††	11	5 290	1 194	349	83
7534, 5, 9	Other automotive repair shops.....	††	††	††	††	10	6 016	1 490	369	91
754	Automotive services, except repair.....	††	††	††	††	6	472	163	48	37
76	Miscellaneous repair services	††	††	††	††	11	2 414	830	184	76
762	Electrical and electronic repair shops.....	††	††	††	††	2	(D)	(D)	(D)	(D)
7622	Radio and TV repair shops.....	††	††	††	††	1	(D)	(D)	(D)	(D)
7623, 9	Other electrical and electronic repair shops.....	††	††	††	††	1	(D)	(D)	(D)	(D)
764	Reupholstery and furniture repair.....	††	††	††	††	3	(D)	(D)	(D)	(D)
763, 9	Other repair shops and related services.....	††	††	††	††	6	2 000	687	159	61
78, 79	Amusement and recreation services, including motion pictures	††	††	††	††	16	3 524	1 284	280	179
781, 2	Motion picture production, distribution, and services.....	††	††	††	††	-	-	-	-	-
783	Motion picture theaters.....	††	††	††	††	2	(D)	(D)	(D)	(D)
792	Producers, orchestras, and entertainers.....	††	††	††	††	1	(D)	(D)	(D)	(D)
793	Bowling alleys and billiards and pool establishments.....	††	††	††	††	3	(D)	(D)	(D)	(D)
79 ex. 792, 3	Commercial sports and other amusement and recreation services.....	††	††	††	††	10	(D)	(D)	(D)	(D)
80, ex. 806	Health services, except hospitals	††	††	††	††	213	56 295	28 092	9 188	1 392
801	Offices of physicians.....	††	††	††	††	111	33 094	18 235	6 717	550
802	Offices of dentists.....	††	††	††	††	51	8 872	3 518	886	228
803	Offices of osteopathic physicians.....	††	††	††	††	14	3 511	1 935	494	66
8041	Offices of chiropractors.....	††	††	††	††	4	427	168	40	8
8042	Offices of optometrists.....	††	††	††	††	9	1 244	321	134	29
805	Nursing and personal care facilities.....	††	††	††	††	6	7 012	3 132	728	453
8049, 807, 8, 9	Other health services.....	††	††	††	††	18	2 135	783	189	58
81	Legal services	††	††	††	††	51	7 336	2 051	472	160
823, 4, 9	Selected educational services	††	††	††	††	4	(D)	(D)	(D)	(D)
891	Engineering, architectural, and surveying services	††	††	††	††	10	1 880	1 019	268	63
893	Accounting, auditing, and bookkeeping services	††	††	††	††	12	3 168	1 150	277	84
83, 892, 9	Social and other services	††	††	††	††	4	(D)	(D)	(D)	(D)
83	Social services.....	**	**	**	**	4	(D)	(D)	(D)	(D)
892, 9	Other services.....	**	**	**	**	-	-	-	-	-

Table 7. Summary Statistics for Firms Subject to Federal Income Tax for Places With 300 Establishments or More: 1982—Con.

[For meaning of abbreviations and symbols, see introductory text. For explanation of terms and comparability of 1977 and 1982 censuses, see appendix A. For information on geographic areas followed by Δ, see appendix F]

SIC code	Geographic area and kind of business or operation	All establishments				Establishments with payroll				
		Number	Receipts (\$1,000)	Unincorporated businesses or operations		Number	Receipts (\$1,000)	Annual payroll (\$1,000)	First quarter payroll (\$1,000)	Paid employees for pay period including March 12 (number)
				Individual proprietorships (number)	Partnerships (number)					
	YOUNGSTOWN									
	Total	††	††	††	††	698	208 857	87 585	23 576	5 988
70	Hotels, motels, and other lodging places	††	††	††	††	5	1 842	500	127	92
7011	Hotels, motor hotels, and motels.....	††	††	††	††	3	(D)	(D)	(D)	(D)
7011 pt.	Hotels.....	††	††	††	††	1	(D)	(D)	(D)	(D)
7011 pt.	Motels, motor hotels, and tourist courts.....	††	††	††	††	2	(D)	(D)	(D)	(D)
702, 3, 4	Other lodging places.....	††	††	††	††	2	(D)	(D)	(D)	(D)
72	Personal services	††	††	††	††	80	25 669	9 789	2 047	1 011
721	Laundry, cleaning, and garment services.....	††	††	††	††	25	16 676	7 038	1 446	682
7215	Coin-operated laundries and dry cleaning.....	††	††	††	††	2	(D)	(D)	(D)	(D)
721 ex.	Other laundry, cleaning, and garment services.....	††	††	††	††	23	(D)	(D)	(D)	(D)
7215	Power laundries, family and commercial*.....	-	-	-	-	-
7211	Dry-cleaning plants, except rug cleaning*.....	15	(D)	(D)	(D)	(D)
7216	Laundry and cleaning services, n.e.c.*.....	8	(D)	(D)	(D)	(D)
Other 721										
722	Photographic studios, portrait.....	††	††	††	††	3	(D)	(D)	(D)	(D)
723, 4	Beauty and barber shops.....	††	††	††	††	26	1 853	877	206	119
723	Beauty shops.....	††	††	††	††	23	1 679	786	187	110
724	Barber shops.....	††	††	††	††	3	174	91	19	9
725	Shoe repair, shoe shine, and hat-cleaning shops.....	††	††	††	††	1	(D)	(D)	(D)	(D)
726	Funeral service and crematories.....	††	††	††	††	16	3 394	820	189	81
729	Miscellaneous personal services.....	††	††	††	††	9	(D)	(D)	(D)	(D)
73	Business services	††	††	††	††	83	22 789	9 711	2 378	1 143
731	Advertising.....	††	††	††	††	7	2 655	601	134	34
734	Services to dwellings and other buildings.....	††	††	††	††	17	3 052	1 832	477	327
737	Computer and data processing services.....	††	††	††	††	5	3 683	1 355	345	71
7392	Management, consulting, and public relations services.....	††	††	††	††	6	2 042	929	199	46
7394	Equipment rental and leasing services.....	††	††	††	††	4	418	94	20	10
Other 73	Other business services.....	††	††	††	††	44	10 939	4 900	1 203	655
75	Automotive repair, services, and garages	††	††	††	††	71	15 209	3 848	916	357
751	Automotive rental and leasing, without drivers.....	††	††	††	††	10	4 254	597	128	54
752	Automobile parking.....	††	††	††	††	12	(D)	(D)	(D)	(D)
753	Automotive repair shops.....	††	††	††	††	41	9 730	2 926	713	244
7538	General automotive repair shops.....	††	††	††	††	14	3 233	1 004	226	85
7531	Top and body repair shops.....	††	††	††	††	17	2 851	969	230	80
7534, 5, 9	Other automotive repair shops.....	††	††	††	††	10	3 646	953	257	79
754	Automotive services, except repair.....	††	††	††	††	8	(D)	(D)	(D)	(D)
76	Miscellaneous repair services	††	††	††	††	26	10 700	3 139	860	198
762	Electrical and electronic repair shops.....	††	††	††	††	9	3 868	1 074	269	74
7622	Radio and TV repair shops.....	††	††	††	††	4	465	167	38	14
7623, 9	Other electrical and electronic repair shops.....	††	††	††	††	5	3 403	907	231	60
764	Reupholstery and furniture repair.....	††	††	††	††	5	393	94	19	14
763, 9	Other repair shops and related services.....	††	††	††	††	12	6 439	1 971	572	110
78, 79	Amusement and recreation services, including motion pictures	††	††	††	††	32	10 637	2 583	550	303
781, 2	Motion picture production, distribution, and services.....	††	††	††	††	2	(D)	(D)	(D)	(D)
783	Motion picture theaters.....	††	††	††	††	3	(D)	(D)	(D)	(D)
792	Producers, orchestras, and entertainers.....	††	††	††	††	-	-	-	-	-
793	Bowling alleys and billiards and pool establishments.....	††	††	††	††	8	1 322	442	121	79
79 ex. 792, 3	Commercial sports and other amusement and recreation services.....	††	††	††	††	19	7 565	1 652	310	170
80, ex. 806	Health services, except hospitals	††	††	††	††	242	87 395	43 111	13 246	1 939
801	Offices of physicians.....	††	††	††	††	138	60 987	31 458	10 460	850
802	Offices of dentists.....	††	††	††	††	44	6 261	2 666	692	170
803	Offices of osteopathic physicians.....	††	††	††	††	17	5 476	2 780	702	97
8041	Offices of chiropractors.....	††	††	††	††	4	766	168	35	21
8042	Offices of optometrists.....	††	††	††	††	6	867	100	21	16
805	Nursing and personal care facilities.....	††	††	††	††	13	10 188	4 657	1 047	597
8049, 807, 8, 9	Other health services.....	††	††	††	††	20	2 850	1 282	289	188
81	Legal services	††	††	††	††	101	18 831	7 781	1 726	399
823, 4, 9	Selected educational services	††	††	††	††	7	2 856	1 106	247	110
891	Engineering, architectural, and surveying services	††	††	††	††	13	4 048	1 921	506	105
893	Accounting, auditing, and bookkeeping services	††	††	††	††	23	7 554	3 548	840	221
83, 892, 9	Social and other services	††	††	††	††	15	1 327	548	133	110
83	Social services.....	14	(D)	(D)	(D)	(D)
892, 9	Other services.....	1	(D)	(D)	(D)	(D)

Placed for Places With 2,500 Inhabitants

Table 8. Summary Statistics for Firms Subject to Federal Income Tax for Counties and for Places With 2,500 Inhabitants or More: 1982

[For meaning of abbreviations and symbols, see introductory text. For explanation of terms and comparability of 1977 and 1982 censuses, see appendix A. For information on geographic areas followed by Δ, see appendix F.]

Geographic area	All establishments			Establishments with payroll										Selected kind-of-business or operation groups				Legal services (SIC 81)			
	Num-ber	Receipts (\$1,000)	Unincorporated businesses or operations	Individual proprietorships (no.)		Partnerships (no.)	Num-ber	Receipts (\$1,000)	Annual payroll (\$1,000)	First quarter payroll (\$1,000)	Paid employees for pay period including March 12 (no.)	Hotels, motels, and other lodging places (SIC 70)		Automotive repair, services, and garages (SIC 75)		Amusement and recreation services, including motion pictures (SIC 78, 79)		Health services, except hospitals (SIC 80, ex. 806)		Num-ber	Receipts (\$1,000)
				Num-ber	Receipts (\$1,000)							Num-ber	Receipts (\$1,000)	Num-ber	Receipts (\$1,000)	Num-ber	Receipts (\$1,000)	Num-ber	Receipts (\$1,000)		
Ohio	11	15 514 605	52 092	1 475 379	450 846	1 059	697 620	5 039	1 330 697	2 889	1 101 932	15 692	4 397 500	4 407	1 038 195						
Adams County	1	5 545	19	1 520	199	-	(D)	3	197	5	343	16	2 600	5	732						
West Union	1	1 953	19	613	89	-	(D)	1	(D)	4	5	5	804	1	(D)						
Balance of county	1	3 592	30	907	110	-	(D)	2	(D)	1	(D)	11	1 726	4	(D)						
Allen County	1	121 003	542	50 475	3 777	16	(D)	47	8 768	32	(D)	165	49 781	51	5 212						
Blairton (part) Δ	1	6 009	26	(D)	(D)	1	(D)	1	(D)	2	(D)	7	986	2	(D)						
Delphos (part) Δ	1	1 456	5	1 456	14	1	(D)	1	(D)	1	(D)	5	(D)	3	(D)						
Fort Shawnee	1	1 337	4	1 337	63	6	(D)	3	(D)	2	(D)	4	324	1	(D)						
Lima	1	75 341	330	34 369	2 124	7	3 107	26	4 023	6	(D)	118	37 786	45	4 878						
Balance of county	1	192	192	(D)	(D)	16	(D)	16	3 788	21	4 927	31	(D)	-	(D)						
Ashland County	1	28 689	195	10 136	997	5	879	19	2 232	22	3 036	69	(D)	17	2 253						
Ashland	1	21 481	140	7 850	690	1	(D)	14	(D)	9	1 964	52	8 992	14	(D)						
Loudonville (part) Δ	1	(D)	27	(D)	(D)	4	(D)	3	446	2	(D)	14	(D)	2	(D)						
Balance of county	1	(D)	28	(D)	(D)	1	(D)	2	(D)	11	(D)	3	(D)	1	(D)						
Ashtabula County	1	69 014	421	26 036	2 490	20	3 908	35	3 900	38	7 287	122	31 413	32	(D)						
Ashtabula	1	28 730	165	11 564	900	2	(D)	14	1 476	9	1 443	52	13 735	16	(D)						
Conneaut	1	9 395	63	3 434	787	2	(D)	3	312	6	999	22	4 760	6	(D)						
Geneva	1	13 788	58	5 614	599	1	(D)	4	612	4	493	22	9 244	6	395						
Jefferson	1	2 797	33	861	84	1	(D)	3	(D)	2	(D)	11	1 087	4	390						
North Kingsville	1	460	5	114	29	-	(D)	-	-	1	(D)	2	(D)	-	(D)						
Balance of county	1	13 844	97	4 449	1 094	15	2 816	11	(D)	16	3 856	13	(D)	2	(D)						
Athens County	1	31 925	179	12 820	1 210	8	1 080	11	1 301	9	1 059	66	(D)	17	2 796						
Athens	1	24 354	124	10 045	1 967	5	(D)	8	971	6	920	47	9 526	14	2 539						
Nelsonville	1	1 577	21	337	68	3	(D)	2	(D)	2	(D)	7	527	3	(D)						
Balance of county	1	5 994	34	2 438	608	1	(D)	1	(D)	1	(D)	12	(D)	-	(D)						
Auglaize County	1	32 734	166	9 800	2 247	4	(D)	21	4 287	17	1 850	49	11 291	14	1 587						
Minster	1	2 538	11	890	119	3	(D)	3	(D)	6	2 092	6	2 092	5	(D)						
St. Marys	1	8 173	53	2 851	682	2	(D)	4	(D)	4	260	20	4 612	5	(D)						
Wapakoneta	1	11 674	55	3 801	857	2	(D)	7	823	8	1 028	13	2 823	7	(D)						
Balance of county	1	10 349	47	2 258	501	-	(D)	7	(D)	8	1 028	10	1 764	2	(D)						
Belmont County	1	40 316	241	14 826	3 524	12	5 403	16	1 507	16	3 129	81	16 796	25	4 789						
Barnesville	1	5 053	22	2 483	557	2	(D)	1	(D)	1	(D)	9	4 206	1	(D)						
Bellaire	1	6 321	33	2 698	666	1	(D)	3	(D)	2	(D)	13	3 760	4	900						
Bridgeport	1	2 129	21	640	241	1	(D)	-	(D)	8	1 238	8	2 129	3	(D)						
Martins Ferry	1	5 704	46	1 888	188	3	(D)	3	(D)	3	(D)	17	2 404	4	914						
St. Clairsville	1	11 963	68	3 337	765	5	(D)	2	(D)	2	(D)	17	1 667	9	2 113						
Shadyside	1	604	10	1 655	143	4	(D)	1	(D)	1	333	6	2 188	1	(D)						
Balance of county	1	7 491	41	2 750	612	4	(D)	6	573	6	812	11	2 188	3	(D)						
Brown County	1	9 964	83	3 418	723	4	323	8	770	9	777	22	4 743	7	1 230						
Georgetown	1	4 073	32	1 419	278	1	(D)	1	(D)	2	(D)	12	2 002	5	(D)						
Balance of county	1	5 911	51	1 999	445	4	323	7	(D)	7	(D)	10	2 741	2	(D)						
Butler County	1	248 673	1 003	95 487	22 194	15	5 575	112	28 711	61	15 891	303	84 038	79	11 165						
Fairfield (part) Δ	1	170	3	(D)	(D)	3	1 630	20	6 323	9	2 041	56	25 021	7	359						
Hamilton	1	63 542	311	25 606	6 178	1	(D)	36	5 469	16	4 642	102	25 021	34	6 242						
Middletown	1	60 838	273	23 358	5 462	5	(D)	24	3 437	9	1 389	86	23 953	30	4 195						
Monroe (part) Δ	1	(D)	13	(D)	(D)	-	(D)	2	(D)	2	(D)	5	619	1	(D)						
New Miami	1	(D)	2	(D)	(D)	-	(D)	1	(D)	1	(D)	-	-	-	(D)						
Oxford	1	7 915	62	3 136	656	1	(D)	5	447	5	(D)	17	2 885	4	272						
Trenton	1	1 165	16	475	111	3	(D)	-	(D)	1	(D)	6	585	2	(D)						
Balance of county	1	64 395	156	25 277	5 773	3	(D)	24	(D)	21	7 345	31	(D)	1	(D)						
Carroll County	1	11 489	75	3 649	731	5	(D)	10	1 450	7	499	21	3 590	5	522						
Carrollton	1	6 345	7	1 937	400	2	(D)	3	(D)	3	(D)	20	(D)	5	522						
Minerva (part) Δ	1	(D)	7	(D)	(D)	3	(D)	7	(D)	1	(D)	1	(D)	-	(D)						
Balance of county	1	(D)	18	(D)	(D)	3	(D)	7	(D)	3	(D)	1	(D)	-	(D)						

Table 8. Summary Statistics for Firms Subject to Federal Income Tax for Counties and for Places With 2,500 Inhabitants or More: 1982—Con.

[For meaning of abbreviations and symbols, see introductory text. For explanation of terms and comparability of 1977 and 1982 censuses, see appendix A. For information on geographic areas followed by Δ, see appendix F]

Geographic area	All establishments			Establishments with payroll										Selected kind-of-business or operation groups		
	Num-ber	Receipts (\$1,000)	Unincorporated businesses or operations	Total		Paid for pay-employees including March 12 (no.)	Hotels, motels, and other lodging places (SIC 70)		Automotive repair, services, and garages (SIC 75)		Amusement and recreation services, including motion pictures (SIC 78, 79)		Health services, except hospitals (SIC 80, ex. 806)		Legal services (SIC 81)	
				Num-ber	Receipts (\$1,000)		Num-ber	Receipts (\$1,000)	Num-ber	Receipts (\$1,000)	Num-ber	Receipts (\$1,000)	Num-ber	Receipts (\$1,000)	Num-ber	Receipts (\$1,000)
Ohio—Con.																
Champaign County	103	15 280	††	4 882	1 165	478	1	(D)	7	454	13	1 712	32	7 031	12	785
Urbania	73	11 359	††	3 992	966	373	1	(D)	2	(D)	5	1 074	27	5 898	11	(D)
Balance of county	30	3 921	††	890	199	105	-	-	5	(D)	8	638	5	1 133	1	(D)
Clark County	621	131 615	††	53 201	12 906	4 897	12	(D)	76	10 837	37	6 476	199	51 659	41	7 463
Enon	14	747	††	251	53	34	-	-	1	(D)	2	(D)	3	406	-	(D)
New Carlisle	42	6 589	††	2 485	678	226	1	(D)	6	522	12	178	12	4 176	1	(D)
Springfield	460	101 788	††	43 832	10 597	3 937	7	3 248	46	5 830	18	3 046	164	41 517	39	(D)
Balance of county	105	22 511	††	6 633	1 578	700	4	2 973	23	(D)	13	(D)	20	5 560	1	(D)
Clermont County	390	96 366	††	36 415	8 371	2 669	7	1 158	40	4 610	22	(D)	93	22 620	38	3 055
Loveland (part) Δ	10	(D)	††	(D)	(D)	(D)	-	-	3	(D)	1	(D)	1	(D)	-	(D)
Milford (part) Δ	91	(D)	††	(D)	(D)	(D)	-	-	7	867	5	884	27	4 146	8	669
New Richmond	10	1 217	††	479	94	50	2	(D)	1	(D)	-	(D)	3	623	-	(D)
Balance of county	279	82 971	††	31 568	7 300	2 229	5	(D)	29	3 384	16	(D)	62	(D)	30	2 386
Clinton County	129	18 310	††	6 469	1 492	694	7	899	9	1 135	7	806	41	(D)	16	1 518
Bianchester	18	2 036	††	646	158	108	-	-	2	(D)	2	(D)	4	1 066	3	(D)
Sabina	1	441	††	64	160	82	-	-	1	(D)	4	646	5	1 305	1	(D)
Wilmington	86	12 695	††	4 669	1 043	434	3	(D)	6	784	4	(D)	29	6 625	12	1 302
Balance of county	17	2 138	††	510	131	70	4	(D)	-	-	-	(D)	3	(D)	-	(D)
Columbiana County	443	75 416	††	30 801	6 969	2 751	13	3 326	42	7 328	37	4 577	138	33 698	44	3 917
Columbiana (part) Δ	39	4 478	††	1 803	406	192	3	(D)	3	331	13	331	13	1 419	4	311
East Liverpool	113	20 643	††	9 045	1 884	735	4	(D)	8	551	6	495	42	12 272	11	1 312
East Palestine	28	4 543	††	1 533	368	147	-	-	3	106	1	(D)	9	1 106	3	388
Lisbon	43	7 371	††	2 240	540	212	3	93	6	2 179	2	(D)	1	3 189	8	680
Mirevna (part) Δ	1	(D)	††	(D)	(D)	(D)	-	-	-	-	-	-	-	-	-	(D)
Salem	120	22 076	††	9 434	2 178	735	1	(D)	6	933	5	(D)	42	10 327	14	1 044
Wellsville	18	2 026	††	624	118	73	-	-	3	349	5	363	5	868	2	(D)
Balance of county	81	(D)	††	(D)	(D)	(D)	5	(D)	13	1 700	20	3 136	16	4 437	2	(D)
Coshocton County	122	20 578	††	6 758	1 570	704	4	671	14	4 717	7	1 147	38	(D)	11	1 563
Coshocton	105	16 646	††	4 899	1 135	524	4	671	11	4 307	3	(D)	34	6 207	11	1 563
Balance of county	17	3 932	††	1 859	435	180	-	-	3	410	4	(D)	4	(D)	-	(D)
Crawford County	185	32 488	††	11 201	2 594	1 141	4	1 526	17	2 659	12	1 633	70	13 981	14	2 547
Bucyrus	75	13 941	††	4 736	1 138	543	1	(D)	4	(D)	4	786	27	4 434	6	1 220
Crestline (part) Δ	26	(D)	††	(D)	(D)	(D)	-	-	4	147	3	(D)	13	(D)	1	(D)
Gallion	68	13 106	††	5 103	1 195	457	2	(D)	6	1 761	2	(D)	28	7 331	7	(D)
Balance of county	16	(D)	††	(D)	(D)	(D)	-	-	3	(D)	2	(D)	2	(D)	-	(D)
Cuyahoga County	9 025	3 380 817	††	1 353 287	339 002	89 953	107	119 121	871	306 163	377	178 819	2 618	724 835	749	333 032
Bay Village	53	7 846	††	3 303	965	290	-	-	1	(D)	1	(D)	17	4 021	2	(D)
Beachwood	377	212 177	††	105 744	25 826	5 265	4	6 786	13	6 094	16	11 733	142	47 497	22	3 845
Bedford	94	18 382	††	5 725	1 401	524	1	(D)	27	5 917	4	(D)	22	4 589	3	400
Bedford Heights	65	20 032	††	7 492	1 850	612	2	(D)	10	4 774	3	510	4	2 645	1	(D)
Berea	116	18 738	††	6 593	1 703	627	-	-	14	1 287	4	(D)	25	4 326	7	663
Brecksville	62	9 715	††	3 637	837	276	2	(D)	2	(D)	4	327	18	2 147	3	508
Broadview Heights	55	12 631	††	3 319	834	279	1	(D)	6	838	4	1 046	11	1 364	-	(D)
Brooklyn	47	19 305	††	6 231	1 505	387	8	(D)	8	404	3	916	17	4 404	-	(D)
Brook Park	81	49 717	††	16 237	3 775	1 118	2	(D)	23	21 603	4	2 571	10	2 009	1	(D)
Chagrin Falls	66	12 384	††	5 767	1 455	436	-	-	1	(D)	1	(D)	13	5 179	6	475
Cleveland	3 326	1 651 962	††	675 367	167 136	42 065	37	63 976	410	106 767	109	63 347	619	208 867	564	312 106
Cleveland Heights	292	73 457	††	30 357	7 852	2 575	-	(D)	17	5 984	14	7 060	122	28 182	7	393
East Cleveland	170	12 033	††	5 320	1 211	428	4	(D)	10	1 746	2	(D)	128	6 843	4	181
Euclid	351	90 287	††	37 481	9 772	2 737	5	869	32	9 442	9	1 935	138	41 966	16	1 633
Fairview Park	168	31 842	††	12 921	3 516	814	5	(D)	7	1 478	6	2 928	80	18 978	5	450

Places With 2,500 Inhabitants

Table 8. Summary Statistics for Firms Subject to Federal Income Tax for Counties and for Places With 2,500 Inhabitants or More: 1982—Con.

[For meaning of abbreviations and symbols, see introductory text. For explanation of terms and comparability of 1977 and 1982 censuses, see appendix A. For information on geographic areas followed by Δ, see appendix F.]

Geographic area	All establishments				Establishments with payroll										Selected kind-of-business or operation groups				
	Num-ber	Receipts (\$1,000)	Unincorporated businesses or operations		Num-ber	Receipts (\$1,000)	Annual payroll (\$1,000)	First quarter payroll (\$1,000)	Paid for pay employees including March 12 (no.)	Hotels, motels, and other lodging places (SIC 70)		Automotive repair, services, and garages (SIC 75)		Amusement and recreation services, including motion pictures (SIC 78, 79)		Health services, except hospitals (SIC 80, ex. 806)		Legal services (SIC 81)	
			Individual proprie-torships (no.)	Part-nerships (no.)						Num-ber	Receipts (\$1,000)	Num-ber	Receipts (\$1,000)	Num-ber	Receipts (\$1,000)	Num-ber	Receipts (\$1,000)	Num-ber	Receipts (\$1,000)
Ohio—Con.																			
Cuyahoga County—Con.																			
Garfield Heights.....	127	27 673	11 813	2 845	757	1	(D)	10	1 664	4	133	60	13 581	4	273				
Highland Heights.....	47	9 410	3 800	9 036	282	2	(D)	5	515	2	(D)	9	1 008	2	(D)				
Independence.....	105	102 549	37 823	9 433	2 451	3	7 772	10	1 451	4	1 088	9	1 008	2	298				
Lakewood.....	346	79 829	34 966	8 431	2 248	3	(D)	17	4 191	10	2 420	141	39 218	12	702				
Lyndhurst.....	186	47 430	13 972	4 010	1 091	-	(D)	10	4 080	27	17 757	57	12 442	8	1 246				
Maple Heights.....	166	41 589	16 117	3 874	1 311	1	(D)	16	7 072	7	2 416	76	20 366	1	(D)				
Mayfield.....	29	11 736	4 660	1 247	264	1	(D)	2	(D)	7	(D)	7	(D)	1	(D)				
Mayfield Heights.....	190	50 538	20 680	5 865	1 542	4	6 642	6	2 655	6	2 873	113	30 000	3	(D)				
Middleburg Heights.....	149	55 259	20 277	4 711	1 616	4	(D)	6	2 356	6	1 356	63	16 318	4	429				
Moreland Hills.....	13	5 786	2 743	1 093	73	-	(D)	3	(D)	3	747	5	(D)	1	(D)				
Newburgh Heights.....	2	(D)	(D)	(D)	(D)	1	(D)	1	(D)	1	(D)	1	(D)	1	(D)				
North Olmsted.....	194	72 523	18 527	4 424	1 690	3	887	31	44 046	11	3 351	53	12 724	7	1 335				
North Royalton.....	84	25 611	9 165	2 184	855	2	(D)	16	1 846	2	(D)	13	4 903	2	(D)				
Oakwood.....	15	10 253	3 386	767	246	-	(D)	5	(D)	1	(D)	5	(D)	1	(D)				
Olmsted Falls.....	22	2 940	1 042	296	107	-	(D)	2	(D)	7	986	7	(D)	-	(D)				
Pama.....	443	101 786	44 856	11 500	3 273	4	(D)	38	9 088	20	4 815	208	54 116	8	572				
Park Heights.....	149	37 003	16 573	4 039	1 429	2	(D)	9	1 565	6	626	40	19 000	6	1 012				
Pepper Pike.....	42	14 284	5 015	1 322	221	-	(D)	10	2 309	4	(D)	9	2 607	2	(D)				
Richmond Heights.....	76	13 729	5 241	1 724	342	-	(D)	15	3 528	4	(D)	84	24 843	2	(D)				
Rocky River.....	180	33 360	12 803	3 181	1 043	2	(D)	6	2 726	3	667	32	6 955	2	(D)				
Seven Hills.....	26	2 232	833	210	75	-	(D)	2	1 268	4	(D)	46	12 657	4	209				
Shaker Heights.....	219	58 407	22 751	5 884	1 521	2	(D)	19	9 950	9	2 226	85	9 158	9	763				
Solon.....	123	32 720	14 317	3 758	967	1	(D)	10	2 309	4	924	40	5 451	2	(D)				
South Euclid.....	201	43 395	19 332	5 314	1 089	1	(D)	15	3 528	4	(D)	84	24 843	2	(D)				
Strongsville.....	144	32 611	9 970	3 181	917	10	4 519	7	912	9	1 637	34	5 515	5	289				
University Heights.....	98	25 988	9 926	3 466	652	2	(D)	4	1 268	3	(D)	46	12 657	4	209				
Wadsworth Heights.....	99	59 164	13 331	3 376	688	1	(D)	9	7 310	3	(D)	41	13 970	4	(D)				
Westlake.....	135	43 747	13 998	3 308	1 186	2	(D)	9	2 874	8	1 452	40	9 816	4	(D)				
Balance of county.....	204	(D)	(D)	(D)	(D)	3	(D)	25	10 119	27	30 175	16	4 649	5	471				
Darke County.....	170	26 339	9 533	2 236	866	4	282	25	6 796	12	1 489	50	9 103	11	2 066				
Greenville.....	101	18 020	7 213	1 718	665	3	(D)	4	4 507	12	363	37	7 170	10	(D)				
Balance of county.....	69	8 319	2 320	518	201	1	(D)	16	2 289	8	1 126	13	1 933	1	(D)				
DeLancey County.....	146	26 506	13 918	3 595	1 128	1	(D)	18	3 912	18	5 743	47	15 540	9	(D)				
Delaware.....	105	29 094	11 518	3 046	861	1	(D)	10	2 265	12	4 585	37	13 480	9	(D)				
Hicksville.....	14	2 480	880	200	123	-	(D)	2	(D)	2	(D)	7	(D)	-	(D)				
Balance of county.....	27	4 922	1 520	349	118	-	(D)	6	(D)	4	(D)	3	(D)	-	(D)				
Delaware County.....	202	52 818	25 093	5 899	1 628	4	(D)	19	2 617	14	2 695	61	14 144	18	1 938				
Delaware County.....	129	40 664	19 475	4 838	1 246	2	(D)	9	1 298	7	1 379	41	10 347	15	(D)				
Dublin (part) Δ.....	2	(D)	(D)	(D)	(D)	-	(D)	-	(D)	-	(D)	-	(D)	-	(D)				
Westerville (part) Δ.....	2	(D)	(D)	(D)	(D)	-	(D)	-	(D)	-	(D)	-	(D)	-	(D)				
Balance of county.....	69	11 805	5 430	1 010	375	2	(D)	10	1 319	7	1 316	18	(D)	3	(D)				
Erie County.....	407	143 388	50 958	9 725	3 534	39	15 468	31	3 683	27	3 683	150	34 735	28	(D)				
Huron.....	40	9 589	2 674	570	170	4	(D)	5	658	2	92	11	1 424	2	(D)				
Sandusky.....	278	116 421	41 780	7 693	2 106	20	4 124	21	2 489	19	(D)	110	26 467	22	359				
Vermilion (part) Δ.....	59	3 343	1 094	278	150	1	(D)	2	(D)	2	(D)	11	(D)	4	(D)				
Balance of county.....	60	14 035	5 470	1 175	608	14	(D)	3	185	3	185	18	(D)	-	(D)				
Fairfield County.....	377	62 175	23 453	5 200	2 288	7	4 486	38	5 701	27	6 408	121	25 659	29	2 976				
Baltimore.....	15	(D)	(D)	(D)	(D)	-	(D)	-	(D)	-	(D)	6	807	1	(D)				
Canal Winchester (part) Δ.....	4	2 309	(D)	(D)	(D)	-	(D)	-	(D)	-	(D)	-	(D)	-	(D)				
Columbus (part) Δ.....	275	46 886	18 082	4 007	1 747	5	(D)	24	3 505	16	(D)	99	22 363	25	2 831				
Pickerington (part) Δ.....	17	1 871	637	147	77	1	(D)	3	(D)	1	(D)	6	742	-	(D)				
Reynoldsburg (part) Δ.....	64	9 259	3 246	724	281	1	(D)	6	1 204	10	(D)	10	1 747	3	(D)				

Table 8. Summary Statistics for Firms Subject to Federal Income Tax for Counties and for Places With 2,500 Inhabitants or More: 1982—Con.

[For meaning of abbreviations and symbols, see introductory text. For explanation of terms and comparability of 1977 and 1982 censuses, see appendix A. For information on geographic areas followed by Δ, see appendix F]

Geographic area	All establishments			Establishments with payroll												Selected kind-of-business or operation groups		
	Num-ber	Receipts (\$1,000)	Unincorporated businesses or operations	Total			Hotels, motels, and other lodging places (SIC 70)		Automotive repair, services, and garages (SIC 75)		Amusement and recreation services, including motion pictures (SIC 78, 79)		Health services, except hospitals (SIC 80, ex. 806)		Legal services (SIC 81)			
				Num-ber	Receipts (\$1,000)	Annual payroll (\$1,000)	First quarter payroll (\$1,000)	Paid for pay employees including March 12 (no.)	Num-ber	Receipts (\$1,000)	Num-ber	Receipts (\$1,000)	Num-ber	Receipts (\$1,000)	Num-ber	Receipts (\$1,000)	Num-ber	Receipts (\$1,000)
Ohio—Con.																		
Fayette County	110	16 844	11	1 384	6 256	1 384	721	8	813	6	981	5	333	34	9 252	14	972	
Washington	97	15 185	11	1 308	5 598	1 308	673	3	115	6	981	3	(D)	32	(D)	13	(D)	
Balance of county	13	1 659	11	76	658	76	48	2	698	-	-	2	(D)	2	(D)	1	(D)	
Franklin County	5 373	2 183 888	11	196 491	817 854	196 491	57 211	86	105 980	449	156 355	232	74 661	1 523	465 914	520	151 041	
Bexley	63	9 004	11	616	2 848	616	264	-	-	3	586	6	891	19	1 754	2	(D)	
Canal Winchester (part) Δ	21	(D)	11	(D)	(D)	(D)	(D)	-	-	3	529	1	(D)	7	345	2	(D)	
Columbus (part) Δ	3 709	1 701 939	11	153 227	639 375	153 227	42 489	55	(D)	345	117 713	131	34 427	1 040	345 232	449	141 235	
Dublin (part) Δ	56	(D)	11	(D)	(D)	(D)	(D)	1	(D)	2	(D)	3	(D)	18	(D)	3	(D)	
Gahanna	89	20 915	11	2 352	9 341	2 352	629	-	-	2	(D)	4	707	30	4 970	5	(D)	
Grandview Heights	48	14 391	11	1 365	5 823	1 365	402	4	(D)	2	(D)	2	(D)	4	1 421	-	(D)	
Grove City	88	33 428	11	2 077	9 623	2 077	1 197	4	4 641	7	1 519	9	12 039	25	7 075	4	(D)	
Groveport	21	14 187	11	5 892	5 892	5 892	370	-	-	5	1 404	3	(D)	3	376	-	(D)	
Hilliard	45	8 923	11	438	1 831	438	154	-	-	5	(D)	10	(D)	10	901	5	282	
Obetz	5	1 843	11	62	288	62	20	-	-	2	(D)	1	(D)	-	-	-	-	
Pickerington (part) Δ	124	22 864	11	1 866	8 125	1 866	795	3	(D)	10	(D)	4	(D)	48	(D)	4	593	
Reynoldsburg (part) Δ	236	47 070	11	4 806	20 106	4 806	1 377	1	(D)	8	1 620	11	1 038	88	16 386	7	811	
Wapakoneta	154	(D)	11	(D)	(D)	(D)	(D)	1	(D)	4	363	10	3 502	57	(D)	6	785	
Wesleyville	201	39 760	11	2 824	11 996	2 824	1 219	8	2 202	11	5 824	10	3 556	36	7 684	7	785	
Whitehall	201	87 617	11	8 887	34 328	8 887	2 432	4	(D)	4	3 790	17	1 604	58	16 874	18	2 597	
Worthington	365	107 362	11	9 832	39 979	9 832	3 376	8	2 306	36	13 297	32	12 428	80	19 944	5	524	
Balance of county	150	22 045	11	1 650	6 887	1 650	731	6	684	27	4 944	9	1 278	30	6 165	11	1 958	
Fulton County	15	3 806	11	330	1 253	330	81	-	-	2	(D)	1	(D)	7	1 306	2	(D)	
Archbold	23	1 156	11	87	375	87	39	-	-	1	(D)	-	(D)	4	726	1	438	
Delta	16	8 493	11	608	2 331	608	312	1	(D)	3	2 584	2	(D)	6	1 325	4	483	
Swanton (part) Δ	27	(D)	11	(D)	(D)	(D)	(D)	1	(D)	12	(D)	5	(D)	10	2 542	3	483	
Wauseon	50	8 493	11	608	2 331	608	312	5	(D)	9	9 171	1	(D)	3	266	1	(D)	
Balance of county	34	(D)	11	(D)	(D)	(D)	(D)	6	1 542	5	512	10	1 511	29	11 372	12	1 136	
Gallia County	104	19 621	11	1 711	7 598	1 711	795	6	(D)	8	(D)	2	(D)	27	(D)	12	1 136	
Gallipolis	86	15 843	11	1 397	6 221	1 397	629	3	(D)	2	(D)	8	(D)	2	(D)	-	-	
Balance of county	18	3 778	11	314	1 377	314	166	3	(D)	3	(D)	2	(D)	2	(D)	-	-	
Geauga County	324	59 439	11	5 426	22 306	5 426	1 700	5	1 415	32	9 131	33	8 497	75	18 212	29	3 142	
Chardon	71	10 111	11	1 058	4 007	1 058	232	3	(D)	5	876	3	(D)	22	4 326	20	2 502	
South Russell	17	2 945	11	295	1 372	295	50	-	-	27	8 255	29	(D)	4	524	2	(D)	
Balance of county	236	46 383	11	4 073	16 927	4 073	1 418	5	1 415	1	(D)	1	(D)	49	13 362	9	640	
Greene County	455	140 791	11	13 015	58 791	13 015	4 413	7	4 046	48	7 743	29	7 496	136	36 069	28	5 143	
Beaver Creek Δ	88	30 792	11	3 112	12 654	3 112	932	6	(D)	10	1 494	6	(D)	27	7 014	3	(D)	
Bellbrook	16	2 072	11	199	825	199	91	-	-	1	(D)	9	(D)	9	1 656	3	(D)	
Cedarville	4	147	11	47	173	47	13	-	-	3	(D)	3	(D)	3	(D)	-	-	
Fairborn	120	27 872	11	2 465	10 214	2 465	1 015	3	(D)	18	2 386	6	1 081	25	3 636	8	1 117	
Kettering (part) Δ	-	-	11	-	-	-	-	-	-	-	-	-	-	-	-	-	-	
Xenia	136	28 210	11	2 776	11 359	2 776	962	1	(D)	12	2 163	7	1 291	49	13 402	14	3 697	
Yellow Springs	25	3 386	11	311	1 244	311	111	2	(D)	2	(D)	2	(D)	9	(D)	1	(D)	
Balance of county	66	48 312	11	4 142	22 448	4 142	1 295	3	(D)	7	(D)	8	1 894	14	8 787	1	(D)	
Guernsey County	170	30 307	11	2 292	10 271	2 292	931	10	5 067	17	2 517	13	1 637	50	(D)	12	1 492	
Byesville	7	601	11	133	503	133	12	-	-	1	(D)	1	(D)	1	(D)	-	-	
Cambridge	121	21 213	11	1 593	7 463	1 593	639	5	3 122	12	678	33	527	33	8 208	12	1 492	
Balance of county	42	8 493	11	664	2 675	664	280	5	1 945	4	(D)	5	(D)	16	2 597	-	-	
Hamilton County	5 404	2 176 744	11	205 950	859 450	205 950	62 047	68	118 007	517	169 046	223	248 959	1 574	493 276	398	121 864	
Amberley	18	2 054	11	177	821	177	34	-	-	2	(D)	2	(D)	8	602	2	(D)	
Blue Ash	88	61 132	11	5 663	23 539	5 663	1 751	-	-	9	4 055	19	1 416	19	4 625	3	(D)	
Cheviot	86	20 460	11	8 341	28 301	8 341	588	-	-	8	2 750	6	(D)	28	7 910	6	300	
Cincinnati	2 965	1 396 255	11	138 090	572 601	138 090	39 813	28	65 515	273	92 750	101	189 519	863	283 988	332	115 799	
Deer Park	30	6 979	11	725	3 335	725	382	-	-	2	(D)	2	(D)	9	4 468	-	-	

Table 8. Summary Statistics for Firms Subject to Federal Income Tax for Counties and for Places With 2,500 Inhabitants or More: 1982—Con.

[For meaning of abbreviations and symbols, see introductory text. For explanation of terms and comparability of 1977 and 1982 censuses, see appendix A. For information on geographic areas followed by Δ, see appendix F.]

Geographic area	All establishments			Selected kind-of-business or operation groups										Total		
	Number	Receipts (\$1,000)	Unincorporated businesses or operations	Hotels, motels, and other lodging places (SIC 70)		Automotive repair, services, and garages (SIC 75)		Amusement and recreation services, including motion pictures (SIC 78, 79)		Health services, except hospitals (SIC 80, ex. 806)		Legal services (SIC 81)		Annual payroll (\$1,000)	First quarter payroll (\$1,000)	Paid employees for pay period including March 12 (no.)
				Number	Receipts (\$1,000)	Number	Receipts (\$1,000)	Number	Receipts (\$1,000)	Number	Receipts (\$1,000)	Number	Receipts (\$1,000)			
Ohio—Con.																
Huron County.....	194	32 965	11	5	18	4 743	7	1 864	62	14 964	21	1 000	3 179	1 068	1 068	86
Bellefleur (part) Δ.....	97	4 241	11	2	3	2 267	3	(D)	32	9 122	4	1 000	2 011	617	2 011	617
Newark.....	33	5 858	11	2	5	566	4	(D)	11	3 525	3	1 317	566	249	566	249
Willard.....	40	3 559	11	1	3	(D)	4	(D)	11	1 317	1	(D)	265	116	265	116
Balance of county.....																
Jackson County.....	97	12 591	11	1	12	1 834	5	619	26	4 331	9	1 053	1 176	526	1 176	526
Jackson.....	51	6 185	11	1	5	1 136	3	(D)	10	1 708	6	(D)	1 847	444	225	444
Wellston.....	25	2 648	11	3	3	141	9	(D)	9	1 167	2	(D)	1 118	296	1 118	296
Balance of county.....	21	3 758	11	-	4	557	1	(D)	7	1 456	1	(D)	1 239	179	1 239	179
Jefferson County.....	343	69 383	11	4	29	3 792	29	5 397	101	28 750	41	4 300	6 182	2 399	6 182	2 399
Mingo Junction.....	10	959	11	-	2	(D)	2	(D)	4	763	1	(D)	83	27	83	27
Steubenville.....	226	51 581	11	4	20	2 195	15	3 251	69	24 210	36	4 160	4 725	1 656	4 725	1 656
Toronto.....	17	2 018	11	-	1	(D)	1	(D)	4	387	1	(D)	89	50	89	50
Wintersville.....	38	8 698	11	-	2	(D)	5	1 373	12	2 011	1	(D)	885	446	885	446
Balance of county.....	52	6 127	11	-	6	1 246	6	(D)	12	1 379	3	(D)	400	220	400	220
Knox County.....	178	30 679	11	5	16	2 316	13	1 579	60	14 499	10	1 443	3 081	1 425	3 081	1 425
Mount Vernon.....	126	20 026	11	3	12	1 959	7	944	41	8 939	9	(D)	1 960	818	1 960	818
Balance of county.....	52	10 653	11	2	4	357	6	635	19	5 560	1	(D)	1 121	607	1 121	607
Lake County.....	1 035	257 683	11	21	113	21 736	63	24 577	284	81 744	64	8 539	25 140	8 058	25 140	8 058
Eastlake.....	69	19 261	11	9	9	1 176	4	1 393	6	(D)	4	(D)	1 451	486	1 451	486
Fairport Harbor.....	10	1 331	11	-	1	(D)	2	(D)	3	(D)	-	(D)	270	43	270	43
Kirland.....	21	5 979	11	3	3	(D)	1	(D)	8	3 994	-	(D)	613	252	613	252
Mentor.....	245	72 341	11	5	29	6 357	9	8 120	53	22 742	17	1 198	7 001	2 044	7 001	2 044
Mentor-on-the-Lake.....	23	3 521	11	-	1	(D)	2	(D)	13	2 859	1	(D)	389	167	389	167
Painesville.....	140	34 068	11	2	21	2 822	8	6 894	47	9 731	21	3 350	3 471	860	3 471	860
Wickliffe.....	84	23 943	11	3	14	2 785	8	3 091	17	6 543	3	1 331	1 830	774	1 830	774
Willoughby.....	207	52 800	11	4	15	3 923	11	1 180	76	20 989	16	2 659	5 912	1 532	5 912	1 532
Willoughby Hills.....	17	12 401	11	-	2	(D)	4	(D)	13	2 028	-	(D)	256	74	256	74
Willowick.....	61	11 582	11	-	4	1 493	4	(D)	15	2 028	-	(D)	1 275	613	1 275	613
Balance of county.....	161	30 506	11	7	12	2 202	14	2 763	49	9 348	2	(D)	2 670	1 213	2 670	1 213
Lawrence County.....	166	24 349	11	6	12	1 731	10	2 248	49	10 384	24	2 277	1 786	896	1 786	896
Coal Grove.....	2	(D)	11	-	-	(D)	-	(D)	1	(D)	-	(D)	(D)	(D)	(D)	(D)
Ironton.....	99	12 666	11	3	3	(D)	2	(D)	38	7 558	21	1 953	1 024	470	1 024	470
South Point.....	5	2 127	11	2	2	(D)	1	(D)	1	(D)	-	(D)	147	94	147	94
Balance of county.....	60	(D)	11	4	9	(D)	7	(D)	9	(D)	-	(D)	(D)	(D)	(D)	(D)
Licking County.....	453	94 404	11	11	59	11 126	33	(D)	131	35 479	28	4 502	8 696	3 307	8 696	3 307
Buckeye Lake Δ.....	3	693	11	2	2	(D)	1	(D)	5	1 085	-	(D)	28	14	28	14
Granville.....	22	6 623	11	1	4	396	2	1 652	7	3 927	1	(D)	569	212	569	212
Heath.....	30	7 899	11	-	1	(D)	1	(D)	4	1 652	-	(D)	611	326	611	326
Johnstown.....	16	1 738	11	2	2	(D)	1	(D)	6	997	2	(D)	135	78	135	78
Newark.....	295	64 647	11	6	35	5 909	12	2 773	97	27 168	21	3 611	6 558	2 366	6 558	2 366
Reynoldsburg (part) Δ.....	8	(D)	11	1	1	(D)	1	(D)	1	(D)	-	(D)	(D)	(D)	(D)	(D)
Balance of county.....	79	(D)	11	-	15	4 313	12	1 463	15	(D)	4	(D)	(D)	(D)	(D)	(D)
Logan County.....	155	27 628	11	5	12	1 167	10	2 881	50	9 247	13	1 519	2 361	1 054	2 361	1 054
Bellefontaine.....	92	16 824	11	3	6	741	4	2 091	32	4 775	9	1 035	1 460	664	1 460	664
Balance of county.....	63	10 804	11	2	6	426	6	790	18	4 472	4	384	901	390	901	390
Lorain County.....	1 068	219 171	11	24	88	13 709	80	20 550	380	99 926	103	13 583	22 002	7 877	22 002	7 877
Amherst.....	58	9 395	11	2	2	(D)	2	(D)	26	4 245	6	892	921	276	921	276
Avon.....	27	9 362	11	-	3	344	3	2 583	6	5 530	1	(D)	1 008	414	1 008	414
Avon Lake.....	64	14 322	11	3	9	-	6	2 307	21	2 553	6	1 033	1 220	648	1 220	648
Elyria.....	312	60 605	11	7	28	5 571	17	3 325	108	24 858	35	5 857	23 705	2 071	23 705	2 071
Lovain.....	318	71 217	11	2	27	4 115	9	2 134	134	41 641	41	4 629	8 287	2 473	8 287	2 473

Table 8. Summary Statistics for Firms Subject to Federal Income Tax for Counties and for Places With 2,500 Inhabitants or More: 1982—Con.

[For meaning of abbreviations and symbols, see introductory text. For explanation of terms and comparability of 1977 and 1982 censuses, see appendix A. For information on geographic areas followed by Δ, see appendix F.]

Geographic area	All establishments			Establishments with payroll											
	Num-ber	Receipts (\$1,000)	Unincorporated businesses or operations	Total		Hotels, motels, and other lodging places (SIC 70)		Automotive repair, services, and garages (SIC 75)		Amusement and recreation services, including motion pictures (SIC 78, 79)		Health services, except hospitals (SIC 80, ex. 806)		Legal services (SIC 81)	
				Num-ber	Receipts (\$1,000)	Individual proprietorships (no.)	Partnerships (no.)	Num-ber	Receipts (\$1,000)	Num-ber	Receipts (\$1,000)	Num-ber	Receipts (\$1,000)	Num-ber	Receipts (\$1,000)
Ohio—Con.															
Monroe County	32	4 550	††	††	1 771	422	199	3	(D)	4	225	6	2 490	6	470
Woodsfield	21	3 491	††	††	1 492	354	182	1	(D)	3	(D)	5	(D)	5	(D)
Balance of county	11	1 059	††	††	279	68	17	2	(D)	1	(D)	1	(D)	1	(D)
Montgomery County	3 185	1 084 968	††	††	457 759	108 502	31 689	312	80 890	160	42 652	916	303 435	234	62 534
Brookville	28	5 327	††	††	1 745	391	193	1	(D)	1	(D)	11	2 958	4	156
Carlisle (part) Δ	118	25 893	††	††	(D)	(D)	680	12	2 171	9	1 670	38	7 278	3	(D)
Centerville	1 426	590 896	††	††	267 981	62 872	17 389	166	43 520	57	18 615	427	174 169	168	57 420
Dayton	70	13 621	††	††	5 204	1 161	537	2	(D)	7	1 092	23	6 065	4	275
Englewood			††	††											
Germanatown	17	1 648	††	††	492	114	65	-	(D)	2	(D)	6	836	2	(D)
Huber Heights Δ	91	12 176	††	††	4 372	951	477	7	1 374	6	1 198	21	3 520	2	(D)
Kettering (part) Δ	351	119 511	††	††	52 437	12 971	3 247	19	4 081	17	4 805	112	33 737	9	570
Miamisburg	70	16 825	††	††	5 304	1 246	544	7	794	4	614	13	4 563	7	490
Moraine	60	58 061	††	††	16 815	4 027	1 027	6	2 486	2	(D)	7	1 378	-	-
New Lebanon	13	2 804	††	††	1 071	248	123	2	(D)	-	(D)	4	1 857	1	(D)
Oakwood	58	13 542	††	††	5 898	1 389	540	-	(D)	-	(D)	31	7 408	5	264
Trotwood	44	6 986	††	††	1 876	437	201	3	(D)	4	1 868	11	1 378	2	(D)
Union	3	(D)	††	††	(D)	(D)	(D)	1	(D)	-	(D)	-	(D)	-	(D)
Vandalia	74	23 287	††	††	7 691	1 769	677	6	7 289	3	1 031	15	5 922	4	437
West Carrollton	49	10 035	††	††	3 256	881	299	3	282	2	(D)	10	1 956	3	(D)
Balance of county	692	(D)	††	††	(D)	(D)	(D)	77	16 790	46	10 462	186	(D)	20	1 686
Morgan County	26	3 750	††	††	1 628	382	212	1	(D)	3	(D)	8	2 777	5	351
Morrow County	60	7 687	††	††	2 611	593	321	9	782	4	335	15	4 223	7	457
Mount Gilead	31	3 648	††	††	1 313	330	151	2	(D)	-	(D)	11	2 612	5	(D)
Balance of county	29	4 039	††	††	1 298	263	170	7	(D)	4	335	4	1 611	2	(D)
Muskingum County	375	80 156	††	††	28 506	6 495	2 138	40	6 060	24	7 443	127	31 786	26	(D)
Zanesville	291	64 011	††	††	23 643	5 452	1 655	31	4 944	11	4 944	105	27 118	24	4 652
Balance of county	84	16 145	††	††	4 863	1 043	483	9	1 116	13	6 017	22	4 668	2	(D)
Noble County	29	4 511	††	††	1 705	377	220	3	148	1	(D)	7	3 083	3	100
Ottawa County	161	32 797	††	††	11 795	2 615	896	12	1 566	23	6 375	35	6 097	13	1 298
Oak Harbor	18	911	††	††	336	66	42	2	(D)	1	(D)	4	412	2	(D)
Port Clinton	75	14 938	††	††	5 449	1 256	536	2	(D)	11	4 068	20	4 216	6	525
Balance of county	68	15 948	††	††	5 950	1 293	308	6	966	11	(D)	11	1 467	5	(D)
Paulding County	62	6 978	††	††	2 276	510	247	8	667	7	575	19	2 866	9	833
Paulding	32	3 885	††	††	1 036	255	109	4	(D)	2	(D)	9	1 040	8	(D)
Balance of county	30	3 093	††	††	1 240	255	138	4	(D)	5	(D)	10	1 826	1	(D)
Perry County	67	9 510	††	††	3 315	996	508	6	1 693	6	480	16	4 033	7	684
Crosskeys	4	228	††	††	69	16	11	-	(D)	1	(D)	10	2 499	6	(D)
New Lexington	31	6 149	††	††	2 181	506	238	4	(D)	1	(D)	10	1 534	1	(D)
Balance of county	32	3 133	††	††	1 065	474	259	2	(D)	5	(D)	6	1 534	1	(D)
Pickaway County	127	21 865	††	††	7 115	1 689	727	12	965	7	822	32	10 208	22	1 743
Circleville	94	15 105	††	††	5 106	1 195	570	9	(D)	6	(D)	23	7 937	18	1 481
Balance of county	33	6 260	††	††	2 009	474	157	3	822	1	(D)	9	2 271	4	262
Pike County	65	8 490	††	††	3 173	727	375	3	469	5	309	23	5 895	8	332
Waverly City	40	3 574	††	††	1 167	271	111	2	(D)	3	(D)	13	1 881	6	(D)
Balance of county	25	4 916	††	††	2 006	456	264	1	(D)	2	(D)	10	4 014	2	(D)

Table 8. Summary Statistics for Firms Subject to Federal Income Tax for Counties and for Places With 2,500 Inhabitants or More: 1982—Con.

Table 8. Summary Statistics for Firms Subject to Federal Income Tax for Counties and for Places With 2,500 Inhabitants or More: 1982—Con.

[For meaning of abbreviations and symbols, see introductory text. For explanation of terms and comparability of 1977 and 1982 censuses, see appendix A. For information on geographic areas followed by Δ, see appendix F.]

Geographic area	All establishments			Selected kind-of-business or operation groups										Total		Paid for pay period including March 12 employees (no.)	First quarter payroll (\$1,000)	Annual payroll (\$1,000)	Receipts (\$1,000)	Number	Unincorporated businesses or operations		Receipts (\$1,000)	Number	Receipts (\$1,000)	Number	Receipts (\$1,000)	Number	Receipts (\$1,000)	Number	Receipts (\$1,000)	Number	Receipts (\$1,000)	Number	Receipts (\$1,000)				
	Number	Receipts (\$1,000)	Partnerships (no.)	Individual proprietorships (no.)	Hotels, motels, and other lodging places (SIC 70)	Automotive repair, services, and garages (SIC 75)	Amusement and recreation services, including motion pictures (SIC 78, 79)	Health services, except hospitals (SIC 80, ex. 806)	Legal services (SIC 81)	Number	Receipts (\$1,000)	Number	Receipts (\$1,000)	Number	Receipts (\$1,000)						Number	Receipts (\$1,000)																	
																																				Number	Receipts (\$1,000)		
	Ohio—Con.																																						
Portage County	11	119 823	456	110	12 973	3 981	43 929	4 360	52	12 346	43	37 310	122	30 190	31	3 773																							
Aurora	11	36 274	42	59	7 118	2 393	11 602	1 838	3	332	5	1 960	8	4 189	2	(D)																							
Kent	11	24 247	138	51	5 855	1 598	8 813	(D)	11	3 782	11	1 960	39	7 244	10	(D)																							
Mogadore (part) Δ	11	25 393	114	110	12 973	3 981	10 579	(D)	9	2 251	1	(D)	47	14 061	18	(D)																							
Ravenna	11	4 590	26	110	12 973	3 981	10 579	244	3	1 225	3	1 225	5	(D)	1	(D)																							
Streetsboro	11	28 023	131	110	12 973	3 981	10 579	(D)	26	5 276	20	3 650	22	3 381	1	(D)																							
Windham	11	12 973	110	110	12 973	3 981	10 579	(D)	16	1 861	6	667	31	4 984	12	977																							
Balance of county	11	7 585	51	59	7 118	2 393	11 602	(D)	10	1 266	3	(D)	22	3 828	10	(D)																							
Pulnam County	11	15 604	90	34	4 508	1 374	4 797	(D)	18	3 372	10	2 031	23	6 616	9	964																							
Ottawa	11	11 096	56	56	11 096	3 423	3 423	(D)	15	3 170	9	(D)	13	4 723	4	166																							
Balance of county	11	143 246	580	580	143 246	54 564	143 246	(D)	58	11 479	41	(D)	199	49 547	43	6 446																							
Richland County	11	2 240	11	11	2 240	747	2 240	(D)	4	8 270	2	(D)	4	427	1	(D)																							
Crestline (part) Δ	11	104 607	404	404	104 607	41 152	104 607	(D)	41	8 270	19	3 701	145	38 323	37	5 960																							
Lexington	11	3 977	23	23	3 977	1 109	3 977	(D)	2	923	3	(D)	28	6 635	5	(D)																							
Mansfield	11	10 046	65	65	10 046	3 728	10 046	(D)	7	3 397	15	2 924	15	2 924	1	(D)																							
Shelby	11	49 433	256	256	49 433	18 600	49 433	(D)	29	4 830	21	2 704	87	22 882	24	(D)																							
Balance of county	11	7 056	31	31	7 056	2 629	7 056	(D)	6	538	5	293	6	1 911	1	(D)																							
Ross County	11	44 981	264	264	44 981	16 092	44 981	(D)	30	4 237	21	2 929	78	16 301	25	1 854																							
Bellevue (part) Δ	11	3 339	27	27	3 339	2 143	3 339	(D)	1	517	3	(D)	10	2 212	1	(D)																							
Clyde	11	25 193	145	145	25 193	8 815	25 193	(D)	15	1 651	5	832	50	10 139	18	298																							
Fremont	11	12 103	71	71	12 103	3 820	12 103	(D)	12	2 390	12	(D)	12	1 934	3	(D)																							
Balance of county	11	59 894	316	316	59 894	24 771	59 894	(D)	27	3 867	15	2 033	126	34 268	20	(D)																							
Scioto County	11	1 656	11	11	1 656	400	1 656	(D)	2	430	4	(D)	4	430	1	(D)																							
New Boston	11	46 397	239	239	46 397	19 719	46 397	(D)	17	2 998	8	750	98	25 920	19	3 166																							
Portsmouth	11	11 841	66	66	11 841	4 652	11 841	(D)	8	442	7	1 283	24	7 918	1	(D)																							
Balance of county	11	36 365	242	242	36 365	13 584	36 365	(D)	5	1 094	17	2 742	80	16 745	29	2 574																							
Seneca County	11	7 762	58	58	7 762	2 551	7 762	(D)	6	1 639	6	2 742	15	2 352	10	868																							
Fostoria (part) Δ	11	22 412	153	153	22 412	8 628	22 412	(D)	13	1 495	8	1 358	55	12 395	19	(D)																							
Triffin	11	6 191	31	31	6 191	608	6 191	(D)	6	688	3	595	10	1 998	1	(D)																							
Balance of county	11	29 783	137	137	29 783	10 300	29 783	(D)	20	8 437	11	1 046	42	9 850	11	2 163																							
Shelby County	11	23 525	102	102	23 525	8 437	23 525	(D)	13	6 062	7	897	33	7 368	10	(D)																							
Sidney	11	6 258	35	35	6 258	1 863	6 258	(D)	7	1 462	4	149	9	1 462	1	(D)																							
Balance of county	11	448 435	1 901	1 901	448 435	182 293	448 435	(D)	14	36 514	115	25 043	629	173 631	156	26 321																							
Stark County	11	1 170	14	14	1 170	362	1 170	(D)	15	89	3	90	52	13 151	22	3 326																							
Alliance (part) Δ	11	192 837	655	655	192 837	79 641	192 837	(D)	56	13 697	24	5 179	212	66 278	83	18 339																							
Canal Fulton	11	3 790	31	31	3 790	1 233	3 790	(D)	3	476	2	(D)	9	1 519	1	(D)																							
Carleton	11	25 778	163	163	25 778	10 658	25 778	(D)	16	2 181	8	1 515	58	1 515	19	1 849																							
Louisville	11	3 208	22	22	3 208	1 148	3 208	(D)	2	478	7	922	10	10 262	2	168																							
Massillon	11	19 671	106	106	19 671	9 157	19 671	(D)	5	17 664	66	15 670	251	68 732	24	2 370																							
Balance of county	11	764 157	761	761	764 157	311 957	764 157	(D)	79	17 664	66	15 670	251	68 732	24	2 370																							
Minerva (part) Δ	11	426 405	1 382	1 382	426 405	183 410	426 405	(D)	293	77 158	148	51 477	878	229 380	242	46 972																							
North Canton	11	24 547	137	137	24 547	9 646	24 547	(D)	163	49 556	41	14 994	442	136 058	169	40 372																							
Balance of county	11	73 970	324	324	73 970	29 330	73 970	(D)	21	3 530	14	1 873	53	12 531	18	643																							
Summit County	11	39 302	175	175	39 302	16 048	39 302	(D)	5	2 019	10	3 348	57	8 976	10	1 034																							
Akron	11	9 779	65	65	9 779	3 818	9 779	(D)	1	283	3	(D)	14	1 891	3	(D)																							
Barberton	11	784 157	2 883	2 883	784 157	311 957	784 157	(D)	1	283	3	(D)	14	1 891	3	(D)																							
Cuyahoga Falls	11	426 405	1 382	1 382	426 405	183 410	426 405	(D)	293	77 158	148	51 477	878	229 380	242	46 972																							
Fairlawn	11	24 547	137	137	24 547	9 646	24 547	(D)	163	49 556	41	14 994	442	136 058	169	40 372																							
Hudson	11	73 970	324	324	73 970	29 330	73 970	(D)	21	3 530	14	1 873	53	12 531	18	643																							
Balance of county	11	39 302	175	175	39 302	16 048	39 302	(D)	5	2 019	10	3 348	57	8 976	10	1 034																							

Table 8. Summary Statistics for Firms Subject to Federal Income Tax for Counties and for Places With 2,500 Inhabitants or More: 1982—Con.

[For meaning of abbreviations and symbols, see introductory text. For explanation of terms and comparability of 1977 and 1982 censuses, see appendix A. For information on geographic areas followed by Δ, see appendix F.]

Geographic area	All establishments			Establishments with payroll												
	Number	Receipts (\$1,000)	Unincorporated businesses or operations	Total			Hotels, motels, and other lodging places (SIC 70)		Automotive repair, garages, and (SIC 75)		Amusement and recreation services, including motion pictures (SIC 78, 79)		Health services, except hospitals (SIC 80, ex. 806)		Legal services (SIC 81)	
				Number	Receipts (\$1,000)	Annual payroll (\$1,000)	First quarter payroll (\$1,000)	Paid employees for pay period including March 12 (no.)	Number	Receipts (\$1,000)	Number	Receipts (\$1,000)	Number	Receipts (\$1,000)	Number	Receipts (\$1,000)
Ohio—Con.																
Summit County—Con.																
Lakemore	3	354	230	45	25											
Macedonia	24	11 981	2 419	542	189											
Magadore (part) Δ	18	(D)	316	61	33											
Munroe Falls	8	603	5 073	1 357	554											
Northfield	31	16 223														
Norton (part) Δ	57	7 523	2 969	594	215											
Richfield	24	10 704	3 526	886	651											
Silver Lake	4	460	3 321	135	26											
Stow	106	16 002	5 619	1 393	555											
Tallmadge	85	17 160	6 851	1 606	557											
Twinsburg	43	11 626	3 743	917	338											
Balance of county	397	(D)	(D)	(D)	(D)											
Trumbull County	1 027	240 303	86 204	23 904	6 807											
Conland	43	8 535	3 503	787	260											
Graft	60	10 335	3 086	846	322											
Hubbard	41	7 233	2 652	773	221											
Londontown	1	(D)	(D)	(D)	(D)											
McDonald	3	404	82	26	9											
Newton Falls	25	4 080	1 455	319	135											
Niles	126	21 380	6 274	1 456	676											
Warren	472	114 375	48 082	14 132	3 450											
Youngstown (part) Δ	13	2 472	1 163	461	43											
Balance of county	243	(D)	(D)	(D)	(D)											
Tuscarawas County	364	88 918	30 162	7 550	2 593											
Dennison	11	8 259	380	89	31											
Dover	101	29 149	8 806	2 323	806											
Newcomerstown	20	7 582	2 594	595	195											
New Philadelphia	122	33 045	12 118	3 027	1 073											
Unirchville	32	3 946	1 463	337	155											
Balance of county	78	14 937	4 789	1 179	333											
Union County	95	10 774	3 257	791	357											
Dublin (part) Δ	71	8 209	2 671	656	298											
Marysville	24	2 565	586	135	59											
Balance of county	12	2 341	983	223	131											
Van Wert County	110	23 439	9 852	3 446	769											
Delphos (part) Δ	13	1 110	561	110	45											
Van Wert	79	18 381	7 914	3 000	537											
Balance of county	18	3 710	1 377	336	187											
Vinton County	12	2 341	983	223	131											
Warren County	332	136 015	39 729	7 390	3 081											
Carlisle (part) Δ	8	(D)	(D)	(D)	(D)											
Franklin	93	15 123	5 761	1 321	555											
Lebanon	60	18 359	5 814	1 392	668											
Loveland (part) Δ	1	(D)	(D)	(D)	(D)											
Mason	57	25 521	7 737	1 543	761											
Balance of county	1	(D)	(D)	(D)	(D)											
Monroe (part) Δ	3	4 681	1 638	334	164											
South Lebanon	39	68 753	17 844	2 562	826											
Springboro	70	(D)	(D)	(D)	(D)											
Balance of county	275	58 751	21 614	4 864	1 798											
Washington County	38	7 492	2 512	597	231											
Belpre	177	40 266	15 268	3 509	1 221											
Marietta	60	10 993	3 834	756	346											
Balance of county	22	3 382	1 173	394	122											

Table 9. Counties Ranked by Volume of Receipts of Firms Subject to Federal Income Tax: 1982

[Includes only establishments with payroll. For meaning of abbreviations and symbols, see introductory text. For explanation of terms and comparability of 1977 and 1982 censuses, see appendix A. For information on geographic areas followed by Δ, see appendix F]

Geographic area	Rank ¹	Cumulative			Geographic area	Rank ¹	Cumulative		
		Receipts (\$1,000)	Receipts (\$1,000)	Percent of State total			Receipts (\$1,000)	Receipts (\$1,000)	Percent of State total
Ohio	(X)	15 514 605	15 514 605	100.0	Ohio—Con.				
Cuyahoga.....	1	3 380 817	3 380 817	21.8	Mercer.....	41	38 893	14 672 594	94.6
Franklin.....	2	2 183 888	5 564 705	35.9	Defiance.....	42	36 506	14 709 100	94.8
Hamilton.....	3	2 176 744	7 741 449	49.9	Seneca.....	43	36 365	14 745 465	95.0
Montgomery.....	4	1 064 968	8 826 417	56.9	Huron.....	44	32 965	14 778 430	95.3
Lucas.....	5	851 624	9 678 041	62.4	Ottawa.....	45	32 797	14 811 227	95.5
Summit.....	6	764 157	10 442 198	67.3	Auglaize.....	46	32 734	14 843 961	95.7
Stark.....	7	448 435	10 890 633	70.2	Crawford.....	47	32 488	14 876 449	95.9
Mahoning.....	8	363 997	11 254 630	72.5	Athens.....	48	31 925	14 908 374	96.1
Lake.....	9	257 683	11 512 313	74.2	Knox.....	49	30 679	14 939 053	96.3
Butler.....	10	248 673	11 760 986	75.8	Guernsey.....	50	30 307	14 969 360	96.5
Trumbull.....	11	240 303	12 001 289	77.4	Shelby.....	51	29 783	14 999 143	96.7
Lorain.....	12	219 171	12 220 460	78.8	Ashland.....	52	28 689	15 027 832	96.9
Erie.....	13	143 388	12 363 848	79.7	Logan.....	53	27 628	15 055 460	97.0
Richland.....	14	143 246	12 507 094	80.6	Darke.....	54	26 339	15 081 799	97.2
Greene.....	15	140 791	12 647 885	81.5	Lawrence.....	55	24 349	15 106 148	97.4
Warren.....	16	136 015	12 783 900	82.4	Williams.....	56	24 279	15 130 427	97.5
Clark.....	17	131 615	12 915 515	83.2	Van Wert.....	57	23 439	15 153 866	97.7
Allen.....	18	121 003	13 036 518	84.0	Fulton.....	58	22 045	15 175 911	97.8
Portage.....	19	119 823	13 156 341	84.8	Pickaway.....	59	21 365	15 197 276	98.0
Wood.....	20	110 293	13 266 634	85.5	Coshocton.....	60	20 578	15 217 854	98.1
Clermont.....	21	96 366	13 363 000	86.1	Gallia.....	61	19 621	15 237 475	98.2
Licking.....	22	94 404	13 457 404	86.7	Clinton.....	62	18 310	15 255 785	98.3
Medina.....	23	89 435	13 546 839	87.3	Fayette.....	63	16 844	15 272 629	98.4
Tuscarawas.....	24	88 918	13 635 757	87.9	Holmes.....	64	16 649	15 289 278	98.5
Muskingum.....	25	80 156	13 715 913	88.4	Putnam.....	65	15 604	15 304 882	98.6
Hancock.....	26	76 414	13 792 327	88.9	Champaign.....	66	15 280	15 320 162	98.7
Columbiana.....	27	75 416	13 867 743	89.4	Madison.....	67	13 804	15 333 966	98.8
Wayne.....	28	70 797	13 938 540	89.8	Henry.....	68	13 494	15 347 460	98.9
Jefferson.....	29	69 383	14 007 923	90.3	Preble.....	69	12 973	15 360 433	99.0
Ashtabula.....	30	69 014	14 076 937	90.7	Jackson.....	70	12 591	15 373 024	99.1
Marion.....	31	66 454	14 143 391	91.2	Hardin.....	71	12 032	15 385 056	99.2
Miami.....	32	62 503	14 205 894	91.6	Carroll.....	72	11 489	15 396 545	99.2
Fairfield.....	33	62 175	14 268 069	92.0	Highland.....	73	11 394	15 407 939	99.3
Scioto.....	34	59 894	14 327 963	92.4	Union.....	74	10 774	15 418 713	99.4
Geauga.....	35	59 439	14 387 402	92.7	Wyandot.....	75	10 362	15 429 075	99.4
Washington.....	36	58 751	14 446 153	93.1	Brown.....	76	9 984	15 439 059	99.5
Delaware.....	37	52 818	14 498 971	93.5	Perry.....	77	9 510	15 448 569	99.6
Ross.....	38	49 433	14 548 404	93.8	Hocking.....	78	9 130	15 457 699	99.6
Sandusky.....	39	44 981	14 593 385	94.1	Pike.....	79	8 490	15 466 189	99.7
Belmont.....	40	40 316	14 633 701	94.3	Morrow.....	80	7 687	15 473 876	99.7
					Paulding.....	81	6 978	15 480 854	99.8
					Harrison.....	82	6 648	15 487 502	99.8
					Meigs.....	83	6 406	15 493 908	99.9
					Adams.....	84	5 545	15 499 453	99.9
					Monroe.....	85	4 550	15 504 003	99.9
					Noble.....	86	4 511	15 508 514	100.0
					Morgan.....	87	3 750	15 512 264	100.0
					Vinton.....	88	2 341	15 514 605	100.0

¹Counties with suppressed receipts (if applicable) are listed at end of table rather than by rank to avoid disclosing data for individual companies.

Table 10. Places With 2,500 Inhabitants or More Ranked by Volume of Receipts of Firms Subject to Federal Income Tax: 1982

[Includes only establishments with payroll. For meaning of abbreviations and symbols, see introductory text. For explanation of terms and comparability of 1977 and 1982 censuses, see appendix A. For information on geographic areas followed by Δ, see appendix F]

Geographic area	Rank ¹	Cumulative			Geographic area	Rank ¹	Cumulative		
		Receipts (\$1,000)	Receipts (\$1,000)	Percent of State total			Receipts (\$1,000)	Receipts (\$1,000)	Percent of State total
Ohio	(X)	15 514 605	15 514 605	100.0	Ohio—Con.				
Columbus.....	1	1 704 248	1 704 248	11.0	Mansfield.....	13	104 607	7 499 144	48.3
Cleveland.....	2	1 651 962	3 356 210	21.6	Independence.....	14	102 549	7 601 693	49.0
Cincinnati.....	3	1 396 255	4 752 465	30.6	Springfield.....	15	101 788	7 703 481	49.7
Toledo.....	4	670 593	5 423 058	35.0	Parma.....	16	101 786	7 805 267	50.3
Dayton.....	5	590 896	6 013 954	38.8	Euclid.....	17	90 287	7 895 554	50.9
Akron.....	6	426 405	6 440 359	41.5	Sharonville.....	18	89 886	7 985 440	51.5
Beachwood.....	7	212 177	6 652 536	42.9	Worthington.....	19	87 617	8 073 057	52.0
Youngstown.....	8	208 857	6 861 393	44.2	Lakewood.....	20	79 829	8 152 886	52.5
Canton.....	9	182 837	7 044 230	45.4	Lima.....	21	75 341	8 228 227	53.0
Kettering Δ.....	10	119 511	7 163 741	46.2	Cuyahoga Falls.....	22	73 970	8 302 197	53.5
Sandusky.....	11	116 421	7 280 162	46.9					
Warren.....	12	114 375	7 394 537	47.7					

See footnotes at end of table.

Table 10. Places With 2,500 Inhabitants or More Ranked by Volume of Receipts of Firms Subject to Federal Income Tax: 1982—Con.

[Includes only establishments with payroll. For meaning of abbreviations and symbols, see introductory text. For explanation of terms and comparability of 1977 and 1982 censuses, see appendix A. For information on geographic areas followed by Δ, see appendix F]

Geographic area	Rank ¹	Receipts (\$1,000)	Cumulative		Geographic area	Rank ¹	Receipts (\$1,000)	Cumulative	
			Receipts (\$1,000)	Percent of State total				Receipts (\$1,000)	Percent of State total
Ohio—Con.					Ohio—Con.				
Cleveland Heights	23	73 457	8 375 654	54.0	Salem	103	22 076	11 518 368	74.2
North Olmsted	24	72 523	8 448 177	54.5	Ashland	104	21 481	11 539 849	74.4
Mentor	25	72 341	8 520 518	54.9	Niles	105	21 380	11 561 229	74.5
Lorain	26	71 217	8 591 735	55.4	Cambridge	106	21 213	11 582 442	74.7
Findlay	27	67 613	8 659 348	55.8	Gahanna	107	20 915	11 603 357	74.8
Springdale	28	66 231	8 725 579	56.2	East Liverpool	108	20 643	11 624 000	74.9
Newark	29	64 647	8 790 226	56.7	Wadsworth	109	20 577	11 644 577	75.1
Zanesville	30	64 011	8 854 237	57.1	Cheviot	110	20 460	11 665 037	75.2
Hamilton	31	63 542	8 917 779	57.5	Bedford Heights	111	20 032	11 685 069	75.3
Blue Ash	32	61 132	8 978 911	57.9	Mount Vernon	112	20 026	11 705 095	75.4
Middletown	33	60 838	9 039 749	58.3	North Canton	113	19 671	11 724 766	75.6
Elyria	34	60 605	9 100 354	58.7	Norwalk	114	19 327	11 744 093	75.7
Marion	35	60 465	9 160 819	59.0	Brooklyn	115	19 305	11 763 398	75.8
Shaker Heights	36	58 407	9 219 226	59.4	Eastlake	116	19 261	11 782 659	75.9
Montgomery	37	58 214	9 277 440	59.8	Piqua	117	18 904	11 801 563	76.1
Moraine	38	58 061	9 335 501	60.2	Norwood	118	18 778	11 820 341	76.2
Middleburg Heights	39	55 259	9 390 760	60.5	Berea	119	18 738	11 839 079	76.3
Willoughby	40	52 800	9 443 560	60.9	Silverton	120	18 580	11 857 659	76.4
Steubenville	41	51 581	9 495 141	61.2	Bedford	121	18 382	11 876 041	76.5
Mayfield Heights	42	50 538	9 545 679	61.5	Van Wert	122	18 381	11 894 422	76.7
Brook Park	43	49 717	9 595 396	61.8	Lebanon	123	18 359	11 912 781	76.8
Lyndhurst	44	47 430	9 642 826	62.2	Greenville	124	18 020	11 930 801	76.9
Upper Arlington	45	47 070	9 689 896	62.5	Brunswick	125	17 966	11 948 767	77.0
Lancaster	46	46 886	9 736 782	62.8	Tallmadge	126	17 160	11 965 927	77.1
Portsmouth	47	46 397	9 783 179	63.1	Madeira	127	16 969	11 982 896	77.2
Westlake	48	43 747	9 826 926	63.3	Miamisburg	128	16 825	11 999 721	77.3
South Euclid	49	43 395	9 870 321	63.6	Bellefontaine	129	16 824	12 016 545	77.5
Chillicothe	50	42 377	9 912 698	63.9	Coshocton	130	16 646	12 033 191	77.6
Maple Heights	51	41 589	9 954 287	64.2	Northfield	131	16 223	12 049 414	77.7
Fairfield Δ	52	40 710	9 994 997	64.4	Stow	132	16 002	12 065 416	77.8
Delaware	53	40 664	10 035 661	64.7	Gallipolis	133	15 843	12 081 259	77.9
Marietta	54	40 266	10 075 927	64.9	Washington	134	15 185	12 096 444	78.0
Whitehall	55	39 760	10 115 687	65.2	Franklin	135	15 123	12 111 567	78.1
Fairlawn	56	39 302	10 154 989	65.5	Circleville	136	15 105	12 126 672	78.2
Warrensville Heights	57	39 164	10 194 153	65.7	Port Clinton	137	14 938	12 141 610	78.3
Dublin	58	37 820	10 231 973	66.0	Avon Lake	138	14 922	12 156 532	78.4
Oregon	59	37 820	10 269 793	66.2	Grandview Heights	139	14 391	12 170 923	78.4
Wooster	60	37 260	10 307 053	66.4	Pepper Pike	140	14 284	12 185 207	78.5
Parma Heights	61	37 003	10 344 056	66.7	Groveport	141	14 187	12 199 394	78.6
Aurora	62	36 274	10 380 330	66.9	Bucyrus	142	13 941	12 213 335	78.7
Painesville	63	34 068	10 414 398	67.1	Bryan	143	13 927	12 227 262	78.8
Grove City	64	33 428	10 447 826	67.3	Englewood	144	13 821	12 241 083	78.9
Rocky River	65	33 360	10 481 186	67.6	Geneva	145	13 788	12 254 871	79.0
New Philadelphia	66	33 045	10 514 231	67.8	Richmond Heights	146	13 729	12 268 600	79.1
Solon	67	32 720	10 546 951	68.0	Oakwood	147	13 542	12 282 142	79.2
Strongsville	68	32 611	10 579 562	68.2	Galion	148	13 106	12 295 248	79.2
Westerville	69	32 343	10 611 905	68.4	Perrysburg	149	12 797	12 308 045	79.3
Fairview Park	70	31 842	10 643 747	68.6	Wilmington	150	12 695	12 320 740	79.4
Maumee	71	31 234	10 674 981	68.8	Ironton	151	12 666	12 333 406	79.5
Beavercreek Δ	72	30 792	10 705 773	69.0	Broadview Heights	152	12 631	12 346 037	79.6
Alliance Δ	73	30 288	10 736 061	69.2	Chagrin Falls	153	12 384	12 358 421	79.7
Bowling Green	74	30 267	10 766 328	69.4	Harrison	154	12 229	12 370 650	79.7
Medina	75	29 457	10 795 785	69.6	Huber Heights Δ	155	12 176	12 382 826	79.8
Northwood	76	29 262	10 825 047	69.8	East Cleveland	156	12 033	12 394 859	79.9
Defiance	77	29 094	10 854 141	70.0	Macedonia	157	11 981	12 406 840	80.0
Ashtabula	78	28 730	10 882 871	70.1	St. Clairsville	158	11 963	12 418 803	80.0
Celina	79	28 533	10 911 404	70.3	Fostoria	159	11 962	12 430 765	80.1
Xenia	80	28 210	10 939 614	70.5	Mayfield	160	11 736	12 442 501	80.2
Dover	81	28 149	10 967 763	70.7	Wapakoneta	161	11 674	12 454 175	80.3
Fairborn	82	27 872	10 995 635	70.9	Twinsburg	162	11 626	12 465 801	80.3
Sylvania	83	27 774	11 023 409	71.1	Willowick	163	11 532	12 477 333	80.4
Garfield Heights	84	27 673	11 051 082	71.2	Woodlawn	164	11 494	12 488 827	80.5
Troy	85	27 549	11 078 631	71.4	Millford	165	11 426	12 500 253	80.6
Centerville	86	25 993	11 104 624	71.6	Urbana	166	11 359	12 511 612	80.6
University Heights	87	25 988	11 130 612	71.7	Canfield	167	11 183	12 522 795	80.7
Massillon	88	25 778	11 156 390	71.9	Golf Manor	168	11 148	12 533 943	80.8
North Royalton	89	25 611	11 182 001	72.1	Richfield	169	10 704	12 544 647	80.9
Mason	90	25 521	11 207 522	72.2	Monroe	170	10 395	12 555 042	80.9
Ravenna	91	25 393	11 232 915	72.4	Girard	171	10 335	12 565 377	81.0
Fremont	92	25 193	11 258 108	72.6	Oakwood	172	10 253	12 575 630	81.1
Reading	93	24 944	11 283 052	72.7	Chardon	173	10 111	12 585 741	81.1
Barberton	94	24 547	11 307 599	72.9	Shelby	174	10 046	12 595 787	81.2
Athens	95	24 354	11 331 953	73.0	West Carrollton	175	10 035	12 605 822	81.3
Kent	96	24 247	11 356 200	73.2	North Ridgeville	176	9 817	12 615 639	81.3
Wickliffe	97	23 943	11 380 143	73.4	Napoleon	177	9 793	12 625 432	81.4
Reynoldsburg	98	23 773	11 403 916	73.5	Hudson	178	9 779	12 635 211	81.4
Sidney	99	23 525	11 427 441	73.7	Brecksville	179	9 715	12 644 926	81.5
Vandalia	100	23 287	11 450 728	73.8	Huron	180	9 589	12 654 515	81.6
Forest Park	101	23 152	11 473 880	74.0	Highland Heights	181	9 410	12 663 925	81.6
Tiffin	102	22 412	11 496 292	74.1	Amherst	182	9 395	12 673 320	81.7

See footnotes at end of table.

Table 10. Places With 2,500 Inhabitants or More Ranked by Volume of Receipts of Firms Subject to Federal Income Tax: 1982—Con.

[Includes only establishments with payroll. For meaning of abbreviations and symbols, see introductory text. For explanation of terms and comparability of 1977 and 1982 censuses, see appendix A. For information on geographic areas followed by Δ, see appendix F]

Geographic area	Rank ¹	Receipts (\$1,000)	Cumulative		Geographic area	Rank ¹	Receipts (\$1,000)	Cumulative	
			Receipts (\$1,000)	Percent of State total				Receipts (\$1,000)	Percent of State total
Ohio—Con.					Ohio—Con.				
Conneaut.....	183	9 395	12 682 715	81.7	Paulding.....	253	3 885	13 139 772	84.7
Avon.....	184	9 362	12 692 077	81.8	Cadiz.....	254	3 834	13 143 606	84.7
Millersburg.....	185	9 328	12 701 405	81.9	Archbold.....	255	3 806	13 147 412	84.7
Kenton.....	186	9 272	12 710 677	81.9	Louisville.....	256	3 790	13 151 202	84.8
Bexley.....	187	9 004	12 719 681	82.0	Minerva.....	257	3 735	13 154 937	84.8
North College Hill.....	188	8 993	12 728 674	82.0	Mount Gilead.....	258	3 648	13 158 585	84.8
Hilliard.....	189	8 923	12 737 597	82.1	Waverly City.....	259	3 574	13 162 159	84.8
Wintersville.....	190	8 698	12 746 295	82.2	Mentor-on-the-Lake.....	260	3 521	13 165 680	84.9
Wyoming.....	191	8 682	12 754 977	82.2	Woodsfield.....	261	3 491	13 169 171	84.9
Bellevue.....	192	8 587	12 763 564	82.3	Yellow Springs.....	262	3 386	13 172 557	84.9
Cortland.....	193	8 535	12 772 099	82.3	Clyde.....	263	3 339	13 175 896	84.9
Wauseon.....	194	8 493	12 780 592	82.4	Jefferson.....	264	3 229	13 179 125	84.9
Orrville.....	195	8 488	12 789 080	82.4	Crestline.....	265	3 155	13 182 280	85.0
Marysville.....	196	8 209	12 797 289	82.5	Covington.....	266	3 037	13 185 317	85.0
St. Marys.....	197	8 173	12 805 462	82.5	Mogadore.....	267	2 977	13 188 294	85.0
Oberlin.....	198	8 169	12 813 631	82.6	South Russell.....	268	2 945	13 191 239	85.0
Struthers.....	199	8 015	12 821 646	82.6	Olmsted Falls.....	269	2 940	13 194 179	85.0
Oxford.....	200	7 915	12 829 561	82.7	Waterville.....	270	2 930	13 197 109	85.1
Heath.....	201	7 899	12 837 460	82.7	New Lebanon.....	271	2 804	13 199 913	85.1
Bay Village.....	202	7 846	12 845 306	82.8	Jefferson.....	272	2 797	13 202 710	85.1
Newcomerstown.....	203	7 582	12 852 888	82.8	Wellston.....	273	2 648	13 205 358	85.1
Norton Δ.....	204	7 523	12 860 411	82.9	Ottawa Hills.....	274	2 612	13 207 970	85.1
Logan.....	205	7 517	12 867 928	82.9	Montpelier.....	275	2 579	13 210 549	85.1
Belpre.....	206	7 492	12 875 420	83.0	Minster.....	276	2 538	13 213 087	85.2
Lockland.....	207	7 468	12 882 888	83.0	Hicksville.....	277	2 490	13 215 577	85.2
Hillsboro.....	208	7 451	12 890 339	83.1	The Village of Indian Hill.....	278	2 433	13 218 010	85.2
Upper Sandusky.....	209	7 435	12 897 774	83.1	Willoughby Hills.....	279	2 401	13 220 411	85.2
Delphos.....	210	7 376	12 905 150	83.2	Greenfield.....	280	2 264	13 222 675	85.2
Lisbon.....	211	7 371	12 912 521	83.2	Lexington.....	281	2 240	13 224 915	85.2
London.....	212	7 307	12 919 828	83.3	Seven Hills.....	282	2 232	13 227 147	85.3
Hubbard.....	213	7 239	12 927 067	83.3	Bridgeport.....	283	2 129	13 229 276	85.3
Eaton.....	214	7 118	12 934 185	83.4	Elmwood Place.....	284	2 127	13 231 403	85.3
Trotwood.....	215	6 986	12 941 171	83.4	South Point.....	285	2 127	13 233 530	85.3
Deer Park.....	216	6 979	12 948 150	83.5	Bluffton Δ.....	286	2 110	13 235 640	85.3
Mount Healthy.....	217	6 698	12 954 848	83.5	Lodi.....	287	2 097	13 237 737	85.3
Granville.....	218	6 623	12 961 471	83.5	Bellbrook.....	288	2 072	13 239 809	85.3
New Carlisle.....	219	6 569	12 968 040	83.6	Amberley.....	289	2 054	13 241 863	85.4
Poland.....	220	6 502	12 974 542	83.6	Blanchester.....	290	2 036	13 243 899	85.4
Manomont.....	221	6 443	12 980 985	83.7	Wellsville.....	291	2 026	13 245 925	85.4
Carrollton.....	222	6 345	12 987 330	83.7	Toronto.....	292	2 018	13 247 943	85.4
Bellaire.....	223	6 321	12 993 651	83.8	North Baltimore.....	293	1 981	13 249 924	85.4
Jackson.....	224	6 185	12 999 836	83.8	West Union.....	294	1 953	13 251 877	85.4
New Lexington.....	225	6 149	13 005 985	83.8	Oak Harbor.....	295	1 911	13 253 788	85.4
Kirtland.....	226	5 979	13 011 964	83.9	Pickerington.....	296	1 871	13 255 659	85.4
Willard.....	227	5 838	13 017 802	83.9	Campbell.....	297	1 845	13 257 504	85.5
Moreland Hills.....	228	5 786	13 023 588	83.9	Obetz.....	298	1 843	13 259 347	85.5
Martins Ferry.....	229	5 704	13 029 292	84.0	West Milton.....	299	1 827	13 261 174	85.5
Swanton Δ.....	230	5 636	13 034 928	84.0	Carey.....	300	1 790	13 262 964	85.5
Brookville.....	231	5 527	13 040 455	84.1	Johnstown.....	301	1 738	13 264 702	85.5
Tipp City.....	232	5 513	13 045 968	84.1	Sheffield Lake.....	302	1 658	13 266 360	85.5
Rittman.....	233	5 483	13 051 451	84.1	New Boston.....	303	1 656	13 268 016	85.5
Loveland.....	234	5 255	13 056 706	84.2	Shadyside.....	304	1 655	13 269 671	85.5
Barnesville.....	235	5 053	13 061 759	84.2	Germantown.....	305	1 648	13 271 319	85.5
Canal Winchester.....	236	4 851	13 066 610	84.2	Nelsonville.....	306	1 577	13 272 896	85.6
Rossford.....	237	4 708	13 071 318	84.3	Sebring.....	307	1 490	13 274 386	85.6
Springboro.....	238	4 681	13 075 999	84.3	Middleport.....	308	1 470	13 275 856	85.6
Streetsboro.....	239	4 590	13 080 589	84.3	Sabina.....	309	1 441	13 277 297	85.6
East Palestine.....	240	4 543	13 085 132	84.3	Fort Shawnee.....	310	1 437	13 278 734	85.6
Coldwater.....	241	4 528	13 089 660	84.4	Ada.....	311	1 339	13 280 073	85.6
Vermilion.....	242	4 525	13 094 185	84.4	Fairport Harbor.....	312	1 331	13 281 404	85.6
Ottawa.....	243	4 508	13 098 693	84.4	Dennison.....	313	1 259	13 282 663	85.6
Columbiana.....	244	4 478	13 103 171	84.5	New Richmond.....	314	1 217	13 283 880	85.6
Wellington.....	245	4 279	13 107 450	84.5	Canal Fulton.....	315	1 176	13 285 056	85.6
St. Bernard.....	246	4 273	13 111 723	84.5	Carlisle.....	316	1 176	13 286 232	85.6
Loudonville.....	247	4 121	13 115 844	84.5	Trenton.....	317	1 165	13 287 397	85.6
Newton Falls.....	248	4 089	13 119 933	84.6	Delta.....	318	1 156	13 288 553	85.7
Georgetown.....	249	4 073	13 124 006	84.6	Greenhills.....	319	1 111	13 289 664	85.7
Ontario.....	250	3 977	13 127 983	84.6	Mingo Junction.....	320	959	13 290 623	85.7
Pomeroy.....	251	3 958	13 131 941	84.6	Enon.....	321	747	13 291 370	85.7
Uhrichsville.....	252	3 946	13 135 887	84.7	Buckeye Lake Δ.....	322	693	13 292 063	85.7
					Walbridge.....	323	690	13 292 753	85.7
					Munroe Falls.....	324	603	13 293 356	85.7
					Byesville.....	325	601	13 293 957	85.7
					North Kingsville.....	326	460	13 294 417	85.7
					Silver Lake.....	327	460	13 294 877	85.7
					McDonald.....	328	404	13 295 281	85.7
					Lakemore.....	329	354	13 295 635	85.7
					Crooksville.....	330	228	13 295 863	85.7


See footnotes at end of table.

Table 10. Places With 2,500 Inhabitants or More Ranked by Volume of Receipts of Firms Subject to Federal Income Tax: 1982—Con.

[Includes only establishments with payroll. For meaning of abbreviations and symbols, see introductory text. For explanation of terms and comparability of 1977 and 1982 censuses, see appendix A. For information on geographic areas followed by Δ, see appendix F]

Geographic area	Rank ¹	Receipts (\$1,000)	Cumulative		Geographic area	Rank ¹	Receipts (\$1,000)	Cumulative	
			Receipts (\$1,000)	Percent of State total				Receipts (\$1,000)	Percent of State total
Ohio—Con.					Ohio—Con.				
Cedarville	331	147	13 296 010	85.7					
Baltimore	(X)	(D)	(X)	(X)	New Miami	(X)	(D)	(X)	(X)
Coal Grove	(X)	(D)	(X)	(X)	South Lebanon	(X)	(D)	(X)	(X)
Lincoln Heights	(X)	(D)	(X)	(X)	Union	(X)	(D)	(X)	(X)
Lordstown	(X)	(D)	(X)	(X)	Windham	(X)	(D)	(X)	(X)
Newburgh Heights	(X)	(D)	(X)	(X)					

¹Places with suppressed receipts (if applicable) are listed at end of table rather than by rank to avoid disclosing data for individual companies.



APPENDIX A.

General Explanation

CENSUS COVERAGE AND METHODOLOGY

Structure and method of enumeration—Firms in the 1982 Census of Service Industries were divided into the nonmail universe and mail universe. The coverage and the method of obtaining census information from each follow:

1. The nonmail universe consists of selected small employers, i.e., single-establishment firms with payroll below a specified cutoff. (The term "employers" refers to firms with one or more paid employees at any time during 1982 as shown in the active administrative records of other Federal agencies, whether or not they were subject to payment of Federal Insurance Contributions Act (FICA) taxes.) Although the cutoff varied by kind of business, small employers generally were firms with one to four employees; they represented about 10 percent of total receipts of establishments covered in the census.

Data on receipts, payroll, and employment for employer firms below the cutoff were derived or estimated from administrative records of other Federal agencies, except for a 10-percent sample of small employer firms in classifications for which specialized data requirements precluded reliance solely on administrative records sources.

2. The mail universe consists of firms for which information was obtained basically by means of a mail canvass and includes:
 - a. Large employers, i.e., all employer firms above the size cutoff referred to in section 1. above. Within this category, a report of company organization is conducted periodically to identify firms which operated establishments at more than one location and to obtain information on payroll and mid-March employment at each location. The 1981 Report of Company Organization was used as a coverage check in the census. In the census mailing package containing the appropriate 1982 questionnaires, multiestablishment firms also were sent a form to use in updating the list of establishments with those opened since 1981.
 - b. The 10-percent sample of small employer firms in classifications for which specialized data requirements precluded reliance solely on administrative records sources (see section 1 above). These were sent the census mailing packages containing the appropriate 1982 questionnaire.

Method of classifying kinds of business—The service industries classifications for all establishments were based on the Standard Industrial Classification (SIC) Manual.¹ However, the method of assigning these classifications, and the level of detail at which establishments were classified, differed between the non-mail and mail universes as follows:

1. The nonmail universe was classified on the basis of the most current census kind-of-business classification available from one of the Bureau's current sample surveys or the 1977 census. Otherwise, the classification was obtained from the administrative records of other Federal agencies.

If the census or administrative record classification proved inadequate (none corresponded to a 1982 census classification in the detail required for employers), the firm was sent a brief inquiry requesting information necessary to assign a 1982 census kind-of-business code.

2. Establishments in the mail universe were classified on the basis of their self-designation, answers to questions on receipts by type of service provided, and other special inquiries.

COMPARABILITY OF THE 1977 AND 1982 CENSUSES

The 1977 and 1982 censuses were conducted under similar conditions and procedures except for the following:

Geographic areas—The boundaries of a number of areas for which data are shown in the 1982 census are not the same as in the 1977 census because of annexations, other boundary changes, redefinitions of SMSA's, and changes in qualifying criteria since 1977.

In 1977, separate data were published for certain census-defined, unincorporated places with 25,000 inhabitants or more. For 1982, data for census-defined, unincorporated places are no longer shown separately, but are included as part of the "remainder of county" statistics. In addition, improved methods, used in the 1982 census for determining the proper geographic areas into which businesses are tabulated within a given county, resulted in a number of businesses that were not tabulated as part of the "remainder of county" statistics in previous censuses being included within the "remainder of county" for 1982.

¹Standard Industrial Classification Manual: 1972. For sale by Superintendent of Documents, U.S. Government Printing Office, Washington, D.C. 20402. Stock No. 041-001-00066-6. 1977 Supplement, Stock No. 003-005-00176-0.

In 1977, special economic urban areas (see Geographic Areas Covered in introductory text) in New England qualified for separate publication if they had an urban population of at least 2,500 and a total population of at least 10,000. For 1982, the urban population requirement has been eliminated, and the area must have a population of 10,000 to qualify for separate publication.

Nonemployer firms—In 1977 and prior censuses, the combined data for all establishments (nonemployer firms plus establishments of employer firms) were presented for selected kind-of-business classifications, including all 2-digit major industry groups. For these censuses, data for nonemployer firms were obtained from administrative records of the Internal Revenue Service (IRS) based on business tax returns. For 1982, data for nonemployers and the combined data for all establishments are not available. These data could not be published as planned because many businesses were miscoded by the IRS into various miscellaneous categories rather than in the specific kinds of business. As a result, when the IRS supplied the Bureau of the Census with the kind-of-business codes derived from information reported for 1982 by businesses on IRS form 1040, Schedule C, the Bureau found that there were proportionately far more businesses classified in miscellaneous categories for 1982 than for 1977. The Bureau of the Census and the IRS are taking steps to ensure that data can be published for all establishments by kind of business in the 1987 and subsequent censuses.

Scope—In the 1977 Census of Service Industries, data were presented in the Geographic Area Series of reports in two separate segments. One segment was comprised of establishments of firms subject to Federal income tax and classified in industries covered in censuses prior to 1977.² The second segment was comprised of two sections. One section included establishments of firms which were subject to Federal income tax but classified in industries which were not covered in the censuses prior to 1977.³ Also included in this section was arrangement of passenger transportation (SIC 4722). The other section included all firms that were exempt from Federal income tax under provisions of section 501 or 521 of the Internal Revenue Code.⁴ Establishments of firms subject to Federal income tax were tabulated separately from those exempt from Federal income tax. The 1982 Census of Service Industries eliminates this segmentation. However, the taxable/tax-exempt distinction is maintained.

Some industries covered in the 1977 census were not covered for 1982: SIC's 806, 821, 822, 863, and 865. SIC 4722, which was included in the 1977 Census of Service Industries, is now published as part of the 1982 report, Selected Statistics for Transportation Industries, part of the 1982 Census of Transportation.

²SIC's 701; 703; 72; 73; 75; 76; 78; 79; 8072; 81; 891.

³SIC's 702; 704; 80 ex. 8072; 82; 83; 89 ex. 891.

⁴SIC's 4722; 84; 86 ex. 866; and other SIC's also mentioned in footnotes 2 and 3.

Federal income tax status/kind-of-business combinations—In the 1977 Census of Service Industries, firms were classified based on Federal income tax filing requirements. This classification was based primarily upon the response to an inquiry on the census questionnaire. Establishments which indicated that all or part of their income was exempt from Federal income tax under provision of section 501 or 521 of the IRS code were classified as tax-exempt; establishments indicating no such exemption were classified as taxable. For establishments in the nonmail universe, the tax status classification was based upon the type of tax return filed by the firm or organization.

For the most part, in 1977, establishments were grouped for publication according to their tax status. However, a few kinds of business⁵ were assumed to be exempt from Federal income tax, and were tabulated with the tax-exempt category. Establishments of firms that were exempt from Federal income tax, but which were in a kind of business not generally expected to be exempt, were tabulated in a miscellaneous kind-of-business category.

For the 1982 census, the same kinds of business⁵ are definitionally considered exempt from Federal income tax, certain kinds of business⁶ are tabulated according to their tax status, and the remaining kinds of business are definitionally considered subject to Federal income tax. The miscellaneous kind-of-business category of firms exempt from Federal income tax has been eliminated.

Volume measure—For 1982, as in previous censuses, the basic dollar volume measure for firms subject to Federal income tax is receipts; however, for 1982 the basic dollar volume measure for the tax-exempt category is revenue. For 1977, expenses was used as the basic measure. For 1982, expenses data are shown in table 2 for comparison to 1977. (See definitions of receipts, revenue, and expenses in the Explanation of Terms section below.)

EXPLANATION OF TERMS

Establishments—An establishment is a single physical location at which business is conducted. It is not necessarily identical with a company or enterprise, which may consist of one establishment or more. Statistics for service industries represent a summary of reports for individual establishments rather than companies. For cases where a census report was received, separate information was obtained for each location where business was conducted. When administrative records of other Federal agencies were used instead of a census report, no information was available on the number of locations operated. Estimates of this number were derived from a sample and will be provided in the service industries report, Miscellaneous Subjects (SC82-I-4). Each census report was tabulated according to the physical location at which

⁵SIC's 84; 86 ex. 866; 8111 pt..

⁶7011 pt., 7032, 7041, 7391, 7392, 7397, 7922, 7929, 7997, 7999 pt., 8051, 8059, 8081, 8091, 82, 83, and 8922.

the business was conducted. The count of establishments in this publication represents the number in business at the end of the year.

A comparison of the number of establishments in business at the end of the year versus the number active any time during the year for the United States as a whole is presented by kind-of-business group in appendix G of the United States Summary report included as part of this series.

When two activities or more were carried on at a single location under a single ownership, all activities generally were grouped together as a single establishment. The entire establishment was classified on the basis of its major activity and all data for it were included in that classification. However, when distinct and separate economic activities (for which different industry classification codes were appropriate) were conducted under the same ownership at a single location, and when conditions prescribed by the SIC manual for recognizing the existence of more than one establishment were met, separate establishment reports for each of the different activities were obtained in the census.

Leased service departments (separately owned businesses operated as departments or concessions of another service establishment or of a retail business under another ownership, such as a separately owned shoe shine parlor in a barber shop or a beauty salon in a department store) are treated as separate service establishments for census purposes. Leased retail departments located in service establishments (e.g., a gift shop located in a hotel) are considered separate retail establishments.

Firms—A firm is a business organization or entity consisting of one domestic establishment (location) or more under common ownership or control. For economic census purposes, the terms "firm" and "company" are synonymous.

Receipts (Basic dollar volume measure for service establishments of firms subject to Federal income tax)—Includes receipts from customers or clients for services rendered, from the use of facilities, and from merchandise sold during 1982 whether or not payment was received in 1982, except for health practitioners, legal services, and architectural, engineering and surveying services, which reported on a cash basis (payments received in 1982 regardless of when services were rendered). Gasoline, liquor, tobacco, and other excise taxes, which are paid by the manufacturer or wholesaler and included in the cost of goods purchased, are also included.

Receipts are net after deductions for refunds and allowances for merchandise returned by customers. Receipts do not include sales, occupancy, admissions, or other taxes collected from customers and remitted directly by the firm to a local, State, or Federal tax agency; nor do they include nonoperating income from such sources as interest, investments, or sale or rental of real estate.

Receipts in this report do not include service receipts of manufacturers, wholesalers, retail establishments, or other businesses whose primary activity is other than service. They do, however, include receipts other than

from services rendered (e.g., sale of merchandise to individuals or other businesses) by establishments primarily engaged in performing services and classified in the service industries.

Although the count of establishments in this report represents the number in business at the end of the year, the receipts figures include receipts of all establishments in business at any time during the year.

Revenue (Basic dollar volume measure for firms exempt from Federal income tax)—Includes revenue from customers or clients for services rendered and merchandise sold during 1982 whether or not payment was received in 1982. Also included are income from interest, dividends, gross contributions, gifts, and grants (whether or not restricted for use in operations), rents, royalties, dues and assessments from members and affiliates, and net receipts from fundraising activities. Receipts from taxable business activities, as well as tax-exempt activities, are included.

Revenue does not include sales, admissions, and other taxes collected by the organization from customers or clients and paid directly to a local, State, or Federal tax agency; income from the sale of real estate, investments, or other assets; receipts of separately operated departments, concessions, etc., which are leased to others; and amounts transferred to operating funds from capital or reserve funds.

Expenses—Expenses include payroll, employee benefits, interest and rent, taxes, cost of supplies used for operation, depreciation expense, fees paid for fundraising, and other expenses charged to operations during 1982.

Expenses in this report exclude outlays for purchase of real estate; construction and all other capital improvements; funds invested; assessments or dues paid to the parent or other chapters of the same organization; and, for fundraising organizations, funds transferred to charities and other organizations.

Annual payroll—Payroll includes all forms of compensation such as salaries, wages, commissions, bonuses, vacation allowances, sick-leave pay, and the value of payments in kind (e.g., free meals and lodgings), paid during the year to all employees. Tips and gratuities received by employees from patrons and reported to employers are included. For corporations, it includes amounts paid to officers and executives; for unincorporated businesses, it does not include profit or other compensation of proprietors or partners. Payroll is reported before deductions for social security, income tax, insurance, union dues, etc. This definition of payroll is the same as that used by the Internal Revenue Service on form 941.

First quarter payroll—This item consists of payroll, as defined above, paid to persons employed at any time during the quarter January to March 1982.

Paid employees for pay period including March 12—Paid employees consist of the full-time and part-time employees, including salaried officers and executives of

corporations, who were on the payroll in the pay period including March 12. Included are employees on paid sick leave, paid holidays, and paid vacations; not included are proprietors and partners of unincorporated businesses. The definition of paid employees is the same as that used on IRS form 941.

Legal form of organization—The legal form of organization for firms in the mail universe was based on the response to the organization status inquiry on the various census forms. The legal form of organization of nonmail firms was generally based on administrative records of other Federal agencies.

Limited data are published in this series of reports for individual proprietorships and partnerships. A later service industries report, Establishment and Firm Size (Including Legal Form of Organization), SC82-I-1, will present data by the following legal forms of organization for firms subject to Federal income taxes:

1. Corporations.
2. Individual proprietorships.
3. Partnerships.
4. Other.

Auxiliary establishments—Each company included in this census was asked to identify and report separately auxiliary locations whose primary functions were to manage, administer, service, or support the activities of the other establishments of the company. Data for auxiliaries which primarily support service establishments are presented for selected industrial classifications in tables included in the United States Summary report of this series. Data for auxiliaries are presented for more detailed industry breakdowns in a subsequent report issued as part of the 1982 Enterprise Statistics reports.

KIND-OF-BUSINESS CLASSIFICATIONS

Services, as defined in the 1972 SIC manual, include establishments primarily engaged in rendering a wide variety of services to individuals and business establishments.

Establishments covered by the census were assigned kind-of-business classifications according to the industry classifications defined in the 1972 SIC manual. When a more detailed classification than defined in the SIC manual was needed, additional kinds of business were identified within an SIC industry.

Some of the kind-of-business titles and/or codes used on several of the report forms are different from those in the 1972 SIC manual. The code variations do not affect the data tabulated in these publications, since all necessary adjustments are made during the data processing stage.

The basis for a kind-of-business classification is described above in Method of Classifying Kinds of Business. Descriptions for those kinds of business for which data are provided in this report follow.

Hotels, Rooming Houses, Camps, and Other Lodging Places (SIC Major Group 70)

This group includes establishments engaged in providing lodging, or lodging and meals, and camping facilities. Hotels which provide accommodations for permanent residents, tourist homes, and residential mobile home parks are classified in Major Group 65, Real Estate.

Hotels, motor hotels, and motels (SIC 7011)—The SIC manual combines hotels and motels into a single classification, Hotels, motels, and tourist courts.

For large geographic areas, however, data are presented for the following subdivisions of this classification:

1. Hotels, 25 guestrooms or more.
2. Hotels, less than 25 guestrooms.
3. Motels, tourist courts.
4. Motor hotels.

The classification of individual establishments into hotels, motor hotels, and motels and tourist courts was based primarily on the respondent's self-designation.

Rooming and boarding houses (SIC 702)—Establishments renting rooms, with or without board, on a fee basis to permanent or transient guests. Homes for the aged, for children, and for the handicapped that provide additional services, other than nursing care, are classified in Residential care (SIC 836) and homes that provide nursing care in Nursing and personal care facilities (SIC 805). Houses run by membership organizations are classified in Organization hotels and lodging houses, on membership basis (SIC 704).

Sporting and recreational camps (SIC 7032)—Sporting and recreational camps providing lodging and meals or lodging only. These include children's camps, fishing camps, hunting camps, and dude ranches.

Trailer parks and camp sites for transients (SIC 7033)—Establishments providing overnight or short-term sites for trailers, campers, or tents. Residential mobile home parks are classified in Major Group 65, Real Estate.

Organization hotels and lodging houses, on membership basis (SIC 704)—Lodging houses and hotels operated by membership organizations for the benefit of their members and guests, and not open to the general public. Commercial hotels operated by such organizations are classified in Hotels, motor hotels, and motels (group 701). Resident homes for the aged and others in need of residential, social, and personal care are classified in Residential care (SIC 836).

Personal Services (SIC Major Group 72)

This group includes establishments primarily engaged in providing services generally involving the care of one's

personal appearance or apparel, such as barber and beauty shops, dry-cleaning plants, laundries, and photographic studios.

For establishments classified in SIC 721, data for collecting and distributing units (branch outlets, pickup stations, terminals, or depots) owned and operated by a firm which does its own work are merged with those for the firm which owned them, and are not considered as separate establishments.

Power laundries, family and commercial (SIC 7211)—Establishments primarily engaged in operating mechanical laundries with steam or other power. Independently owned agencies for laundry plants are classified in SIC 7212. Laundries using small power equipment of household type are classified in SIC 7219. Excluded are establishments which have power laundry equipment, but which are primarily engaged in a specialty, such as industrial laundering, linen rental, or diaper service. These are classified in other categories within SIC 721.

Garment pressing, and agents for laundries and dry cleaners (SIC 7212)—Establishments primarily engaged in providing laundry and dry-cleaning services, but which have laundry and/or dry-cleaning work done by others. Independently owned collecting and distributing agencies serving dry-cleaning plants or power laundries are included in this classification.

Linen supply (SIC 7213)—Establishments primarily engaged in supplying, on a rental basis, such laundered linens as uniforms, aprons, table covers, bed linens, and towels. Establishments included in this classification may or may not operate their own power laundry facilities.

Diaper service (SIC 7214)—Establishments primarily engaged in supplying diapers (including disposable) and other baby linens to homes, usually on a rental basis. Such establishments may or may not operate their own power laundry facilities.

Coin-operated laundries and dry cleaning (SIC 7215)—Establishments primarily engaged in the operation of coin-operated laundry and/or dry-cleaning equipment. Included are establishments known as laundromats, launderettes, self-service dry cleaners, etc. Establishments which operate coin-operated laundering machines in apartment houses and similar locations are included. Establishments which rent coin-operated laundering machines (e.g., to apartment houses) are classified in SIC 7394.

For large geographic areas, data are presented for the following subdivisions of this classification:

1. Coin-operated laundries and dry-cleaning stores.
2. Coin-operated laundry machine routes.

Dry-cleaning plants, except rug cleaning (SIC 7216)—Plants primarily engaged in dry cleaning or dyeing apparel and household fabrics other than rugs for the general public. Establishments primarily engaged in cleaning and repairing rugs are classified in SIC 7217. Independently

owned agencies for cleaning plants are classified as SIC 7212. Establishments known as "tailor shops" or "cleaners" are included in this classification only if they do their own cleaning.

Carpet and upholstery cleaning (SIC 7217)—Plants primarily engaged in cleaning carpets and upholstered furniture. Establishments primarily engaged in rug repairing are classified in SIC 7699.

Industrial launderers (SIC 7218)—Establishments primarily engaged in supplying laundered or dry-cleaned work uniforms, wiping towels, safety equipment (gloves, flame resistant clothing, etc.), dust control items (treated mats or rugs, mops, tool dust covers, cloths, etc.), and similar items to industrial or commercial users. These items may belong to the industrial launderers and be supplied to users on a rental basis, or they may be the customer's own goods. Establishments included in this industry may or may not operate their own laundry or dry-cleaning facilities.

Laundry and garment services, n.e.c. (SIC 7219)—Establishments primarily engaged in furnishing other laundry services, including repairing, altering, and storing clothes for individuals, and in the operation of Chinese, French, and other hand laundries. Custom tailors and fur shops making fur apparel to custom order are classified in retail trade.

Photographic studios, portrait (SIC 722)—Establishments primarily engaged in photography for the general public. Included in this classification are portrait photographers and school, home, and transient photographers. Establishments primarily engaged in commercial photography are classified in SIC 7333. Establishments primarily engaged in film developing and/or print processing for the trade or for the general public are included in SIC 7395; those engaged in motion picture film processing are classified in SIC 7819.

Beauty shops (SIC 723)—Establishments primarily engaged in providing beauty services or both beauty and barber services. Schools for the instruction of beauticians are also included provided a clinic is operated in which a charge is made for services performed by students. Beauty shop concessions (owned and operated by concessionaires) in hotels, department stores, etc., are included. However, beauty shops owned by another business and operated as part of that other business (e.g., hotels, department stores) are not included.

Barber shops (SIC 724)—Establishments primarily engaged in providing barber services. Barber colleges are also included provided a charge is made for services performed by students. Barber shop concessions (owned and operated by concessionaires) in hotels and other places are included. However, barber shops owned by another business and operated as part of that other business (e.g., hotels) are not included.

Shoe repair, shoe shine, and hat-cleaning shops (SIC 725)—Establishments primarily engaged in repairing footwear, shining shoes, or cleaning and blocking hats. Shoe repair, shoe shine, or hat-cleaning departments operated as part of other service or retail establishments, such as valet shops, laundries; shoe stores, and department stores, are not included as separate service establishments unless independently owned and operated.

Funeral service and crematories (SIC 726)—Establishments primarily engaged in preparing the dead for burial, conducting funerals, and cremating the dead. Receipts include funeral merchandise sold and services provided directly by the establishments, such as caskets, burial clothing, and ambulance service. Also included in the receipts are reimbursements for expenditures made to other establishments for funeral-related merchandise sales and services, such as flower sales and livery service. Cemeteries, and crematories operated in conjunction with cemeteries, are classified in SIC 6553; crematories and burial services for pets, in SIC 0752.

Miscellaneous personal services (SIC 729)—Establishments primarily engaged in providing personal services, not elsewhere classified, such as Turkish baths; reducing salons; costume and formal wear rental; operation of coin-operated personal service machines, such as weighing machines, public lockers (except cold storage), pay toilets, etc.; social escort service; checkroom concessions; dressmaking service (material owned by customer); and income tax return preparation service. Establishments operating coin-operated amusement machines, such as pinball machines and juke boxes, are classified in SIC 7993. Coin-operated machine rental is classified in SIC 7394. Establishments which operate coin-operated laundering machines in apartment houses and similar locations are classified in SIC 7215.

For large geographic areas, data are presented for the following subdivisions of this classification:

1. Reducing salons and health clubs, except resorts.
2. Tax preparation services.
3. Other personal services, n.e.c.

Business Services (SIC Major Group 73)

This group includes establishments primarily engaged in providing services, not elsewhere classified, to business enterprises on a fee or contract basis.

Advertising agencies (SIC 7311)—Establishments primarily engaged in preparing advertising (writing copy, art work, graphics, and other creative work); providing advertising consultation; and placing advertising in periodicals, newspapers, radio, television, or other advertising media, for clients on a commission or fee basis. Establishments which place advertising with media only (media buying services) are classified in SIC 7319. Establishments which provide commercial art for advertising, but do not place the advertising with media, are

classified in SIC 7333. Establishments which write copy, but do not place advertising with media, are classified in SIC 8999. Establishments which solicit advertising for nonaffiliated radio, television, newspapers, or magazines are classified in SIC 7313.

Outdoor advertising services (SIC 7312)—Establishments primarily engaged in the preparation and presentation of poster displays and painted and electric displays (principally outdoors) on panels, bulletin boards, and frames. Such establishments may (as incidental services) construct, repair, and maintain display boards and post advertisements. Sign painting shops are classified in SIC 7399. Shops which make neon signs to order are classified in manufacturing. Establishments primarily engaged in erecting signs are classified in construction.

Radio, TV, and publishers' advertising representatives (SIC 7313)—Establishments primarily engaged in soliciting advertising on a fee basis for (nonaffiliated) newspapers, magazines, and other publications or for radio and television stations. Advertising sales offices operated by these media are classified as auxiliaries and are not included in this census.

Advertising, n.e.c. (SIC 7319)—Establishments primarily engaged in furnishing advertising services, not elsewhere classified, such as handbill distribution, distribution of samples, and transit advertising. Establishments which are primarily engaged in providing commercial art or graphics for the advertising industry are classified in SIC 7333. Establishments primarily engaged in mail advertising services, compiling and selling mailing lists, and related services are classified in SIC 7331.

Consumer credit reporting agencies, mercantile reporting agencies, and adjustment and collection agencies (SIC 732)—Establishments primarily engaged in mercantile and consumer credit reporting or the collection or adjustment of claims. Centralized charge services are classified in SIC major group 61. Insurance adjustment agencies and loan companies are also excluded from this census.

For large geographic areas, data are presented for the following subdivisions of this classification:

1. Adjustment and collection agencies.
2. Mercantile reporting agencies.
3. Consumer credit reporting agencies.

Direct mail advertising services (SIC 7331)—Establishments primarily engaged in furnishing services for direct mail advertising, such as creating, producing, and mailing of direct mail advertising. This industry also includes establishments primarily engaged in compiling and selling mailing lists. Establishments primarily engaged in reproducing direct mail copy to order, but which perform none of the other direct mail advertising services, are classified in SIC 7339. Establishments engaged only in printing the copy are classified in manufacturing.

Blueprinting and photocopying services (SIC 7332)— Establishments primarily engaged in reproducing drawings, plans, maps, or other copy, by blueprinting or photocopying. Printing, including "quick printing," is classified in manufacturing.

Commercial photography, art, and graphics (SIC 7333)— Establishments engaged in performing graphics, commercial art, or commercial photography services for advertising agencies, publishers, and other business and industrial users. Producers of still and slide films are included here. Establishments engaged in medical photography and art are classified in SIC 8091. Art, except commercial and medical, is classified in SIC 8999. Establishments primarily engaged in portrait photography are classified in SIC 7221.

For large geographic areas, data are presented for the following subdivisions of this classification:

1. Commercial photography.
2. Commercial art.
3. Graphic arts and related design and commercial photography, n.e.c.

Stenographic services; and reproduction services, n.e.c. (SIC 7339)— Establishments primarily engaged in furnishing stenographic services and establishments primarily engaged in mimeographing, rotoprinting, multilithing, and reproduction services. Not included in this industry are establishments primarily engaged in printing (included in manufacturing), blueprinting and photocopying (SIC 7332), and duplicating in connection with direct mail advertising (SIC 7331).

Window cleaning (SIC 7341)— Establishments primarily engaged in cleaning windows in structures.

Disinfecting and exterminating services (SIC 7342)— Establishments primarily engaged in providing disinfecting and deodorizing services and in exterminating insects, rodents, and other pests.

Cleaning and maintenance services, n.e.c. (SIC 7349)— Establishments primarily engaged in furnishing, to structures, cleaning and maintenance services, not elsewhere classified, such as janitorial services, floor waxing, and office cleaning. General building maintenance service is included, but general repair contractors primarily engaged in building repair and maintenance work, or in the cleaning of building exteriors by sand or steam blasting, or in cleaning up after construction, are classified in construction.

News syndicates (SIC 735)— Establishments primarily engaged in furnishing news, pictures, features, etc., and in supplying news reporting services to newspapers, periodicals, and radio and television broadcasters. Non-profit syndicates operated on a membership basis and commercial (nonmembership) news syndicates are both included in this classification. Separate establishments of newspaper and periodical publishers which are engaged in gathering news are classified as auxiliaries.

Employment agencies (SIC 7361)— Establishments primarily engaged in providing placement and employment services to employers or those seeking employment. Modeling agencies and nurses' registries are included. Theatrical, radio, and television employment agencies are classified in SIC 7922; motion picture casting bureaus, in SIC 7819; and establishments engaged in furnishing help to other businesses, in SIC 7362.

Help supply services (SIC 7362)— Establishments primarily engaged in supplying help (except agricultural) to other businesses on a contract basis. The help supplied is on the payroll of the supplying establishment. Included are establishments known as "labor pools" and "contract labor offices." Establishments primarily engaged in providing placement and employment services are classified in SIC 7361.

For large geographic areas, data are presented for the following subdivisions of this classification:

1. Office help supply services.
2. Help supply, except office workers.

Facilities management services (SIC 7369)— Establishments, not elsewhere classified, primarily engaged in providing personnel to operate specified facilities or to provide services on a fee or contract basis within another business (or government) establishment or installation. Establishments primarily providing one specialized service are classified in the specialized industry, e.g., janitorial service is included in SIC 7349. Management service only is classified in SIC 7392. Computer facilities management is classified in SIC 7374. Establishments which provide both management and staff to operate a business are classified according to the type of activity of the business operated.

Computer programming and other software services (SIC 7372)— Establishments primarily engaged in providing services in computer programming, systems design and analysis, and other computer software. Establishments primarily engaged in the reproduction and sale of prepackaged computer programs and other software may be included here. When not computer related, these services are classified in SIC 7392.

Data processing services (SIC 7374)— Establishments primarily engaged in providing data processing services to others. Service may consist of complete processing and preparation of reports from data supplied by the customer or it may be specialized, such as keying or making data processing equipment available to others on an hourly or time-sharing basis. Also included are establishments primarily engaged in the management and operation of the computer and data processing facilities of others on a continuing basis.

For large geographic areas, data are presented for the following subdivisions of this classification:

1. Data processing services, except facilities management.
2. Computer facilities management.

Computer related services, n.e.c. (SIC 7379)— Establishments primarily engaged in providing computer-related services, not elsewhere classified. Renting and leasing of computers and related data processing equipment is included here, except for finance leasing, which is classified in SIC major group 61. Direct leasing by computer manufacturers is classified in manufacturing or wholesale trade. Also included here are establishments engaged in repair and maintenance of computers, and computer consulting services.

Research and development laboratories (SIC 7391)— Establishments primarily engaged in laboratory or other physical research and development activities on a fee or contract basis. Research and development laboratories which perform supporting services for other establishments of the same company are classified as auxiliary to the establishments serviced and are not included here. Also excluded from this classification are establishments engaged in speculative research and development with the intent to manufacture the products of the research or to license others for the use of the patents or processes developed. Nonprofit research agencies funded primarily by investments, grants, or contributions are classified in SIC 8922.

Management, consulting, and public relations services (SIC 7392)— Establishments primarily engaged in furnishing a wide variety of general or specialized management, consulting, or public relations services, such as business analysis, business research, efficiency planning, industrial management, market research, personnel management, and traffic consulting, on a contract or fee basis. Establishments primarily engaged in computer related systems analysis, systems engineering, operations research, and other software services, including computer programming services, are classified in SIC 7372. Management and operation of a business, where operating staff as well as management are provided, is classified in the industry of the establishment managed, e.g., hotel management and operation.

For large geographic areas, data are presented for the following subdivisions of this classification:

1. Management and administrative services.
2. Public relations services.
3. Management consulting services.
4. Economic and sociological research.
5. Consulting services, n.e.c.

Detective agencies and protective services (SIC 7393)— Establishments primarily engaged in providing personnel for detective, investigative, patrolling, night watching, or personal protection services for businesses and/or individuals. Establishments primarily engaged in installation, maintenance, and monitoring of mechanical protective devices, such as burglar and fire alarm systems, are classified here, but establishments engaged only in the installation of such devices are included in construction,

and establishments engaged only in the sale and installation of such devices are classified in wholesale or retail trade. Armored car services are also included in this industry.

For large geographic areas, data are presented for the following subdivisions of this classification:

1. Detective agencies and guard services.
2. Armored car services.
3. Burglar and fire alarm systems.

Equipment rental and leasing services (SIC 7394)— Establishments primarily engaged in renting or leasing (except finance leasing) of machinery, tools, and other equipment, including heavy construction and earth moving equipment. Establishments primarily engaged in finance leasing are classified in SIC major group 61. Establishments renting and leasing automobiles and trucks without drivers are classified in SIC 751; those renting automobiles with drivers, in SIC major group 41. Establishments renting trucks with drivers are classified in transportation; personal items such as lockers (other than refrigerated), clothes, and pillows, in SIC 7299; amusement and recreation items such as bicycles, canoes, and beach chairs and accessories, in SIC 7999; and commercial boats, in SIC major group 44. Direct leasing of machinery or equipment by the manufacturer is classified in manufacturing or wholesale trade. Establishments primarily leasing computer time, including time-sharing services, are classified in SIC 7374; those leasing or renting computers or data processing equipment, in SIC 7379.

For large geographic areas, data are presented for the following subdivisions of this classification:

1. Equipment rental.
2. Equipment leasing, except finance leasing.
3. Leasing or rental of heavy construction equipment without operators.
4. Rental of heavy construction equipment with operators.

Photofinishing laboratories (SIC 7395)— Establishments primarily engaged in the developing of films and in photoprinting and enlarging for the trade and/or for the general public. Data for retail outlets (kiosks) for the pickup and delivery of film, which are owned and operated by photofinishing laboratories, are merged with data for the laboratory which owns them, and are not treated as separate establishments. Establishments primarily engaged in processing motion picture films for the motion picture and television industries are classified in SIC 7819.

Trading stamp services (sales offices) (SIC 7396)— Establishments primarily engaged in selling trading stamps or merchandise coupons to merchants. The redemption stores of trading stamp companies are not included here, but are classified as auxiliary to this industry.

Testing laboratories and facilities (SIC 7397)—Establishments primarily engaged in product testing on a fee or contract basis. Testing laboratories which perform supporting services for other establishments of the same company are classified as auxiliary to the establishments serviced and are not included here. Noncommercial testing laboratories are also included in this category. Testing services for education or personnel (not providing instruction or training) are classified in SIC 7392.

Business services, not elsewhere classified (SIC 7399)—Establishments primarily engaged in furnishing business services, not elsewhere classified, such as auctioneers' establishments (service only), business brokers, drafting service, independent lecture bureaus, inspection service, printing brokers, notary publics, and decorating or trimming shop windows.

For large geographic areas, data are presented for the following subdivisions of this classification:

1. Sign painting shops—Establishments primarily engaged in making signs to individual order or in doing office door and window lettering. Establishments primarily engaged in making signs other than on a custom basis and neon sign manufacturers are classified in manufacturing.
2. Interior designing—Establishments primarily engaged in advising clients on the selection of furniture, draperies, rugs, and other interior decorations on a fee or commission basis. Establishments providing an interior designing service, but primarily engaged in the sale of merchandise, are not included. Painting and papering contractors who frequently call themselves "interior decorators" are classified in construction.
3. Telephone answering services—Establishments primarily engaged in transmitting telephone messages to their clients.
4. Water softening services—Establishments primarily engaged in softening water by chemical treatment or other method.
5. Packaging and labeling services—Establishments primarily engaged in packaging and labeling products, on a contract or fee basis, in packages or other containers normally intended for retail distribution. Companies primarily engaged in packing, crating, and otherwise preparing goods for shipping are classified as transportation.
6. Miscellaneous business services, n.e.c.—Establishments primarily engaged in furnishing business services, not elsewhere classified.

Automotive Repair, Services, and Garages (SIC Major Group 75)

This group includes establishments primarily engaged in furnishing automotive repair, parking, rental, and other services to the general public. Similar facilities owned and operated by concerns for their own use and not available

to the general public are treated as auxiliary establishments of those concerns and are not included here. Automobile repair departments maintained by establishments engaged in the sale of new automobiles are classified in retail trade, as are gasoline service stations (where sales of merchandise (including fuel) exceed repair receipts). Automobile driving instruction is classified in SIC 8299.

Automotive rental and leasing, without drivers (SIC 751)—Establishments primarily engaged in daily or extended-term rental or leasing of passenger automobiles, trucks, truck tractors and trailers, and other automotive equipment without drivers. Establishments primarily engaged in renting automobiles with drivers are out of scope; those renting or leasing trucks with drivers are classified in SIC group 421; and those renting or leasing heavy construction and earth moving equipment are classified in SIC 7394. Establishments primarily engaged in finance leasing are classified in SIC major group 61.

For large geographic areas, data are presented for the following subdivisions of this classification:

1. Passenger car rental, without drivers (SIC 7512 Part)—Establishments primarily engaged in the short-term rental of passenger cars without drivers. Data for separate automotive rental offices or concessions (e.g., airport locations) in the same metropolitan area, for which a common fleet is maintained, are merged, and are not considered separate establishments.
2. Passenger car leasing, except finance leasing (SIC 7512 Part)—Establishments primarily engaged in extended-term leasing of passenger cars without drivers. These establishments may or may not provide maintenance of the vehicle as part of the lease contract.
3. Truck rental, without drivers (SIC 7513 Part)—Establishments primarily engaged in the short-term rental of trucks, truck tractors, or semitrailers without drivers.
4. Truck leasing, except finance leasing (SIC 7513 Part)—Establishments primarily engaged in extended-term leasing of trucks, truck tractors, or semitrailers without drivers. These establishments may or may not provide maintenance of the vehicle as part of the lease contract.
5. Utility trailer and recreational vehicle rental (SIC 7519)—Establishments primarily engaged in the rental (usually short term) of utility and house trailers and recreational vehicles.

Parking lots (SIC 7523)—Establishments primarily engaged in the temporary open air parking of automobiles, usually on an hourly, daily, or monthly basis. Establishments which are a combination of parking lot and structure are classified in SIC 7525. Excluded are municipal parking lots and lots operated by establishments or institutions primarily engaged in other activities, e.g., department stores, hospitals, restaurants. Valet parking is classified in SIC 7299.

Parking structures (SIC 7525)—Establishments primarily engaged in the temporary parking or live storage of automobiles within a structure. Long-time or dead storage of automobiles is not included. Establishments which are a combination of structure and lot are included in this classification. Excluded are municipal parking structures and structures operated by establishments or institutions primarily engaged in other activities, e.g., office buildings, apartment buildings, universities. Valet parking is classified in SIC 7299.

Top and body repair shops (SIC 7531)—Establishments primarily engaged in the repair of automotive tops, bodies, and interiors.

Tire retreading and repair shops (SIC 7534)—Establishments primarily engaged in repairing and retreading automotive tires. Establishments classified here may either retread customers' tires or retread tires for sale or exchange to the user or the trade.

Paint shops (SIC 7535)—Establishments primarily engaged in automotive painting and refinishing.

General automotive repair shops (SIC 7538)—Establishments primarily engaged in the general repair of automotive vehicles. Establishments primarily engaged in the specialized repair of individual engine components, not elsewhere classified, are classified in SIC 7539. Establishments primarily engaged in repair of motorcycles are classified in SIC 7699.

For large geographic areas, data are presented for the following subdivisions of this classification:

1. General automotive repair shops, except diesel.
2. Diesel repair shops.

Automotive repair shops, n.e.c. (SIC 7539)—Establishments primarily engaged in specialized automotive repair, not elsewhere classified, such as fuel service, brake relining, and exhaust system repair.

For large geographic areas, data are presented for the following subdivisions of this classification:

1. Auto electrical and fuel system services—Establishments primarily engaged in providing automotive engine tune-ups and in repairing automotive electrical systems and fuel components, including carburetors.
2. Radiator repair—Establishments primarily engaged in the repair and cleaning of automotive radiators.
3. Glass replacement and repair—Establishments primarily engaged in the repair and replacement of automotive glass.
4. Brake, front end, and wheel alignment—Establishments primarily engaged in relining, repairing, and adjusting automotive brakes; wheel alignment; and repairing and installing springs, axles, and shock absorbers.
5. Exhaust system services (muffler shops)—Establishments primarily engaged in the installation or

repair of automotive exhaust systems (mufflers). The sale of the mufflers or tailpipes is considered to be incidental to the installation of these products.

6. Transmission repair shops—Establishments primarily engaged in the repair of automotive transmissions. If transmissions are sold and installed, the sale of the transmission is considered incidental to the installation. If the transmissions are repaired on a factory basis, the establishment is classified in manufacturing.

7. Other automotive repair shops, n.e.c.—Establishments primarily engaged in specialized automotive repairs, not elsewhere classified, such as frame repair, piston ring service and repair, speedometer repair, heater and air-conditioning repair, etc.

Car washes (SIC 7542)—Establishments primarily engaged in washing cars (custom car wash) or furnishing facilities for the self-service washing of cars and trucks. Waxing and polishing are also classified here.

Other automotive services (SIC 7549)—Establishments primarily engaged in furnishing automotive services, not elsewhere classified, such as lubricating service, towing service, diagnostic service, undercoating service, inspection service, etc.

Miscellaneous Repair Services (SIC Major Group 76)

This group includes establishments primarily engaged in miscellaneous repair services, not elsewhere classified. Repair departments of retail dealers or manufacturers are not included unless operated as separate establishments and reported as such. This group does not include some repair services of which the more important are: automotive repair services, classified in SIC major group 75; garment and shoe repair, classified in major group 72; and computer maintenance and repair services, classified in SIC 7379. Excluded are ship and boat repair, and railroad repair shops which are included in the census of manufactures.

Radio and TV repair shops (SIC 7622)—Establishments primarily engaged in repairing radio and television sets; phonographs, high fidelity (hi-fi) or stereophonic equipment, and tape recorders; in installing and repairing television, amateur and citizens' band antennas; or in installing and servicing radio transmitting and receiving equipment in homes or offices, or in small boats, automobiles, or other vehicles. Establishments primarily engaged in selling radio and television sets are classified in retail trade. Repair departments of radio and television dealers are not included here unless operated and reported as separate establishments.

Refrigeration and air-conditioning repair shops (SIC 7623)—Establishments primarily engaged in servicing and repairing household and commercial electrical refrigerators and air-conditioning and refrigeration equipment.

Establishments primarily engaged in servicing and repairing gas refrigerators are classified in SIC 7699. Establishments primarily engaged in installing refrigeration and air-conditioning systems are classified in construction.

Electrical and electronic repair shops, n.e.c. (SIC 7629)—Establishments primarily engaged in the servicing and repair of electrical and electronic equipment and electrical appliances (washing machines, vacuum cleaners, irons, toasters, etc.), not elsewhere classified. Radio and television repair shops are classified in SIC 7622. Refrigeration repair shops are classified in SIC 7623. Electrical contractors and electrical shops engaged primarily in house wiring are included in construction. Armature rewinding and the repair of electric motors are classified in SIC 7694. Repair of computers and related equipment is classified in SIC 7379.

Watch, clock, and jewelry repair (SIC 763)—Establishments primarily engaged in the repair of watches, clocks, and jewelry.

Reupholstery and furniture repair (SIC 764)—Establishments primarily engaged in furniture reupholstering and repair. Establishments primarily engaged in selling upholstery materials, making slipcovers, draperies, etc., to order, or in upholstering new frames to individual order are classified in retail trade, as are establishments making furniture and cabinet work on a custom basis to individual order.

Welding repair (SIC 7692)—Establishments primarily engaged in repair work by welding. Automotive welding is classified here. Welding in connection with the manufacture of a product is classified as manufacturing. Welding contractors doing welding work on the construction site are classified in construction, SIC 1799.

Armature rewinding shops (SIC 7694)—Establishments primarily engaged in rewinding armatures and rebuilding or repairing electric motors. Establishments classified here may either repair customers' equipment or repair or rebuild for sale or exchange to users or to the trade. Establishments primarily engaged in the repair of electrical appliances are classified in SIC 7629.

Repair shops and related services, n.e.c. (SIC 7699)—Establishments primarily engaged in specialized repair services, not elsewhere classified, such as farm machinery and equipment repair; lawnmower, saw, knife, and tool sharpening and repair; bicycle repair; lock and gun repair; musical instrument repair; and the repair of typewriters and business machines. Repair services which involve primarily electrical or electronic equipment or components are classified in SIC 7629; however, primarily mechanical repair of electrically powered equipment, for example, electric sewing machine repair, is included here.

For large geographic areas, data are presented for the following subdivisions of this classification:

1. Farm machinery and equipment repair shops—Establishments primarily engaged in the repair of farm machinery and equipment.

2. Lawnmower, saw, knife, tool sharpening and repair—Establishments primarily engaged in sharpening and repairing lawnmowers, saws, knives, and tools.
3. Sewer and septic tank cleaning services—Establishments primarily engaged in cleaning or repairing sewers and septic tanks. Establishments which install septic tanks are classified in construction.
4. Other repair and related services, n.e.c.—Establishments primarily engaged in specialized repair services, not elsewhere classified, such as aircraft flight instrument repair (except electrical), blacksmith shops, bicycle repair, boiler repair, camera repair, dental instrument repair, furnace and chimney cleaning, gunsmith shops, key duplicating shops, motorcycle repair, musical instrument repair, taxidermists, typewriter repair, umbrella repair, and venetian blind repair.

Motion Pictures (SIC Major Group 78)

This group includes establishments producing and distributing motion pictures, exhibiting motion pictures in commercially operated theaters, and furnishing services to the motion picture industry. The term "motion pictures" includes similar productions for television or other media using film, tape, or other means.

Motion picture production, except for TV (SIC 7813)—Establishments primarily engaged in the production of motion pictures for exhibition other than for television. Establishments engaged in both production and distribution are included here.

Motion picture, tape production for TV (SIC 7814)—Establishments primarily engaged in the production of motion pictures and of tapes, including commercials, for television exhibition. Establishments engaged in both production and distribution are included here.

Services allied to motion picture production (SIC 7819)—Establishments primarily engaged in performing services independent of motion picture production, but allied thereto, such as motion picture film processing, editing, and titling. Also included are casting bureaus, wardrobe and studio property rental, rental and repair of cameras and other motion picture equipment, stock footage film libraries, and television tape services (editing, transfers, etc.).

Motion picture film exchanges (SIC 7823)—Establishments primarily engaged in renting films to exhibitors other than in the field of television. Establishments engaged in both distribution and production are included in SIC 7813.

Film or tape distribution for TV (SIC 7824)—Establishments primarily engaged in renting film or tape to exhibitors in the field of television. Establishments engaged in both distribution and production are in SIC 7814.

Services allied to motion picture distribution (SIC 7829)—Establishments primarily engaged in performing auxiliary services to motion picture distribution, such as film delivery service, film purchasing and booking agencies, and film libraries.

Motion picture theaters, except drive-in (SIC 7832)—Commercially operated conventional "four-wall" theaters primarily engaged in the indoor exhibition of motion pictures. Establishments primarily engaged in the commercial exhibition of motion pictures on an itinerant basis with portable projection and sound equipment are included here.

Drive-in motion picture theaters (SIC 7833)—Commercially operated theaters, commonly known as open-air or drive-in, primarily engaged in the outdoor exhibition of motion pictures.

Amusement and Recreation Services, Except Motion Pictures (SIC Major Group 79)

This group includes establishments primarily engaged in providing amusement, recreation, or entertainment on payment of a fee or admission charge, except motion pictures. Gambling businesses, where legal, are also included in this major group; however, combined gambling and lodging facilities with 25 guestrooms or more are classified in SIC 7011.

Dance halls, studios, and schools (SIC 791)—Establishments primarily engaged in operating public dance halls or ballrooms and dance studios and schools. The renting of dance halls or ballrooms to operators is classified as real estate and excluded from this census.

For large geographic areas, data are presented for the following subdivisions of this classification:

1. Public dance halls or ballrooms.
2. Dance schools, including children's and professional.

Theatrical producers (except motion pictures), bands, orchestras, and entertainers (SIC 792)—This classification includes the subgroups indicated below, shown separately for large geographic areas:

1. Producers of live theatrical productions (SIC 7922 Part)—Establishments primarily engaged in presenting live theatrical productions. Theaters which are normally rented to theatrical producers are classified as real estate operations and excluded from this census.
2. Producers of radio and TV shows, except tape (SIC 7922 Part)—Establishments primarily engaged in producing shows for presentation on radio, television, in night clubs, etc.
3. Artists' and entertainers' managers or agents, concert bureaus, booking agents (SIC 7922 Part)—Establishments primarily engaged in representing performers and producers for a fee or commission.

4. Other theatrical services (SIC 7922 Part)—Businesses engaged in theatrical services, not elsewhere classified, such as ticket agencies; theatrical, television, and radio employment agencies; theatrical equipment rental and design; lighting; etc.

5. Dance groups and artists (SIC 7929 Part)—Companies, groups, and artists primarily engaged in the presentation of ballet; modern, folk, or ethnic dance; and similar dance presentations.

6. Symphony orchestras, opera companies, and chamber music organizations (SIC 7929 Part)—Symphony orchestras, opera companies, and chamber music organizations (including chamber orchestras) organized for the presentation of their musical specialty.

7. Other music and entertainment presentations (SIC 7929 Part)—Dance and stage bands, orchestras (except symphony or chamber), combos, quintets, soloists, and similar musical organizations, groups, and artists, as well as other entertainers operating on a contract or fee basis for restaurants, night clubs, radio and television, etc. Also included are promoters of a variety of entertainment.

Billiard and pool establishments (SIC 7932)—Establishments primarily engaged in providing facilities for playing billiards and pool.

Bowling alleys (SIC 7933)—Establishments primarily engaged in providing facilities for bowling.

Professional sports clubs, managers, promoters (SIC 7941)—Operators and promoters of professional and semi-professional athletic clubs, promoters of athletic events, and managers of individual professional athletes. Receipts of such establishments do not include revenue from radio or television broadcasts, from sales of players, from concession operators, or from noncustomer sources. Establishments primarily engaged in renting stadiums and athletic fields to sports promoters and clubs are classified as real estate.

For large geographic areas, data are presented for the following subdivisions of this classification:

1. Baseball clubs.
2. Football clubs.
3. Other professional sports clubs.
4. Managers and promoters.

Racing, including track operation (SIC 7948)—Promoters and participants in racing activities, including race track operators, operators of racing stables, jockeys, race horse trainers, and race car owners and operators. Establishments which own race tracks, but do not engage in promotion of racing events, are classified in real estate and are not included in the censuses. Stables and kennels primarily engaged in the breeding or boarding of horses and dogs are classified in agriculture.

For large geographic areas, data are presented for the following subdivisions of this classification:

1. Auto race track operation.
2. Horse race track operation.
3. Dog race track operation.
4. Racing stables and racing, n.e.c.

Public golf courses (SIC 7992)—Establishments privately operated and primarily engaged in the operation of golf courses open to the public on a fee basis. Municipally owned and operated golf courses are not included. Membership golf and country clubs are included in SIC 7997. Miniature golf courses and golf driving ranges are classified in SIC 7999.

Coin-operated amusement device operators (SIC 7993)—Establishments primarily engaged in operating coin-operated amusement devices either in their own or in other places of business. Such amusement machines include juke boxes, pinball machines, mechanical games, slot machines (where legal), and similar types of amusement equipment. Amusement arcades or parlors are also included. Establishments primarily engaged in rental of such devices are classified in SIC 7394.

Amusement parks (SIC 7996)—Establishments known as amusement parks, theme parks, kiddie parks, etc., which group together a number of attractions such as mechanical rides, amusement devices, refreshment stands, picnic grounds, etc. Individual ride operators or concessionaires operating within the park are classified in SIC 7999. Carnivals operating without a fixed exhibition site are also classified in SIC 7999. Owners of the grounds who do not operate the amusement park are classified in real estate.

Membership sports and recreation clubs (SIC 7997)—Sports and recreation clubs which maintain facilities restricted to use by members and their guests. Country, golf, tennis, yacht, and swimming clubs are included in this industry. Such establishments are classified here regardless of the proportion of receipts derived from food or liquor sales. Health clubs are classified in SIC 7299. Membership organizations engaged in civic, social, or fraternal activities are classified in SIC 864.

Amusement and recreation services, n.e.c. (SIC 7999)—Establishments primarily engaged in the operation of sports, amusement, and recreation services, not elsewhere classified, such as bathing beaches, swimming pools, riding academies and schools, etc. Membership sports and recreation clubs not open to the general public are classified in SIC 7997.

For large geographic areas, data are presented for the following subdivisions of this classification:

1. Concession operators of amusement devices and rides—Concession operators of mechanical rides or of amusement devices in amusement parks, carnivals, circuses, or fairs; or operators of independently operated rides or devices of this type.

2. Carnivals and circuses—Establishments operating a group of amusement, service, and/or retail units and generally known as carnivals, which do not have any fixed exhibition site; or companies engaged in the operation of circuses having acrobatic and animal shows and individual circus acts. Side shows are included here.
3. Fairs—Establishments primarily engaged in arranging and operating the exhibitions and related activities usually associated with county or State fairs. Carnivals and side shows which may be part of the fair, but which are independently owned and operated, are included in the subgroup, "Carnivals and circuses." Other amusement device concessions independently owned and operated are included in the subgroup "Concession operators of amusement devices and rides."
4. Commercial museums, art galleries, and botanical and zoological gardens—Museums, art exhibitors, and botanical and zoological gardens which are supported primarily by admission charges. Commercial art galleries or art dealers primarily selling to the general public are classified in retail trade, SIC 5999. Museums, art galleries, and botanical and zoological gardens supported primarily by contributions, grants, etc., are classified in SIC major group 84.
5. Roller skating rinks—Establishments primarily engaged in operating rinks for roller skating open to the general public for a fee.
6. Ice skating rinks—Establishments primarily engaged in operating rinks for ice skating open to the general public for a fee.
7. Other amusement and recreation services, n.e.c.—Establishments primarily engaged in the commercial operation of sports, amusement, and recreation services, not elsewhere classified. Included are establishments engaged in instruction for sports or recreation, such as baseball, bridge, golf, judo, karate, skiing, swimming, tennis, etc. It also includes establishments renting articles for amusement and recreation, such as beach chairs and accessories, bicycles, golf carts, small boats and canoes, saddle horses, etc.

Other establishments in this classification include commercially operated athletic clubs or gymnasiums, bathing beaches, domino parlors, gambling establishments (where legal), golf driving ranges, miniature golf, riding academies and stables, shooting galleries, slot-car tracks, ski lifts, day camps, and establishments engaged in the commercial operation of swimming pools open to the general public for a fee. Municipally operated golf courses and swimming pools are excluded from this census. Privately owned tourist attractions, such as natural wonders or manmade exhibits, are included.

Health Services, Except Hospitals (SIC Major Group 80, except 806)

This grouping includes establishments primarily engaged in furnishing medical, surgical, and other health services

to persons. Associations or groups primarily engaged in providing medical or other health services to members are included, but those which only provide insurance covering hospitalization or medical costs are classified in Insurance (major group 63).

Health care facilities were primarily coded based on self-designation. Where multiple levels of care were indicated, but were not apparently separate operations, the facility was generally classified based on the highest level of care provided. Veterinarians are classified in Veterinary services (SIC group 074) and are out of scope. Hospitals (SIC 806) are excluded from the 1982 Census of Service Industries.

Offices of physicians (SIC 801)—Establishments of licensed practitioners having the degree of M.D. or equivalent and engaged in the practice of general or specialized medicine and surgery. Establishments, such as group clinics, in which a group of physicians is associated for the purpose of practicing the profession, are included here. Clinics not owned by physicians are classified in Outpatient care facilities (SIC 808). Osteopathic physicians are classified in SIC 803.

Associations of physicians formed solely for the sharing of expenses (including payroll) and facilities, and not for the purpose of jointly practicing their profession, are also included here. Receipts are not applicable for these associations since their operations are funded by reimbursements from member firms, and not considered operating receipts for medical services provided; neither are such entities tabulated as separate operating establishments. However, their payroll and employment data are included in statistics presented for this category.

Offices of dentists (SIC 802)—Establishments of licensed practitioners having the degree of D.D.S. (or D.D. Sc.) or D.M.D. and engaged in the practice of general or specialized dentistry, including dental surgery. Associations of dentists formed for the sharing of expenses are also included (see SIC 801 for treatment of such associations).

Offices of osteopathic physicians (SIC 803)—Establishments of licensed practitioners having the degree D.O. and engaged in the practice of general or specialized osteopathic medicine.

Offices of chiropractors (SIC 8041)—Establishments of licensed practitioners engaged in the practice of chiropraxis.

Offices of optometrists (SIC 8042)—Establishments of licensed practitioners engaged in the practice of optometry. Establishments where receipts are primarily from the sale of optical goods prescribed as a result of eye examinations performed at another establishment are classified in Miscellaneous retail stores, n.e.c. (SIC 5999).

Offices of health practitioners, n.e.c. (SIC 8049)—Establishments of licensed health practitioners engaged in practice in health fields, not elsewhere classified, such as acupuncturists, chiropodists, midwives, nutritionists, occupational therapists, and psychologists.

Skilled nursing care facilities (SIC 8051)—Establishments primarily engaged in providing care and treatment for patients who require continuous health care with inpatient beds, but not hospital services. These establishments must have an organized medical staff, including physician services, and continuous nursing services. Included here are extended care facilities, as well as other types of continuous nursing care facilities.

Nursing and personal care facilities, n.e.c. (SIC 8059)—Establishments primarily engaged in providing some nursing and health-related personal care with inpatient beds, but not continuous nursing services. These establishments have at least one shift with a licensed or registered nurse to provide routine health care and observation. Included are rest homes, convalescent homes, and other institutions where health care is a major element. Residential facilities, such as homes for the retarded and aged, which provide personal care, but where health care is incidental, are classified in Residential care (SIC 836).

Medical laboratories (SIC 8071)—Establishments primarily engaged in providing professional, analytic, or diagnostic services to the medical profession or to the patient as prescribed by a physician. Laboratories engaged in the manufacture of medical or pharmaceutical products are included in the census of manufactures. Laboratories engaged in medical research are classified in Research and development laboratories (SIC 7391) or Noncommercial educational, scientific, and research organizations (SIC 892).

Dental laboratories (SIC 8072)—Establishments primarily engaged in making dentures and artificial teeth to order for the dental profession. The manufacture of teeth other than to order is classified in manufacturing.

Outpatient care facilities (SIC 808)—Establishments primarily engaged in outpatient care with permanent facilities and with medical services to provide diagnosis, treatment, or both for patients who are ambulatory and do not require inpatient care. Associations or groups formed primarily to provide medical or other health services to their members, and which themselves provide these services, are included. Health care programs which contract out the provision of services are classified in Accident and health insurance (SIC 6321) and are out of scope of the census. Included in this industry are alcoholism treatment clinics, family planning clinics, health maintenance organizations (HMO's), kidney treatment centers, medical clinics (not owned by licensed health practitioners), physical therapy clinics, and rehabilitation centers (medical treatment).

Health and allied services, n.e.c. (SIC 809)—Establishments primarily engaged in rendering health and allied services, n.e.c., such as blood banks, blood donor stations, childbirth preparation classes, medical photography and art, oxygen tent services, and visiting nurse associations. Establishments of registered or practical nurses in independent practice are classified in Offices of health practitioners, n.e.c. (SIC 8049). Ambulance services are classified in Local passenger transportation, n.e.c. (SIC 4119) and are out of scope.

Legal Services (SIC Major Group 81)

This major group includes establishments engaged in offering legal advice or legal services, the head or heads of which are members of the bar. Associations of lawyers formed solely for the sharing of expenses (including payroll) and not for the purpose of jointly practicing their profession are also included. Receipts are not applicable for these associations since their operations are funded by reimbursements from member firms, and not considered operating receipts for legal services provided. Neither are such entities considered separate operating establishments; however, their payroll and employment data are included in statistics presented for this category. Nonprofit legal services (including legal aid societies) are classified here.

Selected Educational Services (SIC's 823, 824, 829)

This grouping includes establishments furnishing formal academic or technical courses, correspondence schools, commercial and trade schools, and libraries. Elementary and secondary schools; colleges, universities, and professional schools; and junior colleges and technical institutes are out of scope of the census.

Libraries and information centers (SIC 823)— Establishments primarily engaged in lending books (free or fixed charge) and disseminating information to the general public, such as circulating libraries and centers for documentation.

Correspondence schools (SIC 8241)— Establishments primarily engaged in furnishing educational courses by mail. Offices maintained by such schools for the sale of correspondence courses are classified as auxiliary establishments and are not included here.

Data processing schools (SIC 8243)— Establishments primarily engaged in offering data processing courses in programming and in computer and peripheral equipment operation, including keypunch operation.

Business and secretarial schools (SIC 8244)— Establishments primarily engaged in offering courses in business machines operation (except data processing), office procedures, and secretarial and stenographic skills.

Vocational schools, except vocational high schools, n.e.c. (SIC 8249)— Establishments primarily engaged in offering specialized trade or commercial courses, not elsewhere classified, but not academic training. This industry includes apprentice training, aviation schools, commercial art schools, and practical nursing schools. Schools for the instruction of beauticians are classified in SIC 723; and barber schools in SIC 724.

Schools and educational services, n.e.c. (SIC 829)— Specialized nondegree granting schools, not elsewhere

classified, such as music schools, drama schools, language schools, and civil service and other short-term examination preparatory schools. Vocational counseling (excluding rehabilitation) is also included here. Educational testing is included in Management, consulting, and public relations services (SIC 7392).

Social Services (SIC Major Group 83)

This major group includes establishments providing social services and rehabilitation services to those persons with social or personal problems requiring special services, and to the handicapped and the disadvantaged. Also included are organizations soliciting funds to be used directly for these and related services, as well as community development and planning agencies.

Individual and family social services (SIC 832)— Establishments primarily engaged in providing one or more of a variety of individual and family social, counseling, welfare, or referral services, including refugee, disaster, and temporary relief services. This industry also includes offices of specialists providing counseling and referral services and settlement houses, neighborhood centers, and senior citizens' centers. Organizations engaged in community improvement, neighborhood development, or social change are classified in Social services, n.e.c. (SIC 839).

Job training and vocational rehabilitation services (SIC 833)— Establishments primarily engaged in providing training and vocational rehabilitation services for the unemployed, the underemployed, the handicapped, and to persons who have a job market disadvantage because of lack of education, job skill or experience, skill obsolescence, or personal characteristics or problems. Included are upgrading and job development services, skill training, world-of-work orientation, and vocational rehabilitation counseling. Also included are establishments primarily engaged in providing work experience for rehabilitees, as well as offices of specialists providing rehabilitation and job counseling.

Child day care services (SIC 835)— Establishments primarily engaged in care of infants or children, or in providing prekindergarten education where medical care or delinquency correction is not a major element. These establishments may or may not have substantial educational programs. Establishments providing babysitting services are classified in Miscellaneous personal services (SIC 7299).

Residential care (SIC 836)— Establishments primarily engaged in the provision of residential social and personal care for children, the aged, and special categories of persons with some limits on ability for self-care, but where medical care is not a major element. Included here are group foster homes; halfway group homes; homes for the retarded, the aged, the deaf, and blind; juvenile correctional homes; and rehabilitation (residential) centers.

Social services, n.e.c. (SIC 839)—Establishments primarily engaged in providing social services, not elsewhere classified, including community improvement, social change, and neighborhood development. Also included are organizations primarily engaged in soliciting contributions on their own account and administering appropriations and allocating funds among other agencies engaged in social welfare services; establishments primarily engaged in the prevention of criminal or antisocial behavior; and regional planning agencies. Establishments which raise funds on a fee basis are classified in Business services, n.e.c. (SIC 7399). Civic, social, fraternal and political organizations are included in Major Group 86, Membership Organizations.

Philanthropic trusts and foundations are out of scope and classified in Major Group 67, Holding and Other Investment Offices, unless they are actually engaged in providing social welfare services.

Noncommercial Museums, Art Galleries, and Botanical and Zoological Gardens (SIC Major Group 84)

This major group includes museums, art galleries, and botanical and zoological gardens, which are not operated commercially. Funding of these establishments is not primarily from admission charges. These establishments are of historical, educational, or cultural interest.

Noncommercial museums and art galleries (SIC 8411)—Establishments primarily engaged in noncommercial operation of museums and art galleries. Historical, cultural, and educational societies whose functions are primarily providing attractions for the public (funded primarily through contributions and grants) are included here. Establishments primarily operating museums and art galleries commercially (funded primarily from admissions) are included in Amusement and recreation services, n.e.c. (SIC 7999). Art galleries or art dealers primarily selling to the general public are classified in retail trade.

Noncommercial arboreta, botanical and zoological gardens (SIC 8421)—Establishments primarily engaged in the noncommercial operation of arboreta and botanical and zoological gardens. Establishments primarily operating commercial exhibits (funded primarily from admissions) are included in Amusement and recreation services, n.e.c. (SIC 7999).

Selected Membership Organizations (SIC's 861, 862, 864, 869)

This grouping includes organizations operating on a membership basis for the promotion of the interests of the members. Also included are organizations which are not operated on a membership basis, but for the promotion of the interests of a constituency or group of supporters. This grouping does not include establishments operated by membership organizations which are elsewhere classified, such as hotels open to the general public, golf and country clubs, fraternity and sorority houses, and credit unions.

Establishments of religious organizations operated for worship or for promotion of religious activities, such as churches, convents, religion schools and missions, are classified in Religious organizations (SIC 866) and are out of scope of the census. Also excluded are Labor unions and similar labor organizations (SIC 863) and Political organizations (SIC 865).

Business associations (SIC 861)—Membership organizations engaged in promoting business interests of their members, such as better business bureaus, boards of trade, chambers of commerce, industrial standards committees, merchants associations, real estate boards, and trade associations. Farmers' cooperative marketing associations are classified in wholesale trade. Security and commodity exchanges are classified in SIC 623 and are out of scope. Civic and social businessmen's clubs are included in Civic, social, and fraternal organizations (SIC 864).

Professional membership organizations (SIC 862)—Membership organizations of professional persons for the advancement of the interests of their profession, such as bar associations, engineering associations, and scientific membership organizations.

Civic, social, and fraternal associations (SIC 864)—Membership organizations engaged in civic, social, or fraternal activities, such as alumni associations, citizens' associations, fraternities, scout organizations, singing societies, university clubs, veterans' organizations, youth associations, consumer education and public advocacy groups (except organizations primarily engaged in research). Bars and restaurants owned and operated by organizations, for members and guests only, are also classified here. Hotels and lodging houses operated by organizations for members and their guests, including fraternity and sorority houses, are classified in Organization hotels and lodging houses, on membership basis (SIC 704). Membership sports and recreation clubs are classified in SIC 7997.

Membership organizations, n.e.c. (SIC 869)—Membership organizations, not elsewhere classified, such as athletic regulatory associations, automobile owners' associations, farm bureaus, historical clubs, and humane societies.

Miscellaneous Services (SIC Major Group 89)

This major group includes establishments engaged in performing services, not elsewhere classified, such as those rendered by engineers, architects, surveyors, accountants, artists, lecturers, and writers, and establishments primarily engaged in noncommercial educational, scientific, and other general welfare research activities.

Engineering, architectural, and surveying services (SIC 891)—Establishments primarily performing professional services in the fields of architecture, engineering, and land

surveying. Graphic arts and related design are classified in SIC 7333; drafting services, in SIC 7399; systems engineering or design (not computer related), in SIC 7392; and computer related systems engineering or design, in SIC 7372. Establishments primarily engaged in construction contracting are classified in construction. Landscape architects are classified in agricultural services.

For large geographic areas, data are presented for the following subdivisions of this classification:

1. Architectural services.
2. Engineering services.
3. Surveying services.


Noncommercial educational, scientific, and research organizations (SIC 892)—Establishments primarily engaged in noncommercial research into and dissemination of information for public health, education, or general welfare, such as archaeological expeditions, educational research, medical research, and research institutes. Establishments included here operate primarily on funds from endowments, contributions, and grants. Establishments primarily engaged in physical research on a contract or fee (commercial) basis are included in Research and development laboratories (SIC 7391), and those primarily engaged in nonphysical research on a commercial basis are included in Management, consulting, and public relations services (SIC 7392).

Accounting, auditing, and bookkeeping services (SIC 893)—Establishments primarily engaged in furnishing accounting, auditing, or bookkeeping services. Such establishments may, as part of providing such service, use

data processing and tabulation techniques, although those techniques do not qualify as primary activities. Establishments primarily providing income tax preparation services for individuals without accounting, auditing, and bookkeeping services are classified in Miscellaneous personal services (SIC 7299).

Services, n.e.c. (SIC 899)—Establishments primarily providing services, not elsewhere classified, such as artists (excluding commercial and medical artists), authors, scientific consultants (working on their own account), inventors, lecturers, music arrangers, newspaper columnists, radio commentators, song writers, weather forecasters, and writers. Establishments primarily providing commercial art services are classified in Commercial photography, art, and graphics (SIC 7333); writers of advertising copy who also place advertising with the media are classified in Advertising agencies (SIC 7311); business and management consultants are classified in Management, consulting and public relations services (SIC 7392), engineering consultants in Engineering, architectural, and surveying services (SIC 891); computer consulting in Computer related services, n.e.c. (SIC 7379); and advertising consulting in Advertising agencies (SIC 7311).

There is evidence that among small employer establishments (for which kind-of-business information is obtained from administrative records), many service establishments are classified incorrectly in this industry because there is insufficient information to determine the correct kind-of-business classification. Therefore, the published data probably overstate the number of establishments and level of activity for this category.



APPENDIX B. General Questions



U.S. DEPARTMENT OF COMMERCE
BUREAU OF THE CENSUS
FORM

1982 CENSUS OF SERVICE INDUSTRIES

O.M.B. APPROVAL NO. 0607-0383 EXPIRES 11/84

NOTICE - Response to this inquiry is required by law (title 13, U.S. Code). By the same law, your report to the Census Bureau is confidential. It may be seen only by sworn Census employees and may be used only for statistical purposes. The law also provides that copies retained in your files are immune from legal process.

In correspondence pertaining to this report please refer to this Census File Number (CFN)

Employer Identification (EI) Number

Please complete this form and RETURN TO
BUREAU OF THE CENSUS
1201 East Tenth Street
Jeffersonville, Indiana 47134

DUE DATE: FEBRUARY 15, 1983

If you cannot file by the due date, a time extension request should be sent to the above address; please include your 11-digit Census File Number (CFN).

Note - Please read the accompanying instructions before answering the questions.

Please correct errors in name, address, and ZIP code. ENTER street and number if not shown.

Item 1 - EMPLOYER IDENTIFICATION NUMBER
Is the Employer Identification (EI) Number shown in the label the SAME as that used for this establishment on its latest 1982 Employer's Quarterly Federal Tax Return, Treasury Form 941?

094 1 YES 2 NO - Enter current EI No. _____
(9 digits)

Item 4 - ORGANIZATIONAL STATUS
Mark (X) the ONE box which best describes this establishment during 1982.

003 1 Individual proprietorship 0 Corporation
2 Partnership 9 Other - Specify
5 Government - Specify

Item 2 - PHYSICAL LOCATION OF ESTABLISHMENT
Answer items a, b, c, and d
NOTE: P.O. boxes or rural routes are not physical locations.

a. Same as shown in mailing label. If different, indicate change.

NUMBER AND STREET _____
CITY TOWN VILLAGE ETC. STATE ZIP CODE _____

Item 5 - TAX STATUS

a. Is this establishment operated on a not-for-profit basis?
005 1 YES 2 NO - SKIP to item 6

b. Was all or part of the income of this establishment or organization exempt from Federal income taxes under section 501 or 521 of the Internal Revenue Code?
004 1 YES 2 NO

b. Is this establishment physically located inside the legal boundaries of the city, town, village, etc.?
095 1 YES 2 NO 3 No legal boundaries 4 Don't know

c. Type of municipality where physically located
096 1 City, village, or borough 2 Town or township 3 Other or don't know

d. Name of county where physically located _____

HOW TO REPORT DOLLAR FIGURES

Value figures may be reported in dollars or rounded to thousands.
Example: If a figure is \$1,125,628, report either **Preferred** 1 125 628 or **Acceptable** 1 126

	Mil- lions (000)	Thou- sands (000)	Dol- lars (0000)
Preferred	1	126	
Acceptable	1	125	628

Item 3 - OPERATIONAL STATUS

a. How many months during 1982 did this firm or organization actively operate this establishment?
Number of months
002 _____

b. Mark (X) the ONE box which best describes this establishment at the end of 1982.

001 1 In operation
2 Temporarily or seasonally inactive
3 Ceased operation - Give date →
4 Sold or leased to another operator - Give date at right AND enter name, etc., below

Month Day Year
_____|_____|_____|

NAME OF NEW OWNER OR OPERATOR _____
NUMBER AND STREET _____
CITY STATE ZIP CODE _____

Item 6 - DOLLAR VOLUME

If the answer to item 5b was "YES," skip to part b; otherwise, complete part a and skip to item 7.

	Mil.	Thou.	Dol.
a. OPERATING RECEIPTS of taxable establishments in 1982	010		
b. REVENUE and EXPENSES of tax-exempt establishments	010		
(1) REVENUE in 1982	040		
(2) EXPENSES in 1982 (including payroll)			

Item 7 - PAYROLL AND EMPLOYMENT

a. Payroll in 1982, before deductions

	Mil.	Thou.	Dol.
(1) Total ANNUAL payroll	030		
(2) FIRST QUARTER payroll	031		

b. Employment in 1982

	Number
Number of paid employees for the pay period including March 12, 1982. (Include both full- and part-time employees.)	032

Item 8 - KIND OF BUSINESS OR ACTIVITY
Mark (X) the ONE box which best describes the activity that accounted for this establishment's MAJOR portion of receipts or revenue in 1982.
(Categories appropriate to individual form)

PENALTY FOR FAILURE TO REPORT

CONTINUE ON PAGE 2 →

(Items 9 through 15 (where applicable) vary by form and contain questions on data such as sources of receipts, hotel rooms, laundry equipment, exported services, theater capacity, and personnel and payroll by type.)

The following items represent the last three items (although item numbers vary) used on all forms.

NOTE Answer item 13 only if your Census File Number (CFN), shown in the address label of this report form, begins with a zero.

Item 13 – OWNERSHIP, CONTROL, AND LOCATIONS OF OPERATION

a. Is this establishment owned or controlled by another entity? 097 1 YES → 2 NO

ENTER OWNING OR CONTROLLING ENTITY NAME, ADDRESS, AND ZIP CODE

EI No. (9 digits) [] [] [] [] [] [] [] [] []

b. Does this establishment own or control any other entity or entities? 098 1 YES → 2 NO

ENTER OWNED OR CONTROLLED ENTITY NAME, ADDRESS, AND ZIP CODE

EI No. (9 digits) [] [] [] [] [] [] [] [] []

c. How many establishments were operated under the EI Number shown in the address label (or as corrected in item 1) at the end of 1982? → Number 079

If more than one, provide the physical location address and other information indicated below for each establishment. Continue with same format in item 14 (or attach a separate sheet) if necessary.

1	NAME, ADDRESS, AND ZIP CODE	1982	Mil.	Thou.	Dol.
		Receipts or revenue	081		
KIND-OF-BUSINESS DESCRIPTION		Annual payroll	082		
		Census use	088		

2	NAME, ADDRESS, AND ZIP CODE	1982	Mil.	Thou.	Dol.
		Receipts or revenue	081		
KIND-OF-BUSINESS DESCRIPTION		Annual payroll	082		
		Census use	088		

Item 14 – REMARKS – Please use this space for any explanations that may be essential in understanding your reported data.

Item 15 – CERTIFICATION – This report is substantially accurate and has been prepared in accordance with instructions.

Name of person to contact regarding this report – Print or type		Period covered by this report →	FROM: Mo. Year	TO: Mo. Year
Telephone →	Area code	Number	Extension	Signature of authorized person
			Date	

FDRM

U.S. GOVERNMENT PRINTING OFFICE: 1982-559-111/33

APPENDIX C.

Kind-of-Business Titles and Reporting-Form Numbers

Listed below are service industries kind-of-business titles and their corresponding reporting-form numbers. Requests for copies of any of these forms, including the inquiries used to classify establishments by kind of business, should be directed to the Business Division, Bureau of the Census, Washington, D.C. 20233.

SIC code	Title	Reporting form CB-	SIC code	Title	Reporting form CB-
70	HOTELS, ROOMING HOUSES, CAMPS, AND OTHER LODGING PLACES		73	BUSINESS SERVICES--Con.	
7011 pt.	Hotels, 25 guestrooms or more.....	7001	7392 pt.	Management and administrative services.....	7306
7011 pt.	Hotels, less than 25 guestrooms.....	7001	7392 pt.	Public relations services.....	7306
7011 pt.	Motels, tourist courts.....	7001	7392 pt.	Management consulting services.....	7306
7011 pt.	Motor hotels.....	7001	7392 pt.	Economic and sociological research.....	7306
702	Rooming and boarding houses.....	7002	7392 pt.	Consulting services, n.e.c.....	7306
7032	Sporting and recreational camps.....	7002	7393 pt.	Detective agencies and guard services.....	7308
7033	Trailing parks and camp sites for transients....	7002	7393 pt.	Armored car services.....	7308
704	Organization hotels and lodging houses, on membership basis.....	7002	7393 pt.	Burglar and fire alarm systems.....	7308
72	PERSONAL SERVICES		7394 pt.	Equipment rental.....	7307
7211	Power laundries, family and commercial.....	7201	7394 pt.	Equipment leasing, except finance leasing.....	7307
7212	Garment pressing and agents for laundries and dry cleaners.....	7201	7394 pt.	Leasing and rental of heavy construction equipment without operators.....	7307
7213	Linen supply.....	7201	7394 pt.	Rental of heavy construction equipment with operators.....	7307
7214	Diaper service.....	7201	7395	Photofinishing laboratories.....	7303
7215 pt.	Coin-operated laundries and dry-cleaning stores....	7201	7396	Trading stamp services (sales offices).....	7308
7215 pt.	Coin-operated laundry machine routes.....	7201	7397	Testing laboratories and facilities.....	7305
7216	Dry-cleaning plants, except rug cleaning.....	7201	7399 pt.	Sign painting shops.....	7308
7217	Carpet and upholstery cleaning.....	7201	7399 pt.	Interior designing.....	7308
7218	Industrial launderers.....	7201	7399 pt.	Telephone answering services.....	7308
7219	Laundry and garment services, n.e.c.....	7201	7399 pt.	Water softening services.....	7308
722	Photographic studios, portrait.....	7203	7399 pt.	Packaging and labeling services.....	7308
723	Beauty shops.....	7203	7399 pt.	Miscellaneous business services, n.e.c.....	7308
724	Barber shops.....	7203	75	AUTOMOTIVE REPAIR, SERVICES, AND GARAGES	
725	Shoe repair, shoe shine, and hat-cleaning shops....	7203	7512 pt.	Passenger car rental, without drivers.....	7501
726	Funeral service and crematories.....	7202	7512 pt.	Passenger car leasing, except finance leasing.....	7501
729 pt.	Reducing salons and health clubs, except resorts...	7203	7513 pt.	Truck rental, without drivers.....	7501
729 pt.	Tax preparation services.....	7203	7513 pt.	Truck leasing, except finance leasing.....	7501
729 pt.	Other personal services, n.e.c.....	7203	7513 pt.	Utility trailer and recreational vehicle rental...	7501
73	BUSINESS SERVICES		7519		
7311	Advertising agencies.....	7301	7523	Parking lots.....	7502
7312	Outdoor advertising services.....	7301	7525	Parking structures.....	7502
7313	Radio, TV, publishers' advertising representatives.	7301	7531	Top and body repair shops.....	7503
7319	Advertising, n.e.c.....	7301	7534	Tire retreading and repair shops.....	7503
732 pt.	Adjustment and collection agencies.....	7302	7535	Paint shops.....	7503
732 pt.	Mercantile reporting agencies.....	7302	7538 pt.	General automotive repair shops, except diesel....	7503
732 pt.	Consumer credit reporting agencies.....	7302	7538 pt.	Diesel repair shops.....	7503
7331	Direct mail advertising services.....	7308	7539 pt.	Auto electrical and fuel system services.....	7503
7332	Blueprinting and photocopying services.....	7308	7539 pt.	Radiator repair.....	7503
7333 pt.	Commercial photography.....	7303	7539 pt.	Glass replacement and repair.....	7503
7333 pt.	Commercial art.....	7303	7539 pt.	Brake, front end, and wheel alignment.....	7503
7333 pt.	Graphic arts and related design and commercial photography, n.e.c.....	7303	7539 pt.	Exhaust system services (muffler shops).....	7503
7339	Stenographic services; and reproduction services, n.e.c.....	7308	7539 pt.	Transmission repair shops.....	7503
7341	Window cleaning.....	7308	7542	Other automotive repair shops, n.e.c.....	7503
7342	Disinfecting and exterminating services.....	7308	7549	Car washes.....	7503
7349	Cleaning and maintenance services, n.e.c.....	7308	76	MISCELLANEOUS REPAIR SERVICES	
735	News syndicates.....	7308	7622	Radio and TV repair shops.....	7600
7361	Employment agencies.....	7308	7623	Refrigeration and air-conditioning repair shops.....	7600
7362 pt.	Office help supply services.....	7308	7629	Electrical and electronic repair shops, n.e.c.....	7600
7362 pt.	Help supply, except office workers.....	7308	763	Watch, clock, and jewelry repair.....	7600
7369	Facilities management services.....	7308	764	Reupholstery and furniture repair.....	7600
7372	Computer programming and other software services...	7304	7692	Welding repair.....	7600
7374 pt.	Data processing services, except facilities management.....	7304	7694	Armature rewinding shops.....	7600
7374 pt.	Computer facilities management.....	7304	7699 pt.	Farm machinery and equipment repair shops.....	7600
7379	Computer related services, n.e.c.....	7304	7699 pt.	Lawnmower, saw, knife, tool sharpening and repair.....	7600
7391	Research and development laboratories.....	7305	7699 pt.	Sewer and septic tank cleaning services.....	7600
			7699 pt.	Other repair and related services, n.e.c.....	7600

SIC code	Title	Reporting form CB-	SIC code	Title	Reporting form CB-
78	MOTION PICTURES		80	HEALTH SERVICES, EXCEPT HOSPITALS--Con.	
7813	Motion picture production, except for TV.....	7801	8051	Skilled nursing care facilities.....	8004
7814	Motion picture, tape production for TV.....	7801	8059	Nursing and personal care facilities, n.e.c.....	8004
7819	Services allied to motion picture production.....	7802	8071	Medical laboratories.....	8003
7823	Motion picture film exchanges.....	7801	8072	Dental laboratories.....	8003
7824	Film or tape distribution for TV.....	7801	808	Outpatient care facilities.....	8004
7829	Services allied to motion picture distribution.....	7802	809	Health and allied services, n.e.c.....	8004
7832	Motion picture theaters, except drive-in.....	7803			
7833	Drive-in motion picture theaters.....	7803	81	LEGAL SERVICES	
79	AMUSEMENT AND RECREATION SERVICES, EXCEPT MOTION PICTURES		81 pt.	Offices of lawyers.....	8100
			81 pt.	Legal aid societies and similar legal services.....	8100
791 pt.	Public dance halls or ballrooms.....	7905			
791 pt.	Dance schools, including children's and professionals'.....	7905	823, 4, 9	SELECTED EDUCATIONAL SERVICES	
7922 pt.	Producers of live theatrical productions.....	7901	823	Libraries and information centers.....	8200
7922 pt.	Producers of radio and TV shows, except tape.....	7901	8241	Correspondence schools.....	8200
7922 pt.	Artists' and entertainers' managers or agents, concert bureaus, booking agents.....	7901	8243	Data processing schools.....	8200
7922 pt.	Other theatrical services.....	7901	8244	Business and secretarial schools.....	8200
7929 pt.	Dance groups and artists.....	7901	8249	Vocational schools, except vocational high schools, n.e.c.....	8200
7929 pt.	Symphony orchestras, opera companies, and chamber music organizations.....	7901	829	Schools and educational services, n.e.c.....	8200
7929 pt.	Other music and entertainment presentations.....	7901	83	SOCIAL SERVICES	
7932	Billiard and pool establishments.....	7902	832	Individual and family social services.....	8300
7933	Bowling alleys.....	7902	833	Job training and vocational rehabilitation services.....	8300
7941 pt.	Baseball clubs.....	7902	835	Child day care services.....	8300
7941 pt.	Football clubs.....	7902	836	Residential care.....	8300
7941 pt.	Other professional sports clubs.....	7902	839	Social services, n.e.c.....	8300
7941 pt.	Managers and promoters.....	7902			
7948 pt.	Auto racetrack operation.....	7902	84	NONCOMMERCIAL MUSEUMS, ART GALLERIES, AND BOTANICAL AND ZOOLOGICAL GARDENS	
7948 pt.	Horse racetrack operation.....	7902	8411	Noncommercial museums and art galleries.....	7904
7948 pt.	Dog racetrack operation.....	7902	8421	Noncommercial arboreta, botanical, and zoological gardens.....	7904
7948 pt.	Racing stables and racing, n.e.c.....	7902			
7992	Public golf courses.....	7905			
7993	Coin-operated amusement device operators.....	7905			
7996	Amusement parks.....	7902			
7997	Membership sports and recreation clubs.....	7903			
7999 pt.	Concession operators of amusement devices, rides... Carnivals and circuses.....	7905	86	SELECTED MEMBERSHIP ORGANIZATIONS	
7999 pt.	Fairs.....	7905	861	Business associations.....	8600
7999 pt.	Commercial museums, art galleries, and botanical and zoological gardens.....	7904	862	Professional membership organizations.....	8600
7999 pt.	Roller skating rinks.....	7905	864	Civic, social, and fraternal associations.....	8600
7999 pt.	Ice skating rinks.....	7905	869	Membership organizations, n.e.c.....	8600
7999 pt.	Other amusement and recreation services, n.e.c.....	7905			
80	HEALTH SERVICES, EXCEPT HOSPITALS		89	MISCELLANEOUS SERVICES	
801	Offices of physicians.....	8001	891 pt.	Architectural services.....	8901
802	Offices of dentists.....	8002	891 pt.	Engineering services.....	8901
803	Offices of osteopathic physicians.....	8001	892	Surveying services.....	8901
8041	Offices of chiropractors.....	8001		Noncommercial educational, scientific, and research organizations.....	7305
8042	Offices of optometrists.....	8001	893	Accounting, auditing, and bookkeeping services.....	8902
8049	Offices of health practitioners, n.e.c.....	8001	899	Services, n.e.c.....	8902

APPENDIX D.

Standard Consolidated Statistical Areas and Standard Metropolitan Statistical Areas

[Titles and definitions shown for SCSA's and SMSA's are those established by the Office of Management and Budget, as of January 1982]

Standard Consolidated Statistical Areas

SCSA and definition

Cincinnati-Hamilton, Ohio-Ky.-Ind.
Cincinnati, Ohio-Ky.-Ind., SMSA
Hamilton-Middletown, Ohio, SMSA

Cleveland-Akron-Lorain, Ohio
Akron, Ohio, SMSA
Cleveland, Ohio, SMSA
Lorain-Elyria, Ohio, SMSA

Dayton-Springfield, Ohio¹
Dayton, Ohio, SMSA
Springfield, Ohio, SMSA

¹New SCSA since 1977 Economic Censuses.

Standard Metropolitan Statistical Areas

SMSA and definition

SMSA and definition

Akron, Ohio
Portage County, Ohio
Summit County, Ohio

Canton, Ohio
Carroll County, Ohio
Stark County, Ohio

Cincinnati, Ohio-Ky.-Ind.
Dearborn County, Ind.
Boone County, Ky.
Campbell County, Ky.
Kenton County, Ky.
Clermont County, Ohio
Hamilton County, Ohio
Warren County, Ohio

Cleveland, Ohio
Cuyahoga County, Ohio
Geauga County, Ohio
Lake County, Ohio
Medina County, Ohio

Columbus, Ohio
Delaware County, Ohio
Fairfield County, Ohio
Franklin County, Ohio
Madison County, Ohio
Pickaway County, Ohio

Dayton, Ohio
Greene County, Ohio
Miami County, Ohio
Montgomery County, Ohio
Preble County, Ohio

Hamilton-Middletown, Ohio
Butler County, Ohio

Huntington-Ashland, W. Va.-Ky.-Ohio
Boyd County, Ky.
Greenup County, Ky.
Lawrence County, Ohio
Cabell County, W. Va.
Wayne County, W. Va.

Lima, Ohio
Allen County, Ohio
Auglaize County, Ohio
Putnam County, Ohio
Van Wert County, Ohio

Lorain-Elyria, Ohio
Lorain County, Ohio

Mansfield, Ohio
Richland County, Ohio

Newark, Ohio¹
Licking County, Ohio

Parkersburg-Marletta, W. Va.-Ohio
Washington County, Ohio
Wirt County, W. Va.
Wood County, W. Va.

Springfield, Ohio
Champaign County, Ohio
Clark County, Ohio

Steubenville-Weirton, Ohio-W. Va.
Jefferson County, Ohio
Brooke County, W. Va.
Hancock County, W. Va.

Toledo, Ohio-Mich.
Monroe County, Mich.
Fulton County, Ohio
Lucas County, Ohio
Ottawa County, Ohio
Wood County, Ohio

Wheeling, W. Va.-Ohio
Belmont County, Ohio
Marshall County, W. Va.
Ohio County, W. Va.

Youngstown-Warren, Ohio
Mahoning County, Ohio
Trumbull County, Ohio

¹New SMSA since 1977 Economic Censuses.



APPENDIX E.

Percent of Receipts/Revenue Based on Administrative Records and Estimation for the State: 1982

Table E-1. Firms Subject to Federal Income Tax

[Includes only establishments with payroll. For meaning of abbreviations and symbols, and for more information on reliability of data, see introductory text]

SIC code	Kind of business or operation	Percent of receipts†—		SIC code	Kind of business or operation	Percent of receipts†—	
		From administrative records¹	Estimated²			From administrative records¹	Estimated²
	Total	1	1	73	Business services—Con.		
70	Hotels, motels, and other lodging places	0	0	7394	Equipment rental and leasing services	1	1
7011	Hotels, motor hotels, and motels	0	0	7394 pt.	Equipment rental	1	1
7011 pt.	Hotels	0	0	7394 pt.	Equipment leasing, except finance leasing	1	2
7011 pt.	Hotels, 25 guestrooms or more	0	0	7394 pt.	Leasing and rental of heavy construction equipment without operators	0	0
7011 pt.	Hotels, less than 25 guestrooms	1	3	7394 pt.	Rental of heavy construction equipment with operators	1	5
7011 pt.	Motels, motor hotels, and tourist courts	1	1				
7011 pt.	Motels, tourist courts	1	1	Other 73	Other business services	0	0
7011 pt.	Motor hotels	0	0	732	Credit reporting, collection agencies	1	1
702, 3, 4	Other lodging places	1	1	732 pt.	Adjustment and collection agencies	(D)	(D)
703	Trailer parks and camps	1	1	732 pt.	Mercantile reporting agencies	(D)	(D)
7032	Sporting and recreational camps	0	0	732 pt.	Consumer credit reporting agencies	(D)	(D)
7033	Trailer parks and camp sites for transients	2	2	7331	Direct mail advertising services	1	2
702, 4	Rooming, boarding, and membership lodging	1	1	7332	Blueprinting and photocopying services	2	2
702	Rooming and boarding houses	2	4	7333	Commercial photography, art, and graphics	1	1
704	Organization hotels and lodging houses, on membership basis	0	0	7333 pt.	Commercial photography	1	2
72	Personal services	1	1	7333 pt.	Commercial art	1	0
721	Laundry, cleaning, and garment services	1	1	7333 pt.	Graphic arts and related design and commercial photography, n.e.c.	1	0
7215	Coin-operated laundries and dry cleaning	1	2	7339	Stenographic services; and reproduction services, n.e.c.	1	0
7215 pt.	Coin-operated laundries and dry-cleaning stores	1	2	736	Personnel supply services	0	1
7215 pt.	Coin-operated laundry machine routes	0	0	7361	Employment agencies	1	1
721 ex.	Other laundry, cleaning, and garment services	0	1	7362	Help supply services	0	0
7215	Power laundries, family and commercial*	1	2	7362 pt.	Office help supply services	0	0
7216	Dry-cleaning plants, except rug cleaning*	1	1	7362 pt.	Help supply, except office workers	0	1
Other 721	Laundry and cleaning services, n.e.c.*	2	2	7369	Facilities management services	0	0
7212	Garment pressing and agents for laundries and dry cleaners	0	0	7391	Research and development laboratories	0	0
7213	Linen supply*	0	0	7397	Testing laboratories and facilities	0	0
7217	Carpet and upholstery cleaning	1	2	7393	Detective agencies and protective services	0	1
7218	Industrial laundries*	0	0	7393 pt.	Detective agencies and guard services	0	1
7214, 9	Other laundry, garment services, including diaper	0	1	7393 pt.	Armored car services	0	0
7214	Diaper service*	0	0	7393 pt.	Burglar and fire alarm systems	0	2
7219	Laundry and garment services, n.e.c.	2	3	7395	Photofinishing laboratories*	0	0
722	Photographic studios, portrait	1	1	7399 pt.	Sign painting shops	1	1
723, 4	Beauty and barber shops	2	1	7399 pt.	Interior designing	3	0
723	Beauty shops	2	1	7399 pt.	Telephone answering services	1	2
724	Barber shops	2	1	735, 7396, 7399 pt.	Other business services, n.e.c.	1	1
725	Shoe repair, shoe shine, and hat-cleaning shops	2	1	735	News syndicates	0	7
726	Funeral service and crematories	1	0	7396	Trading stamp services (sales offices)	0	1
729	Miscellaneous personal services	1	2	7399 pt.	Water softening services	0	1
729 pt.	Reducing salons and health clubs, except resorts	0	2	7399 pt.	Packaging and labeling services	3	2
729 pt.	Tax preparation services	1	2	7399 pt.	Miscellaneous business services, n.e.c.	1	1
729 pt.	Other personal services, n.e.c.	2	1	75	Automotive repair, services, and garages	1	1
73	Business services	0	1	751	Automotive rental and leasing, without drivers	0	1
731	Advertising	0	1	7512 pt.	Passenger car rental, without drivers	0	1
7311	Advertising agencies	0	2	7512 pt.	Passenger car leasing, except finance leasing	1	1
7312	Outdoor advertising services	0	0	7513 pt.	Truck rental, without drivers	0	4
7313	Radio, TV, publishers' advertising representatives	0	0	7513 pt.	Truck leasing, except finance leasing	0	0
7319	Advertising, n.e.c.	0	0	7519	Utility trailer and recreational vehicle rental	3	1
734	Services to dwellings and other buildings	1	1	752	Automobile parking	0	1
7341	Window cleaning	1	0	7523	Parking lots	0	1
7342	Disinfecting and exterminating services	1	1	7525	Parking structures	0	2
7349	Cleaning and maintenance services, n.e.c.	1	1	753	Automotive repair shops	1	1
737	Computer and data processing services	0	1	7538	General automotive repair shops	2	1
7372	Computer programming and other software services	0	0	7538 pt.	General automotive repair shops, except diesel	2	1
7374	Data processing services	0	1	7538 pt.	Diesel repair shops	1	1
7374 pt.	Data processing services, except facilities management	0	1	7531	Top and body repair shops	1	1
7374 pt.	Computer facilities management	0	1				
7379	Computer related services, n.e.c.	0	1	7534, 5, 9	Other automotive repair shops	1	1
7392	Management, consulting, and public relations services	1	2	7534	Tire retreading and repair shops	1	2
7392 pt.	Management and administrative services	0	3	7535	Paint shops	2	0
7392 pt.	Public relations services	3	3	7539 pt.	Auto electrical and fuel system services	0	0
7392 pt.	Management consulting services	0	2	7539 pt.	Radiator repair	2	1
7392 pt.	Economic and sociological research	1	2	7539 pt.	Glass replacement and repair	1	0
7392 pt.	Consulting services, n.e.c.	4	2	7539 pt.	Brake, front end, and wheel alignment	1	0
				7539 pt.	Exhaust system services (muffler shops)	1	1
				7539 pt.	Transmission repair shops	1	1
				754	Other automotive repair shops, n.e.c.	2	3
				7542	Automotive services, except repair	2	1
				7549	Car washes	2	1
					Other automotive services	2	1

See footnotes at end of table.

Table E-1. Firms Subject to Federal Income Tax—Con.

[Includes only establishments with payroll. For meaning of abbreviations and symbols, and for more information on reliability of data, see introductory text]

SIC code	Kind of business or operation	Percent of receipts†—		SIC code	Kind of business or operation	Percent of receipts†—	
		From administrative records ¹	Estimated ²			From administrative records ¹	Estimated ²
76	Miscellaneous repair services -----	1	1	78, 79	Amusement and recreation services, including motion pictures—Con.		
762	Electrical and electronic repair shops -----	1	1	79 ex. 792,	Commercial sports and other amusement and recreation services—Con.		
7622	Radio and TV repair shops -----	1	2	3	Other amusement and recreation services -----	1	1
7623, 9	Other electrical and electronic repair shops -----	1	1	79 ex. 792,			
7623	Refrigeration and air-conditioning repair shops -----	1	1	3, 4	Dance halls, studios, and schools -----	2	1
7629	Electrical and electronic repair shops, n.e.c. -----	1	0	791	Public dance halls or ballrooms -----	0	0
				791 pt.	Dance schools, including children's and professionals' -----	2	2
764	Reupholstery and furniture repair -----	3	1	791 pt.			
				7992	Public golf courses -----	0	0
				7993	Coin-operated amusement device operators -----	0	0
				7996	Amusement parks -----	0	1
				7997	Membership sports and recreation clubs -----	2	1
763, 9	Other repair shops and related services -----	1	1		Amusement and recreation services, n.e.c. -----	2	2
763	Watch, clock, and jewelry repair -----	2	1		Concession operators of amusement devices, rides -----	2	0
769	Miscellaneous repair and related services -----	1	1	7999 pt.	Carnivals, circuses, and fairs -----	2	1
7692	Welding repair -----	3	1		Carnivals and circuses -----	(D)	(D)
7694	Armature rewinding shops -----	0	0	7999 pt.	Fairs -----	(D)	(D)
7699	Repair shops and related services, n.e.c. -----	2	1	7999 pt.	Other commercial recreation and amusements -----	2	2
7699 pt.	Farm machinery and equipment repair shops -----	4	1	7999 pt.	Commercial museums, art galleries, and botanical and zoological gardens -----	(D)	(D)
7699 pt.	Lawnmower, saw, knife, tool sharpening and repair -----	3	1	7999 pt.	Roller skating rinks -----	1	1
7699 pt.	Sewer and septic tank cleaning services -----	3	1	7999 pt.	Ice skating rinks -----	(D)	(D)
7699 pt.	Other repair and related services, n.e.c. -----	2	1	7999 pt.	Other amusement and recreation services, n.e.c. -----	3	2
78, 79	Amusement and recreation services, including motion pictures -----	0	0	80, ex. 806	Health services, except hospitals -----	1	1
				801	Offices of physicians -----	1	0
781, 2	Motion picture production, distribution, and services -----	0	0	802	Offices of dentists -----	1	0
7813	Motion picture production, except for TV -----	(D)	(D)	803	Offices of osteopathic physicians -----	1	1
7814	Motion picture, tape production for TV -----	(D)	(D)	8041	Offices of chiropractors -----	1	1
7819	Services allied to motion picture production -----	1	0	8042	Offices of optometrists -----	1	1
7823	Motion picture film exchanges -----	0	0				
7824	Film or tape distribution for TV -----	(D)	(D)	805	Nursing and personal care facilities -----	0	1
7829	Services allied to motion picture distribution -----	1	0	8051	Skilled nursing care facilities -----	0	1
				8059	Nursing and personal care facilities, n.e.c. -----	0	1
				8049, 807,	Other health services -----	1	1
				8, 9			
783	Motion picture theaters -----	0	0	807	Medical and dental laboratories -----	1	1
7832	Motion picture theaters, except drive-in -----	0	0	8071	Medical laboratories -----	1	1
7833	Drive-in motion picture theaters -----	0	0	8072	Dental laboratories -----	1	1
				8049, 808,	Other health services, n.e.c. -----	1	1
				9			
792	Producers, orchestras, and entertainers -----	1	1	8049	Offices of health practitioners, n.e.c. -----	1	1
7922	Theatrical producers (except motion picture) and miscellaneous theatrical services -----	0	1	808	Outpatient care facilities -----	2	1
				809	Health and allied services, n.e.c. -----	0	1
7922 pt.	Producers of live theatrical productions -----	0	1	81	Legal services -----	1	1
7922 pt.	Producers of radio and TV shows, except tape -----	(D)	(D)				
7922 pt.	Artists' and entertainers' managers or agents, concert bureaus, booking agents -----	3	2	823, 4, 9	Selected educational services -----	1	1
				823	Libraries and information centers -----	3	4
7922 pt.	Other theatrical services -----	(D)	(D)	824	Correspondence schools and vocational schools -----	0	0
7929	Bands, orchestras, actors, and other entertainers and entertainment groups -----	1	0	8241	Correspondence schools -----	(D)	(D)
7929 pt.	Dance groups and artists -----	9	0	8243	Data processing schools -----	(D)	(D)
7929 pt.	Symphony orchestras, opera companies, and chamber music organizations -----	0	0	8244	Business and secretarial schools -----	0	0
7929 pt.	Other music and entertainment presentations -----	1	0	8249	Vocational schools, except vocational high schools, n.e.c. -----	0	1
				829	Schools and educational services, n.e.c. -----	2	2
793	Bowling alleys and billiards and pool establishments -----	1	0	891	Engineering, architectural, and surveying services -----	1	1
7932	Billiard and pool establishments -----	1	2	891 pt.	Architectural services -----	1	1
7933	Bowling alleys -----	1	0	891 pt.	Engineering services -----	1	1
				891 pt.	Surveying services -----	2	0
				893	Accounting, auditing, and bookkeeping services -----	1	0
79 ex. 792,	Commercial sports and other amusement and recreation services -----	1	1	83, 892, 9	Social and other services -----	1	2
3	Commercial sports -----	0	0	83	Social services -----	2	2
794	Professional sports clubs, managers, promoters -----	0	0	835	Child day care services -----	2	1
7941	Baseball clubs -----	0	0	832, 3, 6, 9	Other social services -----	1	3
7941 pt.	Football clubs -----	(D)	(D)	832	Individual and family social services -----	2	4
7941 pt.	Other professional sports clubs -----	(D)	(D)	833	Job training and vocational rehabilitation services -----	0	0
7941 pt.	Managers and promoters -----	0	0	836	Residential care -----	2	2
7948	Racing, including track operation -----	0	0	839	Social services, n.e.c. -----	0	7
7948 pt.	Auto race track operation -----	2	0	892, 9	Other services -----	0	0
7948 pt.	Horse race track operation -----	0	0	892	Noncommercial educational, scientific, and research organizations -----	(D)	(D)
7948 pt.	Dog race track operation -----	0	0	899	Services, n.e.c. -----	(D)	(D)
7948 pt.	Racing stables and racing, n.e.c. -----	1	2				

† Coverage symbols: 0—Less than 10 percent; 1—10 to 19 percent; 2—20 to 29 percent; 3—30 to 39 percent; 4—40 to 49 percent; 5—50 to 59 percent; 6—60 to 69 percent; 7—70 to 79 percent; 8—80 to 89 percent; 9—90 percent or more.

¹Includes receipts information obtained from administrative records of other Federal agencies.

²Includes receipts information which was imputed based on historic company ratios or administrative records, or on industry averages.

Table E-2. Firms Exempt From Federal Income Tax


[Includes only establishments with payroll. For meaning of abbreviations and symbols, and for more information on reliability of data, see introductory text]

SIC code	Kind of business or operation	Percent of revenue†—		SIC code	Kind of business or operation	Percent of revenue†—	
		From administrative records ¹	Estimated ²			From administrative records ¹	Estimated ²
	Total	0	1	805, 8, 9	Selected health services	0	0
7011 pt., 7032, 704	Hotels, camps, and membership lodging	1	2	805	Nursing and personal care facilities	0	0
7011 pt.	Hotels	2	3	8051	Skilled nursing care facilities	0	0
7032	Sporting and recreational camps	2	0	8059	Nursing and personal care facilities, n.e.c.	0	0
704	Organization hotels and lodging houses, on membership basis	1	2	808	Outpatient care facilities	0	0
				809	Health and allied services, n.e.c.	0	1
7391, 2, 7	Research, testing, and consulting services	0	1	81	Legal aid societies and similar legal services	0	0
7391	Research and development laboratories	(D)	(D)	823, 4, 9	Selected educational services	0	0
7392	Management, consulting, and public relations services	2	3	823	Libraries and information centers	(D)	(D)
7397	Testing laboratories and facilities	(D)	(D)	824	Correspondence schools and vocational schools ..	(D)	(D)
				8241, 9	Correspondence and vocational schools, except vocational high schools, n.e.c.	(D)	(D)
792, 7997, 7999 pt., 84	Selected amusement, recreation, and related services	0	0	8243, 4	Data processing, business, and secretarial schools	0	0
792	Producers, orchestras, and entertainers	0	0	829	Schools and educational services, n.e.c.	1	2
7922	Theatrical producers (except motion picture) and miscellaneous theatrical services	0	0	83	Social services	0	1
7929	Bands, orchestras, actors, and other entertainers and entertainment groups	0	0	835	Child day care services	0	1
				832, 3, 6, 9	Other social services	0	1
7999 pt., 84	Museums, art galleries, and botanical and zoological gardens	0	0	832	Individual and family social services	0	1
7999 pt.	Commercial museums, art galleries, and botanical and zoological gardens	0	2	833	Job training and vocational rehabilitation services ..	0	1
84	Noncommercial museums, art galleries, and botanical and zoological gardens	0	0	836	Residential care	0	1
8411	Noncommercial museums and art galleries	0	0	839	Social services, n.e.c.	0	0
8421	Noncommercial arboreta, botanical and zoological gardens	0	0	861, 2, 4, 9	Selected membership organizations	1	1
				861	Business associations	1	0
7997	Membership sports and recreation clubs	1	0	864	Civic, social, and fraternal associations	1	1
7999 pt.	Fairs	0	0	862, 9	Other membership organizations	1	1
				862	Professional membership organizations	2	1
				869	Membership organizations, n.e.c.	0	1
				892	Noncommercial educational, scientific, and research organizations	0	1

† Coverage symbols: 0—Less than 10 percent; 1—10 to 19 percent; 2—20 to 29 percent; 3—30 to 39 percent; 4—40 to 49 percent; 5—50 to 59 percent; 6—60 to 69 percent; 7—70 to 79 percent; 8—80 to 89 percent; 9—90 percent or more.

¹Includes revenue information obtained from administrative records of other Federal agencies.

²Includes revenue information which was imputed based on historic company ratios or administrative records, or on industry averages.



APPENDIX F.

Geographic Notes

Alliance is in Mahoning and Stark Counties; it annexed into Mahoning County in January 1978.

Beavercreek was incorporated in July 1979.

Bellevue is in Huron and Sandusky Counties.

Bluffton is in Allen and Hancock Counties; it annexed into Hancock County in April 1979.

Buckeye Lake was incorporated in July 1980.

Canal Winchester is in Fairfield and Franklin Counties.

Carlisle is in Montgomery and Warren Counties.

Columbiana is in Columbiana and Mahoning Counties.

Columbus is in Fairfield and Franklin Counties.

Crestline is in Crawford and Richland Counties.

Delphos is in Allen and Van Wert Counties.

Dublin is in Delaware, Franklin, and Union Counties.

Fairfield is in Butler and Hamilton Counties; it annexed into Hamilton County in May 1980.

Fosteria is in Hancock, Seneca, and Wood Counties.

Huber Heights was incorporated in November 1979.

Kettering is in Greene and Montgomery Counties; it annexed into Greene County in March 1980.

Loudonville is in Ashland and Holmes Counties.

Loveland is in Clermont, Hamilton, and Warren Counties.

Milford is in Clermont and Hamilton Counties.

Minerva is in Carroll, Columbiana, and Stark Counties.

Mogadore is in Portage and Summit Counties.

Monroe is in Butler and Warren Counties.

Norton is in Summit and Wayne Counties; it was erroneously excluded from Wayne County in the 1977 Economic Censuses.

Pickerington is in Fairfield and Franklin Counties.

Reynoldsburg is in Fairfield, Franklin, and Licking Counties.

Rittman is in Medina and Wayne Counties.

Swanton is in Fulton and Lucas Counties; it annexed into Lucas County in April 1980.

Vermillion is in Erie and Lorain Counties.

Westerville is in Delaware and Franklin Counties.

Youngstown is in Mahoning and Trumbull Counties.



REFERENCE MATERIALS • ORDER FORMS • PUBLICATION CORRECTIONS

Please send me the items marked (X) below.

Corrections (if there are any) for this publication— **Service Industries, Ohio, SC82-A-36**

If you purchase several different reports from the 1982 Economic Censuses, you should complete this form from each of the reports and return it to the address shown below to receive publication corrections. However, you should complete the following on **only** one of the forms.

Guide to the 1982 Economic Censuses and Related Statistics

Monthly Product Announcement—A monthly notice of all products released by the Census Bureau during the previous month—useful primarily to persons who plan to purchase publications, tapes, etc., in the future.

Publication announcements and order forms — *Mark (X) subjects in which you are interested.*

Retail Trade

Wholesale Trade

Service Industries

Construction Industries

Manufacturing

Mineral Industries

Transportation

Economic Censuses of Outlying Areas (Puerto Rico, Guam, Virgin Islands, and Northern Mariana Islands)

Enterprise Statistics

Minority- and Women-Owned Businesses

Agriculture

County Business Patterns

Quarterly Financial Report

Governments

Foreign Trade

Population

Housing

International Statistics

Geography

Guides, Catalogs, etc.

Name

Organization

Address/PO Box

City


State

ZIP Code

Mail completed form to ↘

**Customer Services
DUSD
Bureau of the Census
Washington, D.C. 20233**

TEAR HERE



MONTHLY PRODUCT ANNOUNCEMENT

A way to know about
new products from the
BUREAU OF THE CENSUS


The Monthly Product Announcement is a free list describing all Census Bureau products that become available each month. Included are order forms for requesting materials from the Census and the U.S. Government Printing Office.

Computer Tape Files

Microfiche

Printed Maps

Publications



Subscribe to the Monthly Product Announcement. Complete the coupon below. No charge.

Name

Organization

Street Address/PO Box

Place, State, and ZIP Code

Mail to:

Data User Services Division
Customer Services (Publications)
Bureau of the Census
Washington, D.C. 20233

PUBLICATION PROGRAM

1982 CENSUS OF SERVICE INDUSTRIES

Publications of the 1982 Census of Service Industries, containing data on service industries establishments in the United States, are described below. Publications order forms for specific reports may be obtained from any Department of Commerce district office or from Data User Services Division, Customer Services (Publications), Bureau of the Census, Washington, D.C. 20233. The first results were issued in preliminary reports. Final detailed statistics are issued in separate paperbound reports, which subsequently are assembled and reissued in cloth-bound volumes.

Final Reports

Geographic area series—52 reports (SC82-A-1 to -52)

A separate paperbound report is being published for establishments with payroll for each State, the District of Columbia, and the United States. Each report presents general statistics for establishments of firms subject to Federal income tax, on number of establishments, receipts, payroll, and employment, by varied service classifications, for the United States, States, the District of Columbia, SMSA's, counties, and places with 300 service establishments or more, by kind of business. Greater kind-of-business detail is shown for larger areas. In addition, for places with 2,500 inhabitants or more and for all counties, statistics are provided on number of establishments and receipts for five major kind-of-business groups. For establishments of firms exempt from Federal income tax, statistics are presented on number of establishments, revenue, payroll, and employment by varied service classifications, for the United States, States, the District of Columbia, and SMSA's. Greater kind-of-business detail is shown for larger areas. For each State, the District of Columbia, and the United States, 1982 data are provided on receipts/revenue and employees per establishment, and on receipts/revenue and payroll per employee. Comparative statistics showing percent changes in receipts/expenses and payroll between 1977 and 1982 also are shown.

Industry series—5 reports (SC82-I-1 to -5)

The first report (SC82-I-1) presents data based on size of establishment, size of company or firm (firm size is based on all establishments operated by a firm within the same kind of business or kind-of-business group for which data are presented), and legal form of organization. Establishment statistics are presented by receipts revenue size and by employment size; statistics for firms, by receipts revenue size (including concentration by largest firms), by employment size, and by number of establishments operated (single units and multiunits). Statistics are presented for establishments with payroll by kind of business on the number of establishments, receipts revenue, payroll, and employment for the United States.

A report (SC82-I-2) on capital expenditures, depreciable assets, and operating expenses presents data for firms with payroll for the United States by major kinds of business. Operating expenses include annual payroll, supplemental labor costs, purchased services, etc. Receipts data also are provided.

Three other reports (SC82-I-3 to -5) contain data for hotels, motels, and other lodging places; the motion picture industry; and other miscellaneous subjects. Data are presented for the United States as a whole and, where feasible, for States and SMSA's.

Final Report Volumes

- Volume I. 1982 Census of Service Industries—Summary and Industry Statistics. Includes data previously issued in series SC82-I.
- Volume II. 1982 Census of Service Industries—Geographic Area Statistics. Includes data previously issued in series SC82-A.

Microfiche

Every final report in the 1982 Census of Service Industries also will be available on microfiche.

Public-Use Computer Tapes

Selected data—detailed information by geographic area—also are available on public-use computer tapes. For the selected data, these tapes will provide the same information found in the final reports. Public-use computer tapes are available for users who wish to summarize, rearrange, or process large amounts of data. These tapes, with corresponding technical documentation, are sold by Data User Services Division, Customer Services (Tapes), Bureau of the Census, Washington, D.C. 20233.

OTHER ECONOMIC CENSUS REPORTS

Data on retail trade, wholesale trade, construction industries, manufactures, mineral industries, transportation, enterprise statistics, minority-owned business enterprises, and women-owned businesses also are available from the 1982 Economic Censuses. A separate series of reports covers the censuses of outlying areas—Puerto Rico, Virgin Islands of the United States, Guam, and the Northern Marianas. Separate announcements describing these reports are available free of charge from Data User Services Division, Customer Services (Publications), Bureau of the Census, Washington, D.C. 20233.

Superintendent of Documents
U.S. Government Printing Office
Washington, D.C. 20402



Official Business

Penalty for Private Use, \$300

POSTAGE AND FEES PAID
U.S. DEPARTMENT OF COMMERCE
COM-202

Special Fourth-Class
Rate—Book

