













Natürliche  
ABBILDUNGEN  
der  
merkwürdigsten  
INSECTEN

nach ihren  
Geschlechtern .

fortgesetzt  
von  
I. F. W. HERBST.  
gezeichnet  
von  
D. F. SOTZMANN .

Berlin bey G. A. Lange  
1784.



QL 45

367

1766

[Ed 7, plates]

SCHEER

Smithsonian Institution  
FEB 26, 1904  
185203  
National Museum





Papilio Paris. Lin.


*Der grüne Page.*

DSI



Papilio Paris . Linn.  
*Der grüne Page.*





Papilio Equi Achiv. Adonis. Cram:





Papilio Equ. Activ. Adonis. Cram.





Fig. 1.

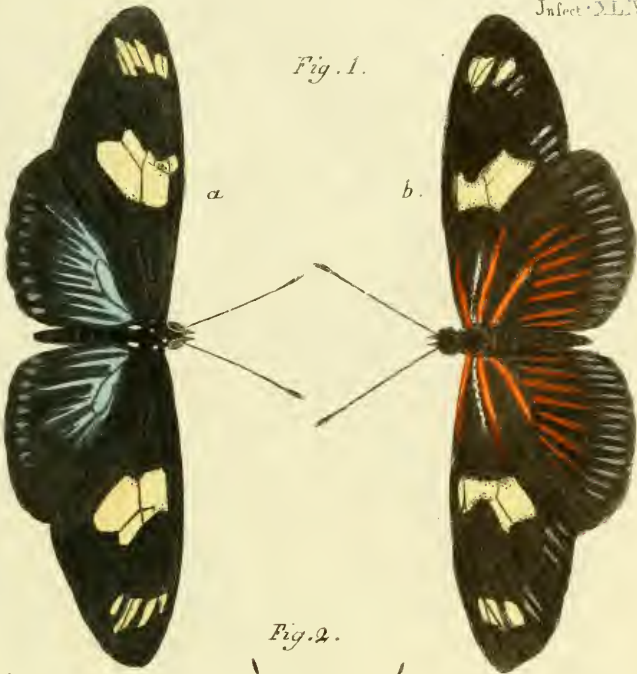



Fig. 2.




Fig. 1. a. b. *Papilio Helicon Quirina* Cram.

Fig. 2. *Papilio Helicon Charitonia*, Lin. *Der Cujavendetter*.



1 .



2 .



Fig. 1. *Papilio Parnass.* Apollo, Rôl.

2. . . . . *Piera*, Cram.



Fig. 1. a.



. 2. a.



. 2. b.



1. b.



Fig. 1 a. b. Papilio Dan. Cand. Eborea, Cram;  
. 2. a. b. . Coronea .



Fig. 1.



a.

Fig. 2.

b.




Fig. 1. *Papilio Dan. Felt. Mulciber*, Cram.

Fig. 2. a. und b. . . . . *Obrinus*, Linn.

*Der Bandflügel.*








*Papilio Nymphal: gemmat: lairus, Cram.*





Fig 1.a.b.Papilio Nymph. phaler. Phliasus, Cram.  
. 2. . . . . Lubentina , .



1.



2. a.



2. b.



Fig. 1. a. b. *Papilio Pleb. rural.* Cuperthus, Cram.  
2. a. b. " " " " Endymion, "



1 a.



2 a



1. b.



2. b.



Fig. 1. a b. *Papilio Plebeurbeni*. Catillus, Gram.

. 2. a. b. - - -

Evadne. - - -







*Sphinx Nerii*, Linn.  
der *Oleander vogel*.





Sphinx Labruscae, Linn.  
*der Weispunct.*







Fig 1. Sphinx Pluto, Cram.  
. 2. . Pan , .  
. 3. . Sperchius, .





Fig. 1. *Sphinx Picus*. Cram.  
. 2. - *Caenus*, "  
. 3. - *Fuciformis*, "  
. 4. - *Leucaspis*, "






1.



2.



3.

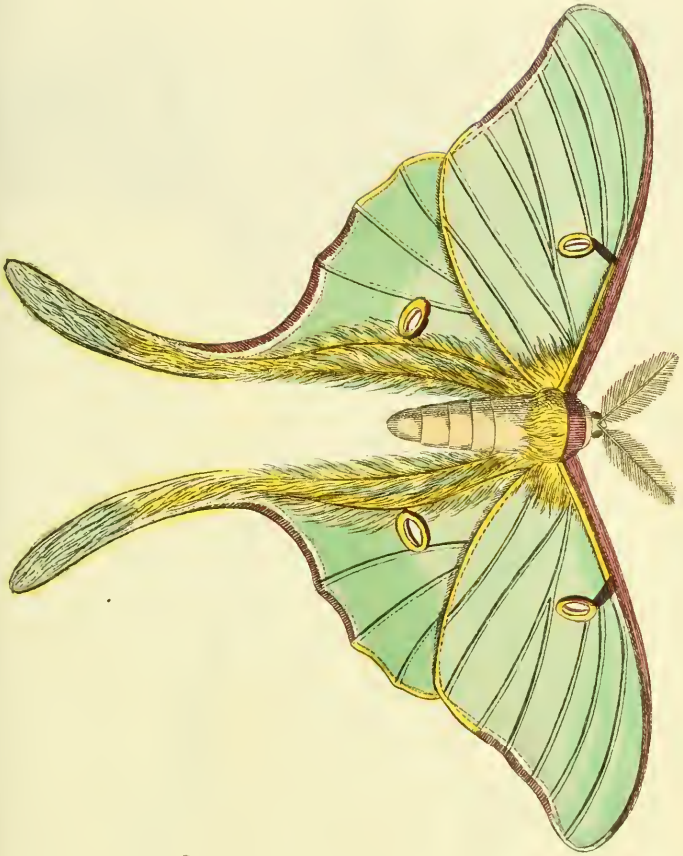


4.



Fig. 1. Sphinx Enargus, Cram.  
 2. " Rhebus, "  
 3. " Pfamas, "  
 4. " Cepheus, "





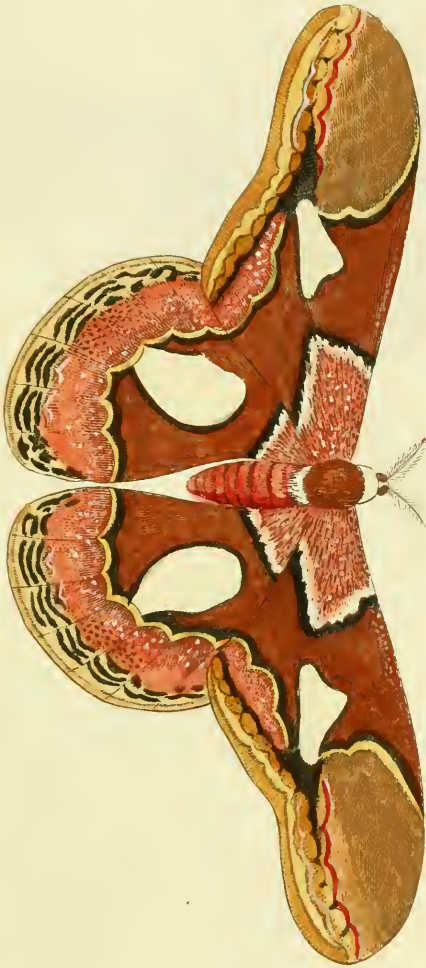
Phalaena Attac. Luna, Lin.  
*der Halbmond.*





*Phalaena Attac. Semiramis, Cram*





Phalaena Attae. Hesperus minor, Cran  
der kleine Hesperus.








Fig. 1. Phalaen. Bomb. Cynira, Cr.

2. Mori, Lin.

der Seidenvogel





Fig 1. Phalaen. Bomb. Hyphinoé', Cr.

2. " " Lincus ,





2.



1.



3.



4.

Fig. 1. Phalaena Bomb. Crotalariae, Cram.

. 2. . . . . Credula,

. 3. . . . . Bella,

. 4. . . . . Priverra,





Fig. 1. Phalaena Hepialus Rhodope, Cr.

2. - - - - - Venus, - - -







Phalaen. Noctua Bubo, Cram.





Fig.1. Phalaen. Noctua Materna, Cram.  
. 2. . . . . Mygdonia.






Fig. 1. Phalaen. Noctua Caricae, Cram.

2. . . . . Maulia, . . . . .



1.



2.



Fig. 1. Phalaen. Noctua Epione, Cr.

2 " " Fraxini Lin.  
*das blaue Band.*









Fig. 1. Phalæn. Noctua festucae, Lin. *der Sumpfschwengel.*  
 „ 2 „ „ Delphinii, „ *Rittersporn.*  
 „ 3 „ „ Aprilina, „ *Pfeilpunct.*



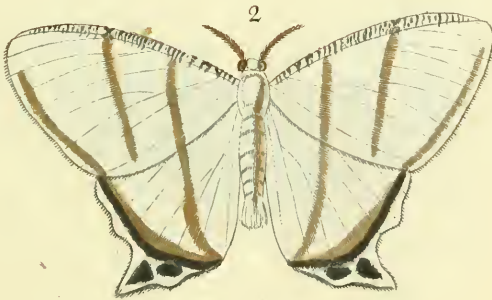



Fig.1. Phalaena Geometr. Lactucina, Cram.

- |      |   |             |   |
|------|---|-------------|---|
| " 2. | " | " Geminia,  | " |
| " 3. | " | " Jlyrias,  | " |
| " 4. | " | " Eleonora, | " |





Fig. 1. Phalæna Geometr. Evergista, Cr.

- " 2. " " Ernestina, "
- " 3. " " Venusta, "
- " 4. " " Urganda, "




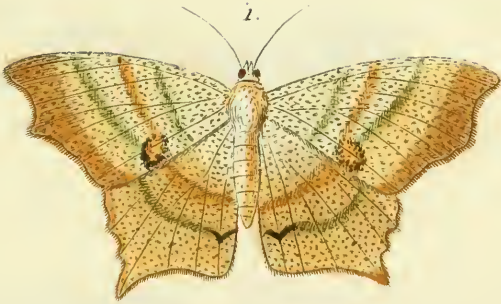


Fig. 1. Phalaena Geometr. Fasima, Gram  
 . 2. " " Politia, "  
 . 3. " " Lutea, "  
 . 4. " " Viridaria, "






1.




3.



4.



2.



5.



Fig. 1. *Phalæna*, *Geomete. Amica*, *Cram.*  
 . 2. . . . . *Polita*,  
 . 3. . . . . *Erota*,  
 . 4. . . . . *Marginata*,  
 . 5. . . . . *Virginaria*,






Fig. 1. *Phalaena Tortric. Edleriana*, Cram.  
 . 2. . . . . *Albertiana*,  
 . 3. . . . . *Gerningiana*,  
 . 4. . . . . *Walchiana*,  
 . 5. . . . . *Thunberghiana*,  
 . 6. . . . . *Clerckiana*,




2



1



3



4



Fig. 1. Phal: Tinea Punctella, Cr.

. 2 . . . Albinella, .

. 3 . . . Molinella, .

. 4 . . . Fabiella, .





Fig 1. Phalæn. Alucit. Pterodactyla, Lin. die Flügelfeder  
 . 2. . . Didactyla, . . . Zweyfeder  
 . 3. . . Pentadactyla, . . . Fünffeder  
 . 4. . . Diptera, Sulz . . . Einfeder







*Libellula Rofelii* .



1.



2.



Fig. 1. *Libellula Röselii*  
- 2. *Depressa* Lin  
der Plattbauch









Libellula Prella Linn  
die Wassernymphe .





1.



2.



3.



4.



5.



6.



Phryganea .



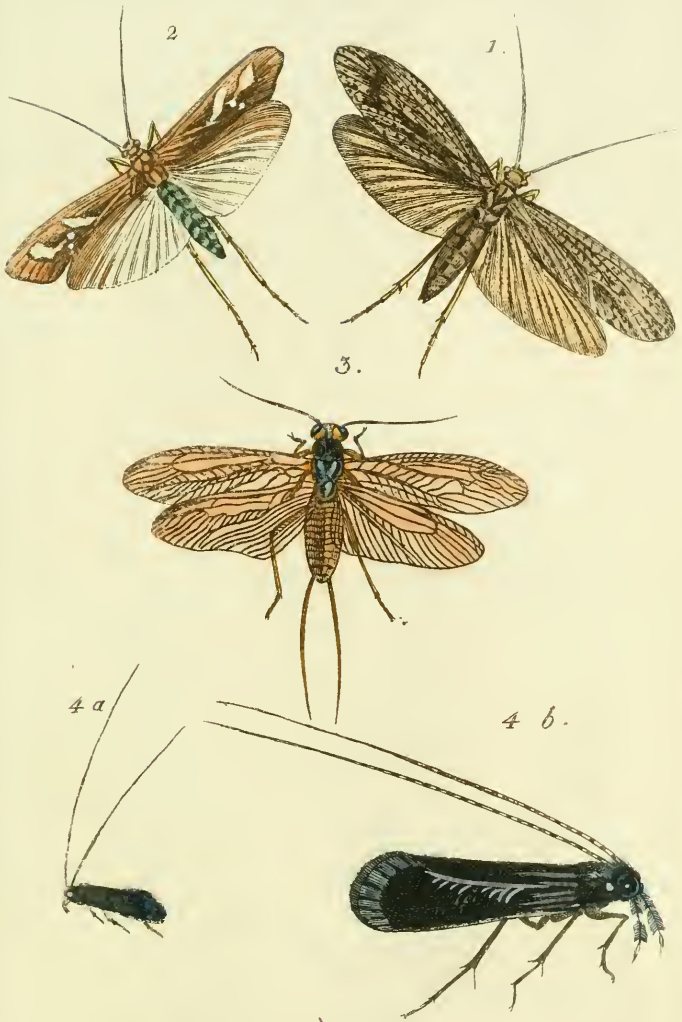


Fig1 Phryganea Grandis, Lin die GroÙe .  
 . 2. Rhombica, . der Würfelfleck .  
 . 3. Bicaudata, . Gabelschwanz .  
 . 4. a. b. Plumosa, Sulz - Federbart .






- Fig. 1 *Ephemera Marginata*, Lin.  
*Der Randflügel.*  
 2. *Ephemera Röselii.*  
 3. " *Helvola*, Sultz.  
*Der Gelbliche*  
 4. *Ephemera Lutea*, Lin.  
*Der gelbe Haft.*



1.



2.



3 a.



3 b.

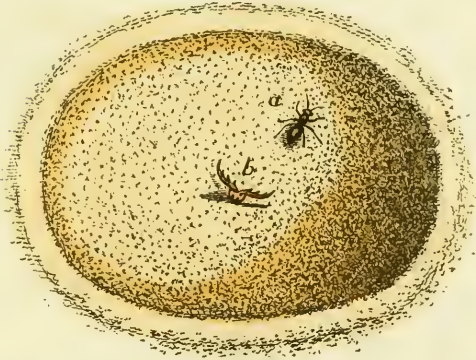


Fig 1. Hemerobius Perla , Lin. der Läusefresser.  
 . 2. , Chrysops , . das Goldauge .  
 , 3 a. b. , Phalaenoides , . die Mottenartige.





1 .



2 .



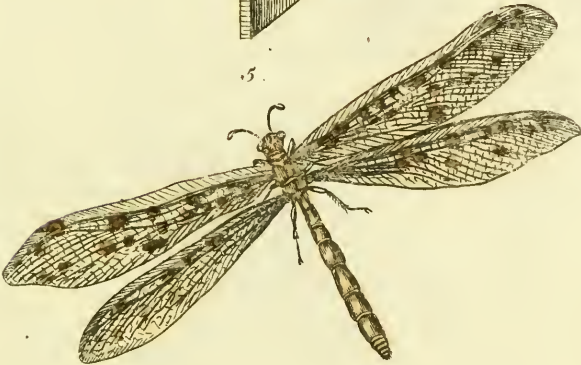
3 .



4 .



5 .



Myrmeleon Formicarium, Lin .  
*Der Ameisenlöwe .*



1.



2.



Fig. 1. *Myrmeleon Libelluloides*, Lin. die Halbjungfer

. 2.

. *Barbarum*,

. Schäferschterjungfer



1. a.



1. b.



2.



Fig 1 a b. *Raphidia Ophiopsis*, Lin. der *Schlangenkopf*.  
. 2. , *Mantilpa*, . die *Fangheuschreckfliege*.





Fig. 1a. *Parnorpa Communis*, Lin. die gemeine Scorpionsfliege.  
 . 1b. . . . . foem.  
 . 2. . . . . Coa, Lin. der Levantiner.  
 . 3. . . . . *Tipularia*, Lin. die Schnuckenartigefliege.















SMITHSONIAN INSTITUTION LIBRARIES



3 9088 01506 5568