

THE  
Compleat Country Dancing-Master.

*Being a Collection of all the Celebrated Country Dances  
now in Vogue.*

*Perform'd at Court, the Theatres, Masquerades,  
and Publick Balls.*

*With Proper Tunes and Directions to each DANCE.*

*The Tunes fitted for the Violin, Hoboy, or German Flute.*

*The 4<sup>th</sup> Edition.*

London. Printed for I. Walsh, in Catharine Street, in the Strand.

Price Bound 3<sup>s</sup> 6<sup>d</sup>.

THE  
Compleat Country Dancing-Master

VOLUME THE FOURTH:

*Being a Collection of all the Celebrated Country Dances  
now in Vogue.*

*Perform'd at Court, the Theatres, Masquerades and  
Publick Balls.*

*With Proper Tunes and Directions to each DANCE.  
The Tunes fitted for the Violin, Hoboy or German Flute*

---

London. Printed for I. Walsh in Catharine Street in the Strand.

Price Bound 5<sup>s</sup>. 6<sup>d</sup>.



# An EXPLANATION of the several Characters us'd in this Book.

**D.** stands for Double. A Double is four Steps forward and backward, closing both Feet.

**S** \_\_\_\_\_ Single. A Single is two Steps, closing both Feet.

Set and turn S. Is a Single to one Hand, and a Single to the other, and turn single.

**Wo.** stands for Woman.

**We.** \_\_\_\_\_ Women.

**Cu.** \_\_\_\_\_ Couple.

**Co.** \_\_\_\_\_ Contrary.

The Figure half round, is the Hey half round.

The whole Figure, is the Hey all four round.

Proper, is when the Men and Women are on their own Sides.

♫ denotes the Strain of a Tune play'd once over.

♫ \_\_\_\_\_ the Strain twice over.

♫ \_\_\_\_\_ the Strain thrice over.

⊙ stands for the Mens Places, in the Figure on the Top of each Page.

⊙ \_\_\_\_\_ the Womens Places, in the Figure on the Top of each Page.

# An Alphabetical TABLE of all the DANCES contain'd in this VOLUME.

<b>A</b>		Black Joak	57	Carpenter's maggot	113	De'el take the Wars	164
A Trip to the Lawndry	9	Bore la Bals	52	Cheshire Rounds	114	Dull Sir John	183
Athol Brays	3	Black and Grey	81	Coblers Hornpipe	116	F	
A Trip to Marybone	13	Bloomsbury Market	133	Country Farmer	119	Epfom Wells	73
Aurelia and Galatea	39	Black Bess	134	Christ Church Bells in Oxon	150	Edinburgh Castle	83
America with the Minuet	102	Bishop of Bangor's Jigg	138	Cold and Raw	153	Emperour of the Moon	90
Arundel Street	131	Bury Fair	145	Cuper's Garden	151	English Palpit	91
Apollo and Daphne	169	Barley mow	146	Cuckolds all a row	191	Easter Eve	143
An Old Man, a Bed full of bows	170	Bulkin	149	Christmas Cheer	202	Enfield Common	143
Ala mode de France	173	Bishop of Chester's Jigg, or		Clearly and merrily	203	Essex Building	150
A Soldier and a Sailor	174	the fits come on me now	148	D		Excuse me	159
at rope Wells	179	Bellamira	152	Dutchess of Bedford's Delight	17	F	
<b>B</b>		Black Jack	177	Draper's Gardens	42	Fie nay prethee John	31
Battle of the Boyne	8	Bonny Dundee	178	Dusty Miller	47	From Aberdeen	67
Bath Medley	22	Bouzon Castle	172	Drive the cold winter away	125	Fidler's Morris	98
Buff Coat	28	Black Nell	201	Dr. Pope's Jigg	125	Four Pence half penny for-	
Robbing Joe	35	C		Daniel Cowper	154	thing or the Jockey	175
Butter'd Peas	48	Cobler's Jigg	20	Dampier	156	Fryday Night	191

<b>G</b>	
Green Sleeves and Pudding Pies	36
Green Stockings	100
Greenwich Park	140

<b>H</b>	
Huzza	12
Hunt the Squirrel	25
Happy Clown	26
Highland Laddie	40
Hap hazard	55
Hunsdon Houk	61
Happy meeting	75
Hills Maggot	87
Hey ho my honey	137
Hedge Lane	157
Hemp Dresser	161
Hey to the Camp	165
Hey Boys up go we	182
Hey at thy Coat old Woman	204

<b>I</b>	
Joan Sanderson, or the Cush-	
ion Dance	15
Jenny come tye my Cravat	24
I often for my Jenny Grove	41
Joan's Placket	54
Irish Ground	45
Ianthe the lovely	111
Irish trot	129
Jack's Health	185
Jolly Breeze	193
Johnny cock thy Beaver	197
Irish Bore	198
<b>K</b>	
Knot	123
Kemp's Jigg	142
king of Poland	184
<b>L</b>	
Luxembourg	91

<b>Lilli Burlero</b>	
Lumps of Pudding	
Love lies a bleeding	15
Lane's Maggot	24
Lane's Minuet	41
Lincolns Inn	54
Lord Carnarvans Jigg	45
Lady Day	111
Lord Byron's Delight	129
Ladies of London	185
London's Loyalty	193
Lord Byron's Maggot	197
<b>M</b>	
My an kind deary	
Madge on a tree	123
Moll Peatly the new way	142
Mulberry Garden	184
Mermaid	
Mad Moll	91

38	Miller's Jigg	190
43	Mr Young's Delight	70
74	Mr Staggin's Jigg	135
84	<b>N</b>	
99	New Market	59
97	New Market 2d Part	60
104	New Year's Eve	60
107	Nobody's Jigg	61
110	Never love thee more	77
176	Nobe's Maggot	107
196	Northern Nancy	107
117	<b>O</b>	
	O Mother Roger	55
18	Old Simon the King	69
29	Of noble Race was Shenkin	70
46	old Bachelor	85
<b>P</b>		
130		
155	Prince William	6
160	Perro	11

Pidding and Pies	33	S							
Princess Amelia	44	Soldier Laddie	7	The Intreague	50	Volverton Hall		147	
Princess Royal	54	Sage Leaf	19	The Rape	51	Valentine's Day		181	
Parson upon Dorothy	64	Spanish Gypfie	65	The Dumps	66	Valiant Jockey		186	
Prince George	78	Sweet Kate	68	The Jovial Beggars	71	Up with aily		187	
Princess	92	Smith's Rant	73	The Sailor's delight	72		W		
Princess's Court	106	Siege of Limerick	94	The Queens delight	80	Walley Honey		2	
Portsmouth	103	Shore's Trumpet Tune	109	The Mansel	105	Whitehall		51	
Pall mall	127	S <sup>t</sup> . Alban's	118	The Beaux delight	108	Well's humour		95	
		Sawney was tall	188	Tunbridge walks	112	Whitehall Minuet		96	
Q		Spring Garden	199	The Goddeses	121	What you please		99	
Queen Caroline	53			The Pilgrim or L <sup>d</sup> . Foppington	144	Watton Town's End		122	
		T		Temple Change	139	Waltham Abbey		124	
R		The new way of wooing	1	The Coronation Day	158	Whitney's farewell		128	
Running Footman	11	The Lads of Dunce	5	The Temple	163	Winchester Wedding, or the			
Ratcliff Crofs	49	The Craftsman	4	The bonny grey ey'd morn	167	King's Jigg		132	
Roger of Coverly	86	The White Joak	10	The Fryar and the Nun	192	Wooley and Georgy		159	
Red House	89	Three Sheep Skins	16	Trenchmore	200		Y		
Red Joak	115	The galloping Nag	30			Yellow Joak		88	
Rub her down with straw	120	The merry Milk maids	27			Young Sir Solomon		168	
Rummer	136	The Cuckow	32	Under the Greenwood tree	23	Young Jemmy		171	
Rigadoon	156	Twass within a furlong	57	Vienna	82				

# The DANCING-MASTER: *Containing Directions and Tunes for Dancing!*

The new way of Wooing. Longways <sup>1</sup> for as many as will.  $\odot \odot \odot \odot$

Musical notation for 'The new way of Wooing'. It consists of four staves of music in treble clef with a key signature of two sharps (F# and C#). The first staff begins with a '1' below the staff. The music is a longway tune, featuring a mix of eighth and sixteenth notes with various rhythmic patterns.

The 1st Cu. cast off and lead through the 3d. First Cu. cast off again and lead up to the Top. The 1st and 2d Cu. foots it; then clap Hands, foot it again, clap as before, 1st Cu. cast off.

Walley Honey. Longways <sup>2</sup> for as many as will.  $\odot \odot \odot \odot$

Musical notation for 'Walley Honey'. It consists of three staves of music in treble clef with a key signature of one sharp (F#). The first staff begins with a '2' below the staff. The music is a longway tune, featuring a mix of eighth and sixteenth notes with various rhythmic patterns.

The 1st Man sets to the 2d Wo. and turns her. First Wo. does the same with the 2d Man. The 1st and 2d Men leads out first, and 2d We. does the same at the same Time, and then turn your own Partners. The 1st and 2d Cu. right and left half round.



Athol Brays.

Longways for as many as will.

3



The 1st Cu. foots it and cast off. The 1st Cu. foots it again, 1st Man casts down, and the 1st Wo. casts up. The 1st Man Heys with the 2d and 3d Wo. 1st Wo. Heys at the same Time with the 2d and 3d Men. First Man Heys with the 2d and 3d Men, 1st Wo. at the same Time Heys with the 2d and 3d We. The 1st Man foots it with the 3d Wo. and turns her, 1st Wo. does the same at the same Time with the 2d Man. Then the 1st Man foots it with the 2d Wo. and turns her, 1st Wo. does the same at the same Time with the 3d Man. The 1st Cu. leads through the 2d and 3d Men, and turn in the 2d Cu. Place. Then the 1st Cu. leads through the 2d and 3d We. and turn in the 2d Cu. Place.

The Craftsman.

Longways for as many as will.

4



The 1st Cu. takes Hands and foots it with the 2d Wo. First Cu. does the same with the 2d Man. First and 2d Cu. Hands across half round with their right Hands. Back again with their Left. First Cu. leads below the 2d Cu. and foots it. First Cu. leads through the 3d Cu. First Cu. Right and Left quite round with the 2d and turn in the 2d Cu. Place.

The Ladds of Duncce.

Longways for as many as will.

Musical notation for 'The Ladds of Duncce' consisting of four staves. The first staff has a treble clef, a key signature of one sharp (F#), and a 4/4 time signature. It begins with a '3' below the first measure and a '\*' above the first measure. The melody features eighth and sixteenth notes, with trills marked 'tr' above several notes. The second staff continues the melody with similar notation and trills. The third and fourth staves conclude the piece with trills and a final cadence.

The 1st Cu. take Hands, slip down between the 2d and 3d Cu. foot it then lead back again and cast off. The 2d Cu. does the same. The 1st Man leads out the 2d Wo. 1st Wo. leads out the 2d Man at the same Time and then turn your Partners. The 1st and 2d Men leads out the two We. doing the same at the same Time turn your Partners as before. The 1st Man goes Back to Back (or foot it) with the 2d Wo. and turn her. Their Partners does the same. The 1st Cu. cross over and half figure thro' the 2d. First and 2d Cu. Right and Left quite round.

Prince William.

Longways for as many as will.

Musical notation for 'Prince William' consisting of three staves. The first staff has a treble clef, a key signature of one sharp (F#), and a 4/4 time signature. It begins with a '\*' above the first measure. The melody features eighth and sixteenth notes, with trills marked 'tr' above several notes. The second and third staves continue the melody with similar notation and trills, ending with a final cadence.

The 1st Man Heys with the 2d and 3d Wo. his Partner at the same Time Heys with the 2d and 3d Men. Then Hey on your own Sides. The 1st Cu. cross over and turn. 2d Cu. does the same. The 1st Man turns the 3d Wo. with his Right Hand, his Partner does the same with the 2d Man at the same Time and then turn your Partners. Do the same at the other Corner. First Cu. leads through the 2d and 3d Wo. and turn in the 2d Cu. Place. Then lead through the 2d and 3d Men and turn again.

Soldier Ladie.

Longways for as many as will.



The 1st Man Heys with the 3d Cu. his Partner at the same Time Heys with the 2d Cu. Then the 1st Man Heys with the 2d Cu. 1st Wo. at the same Time Heys with the 3d Cu. First Cu. leads thro' the 2d and 3d We. and turn in the 2d Cu. Place First Cu. leads through the 2d and 3d Men and turns at Top. The 1st Cu. Back to Back and cast off and turn The 2d Cu. does the same First Man leads the 2d Wo. off and turns her First Wo. leads the 2d Man off and turns him, 1st Man cast off at the same Time.

Battle of the Boyan.

Longways for as many as will.




The 1st and 2d Men leads through the two We. and turn in their own Places. The two We. does the same First and 2d Cu. clap Hands, 1st Cu. leads through the 2d Then the 1st Cu. cross over and half figure at Top.

A Trip to the Laundry.

9

Longways for as many as will.

○○○○  
D D D D



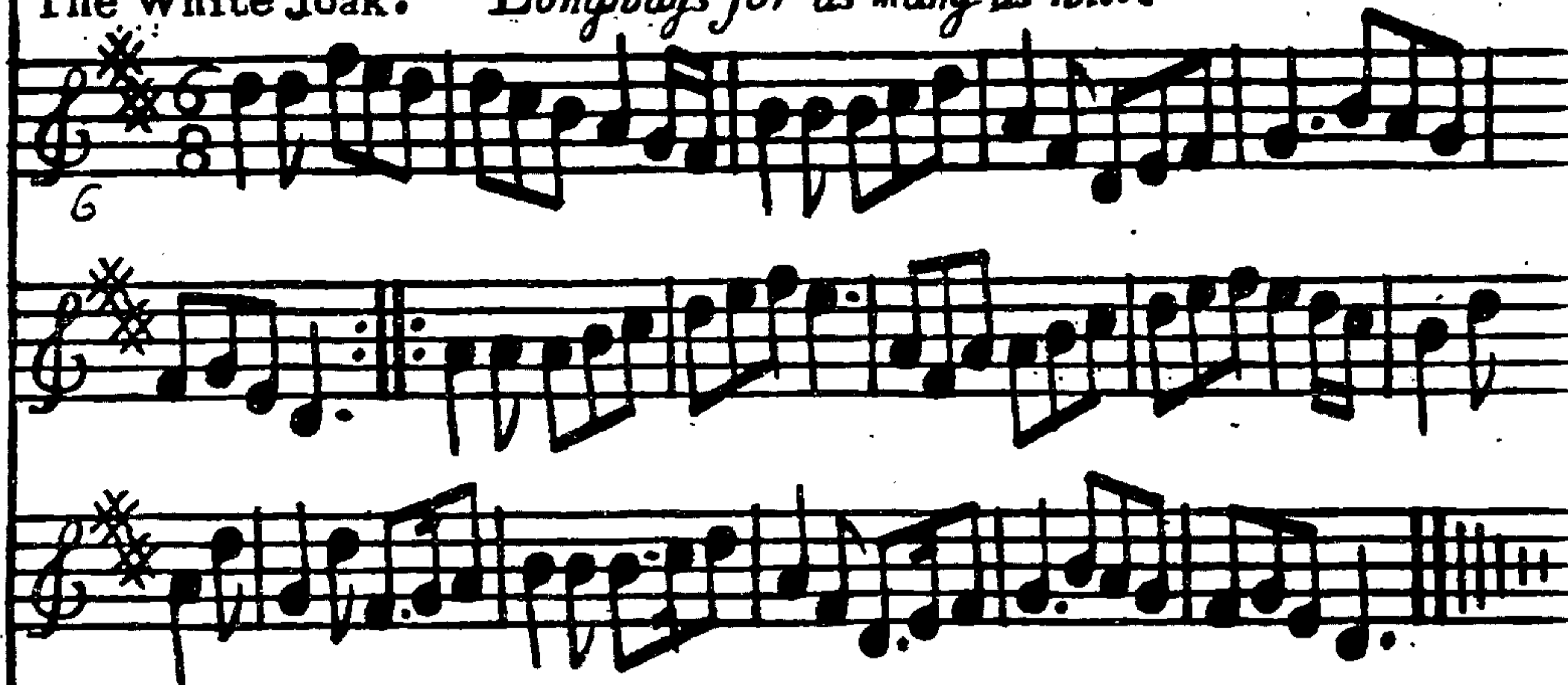
The 1st Man Sets to the 2d Wo. and turns her. First Wo. does the same with the 2d Man. First Cu. crosses over and half figure at Top. First and 2d Cu. Right and Left quite round. The 1st Man turns the 3d Wo. his Partner turns the 2d Man at the same Time, then each other with your left Hands. Then do the same at the other Corner. The 1st Cu. leads through the 2d and 3d Wo. and turn in the 2d Cu. Place. Then lead through the 2d and 3d Men and turn again.

10

The White Joak.

Longways for as many as will.

○○○○<sup>3</sup>  
D D D D



The 1st Man with his Right Hand turns the 2d Wo. First Wo. at the same Time turns the 2d Man with her left Hand, then the 1st Man turns his Partner with his left Hand in the 2d Cu. Place. The 1st Cu. does the same with the 3d. The 1st Cu. crosses up above the 3d, Right and Left quite round with the 2d Cu. The 1st and 3d Cu. Hands down abreast and all foot it, 1st Cu. half figures through the 3d and turn in the 2d Cu. Place.

Running Footman.

11 Longways for as many as will. D D D D

Musical notation for 'Running Footman' consisting of four staves of music in treble clef with a key signature of one sharp (F#) and a 6/8 time signature. The music features various rhythmic patterns and melodic lines.

The 1st Man Heys with the 2d and 3d Wo. his Partner at the same Time Heys with the 2d and 3d Men. Then Hey on your own Sides. First Cu. crosses over below the 2d Cu. and then below the 3d. First Cu. leads up the Middle to the Top, foot it and cast off.

Huzza.

12 Longways for as many as will. D D D D 6

Musical notation for 'Huzza' consisting of four staves of music in treble clef with a key signature of one flat (Bb) and a 6/8 time signature. The music includes various rhythmic patterns and melodic lines.

The 1st Cu. foots it and turns. First Cu. crosses over and half figure at Top. The 1st Man goes round the 3d Man on the right hand side, 1st Wo. does the same at the same Time round the 2d Wo. 1st Cu. turns in the 2d Cu. Place. The 1st Man figures round the 3d Wo. 1st Wo. at the same Time figures round the 2d Man and turn again in the 2d Cu. Place.

**13**  
 A Trip to Marrow-bone. Longways for as many as will.  $\text{D D D D}$

Musical notation for 'A Trip to Marrow-bone' consisting of four staves of music in G major, 2/4 time. The first staff begins with the number '13' written below it. The notation includes various note values, rests, and asterisks marking specific measures.

The 1st Cu. cast off, and leads through the 3d Cu. Then the 1st Cu. cast up, and lead through the 2d Cu. The 1st Cu. cross over and half figure through the 2d, and then dubble figure through the 3d Cu. The 1st Cu. Right and Left quite round with the 2d Cu. and turn in the 2d Cu. Place.

**14**  
 Perro. Longways for as many as will.  $\text{D D D D}$

Musical notation for 'Perro' consisting of three staves of music in G major, 2/4 time. The first staff begins with the number '14' written below it. The notation includes various note values, rests, and asterisks marking specific measures. A trill (tr) is indicated above the final note of the second staff.

The 1st Man figures round the 3d Man, the 1st Wo. at the same Time goes round the 2d Wo. on the inside. The 1st Man goes round the 2d Wo. on the right Hand side, 1st Wo. at the same Time goes round the 3d Man on the right Hand side. The 1st Man leads abreast with the 2d and 3d We. and foots it, 1st Wo. doing the same at the same Time with the 2d and 3d Men, the 1st Man cast down, and the 1st Wo. cast up at the same Time. Then the 1st Man leads abreast with the 3d Cu. and foots it, 1st Wo. does the same at the same Time with the 2d, 1st Cu. turn Hands in the 2d Cu. Place.

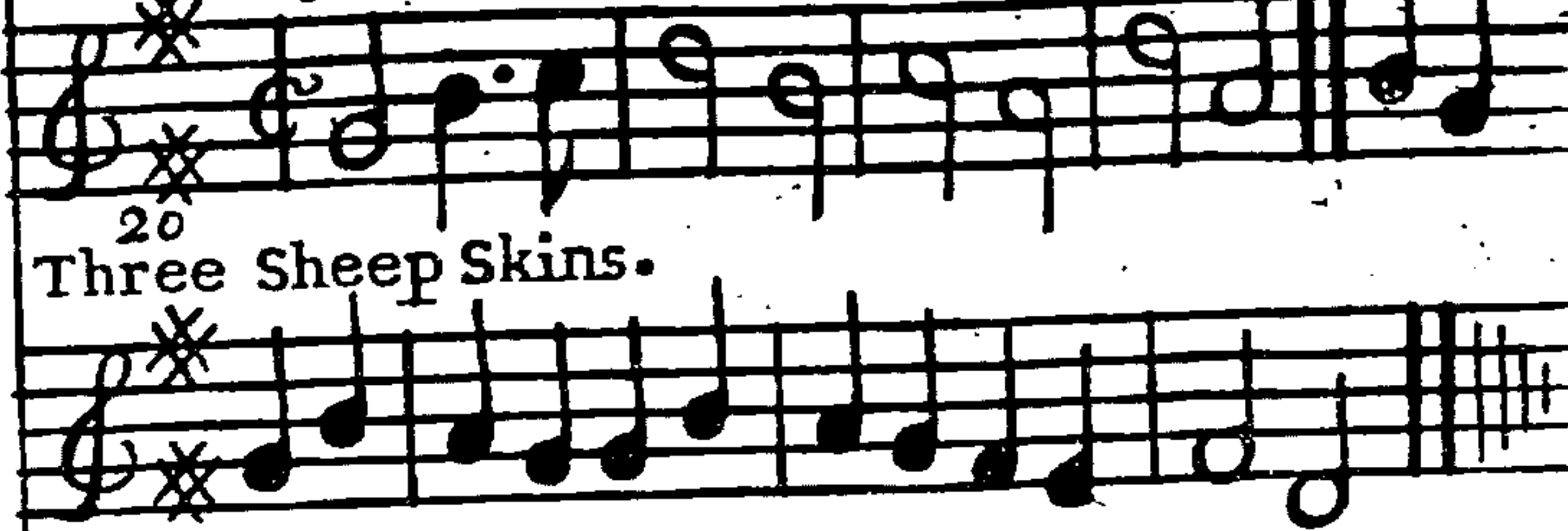
Joan Sanderfon, or the Cushion Dance.



Note. The first Strain twice, the second once, and the last as oft as is requir'd.

This Dance is began by a single Person, (eithe Man or Woman) who taking a Cushion in their Hand, dances about the Room, and at the End of the Tune they stop and sing, *This Dance it will no farther go.* The Musicians answer, *I pray, good Sir, why say you so? Man, Because Joan Sanderfon will not come too.* Music. *She must come too, and she shall come too, and she must come whether she will or no.* Then he lays down the Cushion before a Woman, on which she kneels, and he kisses her, singing, *\*Prinkum prankum is a fine Dance, and shall we go dance it once again once again, and once again, and shall we go dance it once again?* Then making a Stop, the Woman sings as before, *This Dance &c.* Music. *I pray you, Madam, &c.* Woman, *Because John Sanderfon &c* Music. *He must &c.* And so she lays down the Cushion before a Man, who kneeling upon it salutes her, she singing, *Welcome John Sanderfon &c.* Then he taking up the Cushion, they take Hands and dance round, singing as before; and thus they do till the whole Company are taken into the Ring. Then the Cushion is laid before the first Man, the Woman singing, *This Dance &c.* (as before) only instead of *come too,* they sing *go fro;* and instead of *Welcome, John Sanderfon &c.* they sing *Farewell John Sanderfon, farewell, farewell;* and so they go out one by one as they came in. Note, The Woman is kiss'd by all the Men in the Ring at her coming in and going out, and likewise the Man by all the Women. ( *these words comes in at this mark \* Welcome Joan Sanderfon, welcome, welcome; then she rises, takes up the Cushion and both dance, singing &c.* )

Longways for as many as will.



Three Sheep Skins.

The first Couple take Hands and sett twice to the second Man, and then go the Hey 'till they come into their own Places again. The Tune twice over.

The first Couple do the same to the second Woman; then all four Hands a-breast, go the Figure through in the second Couple's Place; the same as before.

and 2d Cu. Right and Left quite round.

17  
 Dutches of Bedford's Delight. Longways for as many as will. D D D D

15

Play this Part once over.

Detailed description: This block contains three staves of musical notation for the dance 'Dutches of Bedford's Delight'. The first staff is in treble clef with a 6/8 time signature and includes a trill (tr) over the final note. The second and third staves are in the same clef and time signature, with the second staff also featuring a trill. The instruction 'Play this Part once over.' is written below the second staff.

The 1st Man turns the 2d Wo. with his Right Hand; First Wo. does the same with the 2d Man; The 1st Cu. crosses over and half figures at Top; The 1st and 2d Cu. Hands across half round with their Right Hands; Back again with their Left; First and 2d Cu. Right and Left quite round.

18  
 My ain kind Deary. Longways for as many as will. D D D D

16

Play this Part once over.

Detailed description: This block contains three staves of musical notation for the dance 'My ain kind Deary'. The first staff is in treble clef with a common time signature and includes an asterisk (\*) at the beginning. The second and third staves are in the same clef and time signature, with the second staff featuring a trill (tr) over the final note. The instruction 'Play this Part once over.' is written below the second staff.

The 1st Cu. foots it and cast off; First Cu. foots it in the 2d Cu. Place and lead through the 3d Cu.; First Man foots it with the 3d Wo. and turns her, his Partner doing same at the same Time with the 2d Man; The 1st Cu. does the same at the other Corners; First and 2d Cu. Hands across quite round with their Right Hands and foot it; Then do the same back again with your Left Hands; First Cu. foots it and turns; First and 2d Cu. Right and Left quite round.



## Sage Leaf.

19  
Round for as many as will.



21

Musical notation for 'Sage Leaf' consisting of four staves. The first staff is in 6/4 time and contains the main melody. The second and third staves provide accompaniment. The fourth staff shows the end of the piece with a double bar line and repeat signs.

Take all Hands and go round, back again; All the Men go in and meet in the Middle, and back again; then the We. do as much; then the first Cu. lead into the Middle, and back again; then give your right Hand to your Wo. and turn her round; the next Cu. do the same, and so to the last, the Musick playing the same Strain 'till they have led in. Then every Man gives his right Hand to his own Wo. and turns her once and a Half, and then goes on to the next, and so 'till he comes to his own. So do all again, but leave out the first Strain, 'till every Couple has begun to lead in.

## Cobler's Jigg.

20  
Longways for as many as will.



22

Musical notation for 'Cobler's Jigg' consisting of three staves. The first staff is in 3/4 time and contains the main melody. The second and third staves provide accompaniment. The piece ends with a double bar line and repeat signs.

Honour to the Prefence, then to your own; lead up forward and back, that again.

The 1st Man Sides with his own Wo. then on the other Side of his own Wo. then change Places with your own Wo. and act the Cobler, then change Places with your own Wo. again, then cross over with your own Wo. and act the Cobler again, and then turn half round; then the 1st Man do the same to the 2d Wo. and the 1st Wo. to the 2d Man. Do this 'till you come to your own Places again.

## Luxenburgh.

21

Longways for as many as will.



The 1st Man cast off and turns the Wo. and casts up again into his own Place. First Wo. does the same with the 3d Man. The 1st Man turns his Partner with his Right Hand half round, and back again with his Left, then both cast off and lead through the 3d Cu. and cast up to the Top. First Cu. cross over and half figure at Top, 1st and 2d Cu. Right and Left quite round.

22

## Bath Medley.

Longways for as many as will.



The 1st Man cast down, and the 2d Wo. cast up at the same Time, and then cast back again into your own Places. First Wo. and 2d Man does the same. The 1st Man change Places with the 2d Wo. 1st Wo. does the same with the 2d Man, all four go round to your own Places. First and 2d Men Sets to their Partners Right and Left half round.

23 Under the Greenwood Tree. Longways for as many as will. D D D D

Musical notation for 'Under the Greenwood Tree'. It consists of three staves of music in 6/8 time. The first staff has a treble clef and a key signature of one sharp (F#). The second and third staves have a bass clef and a key signature of one sharp (F#). The music is written in a simple, folk style with many eighth and sixteenth notes. There are two measures marked with '1' and '2' above them. The number '23' is written below the first staff.

Honour to the Prefence, then to your We. Lead up all forward and back, that again.

The 1st Man Sides with his own Wo. then with the co. and back again, the 1st Man and Wo. go round each other and Back to Back, then take your own Wo. by the right Hand and turn her once round, then by the left Hand and turn her again, and so on to the next Wo. while your own Wo. takes the next Man, and so turn round till you come to your own Places again.

24 Jenny come tye my Cravat. Longways for as many as will. D D D D 12

Musical notation for 'Jenny come tye my Cravat'. It consists of two staves of music in 6/8 time. Both staves have a treble clef and a key signature of one sharp (F#). The music is written in a simple, folk style with many eighth and sixteenth notes. The number '24' is written below the first staff, and '12' is written below the second staff.

The 1st Man turn the 2d Wo. and the 1st Wo. turn the 2d Man, then cross over below the 2d Cu. then below the 3d Cu. and lead thro' both Cu. and cast off.

Then We. fall back, and the Men follow them, and turn S. then Men fall back, and the We. follow them and turn S.

Clap Hands, side, then all four turn S. then clap Hands with your own Partner, and so cast off.

Hunt the Squirrel. <sup>25</sup> Longways for as many as will. ○○○○  
D D D D




Note, Each Strain must be play'd twice over, to each Part of the Dance.

First Man hey on the We. Side, and the 1st Wo. on the Men's Side at the same Time. Then 1st Man hey on the Men's Side, and the Wo. on the We. Side, till they come into their own Places. First Cu. cross over and turn. Second Cu. do the same.

First Man go the Figure of 8 on the Men's Side, his Partner follows him at the same Time, then she slips into her own Place. First Wo. cast off on the Outside of the 3d. Wo. and half Figure with 3d and 2d. We. her Partner follows her at the same Time, then the Man slips into his own Place. First Cu. being at the Top, the 1st Man change over with the 2d. Wo. and the 1st Wo. with the 2d Man, then all four Hands half round, 1st Cu. being at Top, cast off. Right and left quite round, and turn your Partner.

Happy Clown. <sup>26</sup> Longways for as many as will. ○○○○ 13  
D D D D



First Cu. cross over, and turn Hands with the 2d Cu. Cast up into your own Place, all four Back to Back with your own. All four set, turn single, give three Jumps (with the Time of the Tune) and turn single. Then cast off, and figure into the 2d Cu. Place.

The merry Milk-maids. 27 Longways for eight. D D D D

31

Musical notation for 'The merry Milk-maids' consisting of five staves of music in treble clef, 6/8 time signature. The notation includes various note values, rests, and phrasing slurs.

Lead up all a D. forward and back, Sett and turn S ♪ That again ♪  
 First and third Cu. meet your own, slip between the other, take  
 Hands across and go round each four ♪ The other four as much ♪

---

Sides all, sett and turn S ♪ That again ♪  
 First Man cast off, go to the lower End and stay, the rest follow-  
 ing, the We. as much, sett and turn S ♪ All that back again ♪

---

Arms all, Sett and turn S ♪ That again ♪  
 Men back, and go the S. Hey ♪ We. as much ♪

Buff-Coat. 28 Longways for as many as will. D D D D

32

Musical notation for 'Buff-Coat' consisting of three staves of music in treble clef, 6/8 time signature. The notation includes various note values, rests, and phrasing slurs.

Lead up all, back again ♪ That again, fall back, sett every Man  
 to his own Wo.

---

The first Cu. cast off into the 2d Cu. Place, back again ♪ Cross over  
 with your own Wo. into the 2d Place, and give one Clap with your  
 Hands, and turn your own Wo. round ♪ Do this to the last.

---

The first Man cast off, his Wo. following him; then he takes the  
 other Wo. by the left Hand and leads her between his Wo. and the  
 other Man, going round them into the same Place; then he takes  
 his own Wo. and leads her up the Middle, and both cast off into the  
 2d Cu. Place, and turn her about ♪ Do this to the last.

---

The first Man puts his Wo. back into the 2d Place, and back again ♪

Madge on a Tree.

29  
Round for eight.



27

The first page of musical notation for 'Madge on a Tree'. It consists of three staves of music in a treble clef with a key signature of one flat (B-flat). The first two staves contain the main melody, and the third staff contains a bass line with several asterisks above it, likely indicating specific dance steps. The number '27' is written below the first staff.

Hands and meet a D. back again, sett and turn single ♪ That again ♪ Men meet in the Midst, turn Back to Back, come to your Places, and turn to the co. We. ♪ We. meet, turn Back to Back, come to your Places, and turn to your own ♪ ♪

Sides all, sett and turn S ♪ That again ♪ Men go towards the left Hand before the co. We. and behind the next We. Meet and turn S ♪ That again to your Places ♪ ♪ Then the We. as much ♪ ♪

Arms all, sett and turn S ♪ That again ♪ Turn all the co. We. turn all the next We. ♪ Turn all the next, turn all your own ♪ ♪

The Galloping Nag.

30  
Longways for six.

14  
DDD

28

The first page of musical notation for 'The Galloping Nag'. It consists of three staves of music in a treble clef with a key signature of one flat (B-flat). The first two staves contain the main melody, and the third staff contains a bass line with several asterisks above it. The number '28' is written below the first staff.


Lead up a D. forward and back ♪ That again ♪  
First Cu. take both Hands, and the 4th flip up and stand, the 2d Cu. as much, the 3d Cu. flip, turn all S ♪ Last Cu. flip down, y 2d as much, the 1st as much, turn all S ♪

Sides all ♪ That again ♪  
First Man and last Wo. change Places, first Wo. and last Man change, the 2d Man change with his own ♪ All this back again ♪

Arms all ♪ That again ♪ Men the S. Hey ♪ We. as much ♪

33  
Fie, nay, prithee John.


31  
Longways for as many as will.



The 1st two Cu. fall back, and pass thro' into each other's Places, facing to the Wall, and Hands behind half a Turn, the 2d Cu. being a-top, to the first Strain once. The 2d Cu. cross over the 1st Cu. above and below, and come to the Top, and turn his own Partner quite round with both Hands, to the second Strain once. Then all four clap Hands, the 2d Cu. cast off into their own Places, and clap Hands again, then 1st Cu. cast off into the 2d Cu. Place, to the third Strain once.

The Cuckow.

32  
Longways for as many as will.



Note: The first Strain is to be play'd twice, and the last but once and from the Repeat.

The 1st Man go Back to Back with the 2d Wo. then turn right Hands with her; the 1st Wo. and 2d Man do the same. The 1st Cu. take both Hands and go half round, and back again; then cross over and half Figure, then all four quite round.

Puddings and Pies.

Longways for as many as will.

33

○○○○  
DDDD



Joan's Placket.

Longways for as many as will.

34

○○○○○ 15  
DDDD




The 1st Cu. cross over below the 2d Cu. and Back to Back ♪  
Then cross over again below the 3d Cu. and Back to Back ♪ The  
1st Man being in the 3d Man's Place, turns the 3d Wo. with his  
right Hand; The 1st Wo. being in the 3d Wo. Place, turns the  
2d Man (being in the 1st Man's Place) with her right Hand,  
and her Partner with her left Hand in the 2d Cu. Place; the  
1st Man being in the 2d Man's Place, turns the 2d Wo. (being  
in the 1st Wo. Place) with his right Hand, and his Partner  
with his left Hand, in the 2d Cu. Place.

The first Couple Sides on one Side ♪ The same on the other  
Side ♪ Then dance to one another and turn ♪ Then dance to  
one another the second Time and turn ♪ The Man goes down  
on the Woman's Side, and the Woman on the Man's Side, the  
rest do the same.



Bobbing Joe.

35  
Longways for as many as will.



Lead up forward and back ♪ That again ♪ Sett and turn S ♪ That a-  
gain ♪

First Couple flip down between the second, they flipping up ♪  
Then they flip down ♪ Hands and go round ♪  
First two Men snap their Fingers and change Places ♪ Your We.  
as much ♪ Do these two Changes to the last, the rest following.


Sides all ♪ That again ♪ Sett and turn S ♪ That again ♪

First two on each Side Hands and go back, meet again ♪ Cast  
off and come to your Places ♪  
First four change Places with your own ♪ Hands and go half  
round ♪ These Changes to the last.

Arms all ♪ That again ♪ Sett and turn S ♪ That again ♪

Men back a Double, meet again ♪ We. as much ♪  
First Cu. change with the 2d on the same Side ♪ Then change  
with your own ♪ These Changes to the last.


36  
Green Sleeves and Pudding Pyes. Longways for as many as will.



First Cu. change Places and side with the 2d Cu. and turn each o-  
ther, then the 2d Cu. side and turn again into their Places, then  
each Cu. cross over and change Places, and go the Figure of 8;  
then 1st Man fall back and turn his own, the rest doing y<sup>e</sup> same:  
This to the first Strain of the Tune.


First Man sett to the 2d Wo. and go Back to Back, the 2d Man  
sett to the 1st Wo. and go Back to Back, then all four hands and  
go half round and fall back; then cross over with your own, while  
the 2d Cu. flip up and take hands and turn down between the 1st  
Cu. and so lead down between the 3d Cu. and cast up, and turn  
your own; the other Cu. do the same: This to the second Strain.

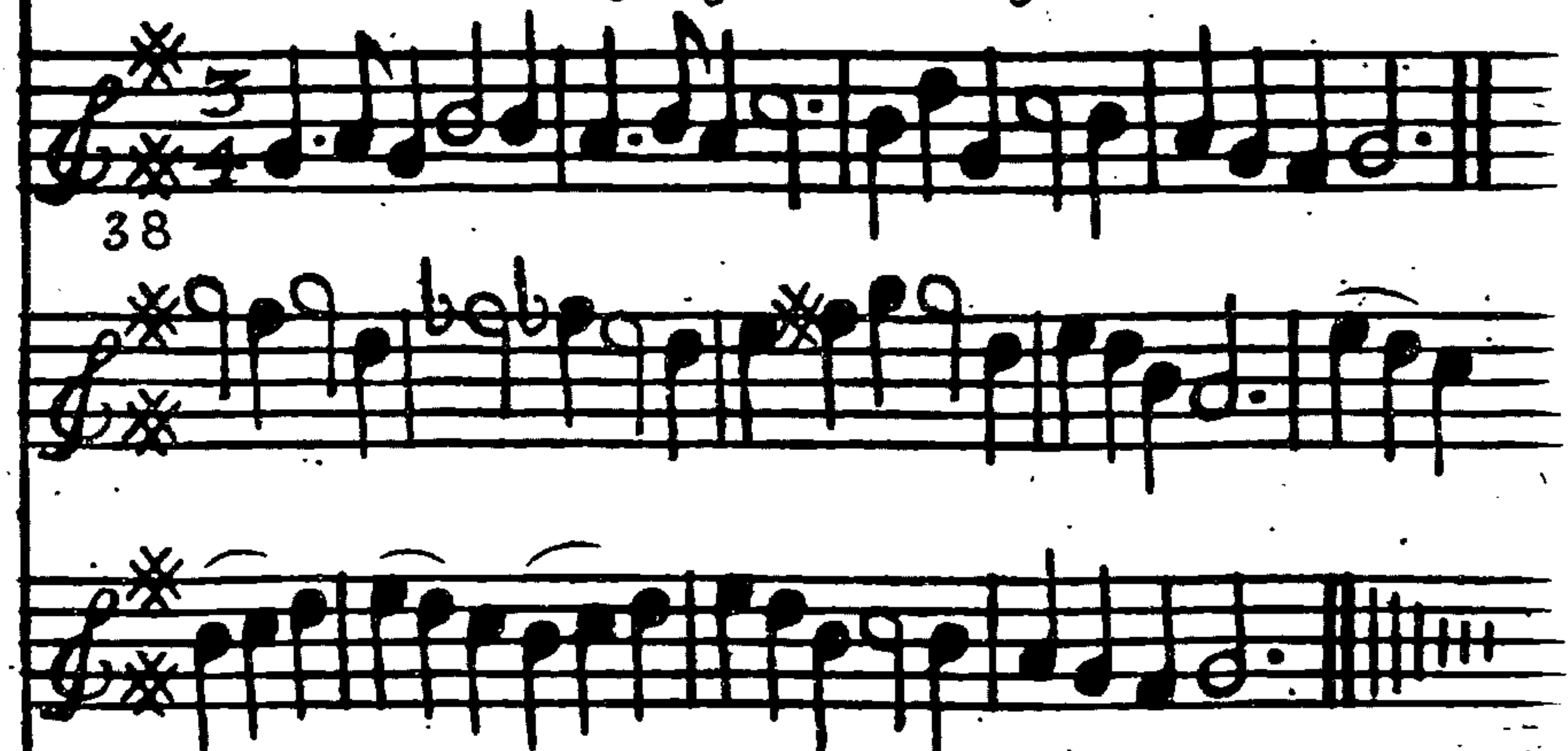
'Twas within a Furlong  
of Edinburgh Town.

37  
Longways for as many as will. 



The first Man go between the two We. and lead them to the Wall, then give a Nod to the right Hand, and then to the left, and fall back, then hold Hands and turn round, the Man into his Place, and the We. into theirs; then the 1st Wo. do the same to the two Men: The 1st Man lead his Wo. down the Middle, then cast up and give a Peep, then cast off back again, then cross thro' the 2d Cu. and meet your Partner improper; the 2d Cu. lead down, then cast up and give a Peep, and then cast off back again; then all Hands half round, and then turn their Partners half round.

38  
Lilli Burlero. Longways for as many as will. 



The 1st Man lead his Partner down thro' the 2d Cu. and cast up to his own Place, and then the 2d Cu. lead up thro' the 1st Cu. and cast off into their own Places then 1st Man cross over with the 2d Wo. and the 1st Wo. with the 2d Man, then fall back and meet and turn S. then cross over, and the Men Back to Back, the We. at the same time doing the like; then the two Men right and left, the We. at the same Time doing the like, till the 1st Cu. comes into the 2d Cu. Place.

Aurelia and Gallitea.

39 Longways for as many as will.



Musical notation for 'Aurelia and Gallitea' consisting of five staves of music in 3/2 time, featuring various rhythmic patterns and ornaments.

First Cu. set and cast off, and turn his Partner, 2d Cu. do the same; 1st Cu. cross over twice, lead to the Top, and cast off; the Man figure on the Wo. Side, and y Wo. on the Man's, then cast up, and Back to Back with his Partner; the 2d Cu. lead thro' the 1st Cu. and cast off and turn his Partner; the 1st Man cast off and turn the 2d Wo. and the 1st Wo. cast off and turn the 2d Man, then they are in the 2d Cu. Place.

Highland Laddy.

40 Longways for as many as will.



Musical notation for 'Highland Laddy' consisting of four staves of music in 3/2 time, featuring various rhythmic patterns and ornaments.

Each Strain twice.

The 1st Man set to the 2d Wo. foot it and turn; The 1st Wo. and 2d Man do the same; The 1st Couple cross over below the 3d Couple; then Slip up the Middle to the Top. Foot it and cast off.

I often for my Jemmy strove. Longways for as many as will. D D D D

The first Man crosses over with his Partner into the 2d Cu. Place, and all four lead up Hands abreast, then fall back, and all four turn S. then cross over below the 3d Cu. and all four lead up Hands abreast, then the 1st Cu. cast up into the 2d Cu. Place, and turn S. then go the Figure above thro' the 1st Cu. and turn your Partner, then figure thro' the 3d Cu. and cast up into the 2d Cu. Place, and turn your Partner.

Draper's Gardens. Longways for as many as will. D D D D 20

Note, Each Strain is to be play'd twice over.

The 1st Man and 2d Wo. sett and turn single, then Back to Back and turn. The other two do the same. Then the 1st and 2d Wo. change Places, the other two do the same; then Hands half round, and right and left half round, and lead thro' the Bottom, then thro' the Top, and cast off and turn.

43

D D D D

Lumps of Pudding.

Longways for as many as will.

45

Musical notation for 'Lumps of Pudding' consisting of five staves of music in 6/8 time, featuring various rhythmic patterns and melodic lines.

The 1st Cu. lead through the 2d Cu. and turn single, to the first Strain once. The 2d Cu. do the same, to the first Strain twice. The 1st Cu. go the whole Figure of Eight, to the second Strain once. The 2d Cu. do the same, to the second Strain twice. All four clap Hands with your Partners, to the third Strain once. Then clap Sides lead through, and cast off, to the third Strain twice.

44

D D D D

Princess Amelia. Longways for as many as will.

46

Musical notation for 'Princess Amelia' consisting of four staves of music in 6/8 time, featuring various rhythmic patterns and melodic lines.


Each Strain twice.

The 1st Couple set, cast off and turn. The 2d Couple do the same. 1st and 2d Couple Hand across half round, the same back again. then the 1st Couple cross over and Figure.


Irish Ground.

45

Longways for as many as will.



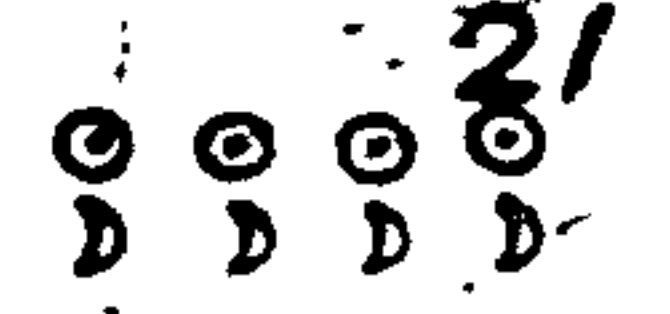
41



First all four Hands half round and turn single, then quite round and turn single, to the Bass play'd twice. The 1st Cu. lead between the 3d Cu. and up again, and cast off, then sett and cast up, and cross over below the 3d Cu. and lead up the Middle, then cast off and turn your Partner.

46

Moll Peatly the new Way. Longways for as many as will.



42



The 1st Man begins on the We. Side, the 1st Cu. Sides to the 2d Cu. of one Side, then on the other Side; then hit your right Elbows together, and then your Left, and turn your left Hands behind, and your right Hands before, and turn twice round; then your left Elbows together and turn as before, and so to the next.

Dusty Miller.

47 Longways for as many as will.



47

Musical notation for 'Dusty Miller' consisting of three staves of music in 3/2 time, marked with a treble clef and a key signature of one sharp (F#). The first staff begins with a 3/2 time signature and a star symbol. The music consists of eighth and sixteenth notes.

Each Strain twice.

The 1st Cu. lead thro' the 2d Cu. and on the Outside below the 3d Cu. and turn  $\curvearrowright$  then the 1st Cu. lead thro' the 3d Cu. and on the Outside of the 2d Cu. to the Top and turn  $\curvearrowright$  the 1st Man turn the 3d Wo. as at the same time does his Partner the 2d Man, then meet and turn  $\curvearrowright$  do the same at the other Corners  $\curvearrowright$  The 1st Man Foot it with the 3d Wo. as at the same time doth his Partner with the 2d Man, and turn  $\curvearrowright$  do the same at the other Corners  $\curvearrowright$  then the Man Heys on the Wo's side, as at the same time doth his Partner on the Man's side till they come into the 2d Cu. Place, and turn  $\curvearrowright$

Butter'd Pease,

48 Longways for as many as will.



48

Musical notation for 'Butter'd Pease' consisting of three staves of music in 3/2 time, marked with a treble clef and a key signature of one sharp (F#). The first staff begins with a 3/2 time signature and a star symbol. The music consists of eighth and sixteenth notes.

Each Strain twice.

The 1st Man and Wo. set Foot it and turn  $\curvearrowright$  The 1st Man does the same with the 2d Woman, as at the same time doth his Partner with the 2d Man  $\curvearrowright$  The 1st Couple cross over below the 3d Couple  $\curvearrowright$  Then flip up the Middle to the Top, Foot it and cast off.

Ratcliff Cross.

(49)

Longways for as many as will.

⊙ ⊙ ⊙ ⊙  
D D D D

Note: Each Strain twice.

First Man turns the 2d Wo. with his Right-hand, and his Partner with his Left. First Wo. turns the 2d Man with her Right-hand, and her Partner with her Left. First Cu. cross over and half Figure at top with the 2d Cu. Then whole Figure at bottom with the 3d Cu. First Man turns the 3d Wo. and his Partner the 2d Man, then they turn one another. The 1st Wo. turns the 3d Man with her Right-hand, and her Partner turns the 2d Wo. and then turns his Partner. Then 1st Man crosses over on the outSide of y<sup>e</sup> 3d Wo. and the 1st Wo. cross over on the outSide of the 2d Man, and both cast quite round into y<sup>e</sup> 2d Cu. Place. Then the 1st Man cross on the out Side of the 2d Wo. and the 1st Wo. cross over on y<sup>e</sup> outSide y<sup>e</sup> 3d Man, and then both cast quite round into the 2d Cu. Place, & turns his Part.

The Intreague.

50


Longways for as many as will. ⊙ ⊙ ⊙ ⊙<sup>25</sup>  
D D D D

Cast off one Cu. and Hands round with the same Cu. cast another Cu. and Hands round with them, then cross up two Cu. to the Top, and lead thro' one Cu. and cast up, and clap Hands, and cast off.



Whitehall.

51 Longways for as many as will.




Honour to the Presence, Lead up forward and back. That again. Cast off, 1st Man and Wo. lead up, 2d Cu. in their Places, then cast off 2d Cu. into your Places, then Men take Hands and likewise We. and fall back, then the 1st Cu. cast off, and 2d Cu. lead up as before, then cross over Men and We. into each other's Places, then Men and We. go Back to Back, then Men and also We. go right Hands a whole Turn, and left Hands a Turn with your own. Which is the first Part.

The 1st Cu. lead down and walk round the 2d Cu. into their own Places, then cross right over and stand in the 2d Cu. Place, the 2d Cu. moving up a little, then the 2d Cu. go the Figure of 8, then both Men take their own We. by both Hands, the 1st Man put his Wo. back, and the 2d Man pull his Wo. to him, till both Men and We. fall into their own Places, then Men and We. fall back, then the 1st Wo. cross over to y<sup>e</sup> 2d Man, then presently the 1st Man go behind the 1st Wo. and turn the 2d Wo. turning both together, sett to your own, then right Hands round, and so to the rest.

52

Bore la Bafs. Longways for as many as will.



Honour to the Presence, then to your own. Lead up forward and back, that again.

First Cu. cast off into the 2d Cu. Place, and then cross over and go into the 3d Cu. Place, then go the Figure of 8 with the 3d Cu. and then with the 2d Cu. then the 1st Cu. being in the 2d Cu. Place, take Hands and lead up all abreast to the Presence; then the 1st Cu. being in the Middle, change Places and cast off into the 2d Cu. Place. Do this to the last.

53

Queen Carolina.

Longways for as many as will.



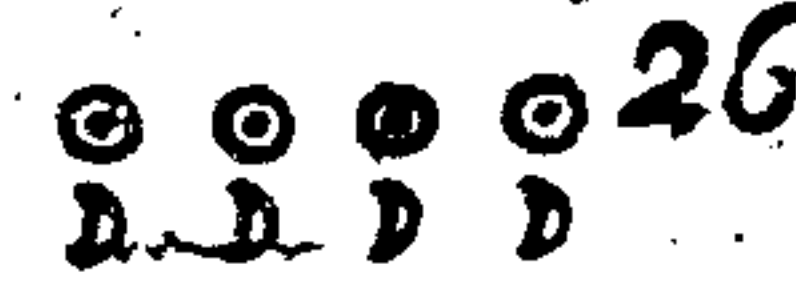
The first Strain twice, and the last but once. to be done with the Minuet Step.

The 1st Cu. cast off behind the 2d Cu. and cross over into the 3d Cu. Places. Then cast up again and cross over the 2d Cu. into your own Places. The 1st Wo. cast off and go quite round the 2d Cu. into your own Place, the 1st Man follow her, then he casts off, she following him, and lead through the 2d Cu. Place.

54

Princess Royal.

Longways for as many as will.



26

Each Strain twice.

First figure single, and right Hands and left, then figure single with the next Cu. and right Hands and left, then cast up 1st Cu. and change the Man into the Wo. Place, then cast up at Top, and change again. Then you will be in your own Places, then right Hand and left 'till you come below, then lead thro' the 1st Cu. then you'll come right.

Hap-hazard.

Longways for as many as will.



Musical notation for 'Hap-hazard' consisting of four staves. The first staff begins with a treble clef, a key signature of one sharp (F#), and a common time signature (C). The melody is written in a single line. The second and third staves contain accompaniment for a second instrument, also in a single line. The fourth staff shows a repeat sign with first and second endings, marked with '1' and '2' above the notes. A '5:' time signature appears above the first ending.

First Cu. cross over and go into the 2d Cu. Place, and 2d Cu. cross over and go into the 1st Cu. Place, the 1st Man cross over into the 2d Wo. place, and 1st Wo. into the 2d Man's place; then all four take hands and go round till they come into their own places again, the rest following and doing the same: This to the Tune twice over.

The 1st Cu. cast off into the 2d Cu. place, and the 2d Cu. into the 1st Cu. place, and Back to Back with their own; then right and left hands with your own, and go round till you come into your places the rest doing the same: This to the Tune twice over.

O Mother Roger.

Longways for as many as will.



Musical notation for 'O Mother Roger' consisting of four staves. The first staff begins with a treble clef, a key signature of one sharp (F#), and a common time signature (C). The melody is written in a single line. The second and third staves contain accompaniment for a second instrument, also in a single line. The fourth staff shows a repeat sign with first and second endings, marked with '1' and '2' above the notes. A '32' time signature appears above the first ending.

The two Men take Hands and lead thro' between the two We. and come into their own Places and turn, the two We. doing the same; then the 1st Cu. clap Hands, and then clap Sides, the We. clapping Hands at the same Time; then cast off, and go the Figure through, till they come into the 2d Cu. Place.

57

Black Joak.

Longways for as many as will. D D D D

Musical notation for 'Black Joak' consisting of four staves. The first staff is marked with a 6/4 time signature and a 53 measure indicator. Each staff begins with a treble clef, a key signature of one sharp (F#), and a common time signature. The notation includes various note values, rests, and repeat signs.

Each Strain twice.

Hands round, all four quite round, Hands round, all four back again, clap Hands with your Partner, then clap Sides and right and left half round, then lead down and lead up, clap Hands with your Partner, and right and left quite round at Top.

58

The Rape.

Longways for as many as will. D D D D 27

Musical notation for 'The Rape' consisting of four staves. The first staff is marked with a 6/4 time signature and a 54 measure indicator. Each staff begins with a treble clef, a key signature of one flat (Bb), and a common time signature. The notation includes various note values, rests, and repeat signs.

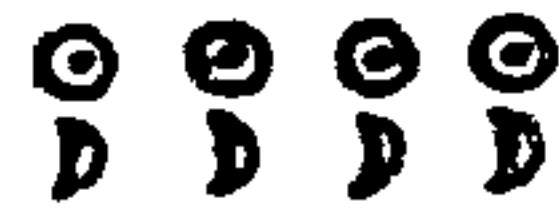
Each Strain twice.

First Cu. clap Hands, cast off, and lead thro' the 3d Cu. cast up in the 2d Cu. Place, the 2d Cu. do the same, 1st Man change Places with the 2d Wo. the Wo. do the same, clap round 'till they come in their Places, then right and left, then Hand with the 2d and 3d Cu. till done.

Newmarket.

59

Longways for as many as will.



Honour to the Prefence, lead up all forward and back  
 That again First Man and Wo. change Places, then 1st  
 and 2d Cu. lead and meet each other, then the 1st Man  
 take the 2d Wo. and the 2d Man take the 1st Wo. and lead  
 to the Wall, meet again, then fall back from each other,  
 then round in a Ring just half Way, then right Hands  
 with your own, and left to the other Wo. go right Hand  
 and left twice over, so to the Bottom

60


Newmarket. (Second Part.) Longways for as many as will.



First Cu. change Places, then the 1st Man take the 2d  
 Wo. by both Hands, and 2d Man the 1st Wo. and turn  
 them till one Cu. comes up the Room, and the other  
 quite down; then fall back, meet altogether, then fall  
 back and clap, then all four once round in a Ring, and  
 so to the Bottom.

Hunston House.

A Figure Dance for eight, thus,



67

First and 3d Cu. meet, and taking the co. Wo. fall back into the 2d and 4th Place, whilst the 2d and 4th fall back each from their own, and meet the co. Wo. in the 1st and 3d Place. As much again.

First and 3d Cu. meet and turn S. Men cross over, then We. cross over. The other four doing as much. Then all this back again to your Places.

This as before.

First and 3d Cu. meet, turning Back to Back, and Hands inward, and go half round. The other four as much. All this, again, to your Places.

This as before.

Meet and honour to your own, right Hand to the co. and left to your own. The other four as much. All this again, honouring to the co. Wo.

New Year's Eve.

Longways for as many as will.


Tune the Bass String to a 4th.

Note, Each Strain is to be play'd twice over.

First Man take the second Woman by the right Hand, and lead between the second Man and first Woman; cast off into their Places, and turn; the first Couple run the Figure between the second, turn your own, first Man standing in his own Place; first Man and second Woman cross and go round. The first Man round his Woman into his own Place, and second Woman round her Man into her Place; Hands half round; the second Couple cast off; first Man cross over with the second Woman, the second Man cross over with the first Woman then turn your own.

Nobody's Jigg.


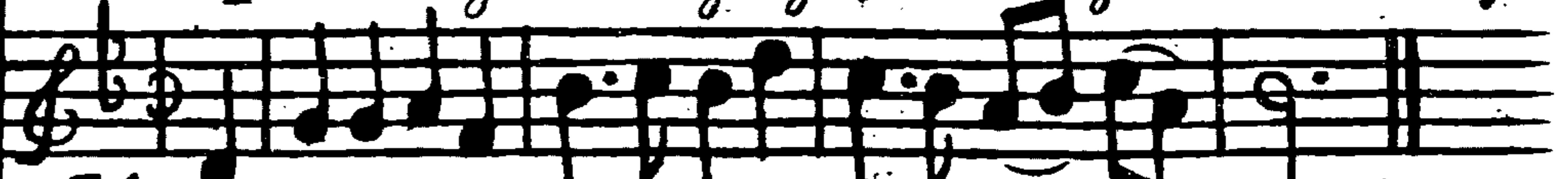
63 Longways for as many as will.



Honour to the Prefence, then to your We. lead up all forward and back, that again. Then the two 1st Cu. fall back, and all four meet and turn Hands backward half round, fall back again, meet and turn as before. The 1st Cu. cross over and meet below y 2d. Cu. while the 2d Cu. leads up in the Middle, then the 1st Cu cross over and meet above in their own Places, while the 2d Cu. leads down into theirs; then the 1st Cu. lead down below the 2d Cu. while the 2d Cu. cast up into the 1st Cu. Place. The 2d Cu. being now foremost, they cross over and meet below the 1st Cu. while the 1st Cu. leads up, the 2d Cu. cross over and meet above while the 1st Cu. leads down, then each Cu. sett to one another.

Parson upon Dorothy.

64 Longways for as many as will.





Honour to the Prefence, then to your own. Lead up forward and back, that again.

The 1st Man Sides with his own Wo. then on the Outside, 1st Cu. turn S. half round and back again, turn half round as before, and back again; then take your own Wo. by the right Hand and turn her once round, then by the left Hand and turn her once round again; then the 1st Man goes to the 2d Wo. and the 1st Wo. to the 2d. Man, and so go on 'till you come to your own Places again. Do this to the left.

Spanish Gypsie.

65 Longways for eight.



Lead up forward and back ♪ That again ♪ Turn all Back to Back, Faces again, go all about your We. not turning your Faces, that again the other Way ♪ First and last Cu. meet a Double, back again, turn all Back to Back, Faces again, go about each other not turning your Faces, the other Way as much ♪ The other four as much ♪

Sides all ♪ That again ♪ Turn Back to Back, Faces again, go about your own as before ♪ First and last Cu. meet and go back; turn Back to Back, Faces again; take Hands and go round, back again ♪ Then the other four as much ♪

Arms all ♪ That again ♪ Turn Back to Back, Faces again, go about your own as before ♪ First and last Cu. meet, back again; turn Back to Back, Faces again; right Hands across and go round, then left round ♪ The other four as much ♪

The Dumps.

66 Longways for as many as will.



The Men put their Hats over their Eyes, and all lead up four Steps forward, nod, and four Steps back again, that over again ♪ The first Couple cross over below the second, and then below the third, and so on to the Bottom, the rest do the like to the Bottom. The second Strain play'd as many Times as there are Couples.



From Aberdeen. <sup>67</sup> Longways for as many as will. D D D D

Musical notation for 'From Aberdeen' consisting of three staves. Each staff has a treble clef and a key signature of one sharp (F#). The first staff begins with a double bar line and a star symbol. The second staff begins with the number '75' and a star symbol. The third staff ends with a double bar line and a star symbol.

The 1st Man cast off below the 2d Man, and take Hands and fall down between the 3d Cu. the Wo. follows her Partner, and flips between the 2d Cu.  $\ddagger$

The 1st Man being between the 3d Cu. all three take Hands and go quite round, the 1st Wo. being between the 2d Cu. does the same at the same Time; the 1st Man being between the 3d Cu. Hands quite round, the We. do the same at the same Time, till he come in the Middle and meets his Partner between the 2d and 3d Cu. and turn her; the 1st Man does the same between the 2d Cu. as before.

Sweet Kate. <sup>68</sup> Longways for as many as will. D D D D

Musical notation for 'Sweet Kate' consisting of three staves. Each staff has a treble clef and a key signature of one sharp (F#). The first staff begins with a double bar line and a star symbol. The second staff begins with the number '76' and a star symbol. The third staff ends with a double bar line and a star symbol.

Lead up all a D. forward and back  $\ddagger$  That again  $\ddagger$   
 Sett your right Foot to your Wo's, then your left, clap your Wo. on her right Hand, then on the left, wind your Hands and hold up your Finger, wind your Hands again and hold up another Finger of the other Hand, then turn S  $\ddagger$   
 All this again  $\ddagger$

---

Sides all  $\ddagger$  That again  $\ddagger$  As before  $\ddagger$

---

Arms all  $\ddagger$  That again  $\ddagger$  As before  $\ddagger$

71

Musical notation for 'Old Simon the King' consisting of five staves of music in treble clef, 9/4 time signature. The notation includes various note values, rests, and bar lines.

Honour to the Prefence, then to your We. Lead up forward and back, that again.


First Man being on his We. Side, lead the 2d Wo. sideway, then the 1st Wo. with the 2d Man lead to the other Side at the same Time, then all face, then 1st Cu. cast off, and 2d Cu. fall into the first Cu. Place


Place; then 1st Cu. lead downward, and 2d Cu. lead to the Pre-  
 sence at the same Time; then 1st Cu. fall into their own Places,  
 and 2d Cu. cast off to their own Places at the same Time; then  
 1st Man Back to Back with the 2d Wo. and 1st Wo. and 2d. Man  
 Back to Back at the same Time; then 1st Man give right Hand to  
 the 2d Wo. and Left to his own; then 1st Wo. give right Hand  
 to the 2d. Man, and Left to her own, then the Hey thro' the 2d Cu.  
 which brings him on his Wo. Side again.

72

Musical notation for 'Of noble Race was Shinkin' consisting of two staves of music in treble clef, 9/4 time signature. The notation includes various note values, rests, and bar lines, with some notes marked with an asterisk.

The 1st Man sett to the 2d Wo. and fall back and turn S. Then  
 1st Wo. sett to the 2d Man, and fall back and turn S. the 1st Man  
 change Places with the 2d. Wo. then 1st Wo. change Places with  
 the 2d Man, then all four meet and turn S. then the 1st Cu. being  
 in the 2d Cu. Place, lead thro' and cast off.

The Jovial Beggars. <sup>71</sup> Longways for as many as will. 



The 1st Man cast off below the 2d Man into the 2d Wo's Place, the 1st Wo. follows her Partner into the 2d. Man's Place. The 1st Wo. in the 2d Man's Place cast up into her own Place, and the Man follows her into his own Place. The 1st Man take his Partner and lead thro' the 2d Cu. and back again and cast off. All four lead up Hands a-breast, lead thro' and cast off into the 2d Cu. Place. The rest do the like.


The Sailor's Delight. <sup>72</sup> Longways for as many as will. 



The 1st Cu. Back to Back with the 2d Cu. and Back to Back with their own Partners. The 1st Cu. turn the 2d Cu. and turn their own. Meet and sett all four and turn single, then clap Hands and go quite round. The 1st Cu. go the Figure thro' the 2d Cu. and cross over and turn their Partners.

Smith's Rant.

73 Longways for as many as will.



Honour to the Presence, then to your We. lead up forward and back, that again.


First Sides with your own Wo. then on the other Side, then both clap Hands and make a Pass at each other and turn single, then turn your own Wo. once and an Half, and so on to the next, till you come to your own Places.

Then the 1st Man take his own Wo. by the right Hand, holding it up till the 2d Wo. passes under, then face about while the 2d Wo. goes back again, then they three clap Hands and make a Pass altogether, and all three turn single, then take Hands and do the same to the 2d Man, and so to the end.

74

Love lies a bleeding.

Longways for as many as will.



Honour to the Presence, then to your We. Lead up all forward and back, that again.

The 1st Man and Wo. cast off into the 2d Cu. Place and meet, then go round each other Back to Back, and cast off into your Places, then do the same over again.

Then the two Men clap Hands with each other, and the two We. with each other, and then with your Wo. then the 1st Cu. cast off into the 2d Cu. Places, and clap Hands as before, then turn your own Wo. once round, and so to the End.

Epsom Wells.

75  
Longways for as many as will.

⊙ ⊙ ⊙ ⊙  
D D D D

The first Cu. cast off into the 2d Cu. Place, then take Hands and turn, and then cast up again into their own Places. The 1st Cu. go the Figure of 8 through the 2d Cu. then take Hands and turn till they come to their own Sides. The 1st Cu. cross over below the 2d Cu. and lead between the 3d Cu. then cast up above the 3d Cu. and cross up above the 2d Cu. into their own Places; the 1st Man change Places with the 2d Wo. the other doing the like; then all four take Hands and go quite round till the 1st Cu. comes into their own Places, then the 1st Cu. cast off.

76  
Happy Meeting. Longways for as many as will.

⊙ ⊙ ⊙ ⊙  
D D D D  
43

The 1st Cu. go the Figure thro' the 2d Cu. then cross over above into the 2d Cu. Place, the other Cu. do the like. Both Cu. clap Hands with their Partners, the 1st Cu. cast off, then right and left with your Partners quite round; the 2d Cu. being in the 1st Cu. Place, clap Hands and cast off, then right and left as before.

Never love thee more.

Longways for as many as will. D D D D

Honour to the Prefence, then to your We. Lead up all forward and back, that again.

The 1st Man Back to Back on the right Hand of his Wo. and Back to Back on the left Hand of his Wo. to their own Places, then cross over the 2d Cu. and the Hey thro' the 2d Cu.

Then Hands half round and fall back all four, then side over to one another's Places, then right Hands being acrofs, go half round, then left Hands being acrofs, go half round.

Prince George.

Longways for as many as will. D D D D

First Man sett to his own Wo. and then take Hands with the 2d Man and turn round into his Place, while the 1st and 2d Wo. does the like; then the 1st Cu. cross over into the 2d Cu. Place, then all four take Hands and lead up abreast, then the 1st Man cross over and go below the 2d Man, while the 1st Wo. goes below the 2d Wo. and clap Hands, then all four Hands and go quite round, the rest do the same.

Mr. Young's Delight.

79 Longways for as many as will.



All four Hands half round, fall back and turn round from each other single; then the 1st Man cross over with the 2d Wo. and the 1st Wo. with the 2d Man. Fall all back, then meet and turn Back to back, then take all Hands and turn half round; then the 1st Cu. lead down and back again, and the 2d Cu. lead up back again, and then turn your Partners in their proper Places.

The Queen's Delight. 80 Longways for as many as will.



The first Cu. clap and cast off, This to the first Strain once. And lead through the 3d Cu. and cast off, This to the first Strain twice. Then right and left quite round, This to the second Strain once. And lead through the Top and cast off, This to the second Strain twice.

Black and Grey.

81 Longways for as many as will.

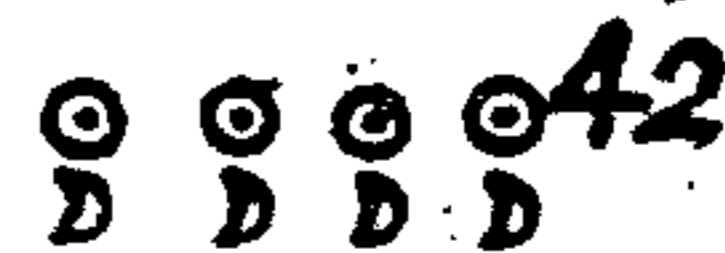


83

The 1st and 2d Cu. take Hands and go quite round and cast off, then the 2d and 3d Cu. take Hands and go quite round and cast off, the 2d Cu. being now in the 3d Cu. Place, the 1st Man turn the 3d Wo. and the 1st Wo. turn the 3d Man with the right Hand at the same Time, then each turn their own with the Left; then the 1st Man turn the 2d Wo. and the 1st Wo. turn the 2d Man with the right Hand, and then turn their own with the Left, 'till they are in their Places.

vienna.

82 Longways for as many as will.



84

The 1st Man sett to his own, and cross over with the 2d Wo. then 1st and 2d We. sett and cross over, and change Places; then 1st and 2d Men take Hands and lead between the 1st and 2d. We. and come into their Places again; then all four clap, take Hands, and go half round into their own Places again; then the 1st and 2d We. take Hands and lead between the 1st and 2d Men into their own Places again; then all four clap, take Hands, and go half round into their Places again, the rest doing the same.



Edinburgh Castle.

Longways for as many as will.



Lane's Maggot.

Longways for as many as will.



The 1st Man cast off below the 2d Man, and go the Hey with the 2d Cu. till the 1st Man comes into the 2d Man's Place. The 1st Wo. cast off below the 2d Wo. and do the like. First Cu. being in the 2d Cu. Place, the two Men lead to the Wall, the two Wo. do the same at the same Time; then the 1st Cu. lead up, and the 2d Cu. lead down at the same Time; then right Hands across all four half round, then left Hands and back again, till the 1st Cu. comes into the 2d Cu. Place. The rest do the like.

Note, Each Strain is to be play'd twice over.  
 The 1st Cu. cast off and lead thro' the 3d Cu. then cast off and lead up thro' both Cu. and cast off into the 2d Cu. Place; the 1st Man being in the 2d Man's Place, turn the 1st Wo. with the right Hand, and fall into their own Places, the 1st Wo. being in the 2d Wo. Place turn the 1st Man, and so fall in to their own Places, then all four lead up and cast off into the 2d Cu. Place.

Old Batchelor.

85 Longways for as many as will.




Musical notation for 'Old Batchelor' consisting of five staves of music in 6/4 time. The first staff is numbered 109. The music features a mix of eighth and sixteenth notes with various rests and ornaments.

The 1st Cu. cross over below the 2d Cu. then all four lead up Hands a-breast, the 1st Man side with the 2d Wo. and the 1st Wo. side with the 2d Man at the same Time, then the 1st Man turn his own Partner with both Hands round 'till he come to the lower Side, then the 1st Cu. take the 2d Wo. and all three Hands half round, then the 2d Man take Hands between the two Wo. and go Hands half round, then all four turn S. then right and left with their Partners, 'till the 1st Cu. comes into the 2d Cu. Place.

86

Roger of Coverly. Longways for as many as will. 55



Musical notation for 'Roger of Coverly' consisting of five staves of music in 9/4 time. The first staff is numbered 110. The music features a mix of eighth and sixteenth notes with various rests and ornaments.

The first Man go below the 2d Wo. then round her, and so below the 2d Man into his own Place; then the 1st Wo. go below the 2d Man, then round him, and so below the 2d Wo. into her own Place; The 1st Cu. cross over below the 2d Cu. and take Hands and turn twice, then lead up thro', and cast off into the 2d Cu. Place.

Hill's Maggot.

87 Longways for as many as will.

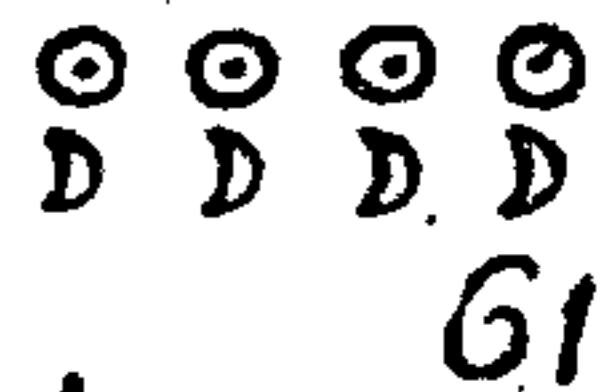


Note, Each Strain is to be play'd twice over.

1st Cu. Hands quite round and cast off into the 2d Cu. Place, then right and left quite round with the 3d Cu. and come into the 2d Cu. Place; the 1st Man go round the 3d Wo. and the 1st Wo. go round the 2d Man at the same Time; then the 1st Man go round the 2d Wo. and the 1st Wo. round the 3d Man at the same Time, and cross over into the 3d Cu. Place; the 1st Cu. lead up thro' the 3d Cu. and do the whole Figure with the 2d Cu. and lead through the 2d Cu. and cast off in their Places.

Yellow Joak.

88 Longways for as many as will.



All four Hands half round, and foot it; Then Hands the other half round, and turn single; Cast off and turn Hands; Lead thro' the 2d Cu. and cast off, then turn single, the Man to the Right and the Woman to the Left.

## Red House.

89  
Longways for as many as will.⊙ ⊙ ⊙ ⊙  
D D D D

111

Musical notation for Red House, measures 111-114. The notation is in treble clef with a key signature of one flat (B-flat) and a common time signature (C). It consists of four staves of music. The first staff begins with the number 111. The music features a mix of eighth and sixteenth notes, with some measures containing asterisks (\*).

The 1st Cu. meet and sett and cast off into the 2d Cu. Place ♪ Then meet and sett again, and cast off into their own Places ♪ The 1st Man cast off below the 2d Man, and go above the 2d Wo. into the 2d Man's Place, his Wo. following him ♪ Then the 2d Wo. cast up above the 1st Wo. and go below the 1st Man into her own Place, the 1st Man following her at the same Time ♪ Then the 1st Cu. and 2d Man go the Hey, till they come into their own Places ♪ Then the 1st Cu. and 2d Wo. go the Hey on the other Side, and so cast off into the 2d Cu. Place ♪

90  
Lane's Minuet. Longways for as many as will. ⊙ ⊙ ⊙ ⊙

112

Musical notation for Lane's Minuet, measures 112-115. The notation is in treble clef with a key signature of one flat (B-flat) and a 3/4 time signature. It consists of four staves of music. The first staff begins with the number 112. The music features a mix of eighth and sixteenth notes, with some measures containing asterisks (\*).

Note, Each Strain is to be playd twice over.

The 1st Man sett to the 2d Wo. and fall back, and both turn S. then the 1st Wo. sett to the 2d Man, and fall back and turn S ♪ The 1st Cu. cross over and go the Figure through, till they come into the 2d Cu. Place, then lead through the 3d Cu. and cast up into the 2d Cu. Place ♪

English Paspby. Longways for as many as will. 91 D D D D

Musical notation for 'English Paspby' consisting of four staves. The first staff has a treble clef, a key signature of one sharp (F#), and a 3/4 time signature. The number '123' is written below the first staff. The notation includes various note values, rests, and asterisks marking specific notes.

Right and left half round, the 1st Cu. lead thro' the 2d Cu. and cast off into their Places, the 2d Cu. do y<sup>e</sup> same; the 1st Cu. take both Hands and slide down the Middle and foot it, then slide up the Middle and foot it, then cast off, and go the whole Figure with the 2d Cu.

Princesses. Longways for as many as will. 92 D D D D G2

Musical notation for 'Princesses' consisting of four staves. The first staff has a treble clef, a key signature of one flat (Bb), and a 6/4 time signature. The number '124' is written below the first staff. The notation includes various note values, rests, and asterisks marking specific notes.

The two 1st Men and two 1st We. fall back, and meet, and turn all single; the 1st Cu. lead down the Middle and sett to their Partners, the 2d Cu. do the same; The 1st Cu. take Hands, and 2d Cu. take Hands and draw their Partners into each other's Place; the 1st Cu. lead thro' the 2d Cu. and come into the 2d Cu. Place; then right and left quite round, and turn their own Partners till the Tune is done.

93  
Emperor of the Moon. Longways for as many as will. D D D D

113

The musical score for 'Emperor of the Moon' consists of four staves of music in G major (one sharp) and 3/2 time. The first staff begins with a treble clef and a key signature of one sharp. The music is written in a longways style, with various note values and rests. There are asterisks on some notes in the first and fourth staves, indicating specific dance steps. The piece ends with a double bar line and a repeat sign.

The two Men sett to their own, then all four single; then the two Men Hands, the two Wo. the same at the same Time, and meet and sett; then the 1st Cu. cast off to the 2d proper, and the 2d Cu. cross over to the 2d improper; then the 2d Wo. Hands with the 1st Wo. and turn to the 2d proper, the 2d Man at the same Time with the 1st Man to the 2d proper, then the 1st Cu. the same, which brings them to the 2d proper.

94  
Siege of Limerick. Longways for as many as will. D D D D 57

114

The musical score for 'Siege of Limerick' consists of four staves of music in G major (one sharp) and 3/2 time. The first staff begins with a treble clef and a key signature of one sharp. The music is written in a longways style, with various note values and rests. There are asterisks on some notes in the first and fourth staves, indicating specific dance steps. The piece ends with a double bar line and a repeat sign.

Note: The first Strain is to be play'd twice over; and the second once and so far as from the Repeat over again.

The 1st Man cast off below the 2d Man, and go above the 2d Wo. into the 2d Man's Place, the 1st Wo. cast off below the 2d Wo. and go above the 2d Man into the 2d Wo. Place, then cast up, and Back to Back with your Partners, then right and left with your Partners, then lead thro' the 2d Cu. and back again, and so cast off.

Well's Humour. <sup>95</sup> Longways for as many as will. D D D D

The 1st Cu. cross over behind the 2d Cu. and lead through the 3d Cu. then cross again into their Places above, and turn single. Then first Man change Places with the 2d Wo. and the 1st Wo. with the 2d Man, Hands half round, then right and left 'till you come into the 2d Cu. Place.

Whitehall Minuet. <sup>96</sup> Longways for as many as will. D D D D 63

Note, Each Strain is to be play'd twice over.  
 The two first Cu. Hands all four half round, then back again into their own Places; then the 1st Cu. cross over the 2d Cu. and over the 3d Cu. and lead up thro the 3d Cu. and so thro' the 2d Cu. and cast off into the 2d Cu. Place.

Lincoln's Inn. Longways for as many as will. 97

133

Musical notation for Lincoln's Inn Longways, measures 133-136. The notation is on four staves in treble clef with a key signature of one flat (Bb). The music consists of a sequence of eighth and sixteenth notes, with some rests and a double bar line at the end of the fourth staff.

Note Each Strain is to be play'd twice over.

The two 1st Cu. take Hands and go all four quite round, then the 1st Man go Back to Back with the 2d Wo. then all four hands quite round Back again, and the 1st Wo. and 2d Man go back to Back. The 1st Cu. take Hands and go half round and back again, then right and left, then lead down the 3d Cu. and thro' the 1st Cu.

Fidler's Morris. Longways for as many as will. 98

134

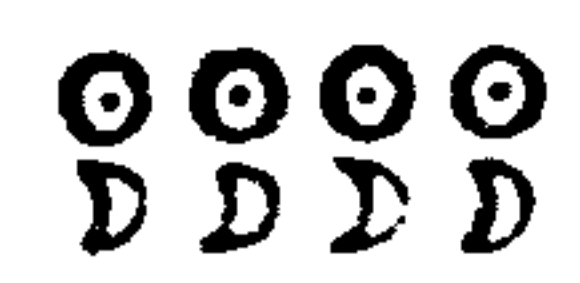
Musical notation for Fidler's Morris Longways, measures 134-137. The notation is on four staves in treble clef with a key signature of one flat (Bb). The music consists of a sequence of eighth and sixteenth notes, with some rests and a double bar line at the end of the fourth staff.

The 1st Cu. cast off below the 2d Cu. sett and cast up, and cross over; then cast off below the 3d Cu. set and cast up and cross over; then lead up to the Top, cast off, and turn your Partner, then go the double Figure, and and right and left quite round.

(134)



99 Longways for as many as will.



What you please.

Lead up all, fall back, that again, sett to your own, fall back, that again. The first Man cross over with his Wo. then take the 2d Wo. by the right Hand, the 1st Wo. take the 2d Man by the right Hand, and fall back. Meet your own and fall back, 1st Man go the Figure of 8 about the 2d Man, and the 1st Wo. go the Figure of 8 about the 2d Wo. and down in the 2d Cu. Place, sett to your own and fall back, the rest following and doing the same.

The 1st Cu. cross over and fall back, the 1st Man cross over the 2d Wo. by the right Hand, the 1st Wo. take the 2d Man by the left hand and lead up all four abreast and fall back. The 2d Cu. go in the Hey, the 1st Cu. following in the Hey down into the 2d Cu. Place, and Arms with your own, rest following and doing the same.

The 1st Cu. fall back, and slip down, the 2d Cu. slip up into the 1st Cu. Place, the 1st Man cross over with the 2d Wo. and change Places, the first Wo. cross over with the 2d Man and change Places. Hands half round all four and fall back, sett to your own and fall back, the rest following and doing the same.

100 Longways for as many as will



Green Stockings

Lead up forward and back. That again. The first Couple go Back to Back, then right hands round one Turn and a Half, then clap hands, first your own, then one of each others, walk out to the Wall, then back again, and Back to Back as before, the Man on the Woman's Side, and the Woman on the Man's Side in the last Part, after clapping the hands to the Wall and back again.

Nobe's Maggot. Longways for as many as will. D D D D

135

Musical notation for 'Nobe's Maggot' in 9/4 time, consisting of four staves of music.

The 1st Cu. sett each right Elbows to one another, and then their left Elbows, and cast off, then lead thro' the 3d Cu. cast up, and clap Hands; then the 1st Man Hey with the 2d Cu. and 1st Wo. with the 3d Cu. at the same Time, then right and left with the 2d Cu. quite round.

America with the Minuet. Longways for as many as will. D D D D 68

136

First Strain twice. 2d Strain once

Minuet

1st Strain twice D.C.

Musical notation for 'America with the Minuet' in 6/8 time, consisting of four staves of music. The first strain is marked '136' and 'First Strain twice'. The second strain is marked '2d Strain once'. The minuet section is marked 'Minuet' and '1st Strain twice D.C.'.

The 2d Strain but once, and end with the 1st Strain of y<sup>e</sup> Minuet.

First Cu. sett and cast behind the 2d Cu. then sett and cast up again, 1st Cu. cross over and figure thro' the 2d Cu. and cast up in their own Place; then the 1st Man dance the Minuet step with the 2d Wo. and the 2d Man the same to the 1st Wo. the 1st and 2d Cu. take Hands and dance round, then the 1st Man leads his Partner in the 2d Cu. Place.

103  
 Longways for as many as will.  
 Portsmouth. ○○○○  
D D D D

The first Man Hey with the first and second Wo. the 1st Wo. do the same with the first and second Men; then the first Couple cross over and figure in; then right and left quite round.

104  
 Longways for eight  
 Lord Carnarvan's Jigg. ○○○○ 74  
D D D D

Lead up all a D. forward and back ♪ That again ♪ Each Man and Wo. go a-  
 bout each other, not turning your Faces ♪ That again ♪  
 First Cu. cross over and fall into the 2d Place on the outside the 2d Cu. the  
 Men on the outside of the We. and the We. on the Men's Side ♪ Cross over a-  
 gain, and fall into the 3d Place ♪ Take Hands with your Wo. and leading  
 her down between the last Cu. cast off all and meet above, the first Cu. in  
 the first Place, the last Cu. in the 2d Place, and the 3d Cu. in the the last Place ♪  
 Arms all ♪

Lead down forward and back ♪ That again ♪ Go about each other as before ♪  
 That again ♪

The lowest Cu. cross over as before ♪ Cast off as before.

Lead up all a D. and back ♪ That again ♪ Go about each other as before ♪  
 That again ♪

The Uppermost Cu. cross over as before ♪ Cast off as before.

Lead down forward and back ♪ That again ♪ Go about each other as before ♪  
 That again ♪

The lowest Cu. cross over as before ♪ Cast off as before.

The Masfel. <sup>105</sup> Longways for as many as will. 8888

Musical notation for 'The Masfel' consisting of four staves of music. Each staff begins with a treble clef, a key signature of one sharp (F#), and a common time signature (C). The music is written in a single melodic line. The first staff is numbered '137' in the bottom left corner.

The 1st Man sett and turn single, then turn the 2d Wo. First Wo. do the same. Then 1st Cu. lead up and 2d Cu. lead down, then right and left quite round, clap and cast off, and double figure at the Bottom, then clap, lead up, and cast off.

Princess's Court. <sup>100</sup> Longways for as many as will. 888869

Musical notation for 'Princess's Court' consisting of four staves of music. Each staff begins with a treble clef, a key signature of one sharp (F#), and a common time signature (C). The music is written in a single melodic line. The first staff is numbered '138' in the bottom left corner.

The 1st Cu. cast off and sett, and cast up again. The 2d Cu. do the same. Then the 1st Cu. crosses over the 2d Cu. and clap Hands, then cast up the 3d Cu. and go the Figure through, then the 1st Cu. turn half round and lead to the Wall, then Hands half round, and right and left quite round.

107  
Longways for as many as will.



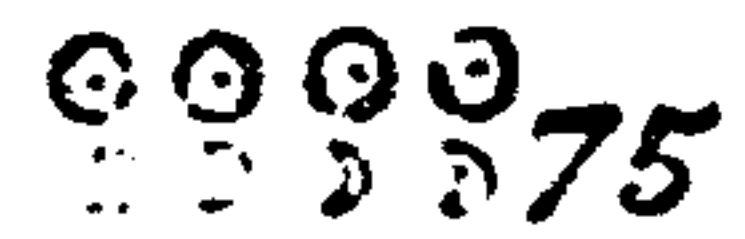
Lady Day.




Note. Each Strain is to be play'd twice over.

First Man take Hands with the 1st and 2d Wo. half round; We. break Hands, and cast off; turn the 1st Wo. into the 2d Wo. Place, 1st Man at the same time turn the 2d Man into his Place, then the 2d Man take Hands with the two We. and do as before, 1st Cu. being in their own Places, flip down the Wo. within - side, and the Man without - side) into the 2d Cu. Place, they flip up at the same time; turn single all four, right and left into their own Places; then flip down as before, the Man within - side, and the Wo. without side, turn single, and Men turn by themselves, the Wo. doing the like at the same time.

108  
Longways for as many as will



The Beaux Delight.



Do the single Figure and turn single, and cast off and change Places with your Partner, then you will be in the 2d Cu. Place; the 2d Cu. do the same: Then clap Hands and cast off, the next Cu. do the same, then right and left 'till you come to the 2d Cu. Place, and lead thro' the 1st Cu.

Skerr's Trumpet Tune.

109

Round 9.

Longways for as many as mill.

○○○○  
D D D D

The 1st Man turn the 2d Wo. with the right Hand, then turn his own Partner with the left; the 1st Wo. do the same. The first Cu. take Hands, and turn between the 2d Cu. the 1st Man being in the 2d Wo. Place, all back; the 1st Cu. being in the 2d Cu. Place, go the Figure of Eight through, which brings them in the 2d Cu. Place.

110

Lord Byron's Delight.

Longways for as many as mill.

○○○○  
D D D D

The 1st Man turn the 2d Wo. with his right Hand, and his own Partner with his left. The 1st Wo. do the same. The 1st Cu. take Hands and lead through the 2d Cu. back again, then cast off into the 2d Cu. Place, and right and left with your Partners quite round, then the Figure of 8 quite round. Then right and left with your Partners again, which brings the 1st Cu. into the 2d Cu. Place.

Just the Lovely

Long

111

for as many as will. ○○○○  
D D D D

Musical notation for 'Just the Lovely' consisting of three staves of music in treble clef, 4/4 time, with a key signature of one flat (Bb). The music is a single-strain piece with a repeating melodic line.

Note Each Strain is to be playd twice over.

The 1st Man turn the 2d Wo. the other two the same, then the 1st  
 lead his Partner thro' the 2d Cu. and up again, and cast  
 them right and left quite round; then the 1st Man turn the 3d  
 and the 1st Wo. the 2d Man, then he turn his own Partner;  
 then the 1st Man turn the 2d Wo and the 1st Wo the 3d Man, and  
 his own Partner again.

Tunbridge Walks

112

Longways for as many as will. ○○○○  
D D D D

82

Musical notation for 'Tunbridge Walks' consisting of four staves of music in treble clef, 4/4 time, with a key signature of one sharp (F#). The music is a single-strain piece with a repeating melodic line.

The two first Cu. all four Hands half round and turn S. then  
 back again to your own Places. Cast off and cross up to the Top,  
 and turn Hands; then 1st Man change with the 2d Wo. and 1st  
 Wo. with the 2d Man; then Right and Left quite round, till  
 the 1st Cu. comes into the 2d Cu. Place.

Carpenter's Maggot.

113 Longways for as many as will. D D D D

The 1st Cu. cross over below the 2d Cu. the Man cast up again and go quite round into the 2d Wo. Place, his Partner following him. The 2d Cu. do the same. Then all four Hands half round, and turn single, the 1st Cu. turn the 2d Wo. into the 1st Man's Place. The other Cu. do the same, then right and left till you come below the 2d Cu.

114 Cheshire Rounds. Longways for as many as will. D D D D

The 1st Man casts off and his Partner follows him, the Man goes quite round; the Woman goes up the middle, the Woman casts off and goes quite round; the 1st Man slips up the middle, the 1st Cu. cross over below the 2d Cu. and go up into their own Places again, then right and left quite round into the 2d Cu. Place.



Red. I. 117  
*Longways for as many as will.*

The 1st and 2d Cu. go Arms quite round, and the 1st Cu. cast off, then the 1st Cu. being in the 2d Cu. Place, lead down, and the 2d up, then the 1st Cu. lead thro' the 2d Cu. and cast off into the 2d Cu. Place. The 2d Cu. go right and left with the 1st Cu. half round, which brings the 1st Cu. in their own Places; the 1st Man change Places with the 2d Wo. and the 1st Wo. with the 2d Man, then the 1st Cu. being in the 2d Cu. Place, slip up and down and up again, and cast off and turn, the 2d Cu. change Places at the same Time, and so to the End.

116  
 Cobler's Hornpipe. *Longways for as many as will.*

The 1st Man meet and sett with his Partner, and turn Sides with their right Hands, in their own Places. The 2d Cu. do the same. Then the 1st Cu. being in their own Places, cross over below the 2d Cu. and go the Figure. Then lead through the 3d Cu. and cast up in the 2d Cu. Place.

Lord Byron's Maggot.


Longways for as many as will.



The 1st Man beckons the 2d Wo. to him, and she beckons him back again and turn. The other do the same. The two Men lead thro' the We. and clap Hands all four and cast off.

St. Albans.

Longways for as many as will.



The 1st Man sett to the 2d Wo. and turn single, then sett to his Partner. The 2d Man sett to the 1st Wo. and do the same. Then cross over and figure, the 2d Man lead to the Wall and back again, the 2d Wo. do the same. the same Time, then all Hands quite round.

Country Farmer Longways for <sup>119</sup> as many as will.  $\odot\odot\odot\odot$

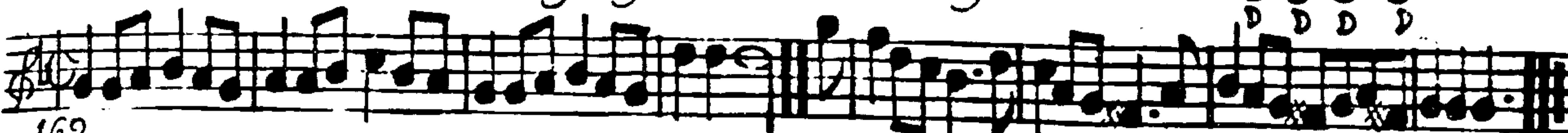
The 1st Man cast off, and his Partner follow him  $\hat{=}$  The 2d Cu. do the same  $\hat{=}$  The 1st Man being in the Wo. Place, change Place with the 2dWo. the 2d Man cross over with the 1st Wo. then cast up  $\hat{=}$  Then Hands quite round 'till you are in your Places, then right and left quite round  $\hat{=}$

Rubber down with Straw Longways for <sup>120</sup> as many as will.  $\odot\odot\odot\odot$

The 1st and 2d Cu. sett striking their Feet to the Ground, and cross over, the same again: Then the 1st Man change with the 2dWo. and the 1st Wo. do the same with the 2d Man, and turn all four half round, then right and left quite round and turn.

The Goddeffes .

Longways for <sup>121</sup> as many as will .



169  
Lead up a D . forward and back ♪ That again ♪ Cast off meet below ♪ Cast off below meet above ♪

Men go down on the outside of the We ♪ Back again ♪ This as before ♪

We . as much ♪ This as before ♪

Men go quite round about the We ♪ This as before ♪

We as much ♪ This as before ♪

Men take Hands and go round ♪ Back again ♪ This as before ♪

We . as much ♪ This as before ♪


Then all Hands and go half round ♪ Back again ♪ This as before ♪

Men the S . Hey ♪ This as before ♪

We . as much ♪ This as before ♪

Then D . Hey ♪ This as before ♪

Watton Towns) <sup>122</sup> Longways for as many as will . <sup>85</sup>  
End .



170  
Lead up and fall back jump up all to your own, and turn S . That again .

The two 1st Men and 1st We . fall back from your own and meet jump up thrice to your own, and the 1st Cu . cast off into the 2<sup>d</sup> Cu . Place, while the 2<sup>d</sup> Cu . flip up into the 1st Cu . Place . Do this to all, the rest following ♪

The 1st Man and 2<sup>d</sup> Wo . change Places, then the 1st Wo . and 2<sup>d</sup> Man change Places, and jump up thrice to their own, and then change Places with your own, the rest following ♪

The 1st and 2<sup>d</sup> Cu . take Hands and go half round and jump to your own, then change Places with your own . Do this to all, the rest following ♪

Knot.

Longways for <sup>123</sup> as many as will.



First Cu. cross over into the 2<sup>d</sup> Cu. place, and go the Figure through the 1<sup>st</sup> Cu. into their own places again, then they cross over below the 3<sup>d</sup> Cu. and go the Figure and the 1<sup>st</sup> Man turn the 3<sup>d</sup> Wo. and the 1<sup>st</sup> Wo. turn the 2<sup>d</sup> Man, and then turn their own, then 1<sup>st</sup> Man turn the 2<sup>d</sup> Wo. and 1<sup>st</sup> Wo. turn the 2<sup>d</sup> Man, then all four take Left Hands and turn half round into their places again, the other Cu. do the same. This is the Time once over.

The 1<sup>st</sup> Cu. cast off into the next Cu. place, and lead thro' them round into their place again, then cast off and lead thro' them again, and turn his own, then 1<sup>st</sup> Man turn the 2<sup>d</sup> Wo. and 1<sup>st</sup> Wo. turn the 2<sup>d</sup> Man, and then each turn his own half round into their places again, the rest do the same.

Waltom Abby. Longways for as many as will. <sup>124</sup> 88



The 1<sup>st</sup> Man cast off and his Partner follows him into the 2<sup>d</sup> Cu. Place, and then go Back to Back with his Partner, the 1<sup>st</sup> Wo. being in the 2<sup>d</sup> Man's Place, cast up into her own Place, her Partner follows her into his own Place, and go Back to Back the first. The 1<sup>st</sup> Cu. cross over below the 2<sup>d</sup> Cu. and go the Figure through. Then lead down through below, and then lead up through above, and cast off into the 2<sup>d</sup> Cu. Place.

Drive the cold Winter away. Longways for as many as will. 86

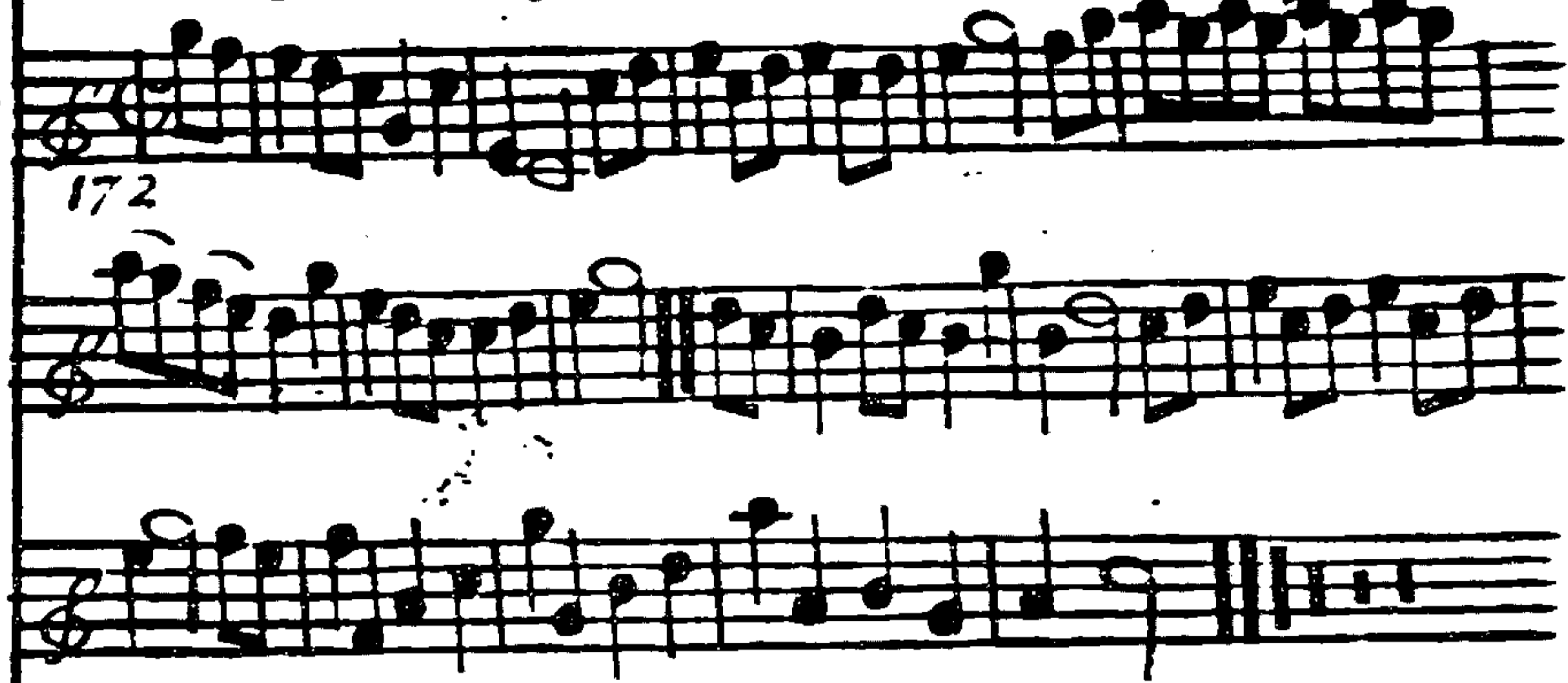


Lead up all forward and back. That again. First Man back a D. then go down between the rest, and turn the last Wo. but one, then Men the last, and stay there while the other Men go between the 2<sup>d</sup> and 3<sup>d</sup> We. and go towards the left Hand, and fall down to the 1<sup>st</sup> Man. First Man back, then go up between the rest, and turn the 2<sup>d</sup> Wo. then the 1<sup>st</sup> Wo. while the Men go between the two last We. turn toward the right Hand, and go up to your Places

Sides all. That again. This as before, the We. doing it.

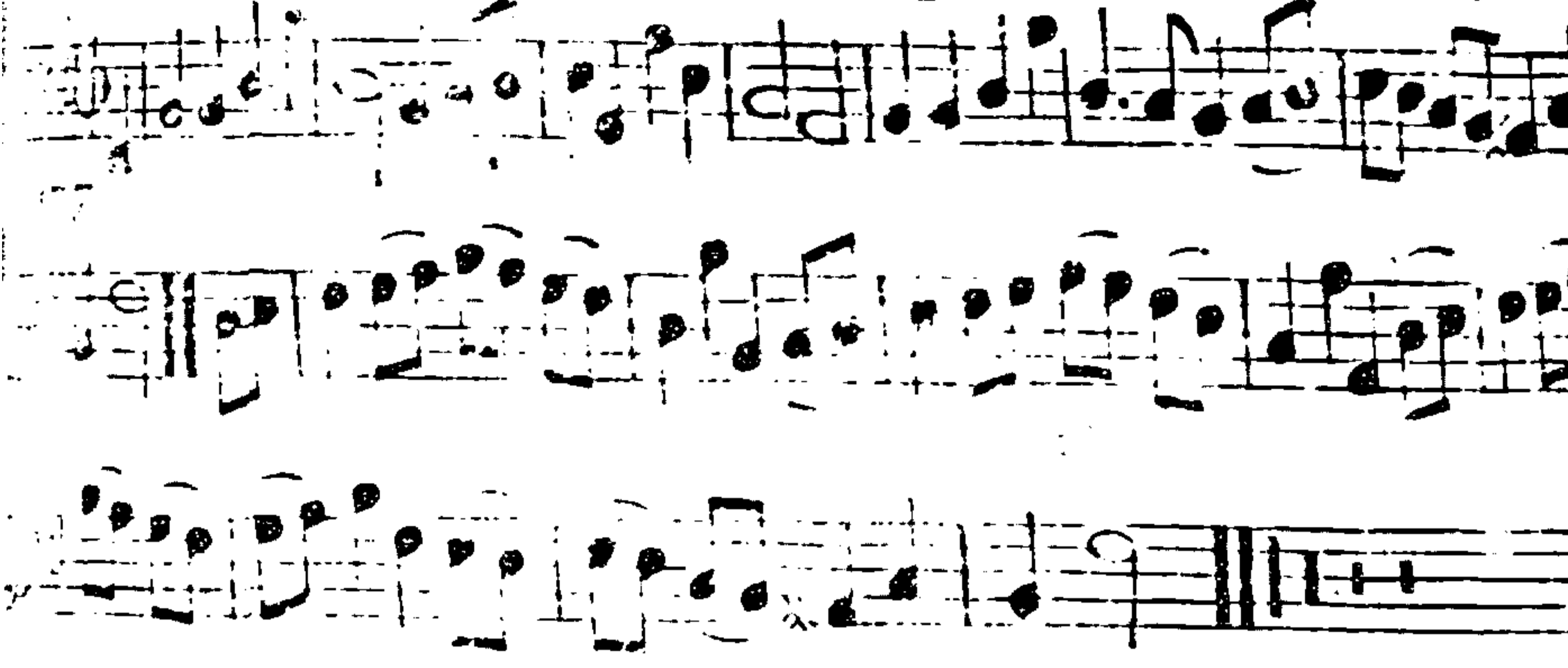
Arms all. That again. As at the first.

Dr Popes Jigg. Longways for as many as will. 86



The 1<sup>st</sup> Cu. go the Figure thro' the 2<sup>d</sup> Cu. and turn three Times in their own Places, then the 2<sup>d</sup> Cu. go the Figure thro' the 1<sup>st</sup> Cu. and turn three Times into their own Places. The 1<sup>st</sup> and 2<sup>d</sup> Cu. right and left all round, the 1<sup>st</sup> Man change Places with the 2<sup>d</sup> Wo. and the 1<sup>st</sup> Wo. with the 2<sup>d</sup> Man, then all four Hands half round, and the 1<sup>st</sup> Cu. cast off.

127  
 Tail-mell. Longways for as many as will. ○○○○



The 1st Man cast off and come below the 2d Man, while the 1st Wo. flips down  
 the 2d Man and come round into the Middle then all four turn S.  
 the 1st Man and 2d Wo. go Back to Back, then 1st Man take the 1st Wo.  
 by her right Hand and turn once round, while the 1st Wo. takes the 2d Man  
 by his right hand and turns once round, then the other Cu. do the same.


The 1st Man take the 1st Wo. by the right Hand, and turn once round  
 with the 2d Cu. Place, then lead up between the 2d Cu. and go the half  
 figure into their own Places again, the other Cu. doing the same  
 again.

128  
 Whitney's Farewell. Longways for as many as will. ○○○○ 89



The 1st Man turn the 2d Wo. with his right Hand, and then turn the 1st  
 Partner with his Left, then 1st Wo. turn the 2d Man with her right  
 Hand, and her Partner with her Left. The 1st Cu. lead thro' the 2d Cu.  
 and cast up the 2d Cu. lead thro' the 1st Cu. and cast off, the two  
 Men take Hands and fall back, the two Wo. do the like at the same  
 Time then all four meet and clap Hands with your Partners, and  
 then the 1st Cu. cast off.

## Irish Trot .

Longways for <sup>129</sup> as many as will .

Lead up all a D. and back, sett and turn S. Lead down all a D. and back, sett and turn S.  
 The 1st Man take his Wo. with his right Hand then with his Left, and so holding  
 Hands across change Places, fall back from each other, meet again, fall back, then  
 Arms with your Wo. and stay in your Places, the Man on the Wo. Side, and the Wo.  
 on the Mans Hands in like manner with the 2<sup>d</sup> Wo. changing Places with her on  
 the right Hand, while the Wo. do the like with the 2<sup>d</sup> Man, holding him in her left  
 Hand, both Cu. fall back from each other, meet again, fall back, Arms with your own,  
 and so forward to the rest, who following does the like .

Take your own Wo. in your right Hand, and the 2<sup>d</sup> Wo. in your left, meet the 2<sup>d</sup> Man, fall  
 back, each Man honour to his own Wo. then to each other's Wo. take them by their  
 right Hands, then your own by the Left, the 1st Cu. into the 2<sup>d</sup> Place, and the 2<sup>d</sup> Cu. into  
 the 1st Place. The rest following .

Lead up all a D. and back, cast off all and meet, the 1st Cu. below, and the last Cu. above,  
 take your We. in your left Hand, and lead them all to the left round about the same Place.  
 Lead down all a D. and back, cast off, and meet in your own Places as at the first, take your  
 We. in your right Hands, and lead them round about on the right Hand to your Places.

Mulberry Garden. Longways for as many as will. <sup>130</sup> 87

Lead up all and back, that again. Fall all back, meet, fall back again,  
 then every Man turn his own Wo .

Go Back to Back with your own Wo. the 2<sup>d</sup> Cu. doing the same,  
 then the two Men and two We. go Back to Back. Take all Hands  
 and go half round, then change with your own Wo. the 2<sup>d</sup> Cu. being  
 in the 1st Place foot it, and cast off, the other leading up, then  
 foot it and cast off. Do this to the last .



Arundel Street. Longways for <sup>131</sup> as many as will. ○○○○  
D D D D

The 1st Man being Improper, go Back to Back with the 2d Man, the 1st Wo. being improper, go Back to Back with the 2d Wo. The 1st Wo. go Back to Back, side with the 2d Man, the 1st Man go Back to Back, side with the 2d Wo. then 1st Cu. Back to Back with their Partners. The 1st Cu. cross over below the 2d Cu. and go the Figure through, till they come into the 2d Cu. Place, then go the Figure through the 3d Cu. till they come into the 2d Cu. Place, then the Figure thro' the upper Cu. and cast off.

Winchester Wedding, or, Longways for as many as will. <sup>132</sup> ○○○○90  
D D D D

The 1st Cu. sett to their Partners, and cast off below the 2d Cu. and turn. Then take Hands and lead down towards the 3d Cu. and turn their Partners. The 1st Cu. being in the 2d Cu. Place, the 1st Man turns the 2d Wo. by the right Hand, and the 2d Wo. turns the 3d Man by the right Hand at the same Time, so meet in the middle, and turn to their own Sides. The 1st Man being in the 2d Cu. Place, turns the 3d Wo. by the right Hand, then the 1st Wo. being in the 2d Wo. Place, the 2d Wo. turns the 1st Man, and the 1st Man the 3d Wo. with their right Hands so meet in the middle and turn to your own Sides.

**Bloombury Market.** Longways for as many as will. ○○○○  
D D D

181


First Man turn the 2<sup>d</sup> Wo. with his right Hand, and the 2<sup>d</sup> Man with his left, then the 3<sup>d</sup> with his right Hand, and cast up to his own Place. His Partner do the same. First Cu. hey with the 2<sup>d</sup> Man, then lead down the Middle and cast up and turn, then Ist Cu. hey with the 2<sup>d</sup> Wo. and cast off.

**Black Bess.** Longways for <sup>134</sup>as many as will. ○○○○ 91  
D D D D

182

The Ist Man cast off below the 2<sup>d</sup> Man, then go Back to Back with the Ist Wo. and stand in the 2<sup>d</sup> Man's Place, the Ist Wo. cast off below the 2<sup>d</sup> Wo. and go Back to Back with the Ist Man, and stand in the 2<sup>d</sup> Wo. Place. This is the 1<sup>st</sup> Strain. *Adios.*  
Both Cu. Back to Back with their Partners, then right Hands and left with your own Partners, till you come into your own Places. the Ist Man change Places with the 1<sup>st</sup> Wo. and the 2<sup>d</sup> Man with the Ist Wo. then turn your own Partners to your own Sides.

Mt. Staggins Jigg. Longways for as many as will. 100  
 ○○○○  
 D D D D



199



Honour to the Prefence, then to your Wo. lead up forward and back again

The 1st Man cast off into the 2d Place, and turn the 3d Man once round  
 then stand still in the 2d Place till his Wo. do the like on her Side,  
 then cast off into the 1st Place, the 1st and 2d Men go round each other  
 Back to Back, their two We. doing the same, then Back to Back with  
 your own Wo. and cast off into the 2d Place. do this to the left.

Rummer. Longways for as many as will. 136 100  
 ○○○○  
 D D D D



200



The 1st Cu. cast off and go down below the 3d Cu. then lead up again  
 in the Middle and flip into the 2d Cu. Place, while the 2d Cu. flips  
 into the 1st Cu. Place.

First and 2d Cu. go Back to Back with their own, and take right and  
 left Hands all four with their own and go round, till the 1st Cu. com.  
 in the 2d Cu. Place and the 3d Cu. in the 1st Cu. Place, then 1st and 2d  
 Cu. go Back to Back with their own, and then take right and left  
 Hands with their own and go round till they come into the 2d  
 Cu. Place, the rest do the like.

Heyho my Honey. Longways for as many as will. <sup>137</sup>

Musical notation for 'Heyho my Honey' in 4/4 time, featuring a treble clef, a key signature of one flat (B-flat), and a common time signature of 4. The piece consists of four staves of music. The first staff includes a '4' in a circle below the time signature and a '183' below the staff. The notation includes various note values, rests, and dynamic markings such as 'pp'.

First Man cast off below the 2<sup>d</sup> Man, and 1<sup>st</sup> Wo. do the like, and stand between the 2<sup>d</sup> Man and 2<sup>d</sup> Wo. then all three take Hands and lead up a breast and sett to the 1<sup>st</sup> Man, then the 1<sup>st</sup> Man go round the 2<sup>d</sup> Man, and the 1<sup>st</sup> Wo. go round the 2<sup>d</sup> Wo. while the 1<sup>st</sup> Wo. stands in the Middle, then all three meet, and sett to the 1<sup>st</sup> Man, then 1<sup>st</sup> Cu. cast off into the 2<sup>d</sup> Cu. Place, the rest do the like.

Bishop of Bangors Jigg. Longways for as many as will. <sup>138</sup>

Musical notation for 'Bishop of Bangors Jigg' in 4/4 time, featuring a treble clef, a key signature of one flat (B-flat), and a common time signature of 4. The piece consists of four staves of music. The first staff includes a '4' in a circle below the time signature and a '184' below the staff. The notation includes various note values, rests, and dynamic markings such as 'pp'.

All four Hands half round and turn single, then back again to your own Places and turn single. the 1<sup>st</sup> Man change Places with the 2<sup>d</sup> Wo. and the 2<sup>d</sup> Man with the 1<sup>st</sup> Wo. then right Hand and left 'till you come into your own Places, then go the half Figure and cast up, then cross over and turn your Partner, and so forward.

Temple Change . Longways for <sup>139</sup>as many as will .

Musical notation for Temple Change, measures 201-203. The music is written on three staves in 4/4 time. Measure 201 starts with a treble clef and a key signature of one flat. The melody consists of eighth and sixteenth notes. Measure 202 continues the melody. Measure 203 ends with a double bar line and repeat signs.

All four Hands half round and turn single ♪ Then Hands half round again to the same ♪ The 1st Man and 2d Wo . change Places, the 1st Wo and 2d Man do the same . then all four Hands half round, then the 1st Cu . cast off, the 2d proper .

Greenwich Park . Longways for <sup>140</sup>as many as will .

Musical notation for Greenwich Park, measures 202-203. The music is written on two staves in 4/4 time. Measure 202 starts with a treble clef and a key signature of one flat. The melody consists of eighth and sixteenth notes. Measure 203 continues the melody and ends with a double bar line and repeat signs.

The 1st Cu . lead up and cast off below the 2d Cu . ♪ The 2d Cu . do the same ♪ The 1st Cu . cross over below the 2d Cu . and turn up the Middle into their own Places ♪ Then Back to Back with their Partners, the 1st Cu . clap Hands with their Partners and cast off ♪

Easter Eve . Longways for as many as will .

185

The two Men leads through the We. and half figure, and turn in the contrary Place. The Wo. do the same. The 1st Cu. being in the 2<sup>d</sup> Cu. Place the 1st Man crosses over with the 2<sup>d</sup> Wo. and the 1st Wo. crosses over with the 2<sup>d</sup> Man, then Hands half round and turn S. Then right till you come in the 2<sup>d</sup> Cu. Place, and lead thro' the 2<sup>d</sup> Cu. and turn

Kemp's Jigg . Round for six . 142 .

186

One Man lead in two We. forwards and back. Honour to one he turn to the other, then turn the third. Lead your own with your left Hand, and the Woman you turn'd, as much. Then as much with the other two We. turning your own. Then next Man as much. Then the 3<sup>d</sup> as much.

First Man lead the We. as before, turn half round holding both Hands, and his own as much to the other, turn the 3<sup>d</sup> Wo. Do thus to all, the rest following and doing the like.

First Man take the We. as before, by the contrary Hands behind, then lead them forwards and back, pull one half about and kiss her, as much with the other, turn the 3<sup>d</sup>. Do thus to all, the rest following, and doing the like.

Enfield Common. Longways for <sup>146</sup>as many as will. ○○○○  
D D D D

The 1st Man gets to the 2d Man, and turn right Hands once round. Then  
 the 1st turn left Hands once round, the two Wo. do the same at the  
 2d Time. Then the two Men lead through the two Wo. into their  
 Partners and turn single, the two Wo. do the same after them. Then  
 the 1st Wo. do the same round, and then right and left with your Partner till  
 the 1st Cu. comes into the 2d Cu. Place.

The Pilgrim or <sup>144</sup>The Ld Foppington. Longways for as many as will. ○○○○  
D D D D

The 1st Man turn the 2d Wo. and Hands half round, then turn single. The  
 1st Wo. does the same. The 1st Cu. do the half figure between  
 the 2d Cu. and the 2d Cu. do the same. Then lead through the 2d  
 Cu. and right and left Sides.

Very Fair. Longways for as many as will. 145

Musical notation for 'Very Fair' consisting of three staves. The first staff has a treble clef and a key signature of one flat. It contains three strains of music, with the first strain starting with a first measure and the second with a second measure. The second staff has a treble clef and a key signature of one flat, with a third measure indicated. The third staff has a treble clef and a key signature of one flat, with a fourth measure indicated.

Each Strain twice and end with the third Strain.

The 1st Man cast off and fall between the 3<sup>d</sup> Cu. and all three Hands  
 the 1st Wo. cast off and fall between the 2<sup>d</sup> Cu. and sett to  
 another Face to Face, the 1st Man and 3<sup>d</sup> Cu. take all three Hands  
 round and back again, the 1st Wo. and 2<sup>d</sup> Cu. do the same,  
 the 1st Man and 3<sup>d</sup> Cu. go the Hey, the 1st Wo. and 2<sup>d</sup> Cu. do the same,  
 the 1st Man take his Partner by the Hand in the 2<sup>d</sup> Cu. Place and  
 slip thro' the 3<sup>d</sup> Cu. and cast up into the 2<sup>d</sup> Cu. Place, then lead  
 the other Cu. and cast off into the 2<sup>d</sup> Cu. Place.

Barley Mow. Longways for as many as will. 146

Musical notation for 'Barley Mow' consisting of three staves. The first staff has a treble clef and a key signature of one flat. It contains three strains of music, with the first strain starting with a first measure and the second with a second measure. The second staff has a treble clef and a key signature of one flat, with a third measure indicated. The third staff has a treble clef and a key signature of one flat, with a fourth measure indicated.

The 1st Man sett to the 2<sup>d</sup> Wo. fall back and turn single, then turn  
 the 2<sup>d</sup> Wo. and cast off into the 2<sup>d</sup> Man's Place. The 2<sup>d</sup> Wo.  
 do the same. Then all four Hands half round and turn single  
 then right Hands and left with your Partners, then lead the 1<sup>st</sup>  
 above, and cast off into the 2<sup>d</sup> Cu. Place.



Wolverton Hall. Longways for as many as will.



211

The 1<sup>st</sup> Cu. meet, then fall back and change Places, then the 2<sup>d</sup> Cu. lead up into the 1<sup>st</sup> Cu. Place, then fall back and change Places. the 1<sup>st</sup> Man being in the 2<sup>d</sup> Wo. Place, and the 1<sup>st</sup> Wo. in the 2<sup>d</sup> Man's Place, they all four take Hands and turn round 'till each Cu. come into their own Places again, then the 1<sup>st</sup> and 2<sup>d</sup> Wo. take Hands and lead between the two Men into their Places, and Hands half round, then cast off, the rest doing the same in like Manner.

Bishop of Chester's Jigg, or 148

The Fits come on me now. Longways for as many as will.


106

212

First Man cast off and go below the 2<sup>d</sup> Man and come up into his Place, the 2<sup>d</sup> Wo. go up and come round the 1<sup>st</sup> Wo. into her Place again. then each Cu. take Hands and turn once round into their Places. the 2<sup>d</sup> Cu. do the same over as the first did. First and 2<sup>d</sup> Man cross over and change into their own Wo. Places. then the 1<sup>st</sup> Man go below the 2<sup>d</sup> Wo. the half Figure, while the 1<sup>st</sup> Wo. goes round the 2<sup>d</sup> Man the half Figure, till they come into their Places again, and turn S. the next Cu. cast up and do the same.

Bulkin.

Longways for as many as will.




207

150

Christ Church Bells in Oxon. Longways for as many as will.

104



208

The 1st Man cast off and turn the 3d Wo. The 1st Wo. cast  
and turn the 3d Man. Hands half round with the 2d Cu. turn single  
it and left into the 2d Cu. Place, then figure thro' the  
Cu. and turn your Partner into the 2d Cu. Place.

Honour to the Presence then to your We. Lead up all forward and have that again

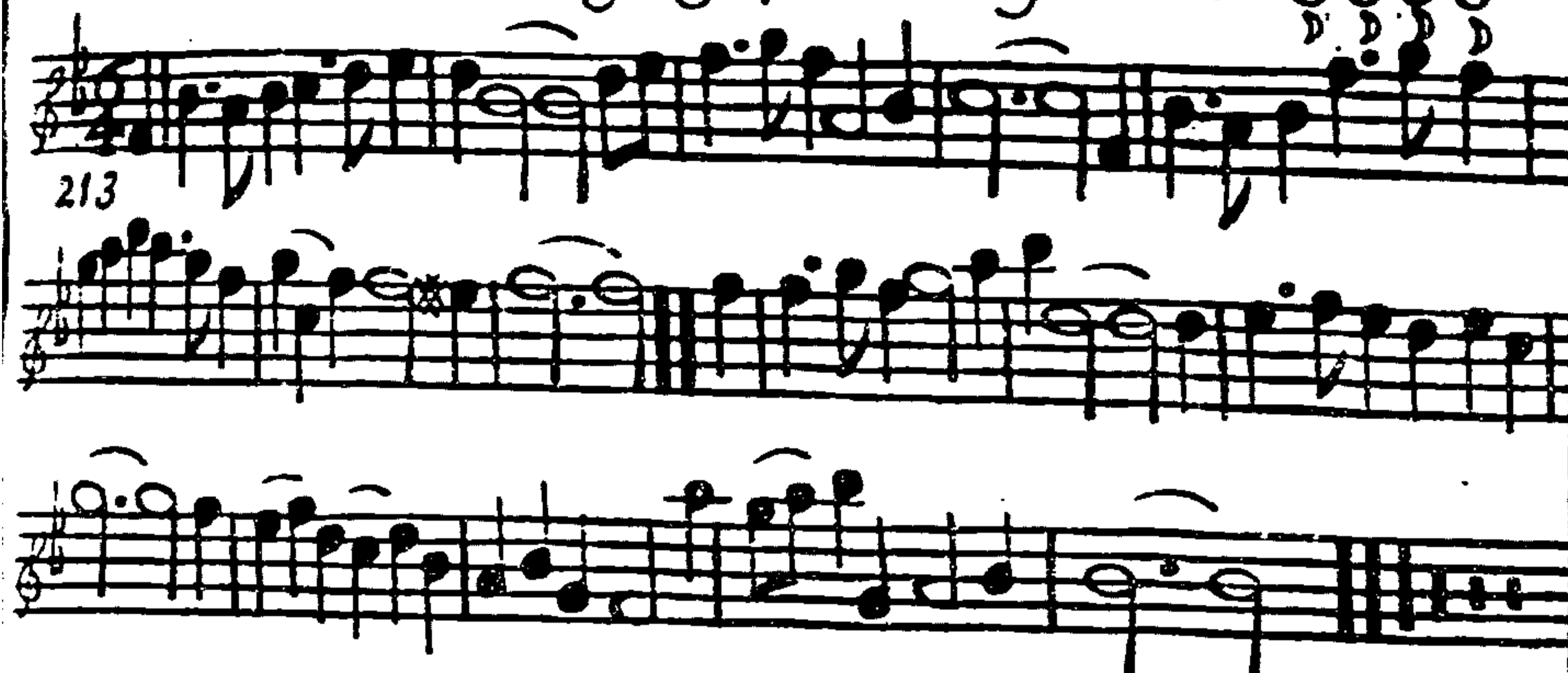
First Man turn right hands with the 2Wo. once round and left hands with his  
own Wo. once round: This ends the first Strain of the Tune.

Second Man turn left Hands with the 1st Wo. once round and right Hands  
with his own Wo. once round: This ends the Second Strain.

All four take Hands and go once round then each Cu. clap right and left  
Hands. then the 1st Cu. cast off into the 2d Cu. Place while the 2d Cu.  
leads up. This ends the third Strain.

**Cupid's Garden.**


Longways for as many as will. 101



The 1st Man go the Hey between the 2<sup>d</sup> and 3<sup>d</sup> Men into the 4<sup>th</sup> Man's Place, then the 1st Wo. do the same as the 1st Man did, then 1st Man back to back with his own Wo. and cast up into the 2<sup>d</sup> Place, then 1st Man cross over into the 2<sup>d</sup> Wo. Place, and 2<sup>d</sup> Wo. at the same Time cross over into the 1st Man's Place, then meet and sett, and cast off into the 2<sup>d</sup> Cu. Place, then go the half Figure into the 2<sup>d</sup> Cu. Place, and so turn their own, the rest doing the like.


**Bellamira.**

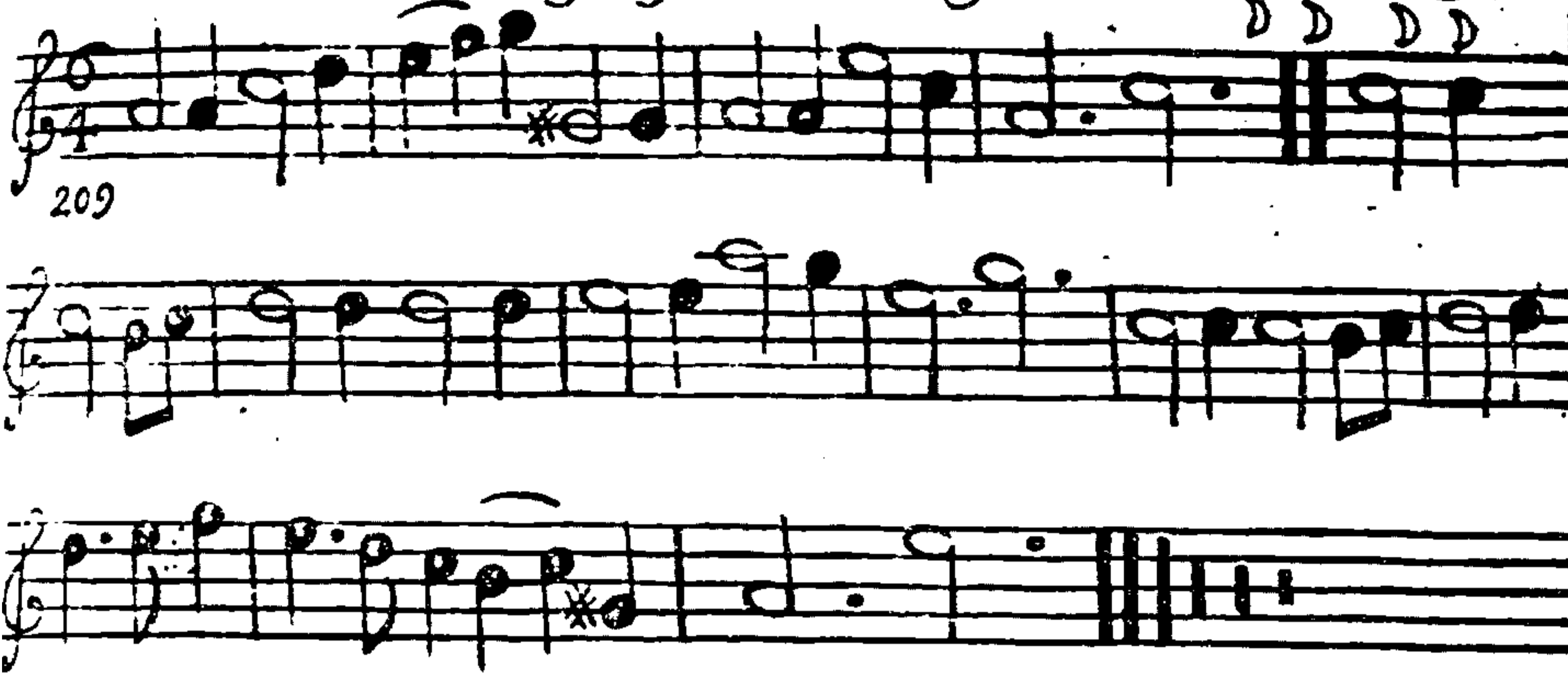
Longways for as many as will. 152 107



First Man take Hands with his Partner, and lead her down the Middle, the Man go on the Wo. Side, and the Wo. on the Man's, then 1st Man side with Foot and Elbow, the 2<sup>d</sup> Wo. and 1st Wo. side with Foot and Elbow the 2<sup>d</sup> Man, and turn Sides to their own Places.

Cross over with their Partners, and go round about the 1st Cu. 'till the 1st Man comes into the 2<sup>d</sup> Man's Place, and the 1st Wo. into the 2<sup>d</sup> Wo. Place, then 1st Man cross over with the 1st Wo. and 1st Wo. with the 2<sup>d</sup> Man, then all four clap Hands, and Hands half round and turn single.


**Cold and Raw.** Longways for as many as will. 




The 1st Cu. go Back to Back with their Partners, and the 2<sup>d</sup> Cu. do the same at the same Time.

The 1st Man take Hands with his Partner and turn her round the 2<sup>d</sup> Cu. doing the same at the same Time.

The two Wo. stand still, while the 1st Man goes round about the 2<sup>d</sup> Wo. into the 2<sup>d</sup> Man's Place, and the 2<sup>d</sup> Man goes round about the 1st Wo. into the 1st Man's Place then all clap Hands, then all four take Hands and go quite round, the Wo. doing the like.

**Daniel Cowper.** Longways for as many as will.  105



The two Men sett Sides, and the two Wo. do the like at the same Time, then both Back to Back with their Partners. The 1st Man turn the 2<sup>d</sup> Wo. with his right Hand, and so fall into their own Places, the 1st Wo. turn the 2<sup>d</sup> Man with her right Hand, so fall into their own Places, and then the 1st Cu. cast off into the 2<sup>d</sup> Cu. Place.

215

Honour to the Presence, then to your We. lead up forward and back, that again.

The 1st Cu. give right Hands to one another, then their Left to y<sup>e</sup> 2d Cu. and fall back, then Face to Face, then Back to Back with your own We. then the two We. cast off into their own Men's Places, and the Men follow them, making no Stop till they come into their own Places; then the two Men Back to Back, and the two We. Back to Back; the two Men put their right Hands across and turn the We. till they come into their own Places, and turn S. then the 1st Cu. cast off into the 2d Cu. Places, then into their own, and go the Figure of 8; then the Men take right Hands, and We. right Hands at the same Time, and turn round into the 2d Cu. Place, then turn your own Partners with your left Hand, and so on till you come into your own Places.

216

The two We. fall back, and the two Men fall back at the same Time, then all four meet, and Hands across half round, and fall back again, then all four meet, and Hands across, and go half round into their Places.

The 1st and 2d Man sett, the We. do the like, then the 2d Man cast off into the 2d Wo. Place, and the 1st Man cast off into the 1st Wo. Place, then the two We. sett and do the like; then both Cu. turn their own Partners, the 1st Cu. cast off, sett to their Partners, and turn their own Partners again, then the 1st Man sett to the 2d Man, and the 1st Wo. to the 2d Wo. then all four meet and clap Hands, and Hands quite round.



Honour to the Prefence, then to your own, lead up forward and back that again.

The two first Cu. fall back, then the 1st Cu. cast off round into the Middle, while the 2d Cu. leads up thro' the Middle and comes to the Outside, then all four being abreast, lead down and back again, then the 2d Cu. lead down between the 1st Cu. and cast off into their Places. then both Men cross over into the We. Places, and the We. into the Men's. This over again.

First Man turn right Hands with the 2d Wo. once round, the 2d Man turn left with the 1st Wo. once round.

First Cu. turn both Hands once round, and so down into the 2d Cu. Place, while the 2d Cu. cast up into the 1st Cu. Place.



Note, Each Strain is to be play'd twice over .

First Cu. lead down in the contrary Place, the 2d Cu. cast up at the same Time, and cross over. the 2d lead down as before. 1st Cu. cast up in their own Place. 2d Man go within side round his Woman into her Place, she turning single at the same Time into the 2d Wo. Place, she going round her Man at the same Time, he turning single into the 1st Man's Place. 1st Cu. lead thro' the 2d then the 1st Man's Place, then turn single all four, 1st Cu. cross over into the 2d Cu. Place, they leading up at the same Time, cross into their own Place.

Wooly and Georgey . Longways for as many as will .

Musical notation for 'Wooly and Georgey' in 3/4 time, featuring three staves of music. The first staff includes a key signature of one sharp (F#) and a time signature of 3/4. The notation consists of eighth and sixteenth notes with various rests and phrasing slurs. Above the first staff, there are four circles containing the letters 'D', 'D', 'D', and 'D'. Below the first staff, the number '223' is written.

Note, The first Strain is to be play'd twice and the last but once .

The 1st Cu. cast off and Figure in, the 2<sup>d</sup> Cu. do the same, then all four Hands half round and cast up, then back again and cast up, then 1st Man and 2<sup>d</sup> Wo. change Places, the other Cu. do the same, then sett all four and turn S. and lead thro' the 3<sup>d</sup> Cu. into the 2<sup>d</sup> Cu. Place, the rest do the same .


Mad Moll . Longways for as many as will .

Musical notation for 'Mad Moll' in 4/4 time, featuring three staves of music. The first staff includes a key signature of one flat (Bb) and a time signature of 4/4. The notation consists of eighth and sixteenth notes with various rests and phrasing slurs. Above the first staff, there are four circles containing the letters 'D', 'D', 'D', and 'D'. Below the first staff, the number '224' is written.

The 1st Cu. take Hands and draw into the 2<sup>d</sup> Cu. Place, the 2<sup>d</sup> Cu. at the same Time Hands to the 1st Cu. Place, then each Cu. Back to Back with their Partners ; The 2<sup>d</sup> Cu. do the same, which brings the 1st and 2<sup>d</sup> Cu. as they begun ; All four right Hands across half round, then left Hands across back again to the same ; Then the 1st Cu. cross over above the 2<sup>d</sup> Cu. to the 2<sup>d</sup> Cu. Place, then go the whole Figure, which brings the 1st Cu. to the 2<sup>d</sup> proper .

Hemp dresser.

Longways for as many as will.



Lead up all a D. forward and back. That again. First Man change Places with the 2<sup>d</sup> Wo. Then with the 3<sup>d</sup> Man. Then with the 4<sup>th</sup> Wo. Then with the 5<sup>th</sup> Man. Then with the 6<sup>th</sup> and so to the last.


As all. Lead up as before. As before, the Wo. doing it. All do this changing as before.

As all. That again. First Cu. crossover fall into the 2<sup>d</sup> Place. Cross again, fall into the 3<sup>d</sup> Place. Cross again, fall into the 4<sup>th</sup> Place. And so to the End, every Cu. doing the like.

As all. That again. Turn your own Wo. changing Places. Turn each the 2<sup>d</sup>. Turn each the 3<sup>d</sup>. Turn each the 4<sup>th</sup> and so to the last, the rest following.

Northern Nancy. Longways for as many as will.

162



Lead up all forward and back, the 1<sup>st</sup> Man and 2<sup>d</sup> Wo. go Back to Back, and fall into their own Places, the 1<sup>st</sup> Wo. and 2<sup>d</sup> Man do as much. The 3<sup>d</sup> Man take Hands and turn once and an half, and the 2<sup>d</sup> Wo. as much at the same Time, then turn your own. Do this to the last.





The 1<sup>st</sup> Man and Wo. cross over into the 2<sup>d</sup> Place, then cross over into the 3<sup>d</sup> Place. Lead up the Middle to the Top and cut off into the 2<sup>d</sup> Place, then take Hands and turn round. Do this Change to the last.





The Temple.



Longways for as many as will. 



The 1st Cu. figure thro' the 2<sup>d</sup> Cu. and turn Hands above  The 2<sup>d</sup> Cu. do the same  The 1st Man turn the 2<sup>d</sup> Wo.  The 1st Wo. the 2<sup>d</sup> Man  They cross over and go the Figure thro' the 2<sup>d</sup> Cu. being in the 1st Cu. Place, meet and set, and cast off, then 1st Cu. cast off and begin again.

De'il take the Wars. <sup>164</sup> Longways for as many as will.  113




The 1st Cu. cast off below the 2<sup>d</sup> Cu. and lead thro' the 3<sup>d</sup> Cu. and cast up into the 2<sup>d</sup> Cu. Place, the 2<sup>d</sup> Cu. being in the 1st Cu. Place, do the same  The 1st Cu. cross over below the 2<sup>d</sup> Cu. and go the Figure of 8, then lead thro' the 3<sup>d</sup> Cu. and cast up into the 2<sup>d</sup> Cu. Place, then lead thro' the 1st Cu. and cast off into the 2<sup>d</sup> Cu. Place, and turn your Partner 

Way to the Camp. Longways for <sup>100</sup>as many as will. ○○○○  
D D D D



The 1<sup>st</sup> Cu. cast off and lead thro' the 3<sup>d</sup> Cu. and cast up into the 2<sup>d</sup> Cu. Place. The 2<sup>d</sup> Cu. and lead thro' the 2<sup>d</sup> Cu. and cast off into the 2<sup>d</sup> Cu. Place. The 3<sup>d</sup> Cu. being in the 1<sup>st</sup> Cu. Place, do the same as before. All four take Hands and go quite round, the 1<sup>st</sup> Man cross over with the 2<sup>d</sup> Wo. the 2<sup>d</sup> Wo do the same, then right and left quite round till the 1<sup>st</sup> Cu. comes into the 2<sup>d</sup> Cu. Place.

Dampier. Longways for <sup>100</sup>as many as will. ○○○○ 111  
D D D D



All four sett to your Partners and turn S. and Hands half round. All four sett to your Partners and turn S. and Hands half round into your own Places. The 2<sup>d</sup> Man go Back to Back, the Wo. the same at the same Time. then Right and Left with your Partners quite round. The 1<sup>st</sup> Cu. go the Figure thro' into their own Places, then Right and Left with your Partners which brings the 1<sup>st</sup> Cu. into the 2<sup>d</sup> Cu. Place.

<sup>167</sup> The bonny grey-ey'd Morn. Longways for as many as will. ○○○○  
 D D D D

227

Musical notation for 'The bonny grey-ey'd Morn' consisting of four staves of music in treble clef, 4/4 time. The first staff begins with the number 227. The music features a mix of eighth and sixteenth notes with various rests and ornaments.

The 1<sup>st</sup> Man turn the 2<sup>d</sup> Wo. and come into his own Place, and cast off below the 2<sup>d</sup> Man, the 1<sup>st</sup> Wo. do the same. The 2<sup>d</sup> Cu. being in the 1<sup>st</sup> Cu. Place, do the same. The 1<sup>st</sup> Cu. being in their Places, cross over below the 2<sup>d</sup> Cu. and go the Figure, then lead thro' the 3<sup>d</sup> Cu. and cast up into the 2<sup>d</sup> Cu. Place, the 2<sup>d</sup> Cu. being in the 1<sup>st</sup> Cu. Place, do the same, the 1<sup>st</sup> Cu. casting off at the same Time.

<sup>168</sup> Young Sir Solomon. Longways for as many as will. ○○○○ 114  
 D D D D

228

Musical notation for 'Young Sir Solomon' consisting of four staves of music. The first staff is in treble clef, 4/4 time, starting with the number 228. The second staff is labeled 'Bass' and is in bass clef. The third staff is labeled 'Treble' and 'Bass' and contains two parts. The fourth staff is labeled 'Treble' and is in treble clef. The music includes various note values and rests.

The 1<sup>st</sup> Cu. meet and sett, and cast off into the 2<sup>d</sup> Cu. Place, then meet and sett, and cast up into their own Places. The 1<sup>st</sup> Cu. cross over below the 2<sup>d</sup> Cu. and stand still, the 2<sup>d</sup> Cu. being in the 1<sup>st</sup> Cu. Place, take Hands and turn half round, the 1<sup>st</sup> Man being in the 2<sup>d</sup> Wo. Place, and the 1<sup>st</sup> Wo. in the 2<sup>d</sup> Man's, and all four take Hands and lead below the 3<sup>d</sup> Cu. round, till the 1<sup>st</sup> Cu. comes into the 2<sup>d</sup> Cu. Place to their own Sides.

Apello and Daphne. Longways for as many as will. ○○○○  
D D D D

229

Musical notation for 'Apello and Daphne' consisting of three staves of music in 3/4 time. The first staff begins with a treble clef and a key signature of one sharp (F#). The music is a longway tune. The number 229 is written below the first staff.

THE two first Cu. meet and foot it, then turn back again into their  
Places and foot it. Lead to the Wall and back again. Cast off  
Lead thro' the 3<sup>d</sup> Cu. and cast up into the 2<sup>d</sup> Cu. Place, then go  
the whole Figure into the 1<sup>st</sup> Cu. Place. All four Hands quite  
round, Back to Back and turn Hands.

An old Man a Bedfull of Bones Longways for as many as will. ○○○○  
115

230

Musical notation for 'An old Man a Bedfull of Bones' consisting of two staves of music in 4/4 time. The first staff begins with a treble clef and a key signature of one sharp (F#). The music is a longway tune. The number 230 is written below the first staff.

Lead up all a D. forward and back sett and turn S. That again  
First Man lead down his Wo. between the rest a D. forward and back,  
then lead her to the lower End, and turn her and leave her  
Bring up the last Wo. in the same Manner. Then the last Man do the  
like, and fetch his own.

Sides all sett and turn S. That again  
This as before, only crossing both Hands in the middle

Arms all, sett and turn S. That again  
This as before, holding your Wo. by one Hand, and let her turn  
under your Arm, and kiss her

**Young Jemmy .** Longways for as many as will.  $\text{C}\text{C}\text{C}\text{C}$

Honour to the Presence, then to y<sup>r</sup> We. lead up all forward and back that again.

The Ist Man take his own Wo. by the left Hand, and cast off into the 2<sup>d</sup> Cu. Place the Man being on the Wo. Side, and the Wo. on the Man's, then the Ist Man take the 2<sup>d</sup> Wo. by the Hand, and lead her betwixt the other two, each casting off round, then into their own Places, they standing still while the other two do the same. Then the Men give their right Hands to their own We. then their Left to the next We. turning them off the 2<sup>d</sup> Time, then each Man sett to his own and change Places, then you are as you were at first, then the Ist Man change Places with the 2<sup>d</sup> Wo. standing Back to Back at a little Distance, the Ist Wo. and 2<sup>d</sup> Man do the same, all four clap Hands, and then take Hands and go round in a Ring, then Back to Back half, and turn your own half a Turn, and so on to the End.

**Bouzer Castle .** Longways for as many as will.  $\text{C}\text{C}\text{C}\text{C}\text{C}\text{C}\text{C}\text{C}$  118

Honour to the Presence, then to y<sup>r</sup> We. lead up forward and back that again.

Then the Ist Man cast off into the 2<sup>d</sup> Wo. Place, and 2<sup>d</sup> Wo. into the Ist Man's Place, and the 2<sup>d</sup> Man do the same in the Ist Wo. Place, then the Ist Cu. being in the 2<sup>d</sup> Cu. Place go the Figure of 8, and the 2<sup>d</sup> Cu. being in the Ist Cu. Place do the same, then Hands round and turn S.

Then the We. take right Hands, and the Men right Hands, and change Places, then change Places with your own, the 2<sup>d</sup> Cu. being in the Ist Cu. Place cast off, the other lead up in the Middle, and cast off into the 2<sup>d</sup> Cu. Place and meet, then cast off into their own Places again, and so lead down into the 2<sup>d</sup> Place. Do this to the End.

Ala Mode de France. Longways for as many as will. 175

231

Lead up a D. and back, this again ♪ Sett and turn single. This again ♪


First Cu. meet, take both Hands and fall in between the 2<sup>d</sup> Cu. each of you turn your Faces toward them and put them back, you meet the two Men and We. all four fall back and turn your We. So to all

Sides all to the Right and Left and turn S. This again ♪ Then fall all into one File, each Wo. behind her own Man, thus, ○ D ○ D ○ D ○ D Then Arms all with your own by the Right and Left and remain in the same Figure, then Men fall off to the right Hand, and We. to the left, fall back into the same Figure; then Men to the Left and We. to the Right, and back again into the same Figure, then the 1<sup>st</sup> Man fall into his 1<sup>st</sup> Place, and his Wo. the like, so the rest, one after another; then the 1<sup>st</sup> Man take his Wo. by the Hand, his left Hand to the 2<sup>d</sup> Wo. his Right to the 3<sup>d</sup> Wo. and so forward his Wo. doing the like on the other Side, until you all meet again in your Places.

A Soldier and a Sailor. Longways for as many as will. 116

232

The 1<sup>st</sup> Cu. lead between the 2<sup>d</sup> Cu. then cast up and go the Figure, then meet their own Partner a. Change, Sides, and cast off into the 2<sup>d</sup> Cu. Place. The 2<sup>d</sup> Cu. do the same ♪ The 1<sup>st</sup> Man turn the 1<sup>st</sup> Wo. with the right Hand and go into their own Places, the 2<sup>d</sup> Cu. do the same, then clap Hands with their Partners, and the 1<sup>st</sup> Cu. cast off ♪ Take Hands with your Partners, and draw aside Back to Back till you come into your own Places again, then lead thro' and cast off ♪


Four Pence Half penny Farthing **175**  
 or The Jockey • Longways for as many as will • 



237

Note, Each Strain is to be play'd twice over.

First Man sett to the 2<sup>d</sup> Wo. then fall back and turn once S. the Ist Wo. and 2<sup>d</sup> Man do the like, then Ist Man cross over with the 2<sup>d</sup> Wo. and Ist Wo. with the 2<sup>d</sup> Man, then Ist Cu. being in the 2<sup>d</sup> Cu. Place go the half Figure, and the other Cu. go the half Figure thro' then turn their own Partners.

**176**  
 Ladies of London. Longways for as many as will.  **119**



238

The Ist Man cross over and go into the 2<sup>d</sup> Wo. Place the 2<sup>d</sup> Wo. cast off at the same Time into the Ist Man's Place, then Ist Wo. cross over and go into the 2<sup>d</sup> Man's Place and 2<sup>d</sup> Man cross over and go up into the Ist Wo. Place.

The Ist Man and 2<sup>d</sup> Wo. cross over and 2<sup>d</sup> Man and Ist Wo. do the like, then all four Hands half round and turn single then clap Hands then Sides and turn single, then clap Hands with their own Partners and turn them single.

Black Jack Longways for as many as will.



233



Lead up all, and down. That again, sett to your own, and fall back. That again.

The Ist Man casts off and goes round the 2<sup>d</sup> Man and 2<sup>d</sup> Wo. follows him into their own Places, the Ist Wo. and 2<sup>d</sup> Man do as much. The Ist Cu. lead down the Middle and back again, then casts off into the 2<sup>d</sup> Place and foots it. Do this to the last.

The Ist Man take his Wo. in his left Hand, and the 2<sup>d</sup> Wo. in his Right, and lead to the Wall and back, then turn about and take the 2<sup>d</sup> Man and lead to the Wall and back. Take all Hands and go half round and foot it, go back again, the Ist Cu. cast off into the 2<sup>d</sup> Place. Do this to the last.

The Ist Cu. cast off into the 2<sup>d</sup> Place, take hands and lead up all a-breast and back. The Ist Cu. being in the 2<sup>d</sup> Place, take Hands and turn, the other Cu. to the Men, then they turn, and the other sett. Do this to the last.

Bonney Dundee Longways for as many as will.



234



The Ist Cu. take Hands and lead down to the 2<sup>d</sup> Man, then fall back, and all four turn S. then 2<sup>d</sup> Cu. take Hands and lead up to the Ist Wo. so fall back and turn S.

The Ist Man go round about the Ist Wo. into his own Place, and 2<sup>d</sup> Wo. go round about the Ist Man into her own Place, then Ist Wo. go round about the Ist Man into her own Place, and 2<sup>d</sup> Man go round about the 2<sup>d</sup> Wo. into his own Place, then all four Hands half round, so fall back, meet, and clap Hands, and turn your own.



Atropo Wells.

179 Longways for as many as will. ○○○○  
D D D D




239



The 1st Man take the 2<sup>d</sup> Man by the Hands and turn round into their own Places, then lead thro' between the two We. into their own Places again, the We. doing the like after, then the 1st Cu. cast off below the 2<sup>d</sup> Cu. and go Back to Back, then lead up between the lower Cu. and the Outside of the 1st Cu. so feet to your Partners, and cast off into the 2<sup>d</sup> Cu. place.

Essex Building.

180 Longways for as many as will. ○○○○ 120  
D D D D





240



First Cu. double Hands and turn down the Middle to the 2<sup>d</sup> proper, and then all four turn S. then all four Hands abreast, (the 1st Man on the Outside left and the 1st Wo. on the Outside right of the 2<sup>d</sup> Cu.) and lead to the Presence, then the 1st Cu. double Hands and turn to the 2<sup>d</sup> proper, then the 1st Cu. single Hands and lead up, and cast off to the 2<sup>d</sup> proper, then all four set their Backs, and take Hands and turn, till the 1st Cu. is 2<sup>d</sup> proper.

181

Valentine's Day. Longways for as many as will. 



Honour to the Prefence, then to your We. lead up all forward and back <sup>in</sup> aga

First Cu. lead up and the 2<sup>d</sup> Cu. lead down, then change Hands and meet, then the two Men take Hands, and likewise the two We. and lead to the Wall and back again, then the Ist Man and 2<sup>d</sup> Wo. change Places, and stand still till the Ist Wo. and 2<sup>d</sup> Man do the Like. then the two Men take Hands, and also the two We. and fall back from each other, then meet and cross over with your own Wo. then Ist Man and 2<sup>d</sup> Wo. meet and turn Back to Back, and then stand still till the Ist Wo. and 2<sup>d</sup> Man do the same, then all four clap Hands and turn S. and take Hands in a Ring and go quite round. Do this to the last.

Your own Places as at first, the other four doing the like

182

Hey Boys up gowe. Longways for as many as will. 



Honour to the Prefence, then to your We. Lead up forward and back, that again.

The Ist Man take his own Wo. and the 2<sup>d</sup> Wo. by their Hands, and go round till they come into their own Places the 2<sup>d</sup> Man standing still, then the Ist Cu. and 2<sup>d</sup> Man do the same, the 2<sup>d</sup> Wo. standing still, then fall back and turn single, then the two Men Back to Back, and the two We. Back to Back at the same Time, then the Ist Cu. clap Hands and cast off, the two Men clap Hands on their Side, and the two We. clap Hands on the other Side, and so on to the next.

Dull Sir John.

183

Figure Dance for eight

Musical notation for 'Dull Sir John' consisting of three staves of music in 4/4 time. The first staff starts with a treble clef and a key signature of one flat (Bb). The music is written in a simple, rhythmic style with many eighth and sixteenth notes.

The 1st Cu. lead in and cast off to  $\bar{y}$  Places  $\bar{y}$  Man going between the 2<sup>d</sup> Cu and  $\bar{y}$  Wo. between  $\bar{y}$  4<sup>th</sup>  $\bar{y}$  3<sup>d</sup> Cu. as much. The 2<sup>d</sup> Cu. as much and  $\bar{y}$  4<sup>th</sup> as much. The 1st and 3<sup>d</sup> Man Change Places a cross, their We. as much, Hands all four either round or cross and go round to your Places. The 2<sup>d</sup> and 4<sup>th</sup> Cu. as much. And fall  $\bar{v}$  last four,  $\bar{y}$  Men behind the We. The 4<sup>th</sup> and 2<sup>d</sup> Man standing behind their We.  $\bar{y}$  1st Cu. pass into the 3<sup>d</sup> Place,  $\bar{y}$  Man going between  $\bar{y}$  2<sup>d</sup> Cu. and  $\bar{y}$  Wo. between  $\bar{y}$  4<sup>th</sup> whilst the 3<sup>d</sup> Cu. lead right over and fall into  $\bar{y}$  1st Place, this back again to  $\bar{y}$  Places, the 1st Cu. doing as  $\bar{y}$  3<sup>d</sup> did and  $\bar{y}$  3<sup>d</sup> as the 1st, the 4<sup>th</sup> as much. Then  $\bar{y}$  1st and 3<sup>d</sup> Cu.  $\bar{y}$  S. Hey twice to your Places, the We. who stand before their Men leading it. The other four as much.

Men cast off and going on the outside  $\bar{y}$  own We. fall into each other's Place, We. as much, Men as much again, We. as much. First and 3<sup>d</sup> Cu. meet go about each other, We. back to back not turning your Faces, give right Hands to the co. We. and left Hands to your own and so stay in your own Places as at first, the other four doing the like.

King of Poland. Longways for us many as will

184

133

Musical notation for 'King of Poland' consisting of three staves of music in 6/4 time. The first staff starts with a treble clef and a key signature of one flat (Bb). The music is written in a simple, rhythmic style with many eighth and sixteenth notes. There are asterisks on some notes in the second staff.

Note Each Strain is to be play'd twice over.  
 First Man on his Womans side.  
 First Man take Hands with the 2d Wo. and change Places, 1st Wo. and 2d Man doing the same at the same time, cross over, all four Hands as before to your own and change Places, 1st Cu. lead up the Middle, and 2d Cu. cast off, cross over all four, right and left 'till the 1st Cu. comes into the 2d Cu. Place, 1st Cu. run the figure through the 2d Cu. and so turn your own.

185  
 Health. Longways for as many as will. 



249

honour to the Presence, then to y<sup>e</sup> We. lead up all forward and back, that again.

The 1<sup>st</sup> Cu. cross over with the 2<sup>d</sup> Cu. and Back to Back the 1<sup>st</sup> Man being on the Wo. Side, then the 1<sup>st</sup> Man Back to Back with the 2<sup>d</sup> Wo. and 1<sup>st</sup> Wo. Back to Back with the 2<sup>d</sup> Man, the 1<sup>st</sup> Man leading the 2<sup>d</sup> Wo. to the Presenc<sup>e</sup>, and the 1<sup>st</sup> Wo. with the 2<sup>d</sup> Man lead down at the same Time, then all four meet together and Hands right and left to the End.

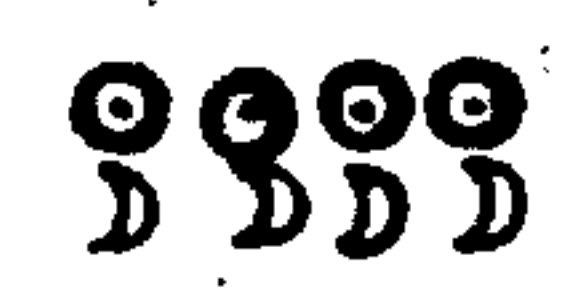
186  
 Valiant Jockey Longways for as many as will 



250

The 1<sup>st</sup> Cu. cast off below the 2<sup>d</sup> Cu. and go the Figure of 8, till they come to their own Places, then 2<sup>d</sup> Cu. cast up, and go the Figure till they come into their own Places, then the two Men take Hands and lead through, and then go about their own Partners into their own Places, then the 1<sup>st</sup> Cu. take Hands and lead through below the 2<sup>d</sup> Cu. and cast up again, then the two We. lead through between the two Men, then the 1<sup>st</sup> Cu. cast off below the 2<sup>d</sup> Cu. and lead up through, and cast off again.

Longways for as many as will

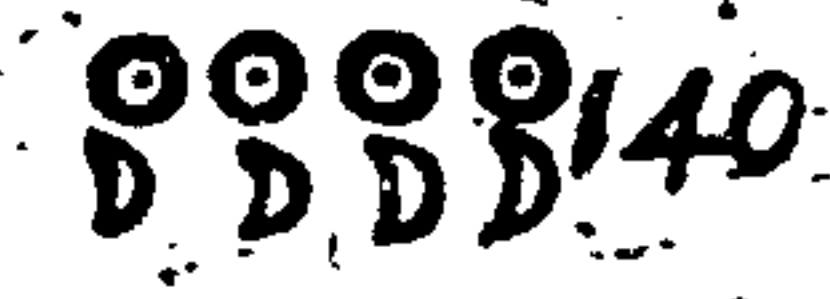


Up with Ailly

Musical notation for the first piece, consisting of two staves of music.

First Man take his own Partner with his left Hand, and the Man of the second Couple with his right Hand, so leads to the second Woman and falls back again, so cast off into the second Man's Place, the second Man turning up at the same time into his, and the two Women at the same time turning round single in their proper Places. The first Woman takes the second Man with her right Hand and the second Woman with her left, so leads to her Partner being in the second Man's Place, and falls back again, then cast off into the second Woman's Place, the second Woman at the same time turning up into hers, and the two Men turning round Single. The first Couple being in the second's Place, go Back to back, then cast up into their proper Places, the second Couple at the same Time turning down into theirs. All four take Hands and go clear round, then each Couple being in their proper Places, first Couple cast off into the second's Place.

Longways for as many as will. Samncy was tall.



Musical notation for the second piece, consisting of four staves of music.

Honour to the Prefence, then to y<sup>r</sup> Wo. lead up forward and <sup>(back.</sup> The 1<sup>st</sup> Cu. change places and go back to back, then cross over and meet below y<sup>e</sup> 2<sup>d</sup> Cu. and sett to one another. The 1<sup>st</sup> Cu. go the Figure of 8 round the Cu. above them and sett to one another, then the Man turn both Hands with the Wo. next above him once round, and his Wo. do y<sup>e</sup> like with the Man next below her. Then the 1<sup>st</sup> Cu. go the Figure of 8 round the Cu. below them, then meet and turn both Hands once, and an Half round.

Excuse me

Longways for as many as will

Musical notation for 'Excuse me' in 4/4 time. It consists of four staves of music. The first staff starts with a treble clef and a 4/4 time signature. The music is written in a single melodic line. There are some asterisks and other markings on the notes. The number '251' is written below the first staff.

First Man and Ist Wo. cross over and pass into the 2<sup>d</sup> Cu. Place, then take Hands and  
 round till the Ist Man is in the 2<sup>d</sup> Man's Place, and the Ist Wo. in the 2<sup>d</sup> Wo. Place  
 then the 2<sup>d</sup> Cu. do this over as the Ist Cu. did the rest doing the same. Then the  
 Ist Man and 2<sup>d</sup> Wo. meet and fall back, and turn S. and the Ist Wo. and 2<sup>d</sup> Man meet  
 and fall back, and turn S. Then the Ist Cu. cast off and go down on the Outside off  
 the 2<sup>d</sup> Cu. and go the whole Figure till the Ist Wo. comes into the 2<sup>d</sup> Wo. place,  
 and the Ist Man into the 2<sup>d</sup> Man's place, then the 2<sup>d</sup> Cu. cast off and go the whole  
 Figure of 8 between the Ist Cu. till they come into the 3<sup>d</sup> Cu. place, and slip up  
 the Middle till they come to their own places again, the rest doing the like.

Miller's Jigg

190 Longways for as many as will

Musical notation for 'Miller's Jigg' in 6/4 time. It consists of four staves of music. The first staff starts with a treble clef and a 6/4 time signature. The music is written in a single melodic line. There are some asterisks and other markings on the notes. The number '252' is written below the first staff.

First Cu. take Hands and 2<sup>d</sup> Cu. take Hands, then Ist Cu. change into the 2<sup>d</sup>  
 Cu. Place, and 2<sup>d</sup> Cu. into the Ist Cu. Place, then Back to Back with your own,  
 and come to your Places the rest do the same. This to the first Strain of the  
 Tune once over.

The Ist and 2<sup>d</sup> Cu. take right Hands across and go half round, then left  
 Hands across and go half round, and so Back to Back into their own Places,  
 then Ist Cu. cast off into the 2<sup>d</sup> Cu. Place, then all four take Hands and go  
 half round, then each Man cross over with his own Wo. and so into their  
 own Places again, the rest do the same. This to the Second Strain.

Cuckolds all arow.

For four or eight. 191



Meet all forwards and back ♪ That again ♪  
 Turn Back to back with the Co. We. faces again, go about the Co.  
 We. not turning your Faces ♪ Turn Back to back to your own, Faces  
 again, go above your own not turning Faces  
 Sides all with your own ♪ Sides with the Co. ♪  
 Men change Places, We. change Places, Hands all and go round ♪ We. change  
 Places, Men change Places, Hands all and go round to your Places ♪  
 Arms all with your own ♪ Arms with the Co. ♪  
 Men put y<sup>e</sup> Cu. We. back by both Hands, fall even on y<sup>e</sup> Co. side, Men cast  
 off to the Right, your We. following come to the same Place again ♪  
 Put them Back again, fall on your own Side, Men cast off to the left  
 Hand and come to your Places, the We following ♪

192 Longways for as many as will



The Fryar and the Nun.

141

Lead up Men a D. turn round, We. go up a D. and turn  
 single, We. go down a D. and turn single, Men down  
 and turn S ♪  
 The two uppermost Men fall back and turn single, We.  
 as much, changing over with your own Men, change We.  
 change at the same time, then change Places with his  
 own ♪ Do thus to all the rest following ♪  
 First and second Men change Places by both Hands,  
 We. as much, Men and We. meet sideways, turn all  
 single, Hands and go half round, turn single ♪

Jolly Breeze. Longways for as many as will. <sup>193</sup> ○○○○

Musical notation for 'Jolly Breeze' consisting of five staves of music. The first staff is numbered 289. The notation includes treble clefs, a key signature of one sharp (F#), and a common time signature (C). The music features a mix of eighth and sixteenth notes, often beamed together, with some rests and dynamic markings like asterisks.

Note, The first Strain is to be play'd twice, and the last but once over.

The 1st Cu. cast off and figure single thro' the 3<sup>d</sup> Cu. and cross up to the Top, and slip down the Middle into the 2<sup>d</sup> Cu. Place. The 2<sup>d</sup> Cu do the same. Then 1st Cu. take Hands and turn once round, and back again, then take Hands and lead through the 3<sup>d</sup> Cu. and cast up and lead thro' the 2<sup>d</sup> Cu. and cast off, and turn your Partner.


Friday Night Longways for as many as will. <sup>194</sup> ○○○○ 145

Musical notation for 'Friday Night Longways' consisting of three staves of music. The first staff is numbered 290. The notation includes treble clefs, a key signature of one sharp (F#), and a common time signature (C). The music features a mix of eighth and sixteenth notes, often beamed together, with some rests and dynamic markings like asterisks.

The 1st Man crosses Hands with his Woman and turns himself in her Place and cast off the 2<sup>d</sup> Cu. do the same, the 1st Cu. cross over below the 2<sup>d</sup> Cu. and cross over above again, then take your Partner by the Hand and lead through the 3<sup>d</sup> Cu. and figure a-top.



Monday Night and Sunday Morning. Longways for as many as will. ○○○○  
 D D D D




Lead up all a D. forward and back. That again. Sett. and turn S. That again.

First and 2<sup>d</sup> Cu. go about your own, not turning. First Men the like about each other, and We about each other. First Man and 2<sup>d</sup> Wo. change across. 1st Wo and 2<sup>d</sup> Man as much. Each change with his own sett. So forward, the rest following.

First Man lead his Wo. with his left Hand downward under the 2<sup>d</sup> Cu. Arms lead up again 2<sup>d</sup> Cu. coming under your Arms. First Man take the 2<sup>d</sup> Man by the left Hand with his right, cast off and come to your Places, We. do so at the same Time. Change Places with your own, Men change Places, We. changing at the same Time. Change each with his own sett. And so forward to the rest.

First and 2<sup>d</sup> Cu. meet, Men Hands, We. Hands, lead to the Wall. Meet again, take your own We. and lead from each other. Change with your own, Men change and We change at the same Time. Change again with your own, Sett. And so to the rest.

London's Loyalty. Longways for as many as will. ○○○○/48  
 D D D D



The first Cu. lead up, and the 2<sup>d</sup> Cu. lead down, then the Men lead out, the Wo. do the same, then sett all four and turn single. Then Hands half round and foot it, and back again, then lead thro' the 2<sup>d</sup> Cu. cast up, and cross over, then half figure, and lead thro' the 3<sup>d</sup> Cu. and cast up and turn.

Johnny cock thy Reaver. Longways for as many as will. 197


First Man and 2<sup>d</sup> Wo. take left Hands and turn quite round into their Places again, the 2<sup>d</sup> Wo. cast up above the 1<sup>st</sup> Wo. and go round below the 2<sup>d</sup> Man, while the 2<sup>d</sup> Man slips up into the 1<sup>st</sup> Man's Place, and the 1<sup>st</sup> Man at the same Time casts off into the 2<sup>d</sup> Man's Place, and 2<sup>d</sup> Wo. cast up into the 1<sup>st</sup> Wo. Place, while the 1<sup>st</sup> Wo. flips into the 2<sup>d</sup> Wo. Place, the other Cu. do the same Figure over. First and 2<sup>d</sup> Men lead between the 1<sup>st</sup> and 2<sup>d</sup> We. and go the Figure, which brings the 1<sup>st</sup> Man into the 2<sup>d</sup> Man's Place, and the 2<sup>d</sup> Man into the 1<sup>st</sup> Man's Place, then each Cu. as they now stand change Places with their own, and the two We. being now on the Men's Side lead thro' the two Men and go the Figure, and each Cu. take Hands and turn their own 'till they come into their Places again, the other Cu. do the same Figure over.

Irish Boree. Longways for as many as will. 198 146

The 1<sup>st</sup> Wo. cast off below the 2<sup>d</sup> Wo. and slip up the middle into her own Place, then the 1<sup>st</sup> Man go on the Outside of the 2<sup>d</sup> Man, and slip up into his own Place, then cast off below the 2<sup>d</sup> Man, and slip up the middle into his own Place again, then the 1<sup>st</sup> Wo. follow the 1<sup>st</sup> Man, and slip up the Outside of the 2<sup>d</sup> Wo. into her own Place. The 1<sup>st</sup> Man change Places with the 2<sup>d</sup> Man, the other two do the same, then all four Hands half round and cast off.

Spring Garden .

Longways for eight . 199



297



Lead up forward and back That again Four to one End and four to the other Hands  
half round and fall back from one another and  
change Places Men in the Middle and the Ends  
with their own This again Then all again .

Men change Back to Back and We . the like,  
change each with his own That again

Cast off at both Ends the 2<sup>d</sup> follow the 1<sup>st</sup> and the  
3<sup>d</sup> the 4<sup>d</sup> sett to them then meet and change Place  
with them First and 2<sup>d</sup> lead down the other up  
and change Places All this again .

Lead to the Wall forward and back Turn  
and change each with his own

First and last Cu . meet and the 2<sup>d</sup> and 3<sup>d</sup> fall  
back the Men Arm in the Middle and the Ends  
with their own This again Then all again .

Trenchmore . Longways for as many as will . 200



298



Lead up all a D . forward and back Cast off meet below  
and come up do so First Cu . go down under the 2<sup>d</sup> Cu .  
Arms the 3<sup>d</sup> Cu . come up under the 1<sup>st</sup> Do this forward  
and back or

First Man sett to the 2<sup>d</sup> Wo . then to his own then to the 3<sup>d</sup>  
Wo . then to his own then to the 4<sup>th</sup> Wo . then to his own  
and so to all the We . and Men then your Wo . do the same  
then arm them as you sett to them arming your own  
then your Wo . do the same .

Lead up again then turn your Wo . with your right  
Hand and the 2<sup>d</sup> Wo . with your left your Wo . falling as you  
turn till you come to your Place then your Wo . do the  
same you following her the rest doing these Changes .

**Thick Nell.** Longways for as many as will. <sup>201</sup> ○○○○  
 D D D D

**Christmas Cheer.** Longways for as many as will. <sup>202</sup> ○○○○  
 D D D D 147

293

Musical notation for 'Thick Nell' consisting of four staves of music in treble clef with a key signature of one sharp (F#) and a common time signature (C). The notation includes various note values, rests, and bar lines.

294

Musical notation for 'Christmas Cheer' consisting of four staves of music in treble clef with a key signature of one flat (Bb) and a common time signature (C). The notation includes various note values, rests, and bar lines.

The 1st Cu. lead up the 2<sup>d</sup> Cu. lead down at the same Time, and all four Hands quite round, then 1st Cu. cast off, and go the whole Figure, then clap Hands and lead up, and then clap Hands again and cast off into the 2<sup>d</sup> Cu. Place, and turn his Partner 'till the Tune ends.

Note, Each Strain is to be play'd twice over.

The 1st Cu. sett and cast off and take both Hands, 1st Man turn his Partner up the Middle, the 2<sup>d</sup> Cu. sett and turn round S. and stand still, the 1st Cu. sett and do the same, then the 1st Man follow his Partner quite round, then all four fall back, then meet, turn your Backs and clap Hands, then turn your Faces and clap Hands, then all four take Hands and turn quite round.

Charily and merrily.

Longways for as many as will.



299

Lead up a D. forward and back, sett and turn S. That again.

First Cu. change Places, sett and turn S. First Man lead your own and the 2<sup>d</sup> Wo. forward and back bring the 2<sup>d</sup> Wo. under your Arms, leave her and turn your own. do thus to the last, the rest following and doing the like.



Sides all, sett and turn S. That again.

First Cu. change Places, sett and turn S. First Cu. meet the 2<sup>d</sup> Cu. Lead each other's Wo. to each Wall, meet your own and turn them. Do thus to the last, the rest following.

Arms all, sett and turn S. That again.

First Cu. take both Hands, slip down between the 2<sup>d</sup> Cu. cross and turn each one of them with your right Hands, fall to your own Side in the 2<sup>d</sup> Cu. Place. Do thus to the last, the rest following.

Have at thy Coat Longways for as many as will. 150  
old Woman.



Lead up forward and back, sett and turn S. That again. First Cu. lead a D. forward and back to the 2<sup>d</sup> cross, and turn each the 2<sup>d</sup>, then turn your own in the 2<sup>d</sup> Place. Do this to the last, the rest following and doing the like.

Sides all, sett and turn S. That again. First Cu. cross over, and go behind the 2<sup>d</sup> and peep three Times, then turn your own in the 2<sup>d</sup> Place. Do this to the last, the rest following.

Arms all, sett and turn S. That again. First Cu. cross over and go btween the 2<sup>d</sup> then cross over again like the Figure of 8, falling into the 2<sup>d</sup> Place. Do this to the last, the rest following.

End of the First Volume.