



上海图书馆藏书



A541 212 0024 7303B

A Summary Study  
of  
MODERN MILITARY  
SCIENCE

*Translation & Commentary*


By

GEN. TAI CHIEN

中美合璧

兵學研究綱要

戴堅撰譯



同仇學社發行

# TABLE OF CONTENTS.

Page

## Introduction

### Section I. Tactical Principles and Doctrines.

CHAPTER	I.	Duties of Staff Officers	
		Part 1.—Doctrines—The Commander and His Staff .....	1
		Part 2.—Duties of General and Special Staff Officers .....	2
		Part 3.—Comparison of U.S. and Chinese Staff Functions .....	13
CHAPTER	II.	Estimate of the Situation .....	18
CHAPTER	III.	Standing Operating Procedure .....	20
CHAPTER	IV.	Orders .....	21
CHAPTER	V.	Intelligence .....	23
CHAPTER	VI.	Reconnaissance .....	26
CHAPTER	VII.	Terrain Appreciation .....	27
CHAPTER	VIII.	Security .....	30
CHAPTER	IX.	Troop Movement .....	31
CHAPTER	X.	Offensive Warfare .....	32
CHAPTER	XI.	Defensive Warfare .....	42
CHAPTER	XII.	Retrograde Movements .....	48
CHAPTER	XIII.	Mechanized Warfare .....	50
CHAPTER	XIV.	General Principles of Attack of a River Line .....	52
CHAPTER	XV.	Signal Communications .....	54
CHAPTER	XVI.	Army Medical Service .....	56
CHAPTER	XVII.	Pursuit .....	59
CHAPTER	XVIII.	Map and Aerial Photograph Reading .....	60

# 目 錄

頁 數

## 序言

### 第一篇 戰術原則與要旨

#### 第一章 參謀之職責

第一節 要旨—指揮官與其幕僚..... 1

第二節 一般參謀與特科參謀之職責..... 2

第三節 中美參謀業務之比較..... 13

第二章 情況判斷..... 18

第三章 標準實施規定..... 20

第四章 命令..... 21

第五章 情報..... 23

第六章 搜索..... 26

第七章 地形判斷..... 27

第八章 警戒..... 30

第九章 部隊運動..... 32

第十章 攻擊戰法..... 34

第十一章 防禦戰法..... 42

第十二章 轉進運動..... 48

第十三章 機械化部隊戰法..... 50

第十四章 河川攻擊之一般原則..... 52

第十五章 通信..... 54

第十六章 軍隊衛生勤務..... 56

第十七章 進擊..... 59

第十八章 地圖與空中照相之判讀..... 60

	<i>Page</i>
CHAPTER XIX. Training Methods for Combat Units .....	68
CHAPTER XX. Recovery, Evacuation and Salvage in Combat Zone .....	78
CHAPTER XXI. Troop Leading and Staff Functions .....	80

### **Section II. Forms for Staff Reports and Orders.**

Commander's Estimate of the Situation .....	Form 1 .....	95
G-2 Estimate of Situation .....	Form 2 .....	95
G-4 Estimate of Supply and Evacuation Situation .....	Form 3 .....	96
Tractical Study of Terrain .....	Form 4 .....	97
Complete Written Field Order .....	Form 5 .....	98
Complete Administrative Order .....	Form 6 .....	99
Intelligence Annex .....	Form 7 .....	101
G-1 Periodic Report .....	Form 8 .....	102
G-2 Periodic Report .....	Form 9 .....	103
G-3 Periodic Report .....	Form 10 .....	104
G-4 Periodic Report .....	Form 11 .....	105
Section Journal .....	Form 12 .....	106

### **Section III. Organization and Logistics.**

#### CHAPTER I. Organization

(I) School Type Army Organization in General Staff School .....		2 (III)
(II) Organization of GHQ Units .....		3 (III)
(III) Organizatios of Chinese Field Army .....		5 (III)
(IV) Organization of Chinese Army .....		7 (III)
(V) Organization of Chinese Division .....		10 (III)
(VI) Miscellaneoue U.S. Army Units .....		11 (III)

第十九章 戰鬥部隊訓練之法則 .....	68
第二十章 戰場武器器材之搶修，後送及救濟 .....	78
第二十一章 部隊指揮與幕僚業務 .....	80

## 第二篇 命令及參謀業務報告之格式

(格式第一) 指揮官之情況判斷 .....	95
(格式第二) G-2 (情報處) 之情況判斷 .....	95
(格式第三) G-4 (後勤處) 補給及後送之情況判斷 .....	96
(格式第四) 地形上之戰術研究 .....	97
(格式第五) 作戰筆記合同命令之格式 .....	98
(格式第六) 後勤合同命令 .....	99
(格式第七) 情報附件 .....	101
(格式第八) G-1 (人事處) 定期報告 .....	102
(格式第九) G-2 (情報處) 定期報告 .....	103
(格式第十) G-3 (作戰處) 定期報告 .....	104
(格式第十一) G-4 (後勤處) 定期報告 .....	105
(格式第十二) 陣中日誌 .....	106

## 第三篇 編制與統計

### 第一章 編制

第一 作戰人員訓練班假定之中國陸軍 .....	2 (III)
第二 陸軍總部直屬部隊 .....	3 (III)
第三 集團軍 .....	5 (III)
第四 軍 .....	7 (III)
第五 步兵師 .....	10 (III)
第六 其他美國陸軍部隊 .....	11 (III)

CHAPTER II. Troop Movements and Fire Power	
(I) Table of Road Space and Time Lengths . . . . .	21 (III)
(II) Fire Power Analysis . . . . .	22 (III)
CHAPTER III. Supply—Basic Data	
(I) General . . . . .	24 (III)
(II) Class I Supply (Rations and Forage) . . . . .	24 (III)
(III) Class III Supply (Fuels and Lubricants) . . . . .	25 (III)
(IV) Class II and IV Supplies . . . . .	28 (III)
(V) Class V Supply (Ammunition) . . . . .	31 (III)
CHAPTER IV. Supply of School Type Army Units	
(I) GHQ Units . . . . .	37 (III)
(II) Field Army . . . . .	43 (III)
(III) Army . . . . .	45 (III)
(IV) Infantry Division . . . . .	50 (III)
(V) Miscellaneous U.S. Army Units . . . . .	55 (III)
CHAPTER V. Characteristics of Materiel . . . . .	60 (III)
CHAPTER VI. Miscellaneous Data . . . . .	61 (III)
CHAPTER VII. Evacuation	
Casualties, Prisoners of War, Maintenance and Salvage Replacement . . . . .	63 (III)

## APPENDIX

Appendix I. Military Signs and Symbols . . . . .	1
Appendix II. Standing Operating Procedure . . . . .	16
Appendix III. Glossary of Military Terms . . . . .	19



第二章	部隊運動及火力	
第一	行軍長徑及通過時間表	21(III)
第二	火力分析	22(III)
第三章	補給—基本諸元	
第一	概論	24(III)
第二	第一類補給品(糧秣)	24(III)
第三	第三類補給品(燃料及滑潤油料)	25(III)
第四	第二及第四類補給品	28(III)
第五	第五類補給品(彈藥)	31(III)
第四章	補給—作戰人員訓練班假定之中國陸軍編制	
第一	陸軍總部直屬部隊	37(III)
第二	集團軍	43(III)
第三	軍	45(III)
第四	步兵師	50(III)
第五	其他美國陸軍部隊	55(III)
第五章	兵器性能	60(III)
第六章	其他諸元	61(III)
第七章	後送	
	傷亡，俘虜，保養及救濟補充	63(III)

## 附 錄

附錄第一	軍隊符號	1
附錄第二	標準實施規定格式	16
附錄第三	軍用名詞中英對照表	19

# 中美合璧 兵學研究綱要

## 序言

此次大戰，美國初期以其充裕之生產，供應聯合國之需要，然其當時保有之軍備，較之軸心國家，何啻天壤；及至珍珠港變作，乃奮起參戰！迄全球戰爭結束時，其間強弱迥異，勝負判然，擊敗兇悍之敵人，造成歷史上未有之輝煌戰果，寧非奇績！吾人今日緬懷故羅斯福總統，領導聯合國獲致戰勝，及美國軍隊以英勇無匹之行爲克敵殲場，對現代人類之幸福與世界未來之和平，均有莫大之貢獻；世界人士如展讀史書，當表無限之景佩與贊揚。

當珍珠港事變之時，美國太平洋艦隊，蒙受鉅大之損害，而國內之常備軍，僅十四萬餘人，此際對軸心諸國已告宣戰；戰火迫近金門。一方面須迅即組成龐大之軍事機構，建立強大之海陸空軍，以阻遏侵略之兇燄；一方面更須擴大生產，及將生產之物資輸送海外，以支持盟國之抗戰，此種救已援人，內外兼顧之工作，實極爲繁鉅與艱危，然而由北菲反擊，西西里攻佔，意大利崩潰；至諾曼第登陸，會師柏林擊潰德國，以及在太平洋上之阻遏攻勢，至逐島爭奪，以迄超越躍進，直迫日本本土，結束全球戰爭，獲得最後光榮之勝利，無不以綿密之計劃，與驚人之行動，達成預定之目標。

吾人研究此等偉大之成功，深知絕非偶然所倖致，探其主要原因，乃美國爲少壯民族，新興國家，具有自由前進之思想，無傳統之痼習，束縛其機敏之活力，同時教育普及，國民智識水準較高，國難當前，盡人知責，舉國一致，鵲的同趨，極度發揚其共同仇敵愾之精神，以此思想精神爲基礎，運用其昌明之科學，創造一切戰爭之工具，以雄厚之工業，供給戰爭所有之需要，如綜合言之，則可謂具有適應現代戰爭之新興兵學，故能運用一切有生與無生之要素，以導戰爭於勝利。

此等兵學上之成就，乃此次大戰美國最寶貴之收穫，吾人於此亦可窺知近代軍事文化之深湛，茲試就戰爭指導、戰略、戰術與戰鬥，分析言之。

戰爭指導——第一次大戰之後，世界兵學家，均知單純軍事，不足以言作戰，乃

A Summary Study  
of  
Modern Military Science

## *Introduction*

In the early stage of the War, the United States had, with her rich resources, supplied the requirements of the United Nations, although she was then far weaker in armament as compared with the Axis Powers. Nevertheless, she joined in the war when Japan attacked Pearl Harbour, and fought through to the end. During that period the strong and weak was distinctly judged. Eventually she overwhelmed her brutal and powerful enemy miraculously, a feat which was unprecedented in History. To-day, to the memory of the late President Roosevelt, who led the United Nations to victory, and to the United States Forces, who defeated the enemy on battlefields through out the world thus contributing enormously to the welfare of man-kind of this age and the future peace of the world, the people are paying unlimited admiration and exaltation.

At the outbreak of "PEARL HARBOUR", when the United States Pacific Fleet suffered tremendous losses, the United States had only one hundred and forty thousand odd regulars at home. However, war had already been declared on Axis Powers. Mars had come to knock at the Golden Gate. In the first place, she had to organize a gigantic military organization as well as to establish powerful Air, Navy and Ground Forces in order to stop the fierce flames of invasion. Secondly she also had to multiply her production, and transport them overseas to support the Allies in the war of resistance. These tasks of helping oneself and others, at home and overseas, were in reality a herculean task. However, a magnificent victory was gained from the counter attacks in North Africa, capture of Sicily, collapse of Italy, landing in Normandy, joint entry of Berlin up to the defeat of Germany in Europe and, from the repulse of Japanese advances in the Pacific, island-to-island operations and eventually to the attack on Japan Proper in Asia. All these events were accomplished through careful planning and well-timed actions.

In reviewing these successes, we are absolutely convinced that victory was not gained by chance. The principal reason is that the United States is a youthful nation, a new born country with advanced and liberal thoughts, lively energies and high standard of popular education. That made them realize their responsibilities during the very hour of national crisis. They were determined to march towards the same goal with one mind and spirit of fighting the common foe to the bitter end. With these ideas as the background, she applied modern science to create all kinds of War equipment and met all military requirements with large scale industrial production. Briefly speaking, this in itself is a new-born military science intended to meet all the requirements of modern warfare, by employing all kinds of animate and inanimate elements as guides to victory.

This accomplishment in military science is a valuable achievement of the United States in this war, from which we can realize the complicated nature of modern military culture. The author attempts to give the subject an analytic study in the following order; war directives, strategy, tactics and combat.

War directives ——— After World War I, military strategists of the world were convinced that warfare did not consist of military forces alone,

盛倡所謂總力戰，德國魯登道夫即爲倡此論調之代表（參閱筆者所譯之魯氏大戰回憶錄），此種理論，美國於此次大戰時已完全付諸實施：以美國此次動員之速與數量之大，可知其政治已配合戰爭之要求，由其軍費之浩繁，工業動員之廣泛與徹底，可知其經濟制度，已適合戰爭之需要；由其國民精神之奮發，及武器製造之精良，可知其文化已達到現代戰爭要求之標準；由聯合國機構之創立，與全球作戰行動之統一，可知外交運用上之成功；凡此種種，均以高度之科學方法，組織運用一切戰爭機構與工具，使政治、經濟、文化、外交均以軍事爲中心，集中發揮力量於前線；集有生與無生諸要素，總鑄爲現代最高典型之總力戰。

戰略——戰史上凡進行兩面作戰之國家，常易陷於窘境，亦爲兵家所最忌，惟此次美國不僅須以其軍隊與物資，作戰於兩個正面，且須作戰於多數之正面，發揮而爲世界戰爭之形態，此種作戰上之戰略指導，實爲艱鉅之工作，此次大戰，戰略上指導作戰之機構，乃以英美元首爲主體，匯合兩國參謀首長所組織之集團，一九四一年十二月，英首相邱吉爾，偕其海陸空軍首領赴美，與美國總統羅斯福及參謀集團會見，協定兩國共同之戰略方針，統一般人力與物力之分配，交換雙方之各項情報，其融洽完備，未有過於此者，當時會議之結果，乃決定先以軍力與資源擊潰德國，而後及於日本，其時國人對此固多非議，然爾後之事實，充分證明此項全球性戰略之成功，因當時英美力量，設不加強自西方壓迫，則蘇德戰況可能改觀，果爾則其後無法形成夾攻，將使德國鞏固全歐防禦，而無法擊破；又其後倫敦會議決定，向法國海岸發動牽制德國之『大鐵槌』（Sledgehammer）攻擊之決策；及北非登陸之火鉦（Torch）運動；卡布蘭卡會議決定，由空中向德國作巨大之戰略轟炸；與進攻西西里之『粗豪』（Husky）運動；華盛頓會議決定進攻德國歐洲堡壘之『統主』（Overlord）運動；及對日維持攻勢壓迫之決策，與重開中國通路之計劃；魁北克會議決定向南法進攻之『鐵砧』（Anvil）運動；開羅會議決定進攻緬甸之『資本』（Capital）運動；德黑蘭會議，重新解決『統主』運動各項技術上之問題；雅爾達會議決定擊滅納粹德之最後計劃；及對日總攻之Operation Olympic及 Operation Coronet 計劃，無論其已否實施，均屬戰史上空前之偉構，其付諸實施者皆如預定決策，獲得成功，此種聯合作戰戰略上指導之至當與妥善，誠史無前例。

戰術——此次大戰，美國在戰術方面之成功，尤蔚爲現代戰爭之大觀，其海空、陸空聯合作戰之完善；步空、步砲協同戰鬥之緊密；兩棲部隊、機甲部隊、快速部隊、空降與空運部隊等配合之密切；其戰術運用上，計劃之精，規模之大，運用之妙，方式之奇，誠無出其右，細按美國軍隊之戰蹟，則凡戰術所能有之空間時間，包括海洋、島嶼、叢林、沙漠、山嶽、城市、河川、卑濕地、冰雪地、熱帶、風季、雨季等，及各種季節時日，無不有美國軍隊之活躍；且戰無不勝，攻無不克，要非其戰術上之成功，曷克臻此！

but a combination of all elements. That was what Ludendorf of Germany called "Total War". (See Ludendorf "The Memory of World War I", translated by author). The United States has completely applied this theory in this war. Her rapid and large scale mobilization have shown the coordination between politics and war demands. The availability of enormous military funds and the thoroughgoing character and large scale industrial mobilization indicated that her economic system had met the requirements of War. The vigorous spirit of her citizens and skilful manufacturing of weapons, have proved that her culture had reached the standard of modern warfare. The seating up of United Nations Organs and centralization of all military activities throughout the world indicated the success of her diplomatic dealings. All these were organized with scientific methods and applied to war command and equipment, centralizing politics, economy, culture and foreign policy under military requirements. In other words, the United States conducted a war of totality in the most efficient manner.

Strategy ——— History of this war has convinced us that any country which fought on two fronts would be placed in a very precarious position, which would have been strictly forbidden by military strategists. But the United States had not only engaged her armies and materials on two fronts but throughout the world. It was really an enormous and difficult task. In this War strategic operation and directives were planned by Leaders and the General Staffs of Great Britain and the United States. In December, 1941, Mr Churchill, the British Prime Minister, brought with him Air, Naval and Ground Force Leaders to the United States to confer with President Roosevelt and his Staffs and formed a common strategy. This agreement established the system of exchanging information and centralized the distribution of man-power and materials. The conference ended in complete harmony unequalled in history. It also decided to defeat Germany first with all the forces and then Japan. Facts later proved that this was a great success, because if U.S. and Great Britain did not concentrate their forces on the west, there might have been some change on the Russo-German front, which would give a chance to Germany to strengthen her fortresses in Europe, and the attack from both sides would have been in vain. So later London Conference decided on the "Operations Sledgehammer" and "Torch" for the landings on the French Coast and North Africa respectively. Casablanca Conference decided on the gigantic air bombing of Germany and "Operations Husk" for the attack on Sicily. Washington Conference decided on the "Operation Overlord" for the attack on German European Fortresses and to maintain the offensive on Japan and to reopen the road to China. Quebec Conference decided on the "Operation Anvil" for the attack on Southern France. Cairo Conference decided on the "Operation Capital" for the offensive in Burma. Teheran Conference solved the technical problems of "Operations Overlord", while the Yalta Conference decided on the final plan for the defeat of Nazi Germany and also the "Operations Olympic" and "Cornonet" for the main attack on Japan. All these operations no matter whether they were partly or fully carried out, were great successes unparalled in history.

Tactics ——— Tactical Successes of U.S. in this War set a good example for modern warfare. They showed the perfection of Air-Sea-Ground combined operations; the cooperation and coordination of field artillery, amphibious, armored and air borne troops. In the employment of tactics, planning, the scale and methods used were to the greatest advantage. Space and time that could be used by tactics such as oceans, islands, forest, deserts, mountains, cities, streams, swamps, snowy grounds, tropical wind and monsoons, have all been utilized by the U.S. Forces triumphantly and successfully. These also proved that it was a tactical success.

戰鬥——美國軍隊，不僅有使用機械與新兵器之技巧，且證明其為最英勇善鬥之民族，以視向所推崇之日耳曼，及太和民族之善鬥慍悍，有過之而無不及，其愉快而活潑，幽默而生動，以運動競賽之精神，奔赴戰鬥之氣慨，舉世尚無與其儔，德日素以統制思想，軍國民教育，窮兵黷武，睥睨於世，而美英竟以自由思想，放任教育，體育精神，運動道德，運用於戰場，竟能凌駕而戰勝之，則世界未來軍事教育，對於戰鬥精神之培育，深值吾人之研究。

西諺有云：『勝利即真理』，此次聯合國之勝利與美國在作戰上之成功，舉世共稱，非待吾人譽之以增其榮，茲惟欲揭揚其精要，促國人正視現實，迎頭趕上！且抗戰後期，國軍以一部裝備美械，並於印緬及我國西南舉辦各種訓練，使瀰漫於世界之美國軍事思潮，已予中國軍事以重大之刺激，爾近英美軍事合作，殆形成世界兵學上之主流，而中國未來之整軍建軍，當受其重大影響，故須及早研究，俾能予以適當之抉擇。

惟吾人今日雖目擊美國兵學之新奇，而對我國古代之兵經，亦不可忽視，以自失信心。蓋兵學上之原理原則，甚少受時間地域之限制，僅於舊原理中，實以新內涵，舊原則中，予以新運用，今日國中研究兵學者，常喜引用外國兵書以自詡，而筆者與外人交遊及聆其學術講演時，彼等亦極喜引用中國古代兵學之名句，尤以孫子一書，殆為世界兵學所珍視，美國坊間，亦多逐譯，故吾人今日應本於中國兵學之淵源，吸收世界兵學之新知識，針對國軍之現況，以創造中國新興兵學之基礎，此則本書譯出，或可供參攷。

新興之兵學，創制新興之戰法，基於新興之戰法，建立新興之軍隊，此種軍隊之運用與指揮，必賴新興之軍事機構，此種機構之內部組織與運行，為一種新業務，美國在此次大戰中，直接動員一四，〇〇〇，〇〇〇人，其軍隊與物資，遍佈於世界各戰場，每一戰役，皆有美國之海陸空軍，及交通運輸等勤務部隊參加，其兵力物資之分配，時間空間之計算，繁劇複雜，不堪設想，且歷次戰役，不僅須顧及本國之軍隊，且須使聯合國之軍隊，一切裝備供應周密完善，並集中處理於一元化指導之下，絕不容有毫厘之外訛，自兩國參謀首長會議以至各級統帥部，及服行任務之部隊，無不脈絡一貫，運用靈活，此種新機構之組成，與新業務之執行，可於本書中窺其涯岸。

我國國防部之成立，即鑒於現代戰爭之單元化，而將陸海空軍及後方勤務，置於一新機構中，此實為適應時代之賢明措施，以軍政與行政連繫，使兵員物資軍費，取得協調；以軍令直接轄於最高統帥，使作戰行動，不受牽制，惟由此種新機構，所產生之新業務，當在實驗與改進之中，為保障建軍建國之必成，國軍將校，實有從本書中研究學習之必要。

復次，國軍編制，外應國際潮流之影響，內度抗戰前後之經驗，當有所革新，其野戰軍各級司令部之機構與業務，自不能適用過去之成規，本書關於一般幕僚及特科

Combat——United States Forces have not only used machines and new weapons skilfully but also proved themselves a brave and powerful people. They are gay and bright, humorous and vivid. Their superior liberal education and competition, sportmanship overwhelmed the war-like Teutons and Nippons (Japanese), who were known for their methods of military regimentation and education of their peoples. Thus we can see that it is worthwhile for us to study how to develop fighting spirit in the military science of the future.

A foreign saying has it that "Victory is Truth". Everybody throughout the World is praising the successes and victory of the United Nations. It is our job to decimate these great events to our people and let them realize the importance of utilizing such information to our advantage. In the last stage of the War, a part of our forces were equipped with U.S. weapons and trained with their methods in India, Burma and South-West China and we were very much impressed by their military ideals. Now that U.S.-British military cooperation will dominate the thoughts in military science of the world for sometime to come it will be deeply reflected in the future military reorganization of our own country. We must study this carefully so as to be in a position to know which to adopt to our own advantage.

To-day, while facing this new military science of the U.S., we must not neglect our own military classics and lose our self-confidence. The principles and rules of military science are not limited by time and area. We only seek to find new contents for these old rules and to improve on their employment. Military strategists in the U.S. and China are both very fond of quoting each other. For instance the book "Son-Tze", is very much honored and has lots of translations in the United States. So, we should study our own military science and adopt new knowledge from the World War and, basing on the present situation of the Chinese Army, to create a foundation for the New Military Science of China. This book when translated, may be used as a reference for that purpose.

A new military science creates new strategy and tactics upon which the new Chinese Army will be established. The employment and functioning of this army must depend on a new military command. The United States mobilized 14,000,000 men in this War and distributed them to all battle-fields with careful calculation of time and space. She has only not attended to her own troops but also attended to the perfection of equipment and supplies of the Armies of the United Nations and placed them under a unified command in clock-like manner. From General Staff Conferences, theatre commanders to task forces missions were carried out in a most cooperative manner. This book will attempt to give its readers a glimpse of the organization of this new command and the execution of its missions.

The setting up of the Ministry of National Defence in China is based on the singularism of modern warfare. Putting Air, Navy, Army and Service Forces under one Command, with the coordination of the military and civil administration to develop resources and procurement of military funds, is in reality a wise move at the moment. The Supreme Commander has direct control over military orders and enjoys the freedom of operational activities. Officers of the Chinese Army are required to read this book during this stage of experimentation. They should try to improve the functions of the new command so as to make the reorganization of the Chinese Army a success.

As a result of our experience gained in the world war and our own experiences before and after our War with Japan, there should be a definite policy for the reorganization of the Chinese Army. The old functions and

幕僚之職務，亦經闡明列入，足資借鏡，至於有關我國整軍建軍編制裝備之研究，軍事學制改革等，所需之資料，本書所載亦足資採擇與啓發。

今日之兵學，以世界交通之發達，通信之迅捷，偶有新知，即立播全球，爲國際公有，無復存國界畛域之分，其中雖有一部份，如新武器之研究與發明，欲極度保持秘密，亦勢不能保持於久遠，故今日之研究兵學者，應力求直接攝取世界之新知，以得風氣之先聲，故修習外國語文，實爲研究必要之工具，我國戰前對美國軍事學術，尙少直接廣泛之接觸，時至今日，吾人對世界仍未敢侈言和平，對民族國家獨立自由之捍衛，尤賴新興國防軍之建立。今後應如何抉取國外之知識，充實本身之研究，誠有待吾人之急起直追，困知苦學，本書爲應此需要，乃用中英對照刊印，一以提供兵學研究珍貴之資料，一爲袍澤修讀英文之教材。

本書爲美方在我國主辦作戰人員研究訓練班（General Staff School）編譯美國陸軍典令原則與要領，一部份技術上之統計，與現代戰爭術與技術之研究，編纂而成，筆者益以個人研究之所得，附爲導論，以提示其特點，并與我國現況及一般見解，比較論述，期竭盡棉力，以求有助於袍澤！

三十五年六月筆者於東京，目擊維新百年，毀於一旦——日本帝國軍民之現況，遠東法庭戰犯諸酋就鞠之頹容，以及憑弔廣島長崎原子彈轟炸之遺痕，與觀摩雄踞三島美國海陸空軍之盛況，觸目驚心，怦然有感，歸國後，復由越南率師返滬，航程萬里，碧海無波，清晨隨旭日東升，與士卒操作之餘，思有以自遣，乃發舊篋，得此手冊，初不過試爲遙譯，以溫故學，及後進軍蘇北，刁斗聲催，午夜巡營，長宵策劃，於靜待狀況之變化，督促部屬之行動中，每得少許時間，繼續成章，復得陳企良同志爲譯註單字，編譯字彙，楊侃同志助理清繕，編輯中文字彙，丁劍歐馬建新兩同志爲筆錄序言及各編之導論，使本書早日殺青，得成完璧，茲爲應將校之請，特由陳企良同志賡以付印并負校對全責。諸同志於冰天雪地，戰場推輻之中，伏地呵手，奮力作書，以速本書之問世，讀此書者，其思予以誌謝乎！

戴 堅

中華民國三十六年一月十一日書於南京



command of field commands are not adaptable anymore. However, the functions of General and Special Staffs and those concerning the study of Army reorganization and that of our military system are all included in this book, which can be used as references.

To-day with the rapidity in the means of communications, a new discovery of military science will be immediately known throughout the world. Though some of them may try to keep in secret of some research work and the discovery of new weapons, yet it could not be kept long. It is still too early to talk about world peace. In order to obtain more new knowledge of the World, the study of foreign languages is desirable for strategists of this Age. Formerly we have very little contact with U.S. military courses but to-day we must catch up with them and acquaint ourselves with their knowledge in order to establish a new national army to defend the freedom and independence of our Nation. With this in view and in order to meet these requirements, this book is published both in Chinese and English, which can be used both as reference and reading material for the study of English.

This book is based on the technicality of modern warfare, technical statistics and on the Regulations and Outlines of U.S. Army Manual translated by the General Staff School operated by U.S. Forces in China. The author also included in this book the result of this research work on this subject as well as a general explanation of the present situation in China, which may be of some help to our Army Officers.

In June 1946, while I was in Tokyo, I was very much impressed by the present condition of defeated Japan, the embarrassed leaders of War Criminals in the Far East Court, the ruin of Hiroshima and Nagasaki and the grand appearances of the U.S. Air, Navy and Ground Forces, these observations prompted me to write this book. After return to China, I took advantage of the time while shipping my troops to Shanghai from Indo-China, later garrisoning Northern Kiangsu and making use of brief vacation, I finished this translation and comments. Finally I am very sincerely to extend thanks to Mr. Chen Chi-liang, Mr. Yang Kan, Mr. Ting Chien-au, and Mr. Ma Chien-sin who all contributed enormously in the completion of this work.



Maj. Gen. Chinese Army.

January 11th, 1947. Nanking, China.

# 第一篇

## 戰術原則與要旨

### 導論

近代兵家對「戰術」係屬藝術，抑屬技術之問題，論訟紛紜，莫衷一是，吾人衡考戰史，在第一次世界大戰以前，中外戰爭，名將輩出，當時指揮官常憑個人之天才，指導作戰，其中或因其慧眼，窺破好機，當機立斷，因利乘便；或賭生命，冒險犯難，蹈瑕抵隙，出奇制勝，以致造成赫赫之戰績，克奏作戰之膚功，凡此種種，端賴指揮官之天賦靈感、才能、勇氣等品質，故作戰指揮可視為一種藝術上之創造；惟自此次世界大戰之景象觀之，則因兵器之極度進步，作戰推演更形速迅，戰爭形態已進至高度科學化，指揮官對於部隊指揮，必須將其裝備、火力、運動、補給等項，綜合各幕僚之意見，作精密之計算與較量，此種思維之邏輯與衡量之技巧，均有一定之「規矩」可循，而純為一技術上之運用，準此以推論未來戰爭，可斷言今後戰術之研究，將從屬於技術之領域。

美國部隊之指揮機構，即充分現示此種技術上運用之色彩，如本篇第一章所述參謀之職責，即係條舉參謀幕僚之組成并詳示其職責，以為實施之準據；其情況判斷，標準實施規定，命令各章，均為參謀業務實施之一種技術上範式，如情況判斷中所規定之判斷時機、判斷要點，標準實施規定中所列舉之戰鬥組編成、戰術事項之規定、通信實施等，及命令一章中所列之敵情、任務、決心、下屬部隊戰術任務等項，均為參謀業務技術上之標準化規定，一如數學上之公式與工程師之藍圖，凡經此訓練者，均可依式推求，按圖索驥，所得之結果，自屬合理，而技術上之運用，尤為簡便，以視過去一般參謀業務，組織機構上下不一，職掌區分各不相同，其業務運行，尤屬因人而異，各行其是，互不相侔，故如仍墨守成規，則將無以適應現代戰爭指揮上之要求；我國抗戰勝利後，有鑒及此，乃有國防部之設立，對幕僚業務之整理，煥然一新，指揮機構之組織，自將趨於一致，業務運行亦應隨之而納入正軌，我將來國防新軍之建立，欲抵於成，殆即以此為其基礎。

次關於各種作戰指揮，本篇各章，均有詳細之闡述，為戰術運用技術上之一準繩，如警戒之區分為一般前哨，戰鬥前哨及明示其所負之任務；攻擊中之部隊區分、協同方法、砲兵支援任務、攻擊目標等之規定；防禦中之警戒部隊、主陣地帶、團預備隊陣地線、後方地境線等之縱方向區分，及戰鬥地境線、協火點等橫方向區分之規定；河川攻擊中渡河點之選定、橋頭陣地之佔領、攻擊波之區分、目標之指定等項規定；其戰術運用，均有其技術上之標準方式，指示明確，應用甚為簡易。

部隊指揮與幕僚業務一章，係就團攻防各時期，中下級指揮官及其幕僚之業務實施，區劃詳明，分工合作，吾人於此可明瞭某一階段中各員應服行之任務，職責分明，事權統一，為美國陸軍部隊指揮業務之標準範例，如與第一章所述師以上之指揮業務，貫通融會，即可明瞭美軍各級指揮機構業務運行之全貌，對吾人之研究，裨益良多。

總之：現代戰爭，為科學之戰爭，故軍隊之指揮，亦為一技術上之運用，各級指揮機構之業務，執行時係分工合作，連繫緊密；運用時又經分綸合，互相協調，美軍以此方式，進行全球性之戰爭，調度靈活，儼如一體，足至獲得輝煌之戰果，吾人深望今後國軍應用此新興之原則與法則，發揮最高度之效率，完成現代化軍隊之建設，以期於未來戰爭中，贏得勝利！

# 第一章 參謀之職責

## 導 論

『運籌帷幄，決勝千里』。此爲我國軍事幕僚之理想要求，而時至今日，作戰指導，日趨繁鉅，絕非個人或少數人員所能負擔，必賴有一整個健全之機構。此種機構，因戰爭形態之演進，其組織既形複雜，而又須嚴謹，此種相反而又需相成之要求，即爲現代戰爭指揮機構之重要課題，爲吾人所必須研究者。

此次戰爭，美軍將軍隊指揮之業務，區分爲人事、軍事情報、作戰及訓練、補給及後送四大項，選拔優秀及經專業訓練之人員擔任，運籌策劃，分工合作，處理一切業務，以輔助指揮官達成作戰指揮上一切要求，由此次作戰，美軍在作戰指揮上之成就，可見此種機構通用之效果，吾人於此，願進而分析論之。

戰爭之要素，分有生（有形）無生（無形）兩種；有生要素，其主要者爲人，關於人之運用，由人事部門（G-1）（S-1）負責；無生要素，包括作戰運用之一切物質，此部門各項業務，由補給與後送部門（G-4）（S-4）負責；二者，自最高一般幕僚，以迄最小之單位，均有其整然之系統。

其次，戰爭之實施，乃雙方『力之搏擊』，而力之審度，爲作戰指揮上之重要要求，故『知己知彼，百戰不殆』，誠爲千古不磨之定理，此項『知己』之業務，由作戰及訓練部門（G-3）負責，『知彼』之業務，由軍事情報部門（G-2）負責，此亦自最高統帥部以至最低單位，均具有同型之機構與人員，故美軍幕僚組織，對於戰爭本質之無生兩要素，及戰爭實施，知己知彼之工作，均有其上下同型，脈絡一貫之專設部門，其機構之健全，組織之嚴謹，業務之靈活，迥非其他方式所能及。

惟通用此種機構，最主要之條件，在能充分發揮分工合作之精神，因各部門本管業務，均屬專門，必須合而用之，始能發揮其效果，如互相柄鑿，各不相侔，則亦無所裨其力，故在此機構中，各幕僚本身之修養，須有此種新認識，此足爲吾人之借鏡。美軍幕僚，均爲指揮官顧問及助手，處理一切業務，執行其一部指揮權，故各個幕僚，均須有『樂於負責，勇於任事』之精神，美軍幕僚，對部隊之執行命令與實施一切業務，均有監督考核之職責，此種積極性質，尤爲運用此種機構之神髓，此類職權之養成，在我國部隊似尙未習慣，亟宜從速養成，以適應此機構運用之要求。

我國在抗戰中，軍事機構各級司令部之組織是否劃一，業務是否連繫，運用是否靈敏，殊值吾人作深切之檢討，現國防部之組織，即依上述原理組成，而我國陸軍團之編制，亦設有作戰、情報、供應各組，今後整軍建軍，究應如何取捨，自應詳加考慮，是則本篇所載之資料，當可供參考也。

# CHAPTER I. DUTIES OF STAFF OFFICERS.

## PART 1.—DOCTRINES—THE COMMANDER AND HIS STAFF.

(UNITED STATES ARMY DOCTRINE.)

### 1. Command Responsibility.

(a) The commander alone is responsible to his superior for all his unit does or fails to do. He cannot shift this responsibility to his staff or to subordinate commanders.

(b) All orders from a higher to a subordinate unit are issued by the commander of the higher unit to the commander of the subordinate unit.

(c) In order to expedite<sup>1</sup> the execution<sup>2</sup> of orders and to promote teamwork between units a commander may authorize the staff officers to communicate directly with the staff officers of other units as to the detail of the orders issued or received. Communication between such staffs when used should be arranged preferably<sup>3</sup> by the commanders concerned.

### 2. Definitions on General Functions of the Staff.

(a) The staff of a unit consists<sup>4</sup> of the officers who assist the commander in his exercise of command.

(b) The staff secures and furnishes<sup>5</sup> such information as may be required by the commander, prepares the details of his plan, translates his decisions and plans into orders, and causes such orders to be transmitted to the troops. It brings to the commander's attention matter which requires his action or about which he should be informed, makes a continuous study of the situation, and prepares tentative plans for possible future contingencies<sup>6</sup> for the consideration of the commander. Within the scope<sup>7</sup> of its authority, it supervises the execution of plans and orders and takes such other action as is necessary to carry out the commander's intentions.

### 3. Classification of Staff Officers.

The staff of a Division or larger unit may be subdivided into two main groups.

(a) A General Staff Group organized so as to include all functions of command and composed<sup>8</sup> of officers of the General Staff Corps and officers detailed as their assistants.

(b) A Special Staff Group consisting of all staff officers assigned, attached, or who have duties at the Headquarters and are not included in the General Staff Group. It includes certain technical specialists<sup>9</sup> and heads of services.

(c) In units smaller than a division the same officers frequently perform<sup>10</sup> duties of both general and special staff nature; consequently there can be no definite subdivision of such staffs into general and special staff groups.

### 4. Organization.

The organization of a staff is based upon the duties of the commander. The duties of all commanders can be divided into four principal functional groups as follows:—

Personnel.

Military Intelligence.

Operations and training.

Supply and evacuation.

These four subdivisions of command duties, under a co-ordinating head, exist<sup>11</sup> in the staff of all units. The co-ordinating head is the Chief of Staff in the divisions and higher units (executive in brigades and smaller units). He is responsible directly to the commander.

### 5. Co-operation.

Team work is essential within and between staffs and between staff and troops. It is assured by co-operation and collaboration<sup>12</sup> within and between all sections of the general and special staff groups, between the staff and troops, and between the staffs of subordinate, higher, and adjacent units. Conferences of the staff including available subordinate commanders are often helpful. At other times individual personal contact is a more effective and practical procedure.

4. *expedite* 簡捷, 簡易. 2. *execution* 執行, 實施. 3. *preferably* 莫善於, 寧願.  
1. *consist of* 包括, 由...而成. 5. *furnish* 供給, 備置. 6. *contingency* 危機, 意外事.

# 第一章 參謀之職責

## 第一節 要旨——指揮官與其幕僚

(美國陸軍原則)

### 1. 指揮之責任：

- (a) 指揮官對其部隊作戰之成敗，應獨自向其上級負責，不能將其責任推卸於其幕僚或諉之於所屬部隊長。
- (b) 凡高級者向所屬部隊下達一切命令，均係由上級部隊指揮官頒發與所屬部隊長。
- (c) 部隊指揮官為命令之執行簡捷及部隊間保持協同動作，可派參謀軍官與其他部隊之參謀軍官直接聯絡，俾明瞭所收到或發出命令之細節。如採用此種幕僚間聯絡時，其連絡方法以事先由有關之指揮官指定為佳。

### 2. 幕僚一般業務之涵義：

- (a) 部隊之幕僚係包括所有輔助指揮官實施指揮之人員。
- (b) 幕僚人員應獲取及供給指揮官所需要之情報，策劃其計劃細目，將其決心及計劃作成命令，並將此命令傳達於各部隊。凡指揮官需要採取行動或應知之事項應即摘要報告，且不斷研究情況，預為指揮官準備一切應付未來可能發生危機之計劃，於其職權範圍之內，監督計劃及命令之實施，並採取達成指揮官企圖之必要行動。

### 3. 參謀軍官之區分：

師或其以上高級司令部之幕僚可分為兩大部份：

- (a) 一般參謀部份，係以包括所有指揮業務之處科組成，由參謀軍官團之軍官任之，並以普通軍官輔助之。
- (b) 特科參謀部份，係包括指派配屬或暫隸於司令部工作而不屬於一般參謀部份之一切參謀軍官，其中有專門技術人員或特殊兵種部隊之指揮官。
- (c) 師以下之小單位，軍官常兼顧以上兩種幕僚工作，故通常不再區分一般參謀部份及特科參謀部份。

### 4. 編制：

幕僚機構之編制應依指揮官之職責而定，然指揮官之一般業務可概略分為下列四大項：

人事  
軍事情報  
作戰及訓練  
補給及後送

此項指揮業務之四大部份在各級司令部，須由一首長調協之，此協同之首長在師及其以上之司令部即為參謀長（旅以下部隊為副主官），彼應直接對指揮官負責。

### 5. 合作：

幕僚機構之中，或幕僚相互間，及幕僚與部隊間須有密切之合作，故一般參謀與特科參謀間，及幕僚與部隊間，以及上級，下屬，隣接部隊幕僚間，均須有確實之合作，幕僚會議能召集有關所屬各單位指揮官，常能獲益。同時私人接觸更為一實際而有效之手段。

7. *scope* 範圍,領域. 8. *compose* 組成 撰著. 9. *specialist* 專家,專業  
10. *perform* 照顧 辦理. 11. *exist* 存在 生存. 12. *collaboration* 合作 合著.

## 6. Authority.

A staff officer as such has no authority to command. All policies, decisions, and plans whether originating<sup>13</sup> with the commander or with the staff must be authorized by the commander before they are put into effect. When a staff officer by virtue of<sup>14</sup> delegated authority issues an order in the name of the commander, responsibility remains with the commander even though he may not know of the order.

### PART 2.—DUTIES OF GENERAL AND SPECIAL STAFF OFFICERS.

THE FOLLOWING PARAGRAPHS ARE A SUMMARY<sup>1</sup> OF THE U.S. ARMY STAFF OFFICERS' FIELD MANUAL 101-5 CONCERNING THE DUTIES OF THE GENERAL AND SPECIAL STAFF. IT IS INCLUDED HERE SO AS TO MAKE THIS INFORMATION AVAILABLE TO THE STUDENTS AT THIS SCHOOL. ADDITIONALLY THERE IS INCLUDED A LIST OF THE DUTIES OF THE CHINESE HEAD-QUARTERS STAFF FOR STUDENTS' REFERENCE.

#### 1. Chief of Staff (executive in brigades and smaller units).

The chief of staff or executive is the principal assistant and adviser to the commander. He may transmit the decisions of the commander to appropriate<sup>2</sup> staff officers for preparation of necessary orders or transmit them in the form of orders to those who execute them. He is the principal co-ordinating agency<sup>3</sup> of the command. He performs the following specific<sup>4</sup> duties:—

1. Formulates<sup>5</sup> and announces policies for the general operation of the staff.
2. Directs and co-ordinates the work of the general and special staff in respect<sup>6</sup> to:—
  - (1) Activities of the sections within the general and special staff groups.
  - (2) Relations between the general and special staff groups.
  - (3) Relations between the general and special staff groups and the troops.
3. Keeps the commander informed of the enemy situation, the situation relative to adjacent and supporting units, and the situation of the command as to location, strength, morale, training, equipment, supply, evacuation, and general effectiveness.
4. Represents the commander during his temporary absence or when authorized to do so. (In certain small units the second in command is designated by Tables of Organization as executive, hence succeeds<sup>7</sup> automatically to the command when the commander ceases<sup>8</sup> to function).
5. Receives decisions from the commander and takes the following action:—
  - (1) Makes such additional decisions as may be directed by the commander and gives necessary instructions to the staff in furtherance<sup>9</sup> of these decisions.
  - (2) Allots<sup>10</sup> the detailed work of preparing plans and orders and when time permits co-ordinates the resulting drafts and submits<sup>11</sup> them to the commander for approval<sup>12</sup>.
6. Takes steps to insure that all instructions published to the command are in accord<sup>13</sup> with policies and plans of the commander.
7. By personal observation, and with the assistance of the general and special staff sections, sees that the orders and instructions of the commander are executed.
8. Makes a continuous study of the situation with a view to being prepared for future contingencies.
9. Assembles the routine staff section reports and after their approval by the commander forwards required copies to higher headquarters.

#### 2. Personnel (G-1) Section.

1. The personnel section is charged with the formulation of policies and the supervision of the execution of administrative arrangements pertaining<sup>14</sup> to personnel of the command as individuals, civilians under supervision or control of the command, and prisoners of war.

13. originate 授意, 創始. 14. by virtue of 被...以, 依...之力.  
 1. summary 摘錄, 概述. 2. appropriate 適宜的, 正當的. 3. agency 機構, 動作.  
 4. specific 特殊的, 特種的. 5. formulate 提示, 條舉. 6. respect 關係, 有關.

## 6. 權限：

所有幕僚人員均無權指揮，一切策略決心及計劃，無論其為主官授意或參謀起稿者，皆應由主官批准，始可付諸施行。當參謀人員被授權以主官名義下達命令時，則指揮官雖不知悉命令之內容，亦應對此命令負完全責任。

## 第二節 一般參謀與特科參謀之職責

本節各段係由美軍參謀手冊中摘錄，敘述一般參謀與特科參謀之職責，凡作戰人員訓練班研究人員需要之資料，概行編入，另附中國陸軍參謀職掌圖表以供參攷。

### 1. 參謀長（旅及其以下小部隊之副主官）

參謀長或副主官為該部隊指揮官之主要諮詢及輔助人員，彼將指揮官之決心傳達與適當之參謀，作必要命令之準備，或將其以命令方式傳達至應執行該項任務之部隊。彼為指揮之主要調度人員，其主要特殊之職責如下：

1. 提示並宣佈幕僚一般工作之方針。
2. 指導並調度下列有關一般參謀及特科參謀之工作：
  - (1) 一般參謀及特科參謀範圍內各處科之作業。
  - (2) 一般參謀與特科參謀之聯繫。
  - (3) 一般參謀與特科參謀及部隊間之聯繫。
3. 使指揮官經常明悉敵軍之情況，隣接部隊及增援部隊之有關情況；及關於位置、兵力、士氣、訓練、裝備、補給及後送等及其他關於一般與指揮官發生影響之情況。
4. 指揮官臨時缺席時，代理其職務或被授權代表指揮官發佈命令。（在小部隊中，其副指揮官在編制表中即為代理者，故遇指揮官不能執行業務時，彼即自動繼續負責指揮。）
5. 秉承指揮官之決心，作下列處置：
  - (1) 根據指揮官之指示作更具體之決定，並為促成此項決定對各參謀加以必要之指導。
  - (2) 分派各種準備計劃與命令之細部工作，如時間許可，則各集合各種圖表，提呈指揮官審核。
6. 逐步查核各種頒佈之訓令是否與指揮官之方針與計劃一致。
7. 根據個人之觀察與一般參謀及特科參謀輔助之下，考察指揮官頒佈之各項命令與訓示，是否業已實施。
8. 將情況連續研究，俾得一全貌，作將來變遷時之各項準備。
9. 收集參謀各處之各項例行報告，經指揮官核准後抄呈高級司令部備案。

### 2. 人事處 (G-1)：

1. 人事處負責關於人事處理業務方針之決定，與實施之督察，如管轄民衆以及俘虜等。

7. *succeed* 繼承, 成功. 8. *cease* 終止, 停止. 9. *furtherance* 促成.  
 10. *allot* 分派, 給予. 11. *surrender* 提出, 提呈, 降服. 12. *approval* 審定, 贊成.  
 13. *accord* 一致. 14. *pertain* 關於, 屬於.

2. In divisions in which there is no provision<sup>15</sup> for a G-1 section, the supervision of activities listed below will be assigned to the G-4 section, or as may be directed by the division commander.

3. The specific duties of the personnel section may include the planning for and supervision of activities concerning:—

- (1) Procurement<sup>16</sup>, classification, reclassification, assignment, pay, promotion, transfer<sup>17</sup>, retirement<sup>18</sup> and discharge of all personnel. (Co-ordination with G-3 in assignment and transfer of personnel.)
- (2) Replacement of personnel. (Co-ordination with G-3 for priorities<sup>19</sup>.)
- (3) Decoration<sup>20</sup>, citations, honors, and awards.
- (4) Leaves of absence and furloughs<sup>21</sup>.
- (5) Rewards and punishment.
- (6) Internal arrangement of headquarters. (Co-ordination with G-4 for construction.)
- (7) Religious<sup>22</sup>, recreational<sup>23</sup>, and welfare work; supervision of military and non-military agencies devoted<sup>24</sup> to such work. (Co-ordination with G-3 for allotment of time for recreational and morale work.)
- (8) Army postal service. (Co-ordination with G-4 for movement; G-2 for censorship<sup>25</sup>.)
- (9) Strength reports and graphs, casualty reports, prisoner of war reports, station lists, and other personnel statistics<sup>26</sup>.
- (10) General regulations and routine administration which especially concern individuals, or routine administration not specifically assigned to another general staff section.
- (11) Furnishing the commander advice on morale.
- (12) Collection and disposition of stragglers.
- (13) Collection and disposition of prisoners of war. (Co-ordination with G-2 for identifications and questioning; G-4 for transportation and for location and construction of prisoner of war enclosure.)
- (14) Recommendations as to provisions for shelter<sup>27</sup> for the command and administration of quartering areas. (Co-ordination with G-3 for location of areas; G-4 for construction.)
- (15) Sanitation. (Co-ordination with G-4.)
- (16) Relations with civil government and civilians in the theater of operations, including initial establishment and operation of military government or martial law. (Co-ordination with G-4 for transportation for civilians to be evacuated and feeding of civilians; G-3 for evacuation of civilians as it affects operations; G-2 for censorship.)
- (17) Maintenance of law and order within the command.
- (18) Graves registration service, including burials<sup>28</sup>. (Co-ordination with G-4 on acquisition<sup>29</sup> of cemeteries<sup>30</sup>.)
- (19) Supervision of matters concerning members of our forces who are prisoners in enemy hands.
- (20) Preparation of such parts of administrative plans and orders as relate to activities under the supervision of the personnel section. (Co-ordination with G-4.)

### 3. Military Intelligence (G-2) Section.

I. The military intelligence section is charged with the planning and preparation of orders and to some extent<sup>31</sup> with operations pertaining to the collection, evaluation, interpretation, and distribution of information of the enemy and with counter-intelligence activities. Its primary<sup>32</sup> function is to keep the commander and all others concerned informed regarding the enemy's situation and capabilities.

15. *provision* 預備, 準備. 16. *procurement* 選獲, 引起. 17. *transfer* 調遷, 搬運.  
 18. *retirement* 退役, 退隱. 19. *priority* 優先, 先後次序. 20. *decoration* 勳章, 飾物.  
 21. *furlough* 准假, 給假. 22. *religious* 關於宗教的, 虔敬的. 23. *recreational* 娛樂, 消遣.



2. 師部中未設人事處(G-1)者，下表所列各項業務由後勤處(G-4)代辦，或由該師長直接管理。

3. 人事處之特殊任務，包括下列各項有關工作之計劃及監督。

- (1) 所有人員之選取、甄別、重編、分派工作、開發薪餉、晉級、調遷、退休與開除等事宜。(關於分派工作與調遷應與作訓處(G-3)取得連絡。)
- (2) 補充人員。(與作訓處(G-3)取得聯絡決定先後次序。)
- (3) 頒授勳章、嘉獎、榮譽與犒勞。
- (4) 離職與准假之許可。
- (5) 獎勵與懲罰。
- (6) 司令部內部之佈置。(關於建築方面與後勤處(G-4)取聯絡。)
- (7) 宗教、娛樂及福利事業，並督導致力於上項工作之民營與部隊自辦之機關團體。(與作訓處(G-3)取得聯絡配當時間作娛樂及鼓勵士氣之活動。)
- (8) 軍郵之設立。(與後勤處(G-4)取得聯絡，以便運送；與情報處取得聯絡，以便檢查。)
- (9) 兵力統計與圖表，死傷紀錄，俘虜報告，部隊駐地圖表以及其他人事方面之統計。
- (10) 一般常務，并特殊有關個人之例行公務或不屬其他一般參謀各處之例行公務。
- (11) 供給指揮官關於振作士氣之建議。
- (12) 落伍官兵之收容與處理。
- (13) 俘虜之集中與處理(與情報處(G-2)取得聯絡以便識別及審問；與後勤處(G-4)取得聯絡，以便運輸安置并建造俘虜營。)
- (14) 對指揮所掩蔽部之設置及宿營地之管理事宜，提供意見(與作訓處(G-3)取得連絡決定地點；與後勤處(G-4)聯絡以便建築。)
- (15) 衛生設備。(與後勤處(G-4)聯絡。)
- (16) 與戰區之地方政府及民衆聯繫，凡設立軍政府，頒佈戒嚴令及其執行均屬之。(與後勤處(G-4)聯絡，協同關於運輸平民撤退及給養；與作訓處(G-3)聯絡商洽影響作戰之平民撤離辦法；與情報處(G-2)聯絡以便檢查。)
- (17) 維持所屬部隊中之法令與軍紀。
- (18) 墓地登記，包括埋葬事宜。(與後勤處(G-4)聯絡以便取得墓地。)
- (19) 掌管我方被敵俘虜員兵之一切事務。
- (20) 準備關於各種屬於人事處權責範圍內業務計劃及命令之一部份。(與後勤處(G-4)取得聯絡。)

### 3. 情報處 (G-2)

I. 情報處負責命令之草擬并同時極力搜集、判斷、闡明、分配敵方各項情報，更作各種反情報之活動。本處最重要之工作在於經常使指揮官及其他有關人員深悉敵方之情況與能力。

24. *dévôte'* 致力貢獻. 25. *com'sorship* 檢查, 監察. 26. *statistics* 統計, 統計表.  
 27. *shel'ter* 掩蔽保護. 28. *bu'rial* 埋葬. 29. *acqui'sition* 獲得.  
 30. *cem'eterý* 墓地. 31. *éxtent'* 極力, 程度. 32. *prim'ary* 主要的, 最初的.

II. The specific duties of the military intelligence section may include:—

1. **Intelligence:**

- (1) Planning and preparation of orders for and supervision of activities concerning the collection, by subordinate units, of information of the enemy and of the terrain not under our control and of weather conditions affecting operations over enemy territory<sup>33</sup> and for the employment of aviation, the location, construction, vulnerability<sup>34</sup>, and defenses of air objectives. (Co-ordination with G-1 for prisoner of war matters; G-3 for use of combat troops for intelligence missions; G-4 for examination of captured material.)
- (2) Collection, by personnel of the section, of information bearing on enemy capabilities or terrain not under our control. (Co-ordination with G-1 for prisoners of war and captured documents; G-3 for location of observation posts; G-4 for examination of captured material.)
- (3) Maintenance of contact and exchange of information with intelligence sections of subordinate, higher, and neighboring units.
- (4) Maintenance of contact with other intelligence agencies of the Government and duly accredited<sup>35</sup> foreign attaches and missions. (Ordinarily<sup>36</sup> only in headquarters of theater of operations.)
- (5) Supervision of the solution of the enemy's secret communications. (Ordinarily only in headquarters of field army and higher units.)
- (6) Supervision of the collection of information of the enemy by radio position finding and intercept<sup>37</sup> methods.
- (7) Supervision of the collection of information of the enemy by secret agents. (Ordinarily only in headquarters of theater of operation.)
- (8) Evaluation and interpretation of information obtained to determine its probable<sup>38</sup> accuracy<sup>39</sup>, significance<sup>40</sup>, and importance, and based thereon the estimation of the enemy's capabilities. (Co-ordination with all staff sections.)
- (9) As it influences a commander's decision for the employment of aviation, the evaluation and interpretation of information regarding the relative importance and vulnerability of those enemy activities and objectives susceptible<sup>41</sup> of air attack.
- (10) Distribution of military intelligence to the commander, interested sections, and when appropriate to higher, subordinate, and neighboring units.
- (11) Determination of the need for military maps and surveys, recommendations as to the general character of such maps as are to be produced; supervision of map reproduction and distribution. (Co-ordination with all staff sections.)
- (12) Co-ordination of requests for aerial photographs and in some echelons, determination of their distribution.
- (13) Planning for and supervision of combat intelligence training within the unit. (Co-ordination with G-3.)

2. **Counter-intelligence and Counter-propaganda.**—The planning and preparation of orders for and supervision of activities concerning—

- (1) Regulation of measures, other than tactical, to preserve secrecy. (Co-ordination with G-1 for military police matters and those relating to civilians.)
- (2) Regulation of the activities of newspaper correspondents<sup>42</sup>, photographers, broadcasters, visitors, and other civilians accompanying or serving with troops. (Co-ordination with G-3 for activities to be disclosed.)
- (3) Regulation of dissemination<sup>43</sup> of information to the public. (Co-ordination with G-3 for scope of subject matter; G-1 for morale matters.)
- (4) Censorship. (Co-ordination with G-1 for postal matters.)
- (5) Dissemination of false information to the enemy. (Ordinarily only in headquarters of theater of operations.)

33. *territory* 領土, 領域. 34. *vulnerability* 弱點, 可傷害的.  
 35. *accredited* 可信任的, 可接納的. 36. *ordinary* 通常的, 照例的.  
 37. *intercept* 截取, 遮斷, 攔阻. 38. *probable* 可能性, 或然的, 似真的.

## II. 情報處之特殊任務如下：

### 1. 情報：

- (1) 有關情報活動命令之準備、草擬、及督察。如蒐集各部隊所得敵情，敵控制區地形之報告，各種敵地區內影響作戰之氣象情報，空軍使用，及空軍目標之方位，建築物弱點及其防空之設備（與人事處(G-1)聯絡以便由俘虜方面獲悉；與作訓處(G-3)聯絡以便使用戰鬥部隊擔任情報任務；與後勤處(G-4)聯絡以便檢驗俘獲之器材。)
- (2) 全處人員均注意關於敵人之能力或管轄區以外之地形情報（與人事處(G-1)聯絡以便由俘虜及俘獲之文件中探得敵情；與作訓處(G-3)聯絡藉悉觀察所位置與後勤處(G-4)聯絡以便檢驗俘獲之器材。)
- (3) 與下屬部隊上級部隊及隣接部隊之情報處保持聯絡並相互交換情報。
- (4) 與政府所辦之其他各種情報機關及適宜可靠之外國武官與代表團保持接觸。（普通僅由戰區司令部行之。）
- (5) 督導對敵秘密通信之截取。（普通僅在集團軍或以上之司令部內行之。）
- (6) 設法以無線電搜尋方位，並用無線電截取方法收集敵方各項情報。
- (7) 設法用間諜收集敵方各項情報。（普通僅在戰區司令部內。）
- (8) 判斷並闡明所得之情報，決定其可能性、正確性與重要性，然後據此估計敵之能力。（與各處參謀取得聯絡。）
- (9) 凡敵方各種重要活動與攻擊之可能性及可能之空襲目標等情報，其足以影響指揮官使用空軍之決定者，均須加以判斷與闡明。
- (10) 將各項情報分發予指揮官及有關各處并適宜分送上級下屬及隣接部隊。
- (11) 決定需要之軍用地圖并有無測量之必要，如印製時可提供此種地圖之一般性質，并監督地圖之重製與分配。（與參謀各處取得聯絡。）
- (12) 與空軍取得聯絡以便要求空中照相。在若干部隊中可決定其分配事宜。
- (13) 計劃並督察部隊內戰鬥情報之訓練。（與作訓處(G-3)取得聯絡。）

### 2. 反情報與反宣傳——關於下列事項頒發命令時之計劃準備及監督。

- (1) 除戰術手段外應調整工作方法以保持秘密。（與人事處(G-1)聯絡以便與憲兵及平民聯絡員或政治指導員接洽。）
- (2) 規定新聞記者，攝影記者，廣播員，訪者以及其他隨同或服務於軍隊之人員等活動範圍。（與作訓處(G-3)聯絡以便規定公開範圍。）
- (3) 規定公開發佈消息之規則。（與作訓處(G-3)聯絡以規定發佈之範圍；與人事處(G-1)聯絡顧及士氣之影響。）
- (4) 檢查。（與人事處(G-1)聯絡以便檢查郵件。）
- (5) 向敵人散佈虛偽情報。（普通僅由戰區司令部行之。）

39. *accurate* 正確, 準確. 40. *significance* 重要, 有意義.  
 41. *susceptible* 可能的, 可證明的. 42. *correspondent* 新聞記者, 通信員.  
 43. *dissemination* 發佈, 傳播.

- (6) Supervision of the preparation and use of codes and ciphers<sup>44</sup>.
- (7) Reception of visitors at all headquarters unless this function is delegated to the headquarters commandant or aides.
- (8) Supervision of escorting<sup>45</sup> of visitors.
- (9) Supervision of the collection and disposition of enemy documentary propaganda.
- (10) Obstruction of enemy propaganda radio broadcasts to our troops. (Ordinarily only in headquarters of theater of operations.)
- (11) Preparation of measures to refute enemy propaganda among the troops or the civil population of the theater of operations. (Ordinarily only in headquarters of theater of operations.)

3. The organization of the military intelligence section in each unit varies with the personnel available and the work to be accomplished. In corps and higher units separate<sup>46</sup> subsections pertaining to administration, intelligence, and counter-intelligence may be organized.

#### 4. Operation and Training (G-3) Section.

I. The operations and training section is charged with those functions of the staff which relate to organization, training, and combat operations. It is responsible for tactical and training inspections, as directed by the commander.

II. The specific duties of the operations and training section may include:—

1. Preparation and co-ordination of plans for and supervision of—
  - (1) Mobilization of the command.
  - (2) Organization and equipment of units. (Co-ordination with G-4 for allocation<sup>47</sup> of equipment.)
2. Preparation and co-ordination of plans for and supervision of training of units and individuals, including—
  - (1) Preparation of training directives<sup>48</sup>, programs, and orders. (Co-ordination with G-2 for combat intelligence training.)
  - (2) Selection of training sites<sup>49</sup> and firing and bombing ranges. (Co-ordination with G-4 on preparation of sites and ranges.)
  - (3) Organization and conduct of schools.
3. Operations, to include, in general: tactical and strategical studies and estimates; plans and orders based thereon; supervision of combat operations and future planning. Specific duties relative to operations may include—
  - (1) Continuous study of the tactical situation, as affected by—
    - The enemy situation. (Co-ordination with G-2.)
    - Instructions from higher units.
    - Actions of adjacent or supporting units.
    - Location, morale, and capabilities of the troops. (Co-ordination with G-1 for morale matters.)
    - Needs for replacements and reinforcements. (Co-ordination with G-1 for replacements.)
    - Terrain and weather conditions. (Co-ordination with G-2).
    - Status<sup>50</sup> of equipment and supplies. (Co-ordination with G-4 for priorities of replacement of materiel and allocation of supplies.)
  - (2) Preparation of estimates, reports, and recommendations based on the tactical situation.
  - (3) Preparation of plans for and supervision of activities concerning—
    - Reconnaissance and security measures. (Co-ordination with G-2 for intelligence missions of combat troops.)
    - Troop movements. (Co-ordination with G-4 for movements requiring transportation in addition to organic<sup>51</sup> transportation and for routes.)
    - Tactical employment of units. (Co-ordination with G-4 for influence of supply and evacuation on operations; G-2 for capabilities of enemy; G-1 on morale of troops.)

44. cipher 密碼. 45. escort 護送, 警衛. 46. separate 單獨的, 分離的.  
47. allocation 分配, 散發. 48. directive 指導的.

- (6) 監督密語及密碼之準備與使用。
  - (7) 招待訪者。於各司令部內除特別指定外委派副官長或其助理接見。
  - (8) 訪問者護送之監督。
  - (9) 負責蒐集並處置敵方宣傳文件。
  - (10) 阻礙敵人向我方部隊以無線電廣播宣傳。(普通由戰區司令部擔任。)
  - (11) 準備各種方法駁斥敵人對軍中或戰區民衆間之宣傳。(普通由戰區司令部擔任。)
3. 情報處之組織以各部隊人員之多寡及工作需要而定。在軍團或軍團以上司令部中，常再分設管理情報及反情報等組。
4. 作戰與訓練處 (G-3)
- I. 作戰及訓練處負責關於編制、訓練及作戰之參謀業務。并於指揮官指導下負責戰術與訓練之檢閱。
  - II. 作戰與訓練處之特殊任務如下：
    - 1. 作下列各項計劃之準備、聯繫及監督；
      - (1) 部隊之動員。
      - (2) 部隊之編組與裝備。(與後勤處(G-4)聯絡以便分配裝備。)
    - 2. 作下列各項計劃之準備聯繫，並監督個人及部隊之訓練。
      - (1) 準備教育訓令計劃表及命令。(與情報處(G-2)聯絡以定戰鬥情報之訓練)。
      - (2) 選擇訓練之地點，射擊及轟炸靶場。(與後勤處(G-4)聯絡以便作選擇上項場所地區之準備)。
      - (3) 訓練班之編組指導。
    - 3. 作戰，普通包括戰術與戰略之研究及判斷，據此而產生計劃及命令，作戰之督察以及將來之計劃；作戰方面有關之任務如下：
      - (1) 隨時研究戰術之情況。此種研究常受下列各項之影響：
        - 敵人之情況。(與情報處(G-2)聯絡。)
        - 高級司令部之訓示。
        - 隣接部隊或增援部隊之行動。
        - 部隊之地位，士氣及作戰能力。(士氣如何須與人事處(G-1)聯絡。)
        - 必需之補充及增援。(關於人事補充事宜，須與人事處(G-1)取得聯絡。)
        - 地形與氣候之情形。(與情報處(G-2)聯絡)。
        - 裝備及補給之現況。(與後勤處(G-4)聯絡接洽器材補充，與給養分配之次序。)
      - (2) 根據戰術情況，作各項判斷、報告及建議之種種準備。
      - (3) 作下列各種行動計劃之準備並監督：
        - 搜索與警戒之方法。(與情報處(G-2)聯絡，指定戰鬥部隊之情報任務)。
        - 部隊之調動。(與後勤處(G-4)取得聯絡，商洽有關運輸編組等事宜及路線之決定。)
        - 部隊之戰術上運用。(與後勤處(G-4)會商補給及後送對作戰之影響；與情報處(G-2)聯絡藉悉敵之作戰能力，與人事處(G-1)聯絡以明部隊之士氣。)

Defense of administrative installations<sup>52</sup> and lines of communication. (Co-ordination with G-4.)

Tactical measures to preserve secrecy and effect surprise. (Co-ordination with G-2.)

- (4) Preparation and authentication<sup>53</sup> of field orders and operation maps required to carry out the tactical plan, and their transmission to units and staff officers concerned. (Co-ordination with G-2 for maps and for paragraphs and annexes dealing<sup>54</sup> with enemy information, reconnaissance, and counter-intelligence measures; G-4 for paragraph dealing with administrative matters.)
  - (5) Maintaining contact with the commanders of subordinate units; observing or supervising troop movements and tactical operations as directed by the commander.
  - (6) Establishment of liaison with adjacent, higher, and subordinate units.
  - (7) Supervision of signal communication.
  - (8) Preparation of tentative plans for subsequent phases of a tactical operation and for future tactical operations. (Co-ordination with G-2 for enemy capabilities; G-4 for practicability of operations from a supply point of view.)
4. Recommendations to the commander of priorities for assignment of personnel and equipment. (Co-ordination with G-1 for allocation of equipment.)

III. The organization of the operations and training sections in each unit will vary with the personnel available and the work to be accomplished. In corps and higher units, separate subsections pertaining to administration, organization, training, operations, and troop movements may be organized.

#### 5. Supply and Evacuation (G-4) Section.

I. The supply and evacuation section is charged with the preparation of policies for, and the supervision of execution of arrangements for supply, evacuation, transportation, and other administrative matters related thereto. It is responsible for advising the commander relative to the extent of the administrative support that can be given to any proposed strategical or tactical line of action, and for recommendations as to the necessary decisions concerning supply and evacuation. It is further responsible for the development of those details of the administrative plan which pertain to its functions, the preparation of the necessary orders, and the supervision of their execution.

II. The specific duties of the supply and evacuation section may include the planning for and supervision of activities concerning—

1. Procurement, storage, and distribution of all supplies including animals. (Co-ordination with G-3 for priority of allocation of supplies.)
2. Location of supply, evacuation, and maintenance establishments.
3. Transportation of supplies by land, air, and water.
4. Construction and maintenance of roads and trails, docks<sup>55</sup> and airdromes.
5. Maintenance of equipment. (Co-ordination with G-3 for priorities.)
6. Recommendations for allocation of small arms ammunition and antitank mines. (Co-ordination with G-3.)
7. Traffic<sup>56</sup> control. (Co-ordination with G-3 for tactical plan and secrecy.)
8. Construction, operation, and maintenance of utilities<sup>57</sup> and other facilities<sup>58</sup> relating to supply, shelter, transportation, and hospitalization, but exclusive of fortifications<sup>59</sup>.
9. Evacuation and hospitalization of men and animals.
10. Assignment and movement of supply, medical, technical, and labor troops not employed as combat troops. (Co-ordination with G-3 to avoid conflict<sup>60</sup> with tactical movements.)
11. Salvage<sup>61</sup>.
12. Collection and disposition of captured supplies, equipment, and animals. (Co-ordination with G-2 for examination of materiel.)

52. *installa'tion* 機構, 正式任命. 53. *authenti'cation* 確定, 確實. 54. *deal'ing* 分派.  
55. *dock* 船塢. 56. *traff'ic* 運輸. 57. *util'ity* 效用, 有效事物.

行政機構及交通綫之保護。(與後勤處(G-4)聯絡。)

運用戰術策略，保持祕密并實現奇襲。(與情報處(G-2)聯絡。)

- (4) 準備並確定各種命令及戰術計劃上所必要之作戰地圖，然後分送各部隊及有關之幕僚。(與情報處(G-2)聯絡以便繪出地圖，及關於敵情搜索，反間諜諸方策之條款與附件，與後勤處(G-4)聯絡關於管理業務之條款。)
  - (5) 與下屬部隊之指揮官保持聯繫；視察或監督指揮官所對部隊之調動與戰術之運用。
  - (6) 與各隣接及高級以及下級部隊設立連絡機構。
  - (7) 督察通信事宜。
  - (8) 關於繼起情況之戰術處置及將來戰術行動等準備計劃。(與情報處(G-2)聯絡藉悉敵方之作戰能力；與後勤處(G-4)聯絡以補給之觀點決定該計劃實行之可能性。)
4. 對指揮官派定人員與裝備之先後次序具申意見。(與人事處(G-1)聯絡以便裝備之分配。)

III. 關於作戰與訓練處之編組，在各部隊全視人員多寡及工作需要而異。於軍團或共以上之司令部，常再設管理編組，訓練，作戰及部隊調遷等各組。

#### 5. 補給與後送處(G-4)。

I. 補給與後送處負責計劃之準備及補給、後送、輸運及其他有關後勤事宜諸般設施實施之監督。本處對關於戰略或戰術上所能支持之範圍負責向指揮官具申意見。并提供關於補給後送之必要決定，更有進一步詳細策定計劃中屬於彼等責任範圍內之各點，準備各項必要之命令，及監督命令之實施。

II. 補給與後送處有計劃並監督關於下列各項行動之特殊任務。

1. 領取、儲藏與分配各種補給品，包括騾馬所需者在內。(與作訓處(G-3)聯絡，以便決定分配補給品之先後次序。)
2. 補給品後送及保管設施之地點。
3. 陸地空中海上補給品之運輸。
4. 建築并保養公路、道路、船塢及飛機場。
5. 裝備之保養。(與作訓處(G-3)聯絡以定優先次序。)
6. 提供分配輕兵器彈藥及戰車防禦地雷之意見。(與作訓處(G-3)聯絡。)
7. 運輸管制。(與作訓處(G-3)聯絡，配合戰術計劃與機密之保持。)
8. 公共場所之建設、運用與保管，及其他有關補給品之掩蔽、運輸及收容之設備。然築城不在此內。
9. 人員、牲畜之後送與收容。
10. 非戰鬥員兵指派與調遣。如輜重、軍醫、技工及伙役等部隊。(與作訓處(G-3)聯絡，避免與戰術上之調動有所衝突。)
11. 救濟事項。
12. 俘獲之補給品、裝備、騾馬等之集中與處理。(與情報處(G-2)聯絡以便檢驗。)

58. *facilité* 輕易, 流利.  
61. *sauvage* 救濟, 救護.

59. *fortification* 築城. 60. *conflict* 衝突, 對抗.

13. Recommendations concerning protection of lines of communication and rear establishments. (Co-ordination with G-3.)
14. Recommendation as to location of rear boundries.
15. Recommendation as to location of rear echelon of headquarters. (Co-ordination with G-1.)
16. Property responsibility.
17. Funds<sup>62</sup> and priority of expenditure.
18. Construction, operation, and maintenance of military railways.
19. Operation of inland waterways.
20. Recommendations as to new types of equipment. (Co-ordination with G-3.)
21. Procurement of real estate<sup>63</sup>, shelter, and facilities, including their leasing<sup>64</sup>, repair, maintenance, and disposition.
22. Acquisition and improvement of airplane bases.
23. Preparation, authentication, and distribution of administrative orders, both fragmentary<sup>65</sup> and complete. (Co-ordination with G-3 for details of tactical plan; G-1 for details pertaining to the activities supervised by the personnel section.)

III. The organization of the supply and evacuation section in each unit depends upon the personnel available and the work to be accomplished. In corps and higher units, separate subsections pertaining to administration, construction, evacuation, supply, and transportation may be organized.

## 6. Composition.

I. *Divisions and higher units.*—The special staffs of divisions and higher units include such of the following officers as are assigned to the unit:—

- (1) Air officer.
- (2) Anti-aircraft officer.
- (3) Artillery officer.
- (4) Chemical officer.
- (5) Engineer.
- (6) Headquarters commandant (combined with provost marshal<sup>66</sup> in certain units).
- (7) Ordnance<sup>67</sup> officer.
- (8) Provost marshal (combined with headquarters commandant in certain units).
- (9) Signal officer.
- (10) Surgeon.
- (11) Commanders of attached combat units having no special staff representative.
- (12) Liaison officers.
- (13) Adjutant general.
- (14) Chaplain.
- (15) Finance officer.
- (16) Inspector general.
- (17) Judge advocate<sup>68</sup>.
- (18) Officer-in-charge of civil affairs (initially in GHQ and other territorial commands when required).
- (19) Quartermaster.

II. *Sections.*—Special staff sections are shown in Tables of Organization. They are headed by the special staff officers indicated in I.—above. The title<sup>69</sup> may be followed by the designation of the unit when necessary, thus: Finance Officer, II Corps.

III. *Brigades and smaller units.*—In addition to the staff officers corresponding to the chief of staff and the four general staff sections in larger units (executive, S-1, S-2, S-3, and S-4), the staffs of brigades, regiments, and battalions, corresponding to the special staffs of larger units, include such of the following as may be assigned to the unit:

---

62. *fund* 儲藏, 積蓄. 63. *estate* 財產. 64. *lease* 租出, 租賃.  
 65. *fragmentary* 各別, 碎片. 66. *provost marshal* 憲兵司令, 憲兵隊長.



13. 提供關於保護交通綫及後方建設之意見。(與作訓處(G-3)聯絡。)
14. 建議後方戰鬥地境綫之位置。
15. 建議後方司令部之位置。(與人事處(G-1)聯絡。)
16. 部隊財產之保管。
17. 軍費儲蓄開支之優先權。
18. 軍用鐵道之建築，運用及保養。
19. 內河航路之運用。
20. 新式裝備之建議。(與作訓處(G-3)聯絡。)
21. 不動產，營房及各種設備之接收，包括租賃，修理，保養及處理。
22. 空軍根據地之獲得及改造。
23. 準備確定並配佈後勤各別命令及合同命令。(與作訓處(G-3)聯絡，藉悉戰術計劃之細目。與人事處(G-1)聯絡，藉以獲得屬於人事處方面各項活動之詳情。)

III. 關於補給與後送處之編組，在各部隊中全視人員多寡及工作之需要而定。於軍團及其以上之司令部中常再分設管理，建築，後送，補給，及運輸等各組。

#### 6. 編組：

I. 師及其以上之部隊——師部及其以上司令部之特科幕僚包括有下列各指定之人員：

- (1) 空軍軍官
- (2) 防空軍官
- (3) 砲兵軍官
- (4) 化學戰軍官
- (5) 工兵軍官
- (6) 副官長(在若干單位內兼任憲兵隊長)
- (7) 軍械官
- (8) 憲兵隊長(在若干單位兼任副官長)
- (9) 通訊軍官
- (10) 軍醫官
- (11) 配屬之戰鬥部隊指揮官，本部無特科參謀代表者。
- (12) 聯絡軍官
- (13) 副官處長
- (14) 牧師
- (15) 財務課長
- (16) 督察官
- (17) 軍法官
- (18) 民事軍官(僅於總司令部及其他戰區司令部設之。)
- (19) 軍需處長

II. 分組——特科幕僚之組見編制表。彼等以前節所述特科參謀軍官為其長，於必要時，其稱謂可冠以所隸屬部隊之番號，如第二軍財務課長等是。

III. 旅及其以下之部隊——除有相當於較大司令部中之參謀長及四個一般參謀部份外(副主官，人事軍官(S-1)，情報軍官(S-2)，作戰軍官(S-3)，補給軍官(S-4)，其旅部、團部及營部均與較大之司令部相仿，具有特科幕僚，即包括下列指定之人員：

67. *ord'nance* 軍械, 兵工.    68. *advocate* 辯護人.  
69. *title* 稱號, 標題.

- (1) Communications officer.
- (2) Gas officer.
- (3) Liaison officer(s).
- (4) Reconnaissance officer.
- (5) Surgeon.
- (6) Commanders of attached combat units not represented on the staff.
- (7) Chaplain.
- (8) Motor officer (designated as maintenance officer in some units).
- (9) Munitions<sup>70</sup> officer (armanent officer in Air Corps units). (Duties frequently combined with those of S-4).

#### IV. *Forward and rear echelons.*—

(1) In divisions and higher units the headquarters usually are divided so as to include the special staff officers assigned to the units and listed in I.—above from (1) to (12), inclusive, in the forward echelon, and those from (13) to (19) inclusive in the rear echelon. In certain units a special staff section at the rear echelon may have a representative at the forward echelon.

(2) In brigades and smaller units the headquarters usually are divided so as to include the special staff officers assigned to the unit and listed in III.—above from (1) to (6) inclusive, in the forward echelon, and those from (7) to (9) inclusive, in the rear echelon.

#### 7. **Duties.**

The duties of the several special staff officers as listed in paragraphs 8 to 25, inclusive, are intended as a guide. The commander may and should adjust duties to meet operating conditions. In the performance of their duties, special staff sections are ordinarily subject to supervision and co-ordination by appropriate general staff sections. Certain of the special staff officers whose duties are listed have both command and staff functions.

#### 8. **Air Officer.**

1. Advisor to the commander and staff on air matters.
2. Preparation of plans for the use of air units, including recommendations for their allotment to subordinate units.
3. Administrative responsibility through subordinate air base commanders for the air units operating under theater control (air officer, theater of operations only.)
4. Co-ordination, within limits prescribed<sup>71</sup> by the commander, of the utilization of all units (air) of the command.
5. Determination of requirements, procurement, storage, and distribution of aircraft ammunition and air technical supplies. Furnishing information as to the status of aircraft ammunition and air technical supplies.
6. Obtaining and disseminating meteorological<sup>72</sup> data for use by the command, except that obtained by the field artillery and other units for their own use.
7. Examination of captured aviation equipment.

#### 9. **Anti-Aircraft Officer.**

1. Advisor to the commander and staff on all anti-aircraft matters, including passive defense measures.
2. Determination of requirements and recommendations for apportionment<sup>73</sup> of anti-aircraft artillery ammunition.
3. Planning for co-ordination of all means of active defense against air operations in co-operation with the unit air officer.
4. Recommendations as to missions for anti-aircraft artillery including recommendations for allotment to subordinate units.

#### 10. **Artillery Officer.**

1. Advisor to the commander and staff on field artillery matters.
2. Supervision of the training of the field artillery of the unit.
3. Preparation of plans for the use of field artillery, including recommendations for its allotment to subordinate units.
4. Co-ordination of the survey system within field artillery units.

70. *munition* 彈藥,軍用品. 71. *prescribe* 管轄,命定. 72. *meteorological* 氣象學的.

- (1) 通信軍官
- (2) 毒氣軍官
- (3) 聯絡軍官
- (4) 偵察軍官
- (5) 軍醫官
- (6) 配屬之戰鬥部隊指揮官，本部無人代表者。
- (7) 牧師
- (8) 汽車軍官（在若干部隊中兼任保養軍官。）
- (9) 彈藥軍官（在空軍中稱裝備軍官）。（其職務常同補給軍官（S-4）關聯。）

#### IV. 前進指揮所及後方司令部；

- (1) 師及其以上之部隊中，司令部常將（1）項所列之特科幕僚自（1）至（12）分屬於前進指揮所，自（13）至（19）乃分屬於後方司令部。在若干部隊中，後方司令部之特科幕僚部份可派代表在前進指揮所。
- (2) 旅及較小之部隊，其司令部常將（III）項所列之特科軍官自（1）至（6）分遣於前進指揮所，而（7）至（9）乃分屬於後方司令部。

#### 7. 職責：

特科幕僚之職責，以下（8）至（25）條所述者，可供參攷。指揮官於運用時，應將其任務加以調整，特科幕僚在執行職務時，常受有一般參謀各處之督導與協助。有若干特科幕僚係負有執行指揮及參謀兩種業務者。

#### 8. 空軍軍官

1. 為指揮官及其幕僚關於空軍業務方面之顧問。
2. 使用空軍計劃之草擬，包括分遣於下屬部隊之建議。
3. 在所屬空軍基地指揮官襄助之下，負責管理本戰區指揮下各空軍單位。（僅限戰區司令部之空軍軍官。）
4. 在指揮官管轄範圍之內，協同所屬各空軍部隊之運用。
5. 決定申請、徵取、儲存及分配飛機之彈藥，及空軍技術上之補給。供給關於飛機之彈藥與空軍機械補給之現況。
6. 取得并配佈為指揮用之氣象諸元。而砲兵及其他部隊及為自用所取得者，不在此內。
7. 俘獲航空器材之檢查。

#### 9. 防空軍官

1. 為指揮官及其幕僚關於防空業務方面之顧問，凡防空之消極措置亦在此內。
2. 高射砲彈藥申請之決定及分配之建議。
3. 與空軍軍官連絡，計劃各種積極防空措置之聯繫。
4. 高射砲部隊應負任務之建議，包括將其配屬下級部隊之意見。

#### 10. 砲兵軍官

1. 為指揮官及其幕僚關於砲兵業務方面之顧問。
2. 督導所屬部隊野戰砲兵之訓練。
3. 策定野戰砲兵使用之計劃，包括將其配屬下級部隊之建議。
4. 在野戰砲兵部隊內各測地機構之協同。

5. Supervision of observation, signal communication, and liaison within the field artillery.
6. Supervision of supply of meteorological data<sup>74</sup> for the field artillery.
7. Determination of requirements, recommendations for apportionment, and supervision of distribution of field artillery ammunition. Furnishing information as to status of ammunition supply.
8. Co-ordination of fires of the field artillery of subordinate units.
9. Plans for artillery missions to be performed by observation aviation.
10. Collection and dissemination of information pertaining to hostile<sup>75</sup> artillery and other targets through artillery intelligence agencies.

#### 11. Chemical Officer.

1. Advisor to the commander and staff on all chemical matters, including the use of chemicals by the various arms.
2. Preparation of plans for the use of chemical troops, including recommendations for their allotment to subordinate units.
3. Supervision of the operations of chemical troops not assigned to subordinate units.
4. Supervision, within limits prescribed by the commander, of all chemical training, including inspections.
5. Supervision, within limits prescribed by the commander, of collective protective measures, including gas-proofing of inclosures, and the decontamination<sup>76</sup> of gassed areas, equipment, and vehicles.
6. Examination of captured chemical equipment, and collection and evaluation of other information concerning means and methods of utilization of chemicals by the enemy and our own troops and the results obtained.
7. Determination of requirements, procurements, and distribution of chemical equipment and supplies for all units, and chemical munitions for chemical troops.
8. Operation of chemical storage, maintenance and repair facilities, and rehabilitation<sup>77</sup> of salvaged chemical materiel.
9. Technical inspection of supplies, equipment, and ammunition, stored and issued by the Chemical Warfare Service.
10. Supervision of the filling of such chemical munitions as may be prescribed to be performed in the theater of operations.
11. Estimation of requirements and recommendations for apportionment of chemical munitions to chemical troops. Furnishing information as to the status of chemical warfare service ammunition supply.

#### 12. Engineer.

1. Advisor to the commander and the staff on engineer matters.
2. Preparation of plans for the use of engineer troops, including recommendations for their apportionment to smaller units.
3. Determination of requirements, procurement, storage, and distribution of engineer equipment and supplies, including camouflaging materiels.
4. Construction, maintenance, and repair of camps, cantonments<sup>78</sup>, warehouses<sup>79</sup>, hospitals and other structures<sup>80</sup>, including incidental<sup>81</sup>, installations (except signal communications) of roads and trails, and all means of river crossings, of docks, and of airdromes and landing fields.
5. Supply of all fortification materials and the construction of such defensive works as may not be assigned to other troops.
6. Construction, repair, maintenance, and operation of railways, portable<sup>82</sup> and fixed electric light plants, water supply systems, and all other utilities of general service not otherwise assigned.
7. Military mining, demolitions, and the construction and removal of obstacles.
8. Surveys, mapping, and the procurement, production, and distribution of maps.
9. Engineer reconnaissance.
10. Recommendations as to traffic regulations on roads and bridges as may be required by their physical<sup>83</sup> condition.

74. *data* (pl. of *datum*) 諸元, 材料. 75. *hostile* 敵人的. 76. *decontamination* 消毒.  
77. *rehabilitation* 使恢復原狀. 78. *cantonment* 軍隊駐紮所. 79. *warehouse* 堆棧 貨棧.

5. 野戰砲兵部隊中觀測所、通訊連絡之督導及砲兵內部之聯絡。
6. 供給野戰砲兵部隊氣象諸元之監督。
7. 決定彈藥之申請建議並監督野戰砲兵彈藥之分配，供給彈藥補給現況之報告。
8. 聯繫砲兵部隊之射擊。
9. 策定砲兵需用飛機偵察達成任務之計劃。
10. 搜集及配佈敵方砲兵之情報，與由砲兵情報機構所獲得之其他射擊目標。

## 11. 化學軍官

1. 爲指揮官及其幕僚關於化學業務方面之顧問，並包括各種兵器化學劑之使用。
2. 所有未配屬下屬部隊之化學部隊使用與監督。
3. 督導化學部隊之未配屬下屬部隊之工作。
4. 於指揮官指定範圍之內，各種化學訓練之督導并行檢閱。
5. 於指揮官指定範圍之內，督導各種防護措置，包括四週毒氣之防禦，與受毒區域裝備及車輛之消毒。
6. 檢驗俘獲之化學裝備，收集並評定我軍與敵軍所用有關化學劑使用器材方法之研究。
7. 各部隊化學裝備與補給品及化學部隊之化學彈藥等申請之決定，領取與分配。
8. 化學用品貯存，保養，及修理設備等工作與化學用品起變化之急救。
9. 由化學總監部發下或貯存之補給品，器材，彈藥之技術上檢驗。
10. 督導各種化學彈藥之裝置，以便適合戰場之應用。
11. 化學部隊化學補給品申請之估計，與分配之意見，并供給化學總監部化學彈藥補給現況之情報。

## 12. 工兵軍官

1. 爲指揮官及其幕僚關於工兵業務方面之顧問。
2. 策定工兵部隊之使用計劃，包括將其配屬於小部隊之意見具申。
3. 決定工兵裝備及補給品之申請、領取與分配，包括偽裝器材。
4. 營房、軍隊駐紮地、庫棧、醫院及其他建築之構造、保養及修理，關於公路、道路、渡河設施、船塢、飛機場與着陸場之建造，除通信設備外，其他附屬設備均包括在內。
5. 供應築城器材及未經指定其他部隊構築之防禦工事。
6. 鐵道、移動及固定之電廠、自來水廠、以及其他公共服務事業等之建造、修理、保養及運用，而未經指定其他負責者。
7. 軍用地雷，爆破物，障礙物之敷設及撤除。
8. 地圖之測繪，及其選用、印行與分發事宜。
9. 工兵偵察。
10. 按道路橋樑之構造情形，必要時提供車輛行駛規則之意見。

80. *structure* 建築物. 81. *incidental* 附屬的, 連帶的. 82. *portable* 移動的, 可搬運的.  
83. *physical* 物質的, 構造的.

11. Preparation and posting of signs for marking routes.
  12. Supervision, within limits prescribed by the commander, of engineer and camouflage activities in subordinate units, including such work performed by troops other than engineers.
  13. Development within the unit of measures for camouflage of personnel and installation; preparation of instructions concerning camouflage, use of camouflage materiel, and protective coloration of all equipment except aircraft.
  14. Examination of captured engineer equipment.
- 13. Headquarters Commandant.**
1. Local security of the headquarters.
  2. Internal administration and arrangements for moving headquarters.
  3. Detail of orderlies and messengers.
  4. Supervision of headquarters mess.
  5. Messing and quartering of casualties<sup>84</sup>.
  6. Reception of visitors at certain headquarters.
- 14. Ordnance Officer.**
1. Advisor to the commander and staff on ordnance matters.
  2. Preparation of plans for use of ordnance troops not assigned to subordinate units.
  3. Collection and evaluation of information concerning means and methods of utilization of ordnance materiel and ammunition by the enemy and our own troops, and the results obtained.
  4. Procurement, storage, and distribution (in accordance with apportionments as approved by the commander) of ammunition and of other ordnance supplies and equipment.
  5. Operation of ordnance storage, maintenance, and repair facilities, including salvage and repair of ordnance materiel.
  6. Technical inspection of ordnance equipment.
  7. Supervision, within limits prescribed by the commander, of ordnance activities in subordinate units.
- 15. Provost Marshal.**
1. Advisor to the commander and staff on matters pertaining to the duties of the military police.
  2. Enforcement of traffic control regulations.
  3. Apprehension<sup>85</sup> and disposition of stragglers, absentees, and deserters<sup>86</sup>.
  4. Collection and custody<sup>87</sup> of prisoners of war.
  5. Enforcement of police regulations among members of the military forces and in areas occupied by troops.
  6. Co-operation with civil authorities on plans including those for police protection, black-outs, antisabotage activities<sup>88</sup>, and the like.
  7. Control of the civil population<sup>89</sup> including circulation of individuals and mass movements of refugees, when circumstances<sup>90</sup> require.
  8. Supervision of installations for refugees and the feeding of noncombatants, when necessary.
  9. Criminal<sup>91</sup> investigation<sup>92</sup> activities and custody and disposition of offenders<sup>93</sup>.
  10. Co-ordination, within limits prescribed by the commander, of military police in subordinate units.
  11. Recommendations as to location of Straggler line and collecting points for prisoners of war.
- 16. Signal Officer.**
1. Advisor to the commander and staff on signal matters, including the location of command posts.
  2. Preparation of routine and combat orders relating to signal communication.

84. *casual* 臨時的. 85. *apprehension* 逮捕, 捕獲. 86. *desert'er* 逃兵.  
 87. *custody* 監守, 看管. 88. *antisabotage activities* 防止怠工, 反罷工活動.

11. 路標之準備與設立。
  12. 於指揮官指定範圍內，督導下屬部隊之工事及偽裝作業及其他非工兵部隊以外之工作隊事務。
  13. 改進部隊人員設備之偽裝，及關於偽裝設置之標準，偽裝材料之使用。除飛機外，各種設施均加以保護塗料。
  14. 檢驗俘獲之工兵器材。
13. 副官長
1. 司令部所在地之警衛。
  2. 司令部移動之設置，及內部之管理。
  3. 勤務及傳令兵之指派。
  4. 司令部膳食事務之監督。
  5. 臨時來往人員之膳宿事宜。
  6. 招待來賓（按各部隊之規定）。
14. 軍械軍官
1. 為指揮官及其幕僚關於軍械事務方面之顧問。
  2. 擬具未配屬下屬部隊之軍械部隊使用計劃。
  3. 搜集並評定有關敵我部隊應用軍械器材彈藥之各種方法和成效之情報。
  4. 彈藥及其他軍械補給品與裝備之領取貯存，並依指揮官規定之份量分配。
  5. 軍械貯存、保養及修理設施之使用，包括軍械器材之保護與修理。
  6. 軍械器材之技術上檢驗。
  7. 在指揮官指定範圍內，檢查下級部隊中之軍械工作。
15. 憲兵隊長
1. 為指揮官及其幕僚關於憲警各種職權業務之顧問。
  2. 交通管制規則之嚴格執行。
  3. 落伍兵、擅離職守者、逃兵之逮捕與處理。
  4. 俘虜之收容與監守。
  5. 在軍職人員中及部隊佔領區內，執行軍事法規。
  6. 與地方當局聯絡，維持治安，管制燈火，防止怠工，及反間諜與其他類似之事。
  7. 情況需要時，可控制居民，包括平民之遷徙及難民之集團運送事宜。
  8. 必要時監視難民之聚集及非戰鬥人員之給養情形。
  9. 犯罪行動之偵查及犯罪者之監守及處置。
  10. 在指揮官指定範圍內，與下屬部隊之憲兵協力合作。
  11. 對落伍兵管制綫及俘虜收容所位置提供意見。
16. 通信軍官
1. 為指揮官及其幕僚關於通信業務方面之顧問，包括指揮所地點之選定。
  2. 預備與通信聯絡有關之例行或作戰命令。

89. *population* 居民, 人口. 90. *circumstance* 情況, 環境. 91. *criminal* 犯罪的, 有罪的.  
 92. *investigation* 偵查, 調查. 93. *offender* 犯罪者.

3. Planning, installation, and supervision of the aircraft warning net, when so directed.
  4. Preparation, publication, storage, accounting for, and distribution of codes and ciphers.
  5. Determination of requirements, procurement, storage, and distribution of signal equipment and supplies.
  6. Procurement and operation of signal maintenance and repair facilities.
  7. Technical inspection of signal equipment, within limits prescribed by the commander, and recommendations relative to its care and utilization.
  8. Supervision of the installation, maintenance, and operation of the signal system, including the message center of the unit.
  9. Supervision of such activities pertaining to the signal intelligence, pigeon<sup>94</sup>, and, except in Air Corps units, photographic services as affect the unit.
  10. Examination of captured signal equipment.
- 17. Surgeon.**
1. Advisor to the commander and staff on all matters pertaining to—
    - (1) Health and sanitation of the command and of occupied territory.
    - (2) Training of all troops in military sanitation and first aid.
    - (3) Location and operation of hospitals and other medical establishments and of the evacuation service.
  2. Supervision, within limits prescribed by the commander, of training of medical troops, including inspections.
  3. Determination of requirements, procurement, storage, and distribution of medical, dental, and veterinary equipment and supplies.
  4. Supervision, within limits prescribed by the commander, of the operations of elements of the medical service in subordinate units.
  5. Preparation of reports and custody of records of casualties.
  6. Examination of captured medical equipment.
- 18. Commanders of attached Combat Units having no Special Staff representative.**
1. Commanders of attached combat units having no special staff representative act as advisors to the commander and his staff on tactical and technical matters relating to their units.
- 19. Adjutant General.**
1. Headling all official correspondence, except that pertaining to combat orders and instructions, in accordance with regulations and approved policies. In cases for which no policy has been established, he initiates action to secure a policy covering such cases.
  2. Authentication and distribution of all orders and instructions except those pertaining to combat operations.
  3. Maintenance of the office of record for the headquarters.
  4. Operation of the Army postal service in the unit. In divisions and certain higher units upon mobilization, a postal section is organized and operated by a designated postal officer under the supervision of the adjutant general.
  5. Establishment of the Prisoner of War Information Bureau prescribed by the Hague Convention<sup>95</sup> (GHQ and theater of operations).
  6. Operation, in accordance with approved policies, of activities at the headquarters pertaining to—
    - (1) Classification of all individuals joining the command, their subsequent<sup>96</sup> assignment, reclassification, and reassignment, their promotion, transfer, retirement, and discharge.
    - (2) Procurement and replacement of personnel.
    - (3) Decorations, citations, honors, and awards.
    - (4) Leaves of absence and furloughs.
    - (5) Education (exclusive of tactical and technical).
    - (6) Recreation and welfare and all other morale matters not specifically charged to other agencies.
  7. Custody of the records of all personnel belonging to the command which are not kept in some subordinate unit.
  8. Preparation and distribution of the station list.

94. *pi'geon* 鴿子, (軍用鴿). 95. *convention* 會議. 96. *sub'sequent* 其後的, 後來的.



9. Preparation and submission of reports on strength, casualties, captured materiel, prisoners of war, and incidental returns.
  10. Supplying of blank forms, publications, and instructional matter furnished by the Adjutant General's Department.
  11. Operation of office procedure as regards administrative matters, including recommendations as similar<sup>97</sup> arrangements in headquarters of subordinate units.
- 20. Chaplain.**
1. Advisor to the commander and staff in religious and moral activities of the command.
  2. Supervision of the Spiritual welfare of the command.
  3. Conduct of religious services, including funerals<sup>98</sup>.
  4. Spiritual ministrations<sup>99</sup> to the sick and wounded.
  5. Correspondence with relatives of deceased<sup>100</sup> personnel.
  6. Co-ordination of the religious work of the various welfare societies.
  7. Supervision and co-ordination, within limits prescribed by the commander, of the training and work of the chaplains of subordinate units.
  8. Recommendations as to assignments and transfers of chaplains.
  9. Providing<sup>101</sup> the services of chaplains for units requiring them.
  10. Preparation of estimates and allotment of funds for religious activities not specifically charged to other agencies of the command.
  11. Preparation of reports relative to the religious and moral activities of the command.
- 21. Finance Officer.**
1. Advisor to the commander and staff on fiscal<sup>102</sup> matters.
  2. Payment of the command, and payments for hired labor, for supplies purchased or requisitioned, and for damages<sup>103</sup> or claims.
  3. Custody of financial records.
  4. Custody and disbursement of all Government funds, including such special funds as the commander may direct.
- 22. Inspector General.**
1. Inspections and investigations as the commander may direct.
  2. Inspection at all commands, units, systems transportation, installations, accounts, and non-military agencies as required by the commander.
- 23. Judge Advocate.**
1. Advisor to the commander and staff, and to other members of the command in proper cases, on questions of law.
  2. Supervision of the administration of military justice within the command.
  3. Review and recommendation as to the action to be taken upon charges preferred for trial by, and records of trial of, military courts.
- 24. Officer-in-charge of Civil Affairs (GHQ and other territorial commands when required).**
1. Advisor to the commander on matters pertaining to the administration of civil affairs in the theater of operations.
  2. Supervision of such agencies as may be established for the required control of civil affairs in occupied territory.
- 25. Quartermaster.**
1. Advisor to the commander and staff on quartermaster matters.
  2. Determination of requirements, procurement, storage, and distribution of quartermaster equipment and supplies, including vehicles.
  3. Procurement and disposition of real estate and facilities including leasing.
  4. Procurement and operation of quartermaster utilities, storage, maintenance, and repair facilities.

97. *similar* 類似的, 相似的. 98. *funeral* 殯葬, 葬禮.  
 99. *ministration* 安慰, 濟助. 100. *decease* 死亡.

9. 兵力，傷亡，戰利品，俘虜，及其他意外事件報告之整理及提呈。
  10. 副官處表格，印刷品及文卷之供給。
  11. 辦理司令部之例行公事，并規定下屬部隊指揮部類似之工作。
20. 軍中牧師
1. 為指揮官及其幕僚有關所屬部隊宗教及士氣鼓舞事宜之顧問。
  2. 督導所屬部隊之精神鼓勵事宜。
  3. 宗教禮拜及殯葬之指導。
  4. 傷病官兵之精神安慰。
  5. 已故官兵家屬之通訊。
  6. 與社會公共團體之宗教工作取得連絡。
  7. 於指揮官指定範圍內，監督并聯繫下屬部隊之牧師工作與訓練。
  8. 軍中牧師任用調遣之建議。
  9. 籌備各部隊之宗教事務，以適合部隊之需要。
  10. 宗教工作經費之預算及分配，未經其他特設機關負責者應擬訂之。
  11. 準備所屬部隊有關宗教及士氣鼓舞事宜之報告。
21. 財務課長
1. 為指揮官及其幕僚經理業務方面之顧問。
  2. 官兵薪餉，傭工工資，購買及修繕費用之開支。
  3. 經理賬冊之保管。
  4. 經費及其他款項（包括指揮官之特支費）之保管與開支。
22. 督察官
1. 承指揮官之命實施檢驗並巡察。
  2. 視察所屬部隊，機關，運輸，庫房，賬目，及指揮官所指示之非軍事機關。
23. 軍法官
1. 為指揮官及其幕僚與其他特殊情況下官兵之法律顧問。
  2. 督導所屬部隊之軍法行政。
  3. 軍事法庭所提出控訴處理態度，審判等之考慮與建議。
24. 民事官（總司令部或其他地區司令部內需要時可設立之）
1. 為指揮官在作戰區域內，民事問題之顧問。
  2. 督導在佔領區內處理民事而設之機關。
25. 軍需官
1. 為指揮官及其幕僚有關軍需事務之顧問。
  2. 決定軍需裝備及其補給（包括車輛）之申請、領取、貯存及分配。
  3. 房產等之徵用租借與處理。
  4. 軍需設施之管理，貯存，保管與修繕等工作。

101. *provide* 籌備, 準備. 102. *fiscal* 財務, 經理.

103. *damage* 修理, 賠償損失.

5. Operation of—
  - (1) Remount service.
  - (2) General Service pool of labor.
  - (3) Salvage service.
  - (4) Graves registration service.
  - (5) Motor transport service and motor maintenance<sup>104</sup> units.
6. Transportation of troops, and supplies by land, water, and commercial air means, except such as may be allocated to another arm or service.
7. Technical inspection of motor and animal transportation, and supervision of quartermaster activities in subordinate units within limits prescribed by the commander.
8. Examination of captured quartermaster equipment.

### PART 3.—COMPARISON OF U.S. AND CHINESE STAFF FUNCTIONS.

- I. A comparison of functions of General Staff Officers in the United States Army with Staff Sections performing these duties in the Chinese Army.

#### DUTIES AND FUNCTIONS OF G-1 IN THE UNITED STATES ARMY

<u>Function</u>	<u>Performed by in Chinese Army</u>
Procurement and replacement of personnel.	Replacement sub-section of the Adjutant General's Section.
Classification, assignment, promotions, transfers, retirement, and discharge.	Personnel sub-section of the Adjutant General's Section.
Payment of Personnel.	Finance sub-section of Quartermaster Section.
Decorations, citations, honors, awards, rewards, and punishment.	Personnel sub-section; Adjutant General's Section.
Leaves of absence and furloughs.	Personnel sub-section; Adjutant General's Section.
Interior arrangements of Headquarters.	The Adjutant General's Section.
Religious, recreation, morale, and welfare activities.	The Adjutant General's Section.
Army Postal Service.	Supply sub-section of the General Staff Section.
Strength statistics and reports.	Personnel sub-section of the Adjutant General's Section.
Casualty Reports and Records.	Medical Section.
Collection, disposition, and reports on Prisoners of War.	Provost Marshal's Section.
Collection and disposition of stragglers.	Provost Marshal's Section.
Security of Quarters Areas.	Provost Marshal's Section.
Shelter and administration of Quarters Areas.	Operations sub-section, General Staff Section.

<sup>104.</sup> *maintenance* 保養,維持.

5. 其他工作：
- (1) 馬匹管理。
  - (2) 傭工工作區。
  - (3) 救濟勤務。
  - (4) 墓地登記事宜。
  - (5) 汽車運輸勤務與汽車保養部隊。
6. 除歸其他部隊負責之外，所有軍隊運輸及補給品由水路陸地與商用飛機之運輸等事宜。
7. 馱馬及汽車運輸之技術上視察，以及指揮官指定範圍內之下屬部隊軍需事宜之督導。
8. 檢驗俘獲之軍需器材。

### 第三節 中美參謀業務之比較

- I. 美國陸軍各級司令部一般參謀部份與中國陸軍各級司令部所轄各處參謀之比較。

#### 美國陸軍人事處 (G-1) 之職掌與業務

<u>業 務</u>	<u>中國陸軍中之執行者</u>
人員之徵調及補充。	副官處補充科
分編，委派，晉升，遷調，退休及撤免。	副官處人事科
官兵薪餉。	軍需處財務課
勳章，嘉獎，榮譽章，獎狀，獎金及懲罰。	副官處人事科
請假及例假。	副官處人事科
司令部內部之佈置。	副官處
宗教，娛樂，精神及福利事務。	副官處
軍郵。	參謀處後勤科
實力之統計及報告。	副官處人事科
傷亡之報告及紀錄。	軍醫處
戰俘之收容，處理及報告。	憲兵隊
落伍兵之收容與處理。	憲兵隊
駐地之警戒。	憲兵隊
駐地之掩蔽與管理。	參謀處作戰科

<u>Function</u>	<u>Performed by in Chinese Army</u>
Sanitation of Camps and Billets.	Medical Section.
Relations with Civil Government and Civilians in zone of operations.	Provost Marshal Section.
Maintenance of Law and Order in the Command.	Provost Marshal's Section.
Graves Registration, cemeteries, and burial.	Medical Section.
Supervision of matters concerning members of our forces who are prisoners of the enemy.	Adjutant General's Section.
Supervision, review, and recommendations on administration of military justice.	The Judge Advocate in the Provost Marshal's Section.
General regulations and routine Administration.	The Adjutant General's Section.
Inspections and Investigations.	Commanders of units concerned or the Judge Advocate.

#### DUTIES AND FUNCTIONS G-2 IN THE UNITED STATES ARMY

<u>Function</u>	<u>Performed by in Chinese Army</u>
Collection, evaluation, interpretation, and dissemination of information regarding the enemy.	Intelligence sub-section of the General Staff Section.
Liaison with higher, lower, adjacent units, and other intelligence agencies for the exchange of information.	Intelligence sub-section of General Staff Section.
Collection and solution of enemy radio and other communications.	Intelligence sub-section; General Staff Section.
Espionage <sup>1</sup> .	Intelligence sub-section; General Staff Section.
Determination of need for maps and surveys and supervision of reproduction.	Operations sub-section; General Staff Section.
Coordination of requests for air photos and reconnaissance.	Intelligence sub-section; General Staff Section.
Intelligence Training.	Intelligence sub-section; General Staff Section.
Counter-espionage and counter-propaganda, and control of the issuance of war information to news agencies, radio stations, military attaches, and public.	Intelligence sub-section; General Staff Section.
Censorship of mail and telegrams for the military and civilians.	Operations sub-section; General Staff Section.
Use and preparation of scret codes <sup>2</sup> .	Cipher officer in General Staff Section.

1. *espionage* 偵探. 2. *code* 密碼, 符號.

業 務

駐地及營房之衛生。	軍醫處
作戰地區內地方機關與人民之聯繫。	憲兵隊
軍法與命令之遵守。	憲兵隊
墳墓之登記，墳地及埋葬。	軍醫處
我被敵俘虜人員有關事項之監督。	副官處
軍法行政之考核，建議與監督。	軍法處
一般法規及日常勤務。	副官處
監督與調查。	軍風紀調查團或軍法官

美國陸軍情報處 (G-2) 之職掌與業務業 務中國陸軍中之執行者

關於敵人情報之傳送，譯述，審定及收集。	參謀處情報科
與高級，下級，隣接部隊及其他情報機關之聯絡與情報交換。	參謀處情報科
敵方無線電及其他信通聯絡之截獲與解釋。	參謀處情報科
偵探。	參謀處情報科
測量及地圖需要之決定與複印之監督。	參謀處作戰科
空中偵探及空中照相申請之聯繫。	參謀處情報科
情報訓練。	參謀處情報科
反間諜，反宣傳，新聞檢查，無線電台，軍事訪員及公共團體之管制。	參謀處情報科
軍民電信郵件之檢查。	參謀處情報科
密電之使用及準備。	參謀處譯電組

## DUTIES AND FUNCTIONS OF G-3 IN THE UNITED STATES ARMY

<u>Function</u>	<u>Performed by in Chinese Army</u>
Preparation and coordination of plans and orders and/or the supervision of operations and training.	Operations sub-section; General Staff Section.
Study and estimation of technique of strategy, tactics and combat.	Operations sub-section; General Staff Section.
Influence of terrain and weather on operations.	Operations sub-section; General Staff Section.
Organization and equipping of units.	Adjutant General's Section.
Priority of replacements and reinforcements.	Adjutant General's Section.
Maintaining contact with subordinate units, supervising troop movements and tactical operations, and establishing liaison with higher, lower, and adjacent units.	Operations sub-section; General Staff Section.
Supervision of signal communication.	Operations sub-section; General Staff Section.

## DUTIES AND FUNCTIONS OF G-4 IN THE UNITED STATES ARMY

<u>Function</u>	<u>Performed by in Chinese Army</u>
Rations and forage <sup>3</sup> , men and animals.	Rations sub-section of Quartermaster Section.
Construction and maintenance of roads, docks, airfields, and railroads.	Operations sub-section; General Staff Section.
Collecting, clearing, and medical care in the field.	Medical Section.
Transportation control.	Supply sub-section; General Staff Section.
Assignment and transfer of non-combat personnel. (Such as coolies <sup>4</sup> ).	Adjutant General's Department.
Replacement and distribution of equipment.	Supply sub-section; General Staff Section.
Maintenance of equipment.	Supply sub-section; General Staff Section.
Salvage of materiels and booties <sup>5</sup> .	Supply sub-section; General Staff Section.
Deposits <sup>6</sup> and military expenditures.	Finance sub-section; Quartermaster Section.
Construction, maintenance and operation of utilities.	Supply sub-section; General Staff Section.

3. *fo'rage* 飼料. 饲料. 4. *cool'y* (coolie) 民伕, 苦力.

## 美國陸軍作戰處(G-3)之職掌與業務

<u>業 務</u>	<u>中國陸軍中之執行者</u>
計劃與命令之準備聯繫及作戰與訓練之監督。	參謀處作戰科
戰略，戰術及戰鬥之技術上研究與判斷。	參謀處作戰科
地形天候對作戰之影響。	參謀處作戰科
各單位之編制與裝備。	參謀處
增援與補充之優先順序。	副官處
與各下級單位之連絡，各部隊之運動及戰術行動之監督，與高級、低級及隣接部隊派遣連絡。	參謀處作戰科
通訊交通之監督。	參謀處作戰科

## 美國陸軍後勤處(G-4)之職掌與業務

<u>業 務</u>	<u>中國陸軍中之執行者</u>
兵員與馬騾之口糧及馬乾。	軍需處糧秣課
公路，船塢，飛機場及鐵路之建設與修繕。	參謀處作戰科
戰地之清掃與衛生事務。	軍醫處
運輸管制。	副官處補給科
非戰鬥員兵（如民伕等）之指派與調遣。	副官處
裝備之補充與分配。	參謀處後勤科
裝備之保管。	參謀處後勤科
器材及戰利品之修理。	參謀處後勤科
儲備及軍事費用。	軍需處財務課
公用事業之建造，保 與使用。	參謀處後勤科

5. *buty* 戰利品, 掠奪物.    6. *dépôt* 貯備, 貯藏.



<u>Function</u>	<u>Performed by in Chinese Army</u>
Procurement, storage, and distribution of all supplies. (Except S. O. S.).	Supply sub-section; General Staff Section.
Location of supply, evacuation, and maintenance establishments.	Chinese Service of Supply. Not an army function.
Preparation, authentication and distribution of Administrative orders.	Supply sub-section; General Staff Section.

## II. General distribution of duties in various Staff Sections of the Chinese Army.

1. The Commander, his Vice Commanders, and the Chief of Staff and assistants, together with aides, clerks<sup>7</sup> and other personnel form the Command Section or Headquarters for each echelon.

2. Seven sections form the staff for each echelon for Divisions and above. These sections are all on the same level<sup>8</sup> and function directly under the chief of staff. However, the chief of staff should and does delegate certain supervisory<sup>9</sup> activities to the General staff section. The following sections make up the staff;

1. General staff section.
2. Adjutant general's section.
3. Artillery Section.
4. Quartermaster Section.
5. Ordnance Section.
6. Provost Marshal Section.
7. Medical Section.

In addition, certain other commanders of organic and attached units act as special staff officers. For example, the Commander of the Signal, Special Service, Engineer, and other units would advise regarding their duties.

3. The General Staff Section is divided into three sub-sections; Operations, Intelligence, and Supply. The General Staff work is coordinated by a Chief of Section, either the Secretary of the Section or other senior officer appointed. Where no officer has been designated, the Chief of the Operations sub-section usually coordinates. The General Staff is not charged with the duty of supervising other sections as in the United States Army. However, for proper functioning, certain supervisory authority should be delegated<sup>10</sup> by the Chief of Staff. These functions are usually as follows;

Operations Section: Supervises the work of the Artillery Section and such other organic or attached units such as Engineers, Signal, and other troops.

Intelligence Section: Usually charged with supervision of the cipher section in the General Staff Section.

Supply Section: Supervises the work of the Quartermaster, Ordnance, and Medical Sections and any Transport units in the echelon.

4. The Adjutant General's Section is not under the General Staff Section but handles all matters pertaining to personnel replacements, and administration. This causes him to function very similarly to G-1 in the United States Army. He must work closely with and supervise to some extent the work of the Provost Marshal's Section, and, in some instances<sup>11</sup>, that of the Medical Section.

5. The Artillery Section of each echelon<sup>12</sup> must supervise the employment of artillery. Where central control of fire direction is necessary, the Artillery Section must be given additional personnel to control employment of organic and attached Artillery.

6. The Quartermaster Section has three sub-sections, rations<sup>13</sup>, clothing, and finance<sup>14</sup>. This Section must work closely with the Supply sub-section of the General Staff.

7. *clerk* 書記員, 繕寫員; 8. *level* 平行, 水平.

9. *supervisory* 監督, 監視; 10. *delegate* 指定, 委派.

業 務中國陸軍中之執行者

- 一切補給之徵用，堆倉與分配。(供應處者除外) 參謀處後勤科
- 補給，後送及保養設施之位置。 中國後方勤務部(非軍事機關)
- 後勤命令之預備，核定與配佈。 參謀處後勤科

## II. 中國陸軍各級司令部中各處職掌之一般分配

- 一、由指揮官，副指揮官，參謀長，各參謀，以及助理人員，書記等組成各級司令部或指揮部。
- 二、師以上之司令部通常由幕僚七處組成，此七處完全平行，其業務由參謀長指導之，惟參謀長仍須將若干監督事務委諸參謀處。司令部七處名稱如下：

1. 參謀處
2. 副官處
3. 砲兵指揮組
4. 軍需處
5. 軍械處
6. 憲兵隊
7. 軍醫處

此外，有若干原有及配屬部隊之指揮官為特科參謀，如通訊，特勤，工兵以及其他單位之指揮官關於彼等職責有關之事項，均應具申意見。

- 三、參謀處下分三科，為作戰，情報及後勤。一般參謀業務係由處長或秘書或其他資深之軍官調度之。若未指定軍官時，通常由作戰科長調處之。參謀處非如美國陸軍負有監督其他各部份之責任，惟關於特殊之業務受參謀長指定時，即應負若干監督之責。此種業務通常如下：

作戰科：監督砲兵指揮組之工作及其他原有或配屬單位如工兵通訊與其他部隊。

情報科：通常負有監督參謀處譯電組之責。

後勤科：有監督本部軍需，軍械，軍醫及其他輸送部隊工作之責。

- 四、副官處不隸屬於參謀處，但其所管理之事務有關於人員補充及各項勤務者，故其業務頗似美國陸軍中之人事處，該處有時對於憲兵隊及軍醫處之工作，須密切連絡，並有若干監督之權。

- 五、各級司令部之砲兵指揮組應監督砲兵之使用，如有需要統一指揮射擊時，該組應增加人員於所集中之原有或配屬砲兵部隊。

- 六、軍需處下分三課，為糧秣、被服、財務。該處與參謀處後勤科在工作方面切取聯繫。

11. *in'stance* 有時,特殊情形. 12. *e'chelon* 部隊,縱隊.  
13. *ra'tion* 糧秣 定糧. 14. *fin'ance'* 財務,財政.

7. The Ordnance Section has been taken from the former Administrative Department which controlled it while it was composed entirely of civilian<sup>15</sup> mechanics and specialists. It now functions as a separate section with supervision from the Supply Section of the General Staff. The second in command of the Ordnance Section is responsible for Chemical warfare matters.

8. The Provost Marshal Section is the police department. All matters relating to protection of the headquarters, law and order within the command, traffic and straggler control, collection and disposition of prisoners of war, relations with civil authorities and control of refugees are part of the duties of the Provost Marshal. He controls all military police and Special Service units in the command. The second in command of the Provost Marshal's Section is the Judge Advocate of the unit.

9. The Medical Section is divided into three subsections; Medical, Veterinary<sup>16</sup>, and Pharmacy<sup>17</sup>. They work closely with the Supply Section of the General Staff on matters of evacuation, burials, etc., and with the Adjutant General's Section on matters relating to the health and sanitation of the command.

---

15. *civil'ian* 平民, 民間. 16. *vet'erinar's* 獸醫. 17. *phar'mäcy* 司藥, 藥劑.

- 七、軍械處以前係屬於軍務處，原由民間專門人員及技工所組成，現已獨立成處，由參謀處後勤科督導，軍械處副處長應擔負化學戰方面之責任。
- 八、憲兵隊係警政性質之部門，其職務範圍極廣。如司令部之警衛，軍法、命令之維持，交通及落伍兵之管制，戰俘之收容及處理，與地方政府聯絡，管理難民等均在憲兵職責之內，並管理所有部隊之憲兵與勤務部隊等，憲兵隊副隊長由該單位軍法官擔任。
- 九、軍醫處下分三種，為軍醫、獸醫及司藥，對於後送與埋葬等方面工作，應與參謀處後勤科取聯絡，於駐地公共衛生及健康方面應與副官處取得聯絡。

## 第二章 情況判斷

### 導 論

情況判斷，須窮戰場各種事象之理，研幾心意肆應之機，經分綸合，綜和歸納，以導引正確之決心。

我國作戰綱要第六條有云：『爲期指揮適切，須不斷判斷狀況。判斷狀況，以「任務」爲基礎，綜合「敵情、地形、我軍狀態，及天候氣象」等各種資料，而加以較量，積極的決定「完成我任務」之目的方策』。以此概括之原則，欲適切應用於戰場，則有賴長期之戰術作業，與實戰之經驗，予以磨練。

美軍對此種情況判斷，其邏輯原則上，與前項所述相同，惟所用之法則，條理較爲分明，目次亦甚詳細，故在訓練上，有此準繩，學習較爲容易，在實戰中，循此規矩，應用可免遺誤，尤以其一般幕僚 G-1. G-2. G-3. G-4. 四處，係各有其情況判斷，而由參謀長綜合之，再益之指揮官之情況判斷，層次分明，系統嚴緊，較往者一般部隊指揮機構，僅由參謀長或參謀處長，作戰術上之情況判斷，而忽視人事、情報、補給後送者，遠爲周密，以今日軍隊指揮之複雜，欲「多算」而無所遺誤，則當重視此種機構也。

## CHAPTER II.

## ESTIMATE OF THE SITUATION.

I. 1. **General.**—Every military operation should have a definite aim. All missions assigned by the commander should contribute<sup>1</sup> to this aim. The mission assigned the commander by higher authority, should require the adoption<sup>2</sup> of a definite course of action, to meet the particular situation confronting<sup>3</sup> the command. The course of action adopted should be the result of a correct decision. A correct decision results from a timely and accurate estimate of the situation. The estimate of the situation is therefore a continuing mental process leading to a decision.

2. **Estimates may be written or oral**<sup>4</sup>.—Written estimates are practicable and appropriate when there is time available for preparation and writing. They also afford<sup>5</sup> a useful means for training staff officers and potential<sup>6</sup> commanders. Staff estimates are usually presented orally either to the commander or before the assembled staff.

3. **Purposes.**—The purpose of the estimate is to insure that the commander will give due<sup>7</sup> consideration to all factors in the situation. This will also include the enemy capabilities. The commander will therefore get staff estimates on the condition and location of his own troops, on the estimate of the enemy situation and enemy capabilities, on the supply and evacuation situation of his own troops, on the terrain and engineering problems, and any other pertinent<sup>8</sup> factors. He will consider all these factors in the light of his mission, and what relation each possible decision will have to future action by his command.

4. **Each estimate is a continuing process.**—With each change in the situation, the commander must either continue the action begun, or announce a new decision. For example, when hostile contact is expected, the initial decision may be to continue the march. As information concerning the location and dispositions of the enemy is accumulated<sup>9</sup> the commander may either decide to continue the march, or he may decide that he will attack. Details for making the development and deployment for the attack may be announced at a later time. Still later, as the position of the enemy becomes clearer, the commander may announce that he will attack, enveloping the enemy right (left) flank. The final decision involving<sup>10</sup> details of troops to be employed time of attack, direction of attack of the troops making the main attack and those making the secondary attack are announced in time for the development of the command and the deployment of the troops for action. Objectives are assigned and boundaries designated. Those details of administration and supply are included which will be needed in planning the operation.

5. **Such an estimate of the situation culminates**<sup>11</sup> in a decision.—The decision must express concisely<sup>12</sup> what the commander intends to do with the force under his command to meet the challenge<sup>13</sup> of the situation which confronts his command and which will carry out the mission assigned him by higher authority. Every decision should be made in consideration of future action against the enemy.

6. The estimate should be as thorough<sup>14</sup> and complete as the time available will permit. It may thus vary from a short mental estimate to a carefully written document requiring hours of preparation by staff sections.

7. However, when the situation is such that an immediate decision is required, the commander may announce his decision, and orders may be issued based upon scanty<sup>15</sup> information of the enemy, but in compliance<sup>16</sup> with the commander's mission.

8. Since the commanders estimate will be based upon the estimate of various staff officers, it will be noted that these should be chosen for their tactical and technical training, and they should be carefully woven<sup>17</sup> into an integrated<sup>18</sup> group which seeks<sup>19</sup> constantly<sup>20</sup> to serve the commander and his troops.

II. **Elements of the Estimate.**—The following is a discussion of the commander's estimate of the situation by paragraphs in the form recommended. (See Section II).

1. Paragraph 1 (Mission). In estimating the situation the commander carefully considers his mission as set forth in orders or instructions re-

1. *contribute* 配合, 貢獻. 2. *adoption* 採取, 採納. 3. *confront* 處, 際遇, 對向.  
4. *oral* 口述的, 言說的. 5. *afford* 給與. 6. *potential* 修養, 可能的.  
7. *due* 隨時, 按時的. 8. *pertinent* 切要的, 適當的.  
9. *accumulate* 獲得, 得利. 10. *involve* 包括, 包含.

## 第二章 情況判斷

1. 1. 概論——每一軍事行動，必有其一定之目的，指揮官賦予各部隊任務時，均需配合此種目的，指揮官執行上級指揮官授與之任務，必針對所屬部隊所處之特殊情況，採取一定之作戰方針。採取此作戰方針，須根據正確之決心。而正確之決心，必根據切合時機并正確之情況判斷。故情況判斷為繼續不斷運用心智以導引決心。
2. 情況判斷可以書面或口頭行之——如時間許可寫作及準備時，書面判斷，為切實際而妥當之方法。同時亦為訓練參謀人員及指揮官修養之有效方法，幕僚之判斷，通常口頭向指揮官或幕僚會議提出。
3. 目的——情況判斷之目的，為促使指揮官隨時考慮情況中所有應注意之因素。此種因素，包括敵人之可能行動。故指揮官須獲得幕僚關於自己部隊位置及狀況之判斷，敵人情況與可能行動之判斷，與所屬部隊彈藥及補給狀況、地形、工兵作業及其他切要之因素。指揮官基於自己之任務，考慮以上各種因素，并研究其對於所屬部隊未來行動每個可能決心之關係。
4. 每一情況判斷，係一連續之處置——在情況有所變化時，指揮官必需決定係繼續以前之行動或需下一新決心。例如當預期與敵接觸時，則最初決心可為繼續行軍。如已獲得各種敵人之部署及位置等情報時，則指揮官可決定繼續行軍抑或決定將實行攻擊。至於攻擊如何展開、部署等細目，可於較後再行佈達。以後對敵人陣地偵察明瞭時，指揮官可決定攻擊並迂迴敵人之右（左）翼。最後之決心，包括各部隊之詳細部署、攻擊時間，并在所屬部隊展開時，適時告知主攻部隊、助攻部隊之攻擊方向，及部隊展開行動，指示攻擊目標、戰鬥地境、以及作戰計劃需要之後勤，補給等細部事項。
5. 情況判斷最終可移為決心——此種決心必須明確表示指揮官之企圖，適合所屬部隊所處之特殊情況，並須能達成上級所賦與之任務。每一決心均須考慮對抗敵人之將來行動。
6. 情況判斷在時間許可時，應盡量使之完全及週密。故此種情況判斷可由各處幕僚，經數小時之準備，集各種綜錯心智上之衡慮審密作成書面之公文。
7. 如情況需要下一緊急決心時，指揮官雖對敵情不甚明瞭，亦須下決心，并下命令，但必須基於指揮官之任務。
8. 因指揮官之判斷，須根據各處幕僚之判斷，故該項參謀須注意就戰術及技術訓練上加以選拔，并審慎編成整個組織，以期忠實為指揮官及其部隊服務。
- II. 情況判斷之要素——下列為指揮官情況判斷常用之形式，茲逐段加以研究：（見第二篇）。

1. 第一段（任務） 指揮官作情況判斷時，必須慎重考慮其任務，此任務可由高級

11. *culminate* 轉移，達極點。 12. *concisely* 明確的，簡明的。 13. *chall'enge* 處在，盤問。  
 14. *thorough* 完全，澈底。 15. *scant'y* 不甚，不足的。 16. *compliance* 順從，基於。  
 17. *woven (wove)* 編成，編造。 18. *integrate* 整個，完成。  
 19. *seek* 期求 搜尋。 20. *constantly* 經常的，時常的。

ceived from higher authority, or as deduced<sup>21</sup> by him from his instructions and from his knowledge of the situation. The *mission* is the actuating factor of the estimate, and the commander's decisions are the basis for the formulation of tactical plans.

2. Paragraph 2 (The situation and opposing<sup>22</sup> lines of action).

(I) The purpose of the paragraph is to determine:—

- (1) The physical capabilities of the enemy to interfere with the accomplishment of the mission, and
- (2) All of the reasonable and practicable lines of action open to the commander, which, if successful, will favor the accomplishment of the mission. Enemy capabilities and our own possible lines of action are arrived at by deductions of the effects of the factors of the situation to favor or hinder our own or enemy lines of action considered.

(II) Factors are usually considered in their order of importance in a particular situation. The consideration of each factor divides itself naturally into:—

- (1) A statement of the facts, and
- (2) A deduction from these facts.

The deduction indicate the influence of the facts on the commander's choice of a line of action and on the physical capabilities of the enemy to act adversely<sup>23</sup>.

(III) Following a consideration of all pertinent factors in the situation, these enemy capabilities which deductions have indicated may interfere with the accomplishment of the mission are enumerated<sup>24</sup> for further analysis<sup>25</sup> in connection with the commander's own lines of action. Where warranted<sup>26</sup>, the relative order of probability of adoption of the indicated enemy capabilities is indicated (*cf.* G-2 Estimate).

(IV) The final step in this paragraph is the enumeration, of the lines of action open to the commander, for analysis and comparison in the light of enemy capabilities. Only those lines of action are retained for further consideration which, if successful, will accomplish or facilitate<sup>27</sup> accomplishment of the mission.

3. Paragraph 3 (Analysis of Opposing Lines of Action). In this paragraph each of the "own lines of action" remaining for consideration after the conclusions reached in paragraph 2 is separately weighed in turn against each capability of the enemy which may interfere with the accomplishment of the mission.

4. Paragraph 4 (Comparison of Own Lines of Action). In this paragraph the advantages and disadvantages noted as a result of the analysis made in paragraphs 2 and 3 for each "own line of action" are summarized, and the various lines of action are compared and weighed. That line of action which appears<sup>28</sup> to offer the greatest prospect<sup>29</sup> of success is selected; among lines of action offering equal prospects of success, that one is chosen which most favors future action. The commander formulates his decision accordingly.

5. Paragraph 5 (Decision). The decision reached as a result of the estimate is expressed in the form of a brief<sup>30</sup> statement clearly setting forth the line of action adopted.

21. *deduce'* 推論, 演繹.    22. *oppose'* 敵對的, 相對的.    23. *ad'verse* 對抗, 反對的.  
24. *enumerate* 列出, 計算.    25. *analysis* 分析, 分解.



指揮官之訓令或命令中獲得，或自行由其訓令及其所得之情況推論得之，任務為情況判斷中最重要之因素。而指揮官之決心，乃為策定戰術計劃之基礎。

2. 第二段（情況及敵人之各種可能行動）。

(I) 本段之目的乃為決定下列各項：

- (1) 敵人可以妨礙我軍達成任務之實際可能行動。
- (2) 所有合理及至當之行動，皆向指揮官列舉。以求一成功則有利於完成任務之行動。敵人企圖及我軍可能行動，可就現在情況對於我軍及敵軍可能行動係有利抑係妨害等各因素之影響推論而得之。

(II) 各種因素通常係依其在某一實際情況中重要性之程度而考慮之。每一因素之考慮，概將其分為：

- (1) 事實之真像
- (2) 此事實之各種推論

各種推論現示此事實對指揮官選擇行動及敵人實際可能對抗行為之影響。

(III) 由情況中各種切要因素之考慮，即可由推論逐一列出敵人阻止我軍達成任務之各種可能行動，並繼續分析其對指揮官自己行動之關係，然後可判明敵人選擇行動之可能次序。（見情報處之情況判斷）

(IV) 本段之最後步驟為列陳指揮官之各種可能行動，而由敵人可能行動之觀點上分析並比較之。凡其行動之成功，可達成或促使達成我任務者，應保留作進一步研究。

3. 第三段（敵人行動之分析）。在此段中，將在第二段中由於慎重考慮之結果，所得我軍可採之行動，逐一針對敵人妨礙我軍達成任務之各種可能行動，對照權衡其輕重。

4. 第四段（我軍可採行動之比較）。在此段中，將在第二段及第三段，對「我軍可採行動」分析之結果，所指出之利弊各點綜合，比較并權衡各種可採之行動，然後選擇現示最有成功希望之一種行動；如數種行動有相等之成功希望，仍需選用其對將來作戰最為有利之一種，指揮官即據此確定其決心。

5. 第五段（決心）。決心為情況判斷之結果，應以簡明之敘述方式，明確指示所將採取之行動。

26. *warrant* 判明,保證. 27. *facilitate* 促使,促成. 28. *appear* 現示,出現.  
29. *prospect* 期望,希望,景物. 30. *brief* 簡明的.

### 第三章 標準實施規定

#### 導 論

美國陸軍之命令作爲，爲要求達到其「既須詳盡，又要簡明」之要求，首先採用所謂「標準實施規定」，以使作戰命令臻於完備，此種作爲方法，經若干時日應用之經驗與改進，現已明令各部隊普遍採用，美國陸軍亦自詡爲軍用文書上之一大改進與收穫；吾人如探討其標準實施規定之意義，則可聯想英美工業上所盛倡之「標準化運動」，此運動之主要利益，在能增加生產之效率；此原則運用於軍事上，即產生所謂「標準實施規定」。此種規定係將一般作戰行動，事先預加規定，頒發各部隊，至作戰時遵照實施，關於各部隊在一般情況中，所應採取之一般行動，與一般業務應採取之一般措施，均有明白之規定。并參證引用之原則與法則，作戰期中，如無特別指示，即可逐項遵照實施，臨時下達作戰命令之本文 僅依據當時情況，就特別事項示以行動之要領，簡明確實，下達迅速，如此可免命令之冗贅，而收適時適切之功效，并使命令之讀解，不致發生誤會或疑惑，以增進指揮官、幕僚及部隊間，相互之瞭解與合作。

標準實施規定，一般包含之資料，爲戰鬥組之組成，情報及反情報，與作戰後勤等詳確之規定，由指揮官訂定頒佈實施。

我國典令中，對此種標準實施規定之應用，尙無所指示，今後是否有採用之必要，則有待同袍之研究。

## CHAPTER III.

## STANDING OPERATING PROCEDURE.

Standing operating procedure covers those features<sup>1</sup> of operations which lend themselves to a definite or standardized procedure without loss of effectiveness. It should be understood that the procedure is applicable unless prescribed otherwise in a particular case; thus retaining the flexibility<sup>2</sup> necessary in special situations.

The purposes of standing operating procedure are:—

- (1) To simplify and abbreviate<sup>3</sup> orders, expedite their transmission, and permit their being easily and certainly understood.
- (2) To simplify and perfect the training of troops.
- (3) To promote understanding and teamwork between the commander, staff and troops.
- (4) To facilitate and expedite operations.
- (5) To minimize<sup>4</sup> confusion<sup>5</sup> and errors.

It is impracticable to prescribe uniform standing operating procedure for *all* units or for *all* operations. Each unit should develop appropriate and effective procedure, adapted to operating conditions and conforming to that established by the higher unit. An example of the nature of standing operating procedure is that of the composition and designation of combat teams<sup>6</sup>.

In every unit, standing operating procedure is prescribed by the commander whenever practicable. Changes will be necessary as the status of training of the organization progresses. A well-trained unit can have much of the details of operation reduced to standing operating procedure.

Material usually included in standing operating procedure for an Infantry Division in the United States Army, has been included in Appendix II of this Handbook. A reference to this sample form will be found helpful.

---

1. *feature* 重要事項,特點. 2. *flexibility* 伸縮性,機變. 3. *abbreviate* 簡短,明潔.

### 第三章 標準實施規定

標準實施規定，係將作戰之重要事項，除有時效者外，編成一定型或標準之規定；此種規定，除非特別制定，自屬不易盡合實際狀況；故在特殊情況中仍保留其伸縮性。

標準實施規定之目的如下：

- (1) 使命令簡潔，傳送迅捷及瞭解明確。
- (2) 使部隊之訓練簡單及熟練。
- (3) 增進指揮官、幕僚及部隊間相互瞭解及合作。
- (4) 使行動迅捷。
- (5) 使疑惑及錯誤減至最少。

如對所有部隊或所有行動制定一種統一之標準實施規定，則不合實用，每一單位須有其適合而有效之規定；此種規定須配合作戰狀況並參照上級部隊之規定，如戰鬥組之編組及指定即為標準實施規定之一例。

各部隊之標準實施規定，係由指揮官所定而當時可適用者，如部隊訓練情況進步則亦須隨之變更；凡訓練精良之部隊，其作戰之細部動作，多已成為標準實施規定。

美國陸軍步兵師標準實施規定中一般包括之資料，可參看本書之附錄第二，此範例可為有用之參攷。

## 第四章 命令

### 導 論

時間爲作戰之主要因素，所有戰術情況，均須於極短促時間內加以處置，故命令下達必需迅速，因此命令之形式，與作爲之技巧，應詳加研究。

美軍作戰命令之類別，爲完全命令 (Complete Order) 片段命令 (Fragmentary Order) 與預告命令 (Warning Order) 三種，其完全命令在緊急狀況中下達時甚少，通常爲存檔之用，與我國作戰綱要所示，「爲使各部隊知悉全般狀況，且便於規律各部隊之協同動作，如爲狀況所許，務依此以下達命令」之趣旨，殊不盡合。

片段命令略與我國之各別命令相類，惟各別命令，通常係於同一時間內，向各部隊下達，片段命令則常係依情況之演進，逐次向各個部隊下達。美軍軍隊指揮，主係採用此種方式。

預告命令與我國部隊之要旨命令略同，惟我使用要旨命令，係在「下達命令需時間稍長，而此際以使受令者開始行動，或使軍隊速就所要之位置爲有利時」下達，且必繼之以「付與完全命令」，此種命令，亦可指揮軍隊實際之行動；美國之所謂「預告命令」，則全係一種警告性質，使受命之單位，對即將採取之行動，有所準備，其行動之開始，常須候續到之命令，此種預告命令，對現代裝備之部隊，極爲重要，如機械化部隊之行動，事前之車輛檢查，油料之裝載，裝備之整理，均須有相當之時間，如不提前予以預告命令，則一切準備無法完成，且部隊愈大，裝備甚重，則所需要之要間亦愈長，此種頒發預告命令之習慣，我國似尚未充分養成，有時亦有爲保持機密，而極力遲延者，然如此往往使部隊準備不週，倉惶應戰，而陷軍隊於不利，故對此種軍隊指揮上重要手段，亟宜加以注意。

美軍作戰命令本文之條款，與我作戰綱要所示略同，惟以現今作戰部隊，甚爲繁雜，如全部以文字表示，則過於冗長，故美軍一般係應用標準實施規定、複製圖與命令附件等，力求命令本文之簡化，此種使命令內容擴大，而仍保持其簡明條件之方法，我國亟宜研究，因國軍現代化之後，即自然有此需要也。

我國部隊之作戰命令，通常由參謀處蒐集資料逕行擬稿，而美軍則應由各有關幕僚擬稿或提出資料，交作訓處G-3彙集，如第一項及第三項之X項係由G-2.第二第三項由G-3.第四項由G-4.，第五項由通信特科參謀等是，此種作爲方法，對於文字技術與款式及幕僚間之合作，均有一高度標準化之要求，如以此行之我國部隊，似需經相當之訓練時間，始能期其運用純熟。

## CHAPTER IV.

## ORDERS.

"I keep six honest serving-men  
 (They taught me all I knew)  
 Their names are what and why and when  
 And How and Where and Who."

When Kipling wrote this little verse, he unwittingly, wrote the guide for "Military Order". If an order definitely tells the answer to those six questions, it is usually a good order!

Orders are of two general classes, routine and combat. Both have a place in the military profession. Both are necessary.

*Routine orders* include general orders, court martial<sup>1</sup> orders, special orders, bulletins<sup>2</sup> circulars<sup>3</sup> and memoranda<sup>4</sup>. At the name implies<sup>5</sup> they form the guide for the day-by-day functioning of the military establishment.

*Combat orders* are those orders pertaining to operations in the field. They communicate the plan of the commander to the subordinate concerned.

There are three types of combat orders, classified according to their form and special uses as:

- Letters of Instruction.
- Field Orders.
- Administrative Orders.

Letters of Instruction regulate operations over large areas and for considerable periods of time. They communicate the plans of superior commanders to their subordinate. They deal with the broader phases of operations and are generally limited to stating the mission and prescribing the part each *major* unit is to play in its attainment<sup>6</sup>.

Field Orders are issued by the commander to (1) direct operations or (2) warn of impending operations.

Field Orders may be in oral, dictated or written form. The time available for the preparation and distribution of the order influences the form and method of issue.

Field orders, too, may either be complete or fragmentary. Here, again, the time available for the preparation and distribution is a guiding influence in deciding which type is suitable.

In the United States Army, we use a standard form for field orders. Each section of the order always contains certain specified information. By use of the prescribed form, the incidence<sup>7</sup> of error of mission is cut down to a large degree.

The standard sequence of a field order follows:—

## I.—HEADING.

This section contains the designation of the issuing unit, place of issue, time and date of issue, serial<sup>18</sup> number of the order and a reference to any map or maps used.

## II.—DISTRIBUTION OF TROOPS.

This section shows the tactical groupings into which the command is divided (advance guard, main body, etc.), and the troops assigned to each. Its use, generally, is limited to march, advance guard, rear guard and outpost orders, and to the first field order issued by a newly created<sup>9</sup> command.

When a more detailed distribution of troops is included, it is headed "TROOPS" and follows paragraph 2 of the order, without number.

## III.—BODY.

The body of the field order contains information and instructions for components of the command. Intelligence missions are not ordinarily placed in the body of a field order but may be placed in the Intelligence Annex to the order.

1. *court martial* 軍法, 軍事裁判所. 2. *bull'etin* 佈告, 公報. 3. *circ'ular* 通告, 通令.  
 4. *memoran'da* (pl. of memorandum) 代電, 備忘錄. 5. *impli'* 包含, 含著.

## 第四章 命令

「我有六個最忠實的助手，  
我所知道的全是他們教的，  
他們的名字就是：  
「什麼？爲什麼？什麼地方？  
怎麼樣？什麼時候？什麼人？」

當吉波林作此短詩時，決非用以作「軍事命令」之要則，惟一道命令如能明確解答此六項問題時，則常可稱爲完善之命令。

命令分爲兩大類，即例行命令及作戰命令，此兩種命令在軍事中均有其用途，且均屬必要。

例行命令包括：日日命令，軍法令，特別指令，佈告，通令及代電等，由此名稱分類，可知其係控制軍事機構之日常業務。

作戰命令係在戰場控制行動，傳送指揮官之計劃與下屬部隊。  
作戰命令，根據其形式及用途，可分三種如下：

訓令  
作戰命令  
後勤命令

訓令係於一較長時間較大地區內指導軍事行動之用。此種訓令可傳達高級指揮官之計劃於其所屬部隊。而在作戰大範圍限於示知其任務，及各主要單位作戰之目標用之。

作戰命令由指揮官下達，以（1）指導作戰行動（2）緊急作戰行動之預告。

作戰命令可由口授，口授筆錄及書面形式；準備之時間及命令之分配，可影響命令之形式及下達之方法。

作戰命令，可合同或各別下達之，至於應用何種方式，準備時間及命令配佈，於此均有影響。

美國陸軍中，作戰命令有其標準之形式，在命令之每一節中，專敘述特定之事項。應用此種形式，可大量減少記述之錯誤。

作戰命令之標準條款如下：

### I. 首部

包括下達命令之部隊番號，下達命令之地點，日期，時間，命令之號次，所參考地圖或所用地圖。

### II. 軍隊區分

此節敘述戰術上之編組，部隊即準此區分之，（如前衛、本隊等），并指定履行該項任務之部隊。此節通常僅用於行軍、前衛、後衛、前哨等命令中，及在部隊担任新任務之第一次作戰命令內。

如包括部隊之詳細區分時，則冠以「部隊」字樣，列入命令第二項之後，毋須編號。

### III. 本文

作戰命令之本文，包括示知所屬各單位之情報及指示，情報任務通常不敘入作戰命令之本文內，而另對作戰命令附以情報附件。

6. *attainment* 目標,達到. 7. *incidence* 發生 勢力範圍. 8. *serial* 次序,序的.  
9. *create* 担任,使發生.

The body is further sub-divided into five paragraphs, each containing features essential to every complete field order. Their contents, generally, include the following pertinent information.

*Paragraph No. 1.*—Information of the enemy and friendly troops.

*Paragraph No. 2.*—The decision and co-ordinating details of the plan, applicable to the command as a whole.

*Paragraph No. 3.*—Tactical missions for subordinate units.

*Paragraph No. 4.*—Administrative matters.

*Paragraph No. 5.*—Provisions for signal communication, including locations and displacement of command posts.

#### IV.—ENDING.

The body of the order is followed by the signature, authentication, list of annexes (if any) and a statement showing the distribution given in the order.

Our last type of Combat Order is the *Administrative Order*. This is used to announce to the command all of the administrative details of the plan. This type is usually published by armies and group armies to accompany the respective<sup>10</sup> army and group army field orders.

We follow a prescribed form in the preparation of the written administrative order as we did in the field order. The procedure in the preparation is very similar.

The standard form of a complete written administrative order follows:—

#### I.—HEADING.

This consists of the same items as the heading of the field order.

#### II.—BODY.

The body consists of a maximum of six numbered paragraphs, headed as follows:—

1. Supply.
2. Evacuation.
3. Traffic.
4. Service Troops and Trains
5. Personnel.
6. Miscellaneous<sup>11</sup>.

#### III.—ENDING.

This contains the same information as the ending of the field order.

The administrative order is usually supported and amplified by annexes. They may consist of the details of one or more of the following:—

- Administrative map.
- Circulation map.
- Quartermaster plan.
- Ammunition plan.
- Engineer plan (other than tactical).
- Ordnance plan.
- Signal plan (other than tactical).
- Aviation plan (other than tactical).
- Chemical plan (other than tactical).

Time is a dominant factor in war. Seldom do other elements of war compare with it in importance. Since the tactical situation confronting a command is fixed for the moment only, orders must be issued promptly<sup>12</sup>.

When orders are issued, they must be clear, concise and subject only to the interpretation desired<sup>13</sup> by the commander. Orders must mean exactly<sup>14</sup> what they say—and nothing else.

---

10. *respective* 各個的,個別的. 11. *miscellaneous* 雜項,其他. 12. *promptly* 迅速立即.



本文更分爲五項，此五項各有其特質，并以之構成完整之作戰命令，其一般包括之內容如下：

- 第一項 敵人及友軍之情況。
- 第二項 指揮官決心及計劃之細部協同事項，取得協調各要點，適宜示知各部隊，以統一行動。
- 第三項 各下屬部隊之戰術任務。
- 第四項 後勤事項。
- 第五項 通信軸線，包括指揮所所在地及遷移之位置。

#### IV. 尾部

命令本文之後有簽署，副署，附件表（如附有時）與命令之下達法及配佈。

美軍作戰命令之最後一種爲後勤命令。此種命令爲對各部隊示知作戰計劃之後勤細部事項，通常隨同軍或集團軍之各種作戰命令一同下達。

茲依作戰命令之例，續將美軍作爲後勤命令之規定形式列後。其所列之款式，殊多類似。

完全之後勤命令之標準形式如下：

##### I. 首部

如作戰命令首部所包括之事項。

##### II. 本文

本文最多包括六項，目次如下：

- 1. 補給
- 2. 後送
- 3. 交通
- 4. 勤務部隊及運輸縱列。
- 5. 人事
- 6. 雜項

##### III. 尾部

此節與作戰命令尾部所示各項相同，後勤命令通常以附件擴展并補足之，此類附件，可如下列各項：

- 後勤之要圖
- 交通圖
- 軍需計劃
- 彈藥補充計劃
- 工兵計劃（戰術方面者在外）
- 軍械計劃
- 通信計劃（戰術方面者在外）
- 空軍計劃（戰術方面者在外）
- 化學戰計劃（戰術方面者在外）

時間爲戰爭最主要之因素，其重要性在其他因素極少可與之比較。所有戰術情況均須於極短時間內處置，故命令必須迅速下達。

下達命令，必須簡明，主在表明指揮官之企圖。命令必須明確記載所欲告知之事，而不及其他。

## 第五章 情報

### 導 論

Intelligence，與消息 Information 兩名詞，在美軍應用上，有其顯然不同之區別，即凡未經證實，由各方面所得之傳聞，謂之「消息」，收集各項零星片斷之消息，加以慎密的審查，及多方面證明確實者，即謂之「情報」；情報之來源，有賴消息蒐集之廣泛，而情報之正確，則賴整理之審慎，此種整理工作，美軍有其整然之步驟，可將複雜繁瑣之消息，分門別類，彙成有價值之情報，供給有關指揮官或幕僚之參攷。

關於蒐集消息，為求其廣泛，特於命令本文中第三項設 X 項，凡指揮官在某一作戰情況中，為求偵知當前敵情地形及氣候等有關之事項，可指定「消息蒐集要項」飭知各下屬部隊，遵照所指定要項，從事蒐集，如此即可確定某一時間空間內消息蒐集之要點，並能使各情報機關，嚮的同趨，以收協同合作之效，此種措施，於情報蒐集實施上極著效果。

至情報部門收集各項零星片斷之消息。必須加以慎密之審查，判斷其真偽與價值，其一般分析之步驟如下：

#### 甲、鑑別：

- 一．一般審察。
- 二．消息來源之可靠性。
- 三．消息之準確性。

#### 乙、闡明：

- 一．對已知有關各項消息意義如何？
- 二．對於前此收到之消息是否增加重要性或有所改變？
- 三．對於現有之敵情判斷有何資助或辯駁？

次對於消息來源，通常依其正確性分類如下：

- 一．完全可靠。
- 二．通常可靠。
- 三．尚可靠。
- 四．不甚可靠。
- 五．不可靠。
- 六．真相不明。

又對於消息本身，須加以審查，按其真確性可區分如下：

- 一．由其他來源證實之報告。
- 二．大概真確之報告。
- 三．可能真確之報告。
- 四．可疑之報告。
- 五．不甚確實之報告。
- 六．真確性不易判明之報告。

凡消息經以上之分類整理，其尚不能作確實判斷者，則須判定以後應速偵知之事項，俾便於繼續蒐集，其經多方證明確實者，即為正確之情報，再加以處理與利用。

我國一般部隊之情報機構，對於情報之整理，有無一統一性之步驟與方式，亟宜加以檢討與研究，以現代戰爭演進之情勢，情報對作戰之影響，與其業務之重要，自毋待贅述也。

## CHAPTER V.

## INTELLIGENCE.

The production of Intelligence is a continuing process. It is based upon careful and logical consideration of all items of information of the enemy which have been received from a wide variety<sup>1</sup> of sources. No item of information should be considered unimportant. All items of information, including negative<sup>2</sup> information should be reported to the next higher command.

Military Intelligence is the considered result of the search<sup>3</sup> for information, which has been prepared in organized form for the use of the commander, other staff members and interested subordinate units. Information of the enemy forces, of the terrain which is under enemy control and of weather conditions over such terrain is the object of the search. This must be analyzed<sup>4</sup> and evaluated as to accuracy and credibility of source. It is then interpreted in the light of the particular situation and in relation to all other items of enemy information. The conclusions which are drawn therefrom are Military Intelligence.

Military Intelligence can be divided into G.H.Q. Intelligence and Combat Intelligence.

Intelligence which has been collected and catalogued<sup>5</sup> during times of peace is called G.H.Q. or War Department Intelligence.

That intelligence which is produced in the field after the outbreak of hostilities, either prior<sup>6</sup> to or during combat, is called Combat Intelligence. Usually this class of intelligence is confined to the terrain in the theater of operations, and to detailed studies of the opposing enemy forces which may include: location, identification<sup>7</sup>, strength, composition, dispositions, movements, armament, equipment, supply, tactics, training, discipline and morale together with such conclusions as may be drawn therefrom.

There are usually two unknown factors in every commander's decision. He knows his mission and the means available to him for accomplishing his mission. The unknown factors are the terrain over which the operation is to be conducted, and the enemy forces with which he must deal in accomplishing his mission. It is the function of the Intelligence officer to assist the commander in obtaining information which will reduce these unknown factors.

The responsibilities of the commander and the duties of the Intelligence officer are outlined in Chapter I of this volume.

Each decision of the Commander is based upon an intelligence estimate. It will require an intelligence plan to initiate the co-ordinated search for that definite information which is needed in the particular situation. The commander will prescribe those essential items of information which are required in the situation. Using these Essential Elements of Information as a basis, the Intelligence officer prepares the intelligence plan.

The Essential Elements of Information consist of that information of the enemy, of the terrain under enemy control and weather conditions in territory held by the enemy, which are needed by the commander in that particular situation in order to make a sound<sup>8</sup> and intelligent<sup>9</sup> decision, to maneuver his forces successfully, or to avoid being surprised by enemy forces. The Essential Elements of Information therefore constitute the basis for the orders and requests governing the search for information. The Intelligence officer is charged with the responsibility for issuing all orders to intelligence agencies and (after co-ordinating with G-3) to combat units. He is also charged with requesting pertinent items of information from adjacent units and higher headquarters.

Each line of action open to an enemy commander will require him to make certain movements or dispositions of his forces. An analysis of the lines of action open to the enemy will thus indicate what action he must take to carry out a plan based upon such a line of action. In considering the enemy capabilities, the Intelligence officer will also consider such indications, and in his orders to the intelligence agencies of the command, will prescribe a search for those definite enemy actions or dispositions which will furnish the clue<sup>10</sup> as to which line of action the enemy is contemplating<sup>11</sup>. The term "Enemy Capabilities" refers to those lines of action open to the enemy which may interfere with the accomplishment of our mission<sup>12</sup>.

1. *variety* 不同,各樣. 2. *negative* 相反的,否定的. 3. *search* 搜集,搜索.  
4. *analyze (analyse)* 分析,解析. 5. *catalogue* 分類編纂,目錄. 6. *prior* 在前,先前.

## 第五章 情報

情報產生爲一種連續之演進，係將來自各方面不同來源之敵人各種消息，加以細心而合理的研究爲基礎；任何一項消息，均不可加以忽視，所有消息，即令係相反方面者，亦須報告於其上級司令部。

軍事情報，爲消息搜集考慮研究之結果，整理成有系統之資料，以供上級指揮所及其他幕僚人員與有關下屬部隊之應用；其搜集之主要項目，爲敵之兵力，敵方之地形及在此地區之天候，并就所得之消息，加以分析審察，判定其來源之可靠性及準確程度。而後就當前情況及其他所有關聯之敵方情報，加以判明，由此而得之結果，始謂之爲軍事情報。

軍事情報可分爲軍政情報及戰鬥情報。

軍政情報係在平時所搜集并分類編纂之情報。

戰鬥情報係戰爭開始後，在作戰地區於戰鬥前或作戰間，所獲得之情報；通常此種情報，限於作戰地內之地形及敵軍之詳細狀況，諸如敵之位置、番號、兵力、編組、部署、運動、武器、裝備、補給、戰術、訓練、紀律、士氣及所可推得之結論。

指揮官之決心內，通常有兩個未知因素。彼知其任務及完成此任務所應採之各種有利方法。而不知者，乃未來戰場之地形及完成任務所必遭遇之敵軍兵力。情報參謀之業務，即應協助指揮官，由所得消息中，獲得上述未知之因素。

指揮官之責任，及情報軍官之職責，已詳述於本書之第一章。

指揮官之每一決心，乃基於情報判斷；故須有一情報計劃，以便對當前情況需要之消息，發動協同之搜索；在此情況下，指揮官應規定所要消息之要目，而情報軍官，即基於此所要消息之要目，準備其情報計劃。

消息要目係由敵情、敵方地形及敵地區內天候等消息構成，以供指揮官就當前情況中，求得正確而機敏之決心，以期部隊之運用成功，或避免敵人之奇襲；消息要目構成搜集消息之命令及要求之基礎，情報軍官應負責下達命令與各情報單位，在與作戰處協同之後，給與各戰鬥單位，并負責由鄰接或上級部隊得到適切之情報。

敵人對當前各種行動，均須將其部隊移動或調整部署，故分析敵人各種動態，即可知敵人將如何行動，以實施以該項行動爲基礎之計劃；在研究敵人可能行動時，情報亦須研究此種徵候，並在其下達與各搜索情報機構之命令中，應指定搜索敵人此種實際之行動或部署，而由此即可探索敵人究將採取何種行動；“敵人可能行動”一詞，乃指敵人對於我達成任務，有所妨害行動而言。

7. *identification* 番號,辨認明白. 8. *sound* 正確的,聲音. 9. *intelligent* 機敏的,聰明的.  
10. *clue* 探索. 11. *contemplate* 採取. 12. *mission* 任務,使命.

**Estimate of the Enemy Situation:** Information is collected from all available sources. These will vary with the size of the command and the particular situation. Each item of information must be considered as to the reliability<sup>13</sup> of the source and the accuracy of the information. Information which is inaccurate or which has been received too late to be of use, is of little value. When the credibility and accuracy of the information has been established, it is then interpreted in the light of all other items of information received. What each item of information means in that situation is determined. From all items of intelligence collected the Intelligence officer prepares his Estimate of the Enemy Situation. This may be oral or written. It will clearly indicate to the commander those lines of action open to the enemy which can interfere with the mission of the command, and may include any conclusions<sup>14</sup> which can be drawn therefrom.

*Sources of information.*

(Agencies:) Among the sources (agencies) available for collecting information of the enemy, the following are listed:—

- (1) G.H.Q. intelligence studies made in peacetime.
- (2) Captured documents and equipment.
- (3) Reports of intelligence agents.
- (4) Reports of aerial reconnaissance and aerial photographs.
- (5) Reports of ground reconnaissance agencies.
- (6) Reports from units in contact with the enemy.
- (7) Interrogation of inhabitants, repatriates<sup>15</sup>, prisoners of war, and deserters.
- (8) Studies of Maps.
- (9) Hostile or neutral press and radio reports.
- (10) Reports from radio direction finders.
- (11) Reports from radio intercept.
- (12) Reports from aircraft warning services.

*Reports.* It is of vital<sup>16</sup> importance that commanders, staffs and interested subordinates receive early intelligence of the enemy. Intelligence may be disseminated by means of estimates given to the commander and assembled staff officers; by means of fragmentary reports directly to the staff or subordinate most vitally interested; through the Intelligence Annex, and the Periodic Report; and may be summarized in the Intelligence Summary. Type forms of these reports will be found in Section II of this book.

The following analytical chart showing the STEPS IN THE PRODUCTION OF COMBAT INTELLIGENCE is included for reference by the student.

**STEPS IN THE PRODUCTION OF COMBAT INTELLIGENCE**

	OUTLINE OF PROCEDURE	REMARKS
First Step	<p><i>Presentation<sup>17</sup> of G/A-2 Estimate to the commander and staff, covering.</i></p> <p>(a) The enemy situation.</p> <p>(b) Weather and terrain.</p> <p>(c) Enemy capabilities<sup>18</sup>—lines of action which can interfere with the accomplishment of the mission.</p>	<p>G/A-2 must be prepared at all times to give the commander an estimate based on the latest information of the enemy. To be of value, this estimate must be as definite as possible as to location, identification and size of enemy forces and time factors governing enemy capabilities. The estimate should, whenever possible indicate a relative probability of adoption of the capabilities when such a statement can be justified. The estimate will usually be oral; it may be written if time and situation permit. (See F-M 101-5, page 91, for a suggested form for the G-2 Estimate).</p>

13. *reliability* 可靠. 14. *conclusion* 結論 結局. 15. *repatriate* 換回之被虜者, 遣回本土者.

敵情判斷：消息之搜集，應自一切可利用之來源，此種來源，基於部隊之大小及當前情況，甚有差異；每項消息，均須考查其來源之可靠性，及其消息之準確程度，不正確或收到過晚之消息，其價值必低；如消息之可靠性及正確程度確定後，即應以其他獲得之各種消息印證判明，而斷定該項消息在此情況下之意義，情報軍官即綜合各種情報，而作敵情判斷，以書面或口頭呈出，凡敵人妨害我軍達成任務之可能行動，均須對指揮官清晰指呈，并應顯示其所得之結論。

消息之來源：

(機構)：敵情蒐集可利用之來源(機構)如下：

- (1) 大本營平時蒐集之情報資料。
- (2) 俘獲之文件及裝備。
- (3) 各情報機關之報告。
- (4) 空中偵察或空中照像之報告。
- (5) 地面搜索機關之報告。
- (6) 與敵接觸各單位之報告。
- (7) 居民，換回之被虜者敵俘或逃兵之訊問。
- (8) 地圖之研究。
- (9) 敵方或中立國報紙或無線電之報告。
- (10) 無線電方向探知所之報告。
- (11) 無線電截取之報告。
- (12) 空襲警報網之報告。

報告：使指揮官、幕僚人員及有關部隊及早得知敵方情報，極為重要；情報之傳送，可以作成判斷之方式後，通知指揮官及全體幕僚人員，或片段直接報告幕僚人員及最有關之部屬；并列情報附件，定期要報，或彙入情報彙報等。各種報告之格式，可參閱本書第二篇。

下列分析圖表，說明戰鬥情報產生之步驟，可供參攷。

### 戰鬥情報產生之步驟

	步 驟 簡 述	註 釋
第 一 步	<p>第二處副處長向指揮官及其幕僚提出判斷包括下列各點：</p> <p>(1) 敵情</p> <p>(2) 氣候及地形</p> <p>(3) 敵可能行動——敵足以妨害我完成任務之行爲</p>	<p>第二處副處長應隨時準備向指揮官報告根據最近敵情之判斷，此項判斷，須對於敵之位置，番號，部隊大小，及影響敵人可能行動之時間因素等，必盡可能加以確定，始有其價值，此判斷可能時，應對敵人各種可採取之可能行動，加以比較，以決定其可能性最大者。</p> <p>此種判斷，常爲口頭報告；如情況及時間許可亦可用書面行之。(見美國野戰教範 FM 101-5 第 91 頁之第二處情況判斷之格式)。</p>

16. *vit'al* 最要的, 致命的. 17. *presentation* 提出, 介紹. 18. *capabil'ity* 可能行動, 能力.

	OUTLINE OF PROCEDURE	REMARKS
Second Step	<p><i>Determination of the Essential Elements of Information</i> which the commander needs to:</p> <p>(a) Make a sound decision.</p> <p>(b) Conduct a maneuver.</p> <p>(c) Formulate the details of a plan of operations.</p> <p>(d) Avoid<sup>19</sup> surprise.</p>	<p>The Essential<sup>20</sup> Elements of Information (EEI) for a particular situation may be in the form of questions, orders, or directives. <i>Their designation is a command function</i>, and they should therefore be announced<sup>21</sup> by the commander. If a commander fails to announce EEI, G/A-2 should recommend EEI to the C. of S. for approval. EEI pertain, for the most part, to enemy dispositions, strength, and capabilities, but also include such information of the objective, terrain not under our control and weather conditions over enemy territory as may be necessary to our operations as well as information requested by higher or adjacent units.</p>
Third Step	<p><i>Preparation of the G-A-2 Plan</i>, which includes:</p> <p>(a) Analysis of the Essential Elements of Information and the determination of indications.</p> <p>(b) Focusing<sup>22</sup> the attention and activities of all intelligence agencies on the collection of the information desired.</p>	<p>The G/A-2 Plan may be written out in detail, abbreviated, or prepared in the form of notes, according to the situation. However, regardless of form, G/A-2 must follow the logical thought processes of the plan. He must analyze each "essential element" and determine what enemy reconnaissance activity, dispositions of enemy forces (reserves, artillery, air units, etc.), movements, supply activity, or other actions, positive or negative, which if discovered, would be "indications" pointing toward, or definitely providing the information required by the "essential element" under consideration.</p> <p>After listing the "indications"<sup>23</sup> as definitely as possible, as to time and place, G/A-2 then plans the employment of the available intelligence agencies in the search for that information. Orders to the agencies may be fragmentary or included in the intelligence annex or paragraph 3 of field orders. New orders are issued to intelligence agencies as changes in the situation require.</p>
Fourth Step	<p><i>Processing of information</i> received, to include:</p> <p>(a) Collation.</p> <p>(b) Evaluation.</p> <p>(c) Interpretation and conversion<sup>24</sup> into combat intelligence.</p>	<p>Enemy information should be collated. This is done by entry<sup>25</sup> on the situation map and the Journal Collation may also include entry on the G/A-2 worksheet and order of battle worksheet which serve to classify information by subject matter. Collation<sup>26</sup> may be accomplished at any stage of the processing.</p> <p>Enemy information must be evaluated for both credibility and accuracy, and verified<sup>27</sup> if possible. It is then interpreted by considering its significance in the light of other information on hand and deductions<sup>28</sup> drawn therefrom. This mental processing converts<sup>29</sup> information into combat intelligence.</p>
Fifth Step	<p><i>Dissemination of Intelligence</i> to all concerned:</p> <p>(a) <i>Immediately</i> by fastest available means to all commanders and staff officers who require fit for <i>Immediate action</i>.</p> <p>(b) To all other higher subordinate, adjacent, attached and supporting units by normal means.</p>	<p>Intelligence must be disseminated in time to be of use. Overlays should be used where practicable. Methods of dissemination include:</p> <p>Fragmentary reports. (oral or written).</p> <p>Special G/A-2 reports, (written).</p> <p>Periodic G/A-2 reports (preferably in overlay form).</p> <p>Estimates of the enemy situation (oral or written).</p> <p>Intelligence Annex<sup>30</sup> to field orders.</p> <p>Paragraph 1. a. of field orders.</p> <p>Liaison officers.</p> <p>G/A-2 must constantly seek to keep concerned units informed of all intelligence which may be of value to them in their operations.</p>

19. avoid' 避免, 退避. 20. essential 重要的, 精華的. 21. announce' 發表, 通知.  
 22. focus' 集中, 焦點. 23. indication 徵候, 預示. 24. conversion 變為, 轉換.

	步 驟 簡 述	註 釋
第 二 步	決定蒐集消息要目指揮官需用以酌定下列事項： A. 下適當之決心 B. 指導作戰 C. 確定作戰之細部事項 D. 避免敵之襲擊	消息要目，在特殊情況中，可以問題、命令或指令之形式下達，此種指示，為指揮官之業務，故須由指揮官發表之，如指揮官忽略此點，第二處應將消息要目向參謀長建議呈核，關於消息要目，大部為敵之部署、兵力及可能行動，但亦包括不在我方控制下之地形天候等，此種消息皆為我作戰所必需，用備上級及鄰接部隊之詢問。
第 三 步	準備第二處之計劃，包括下列事項： A. 消息要目之分析及徵候之判定。 B. 集中注意力並促使各情報機構搜集消息。	第二處之計劃，依情況之不同，可詳細寫於書面，或僅摘要，或僅備扎記形式。惟不論其形式如何，第二處必須根據合理之思想而擬定計劃。第二處必須分析每一要目，判定敵人有何搜索部隊之活動，及兵力部署、（如預備隊砲兵空軍等）敵之運動、補給情況及其他之活動。此各種消息所現示者，不論其為正面或反面或事前之徵候，或為真實之準備，均為消息要目所重視者。 在列舉各種徵候，盡可能加以確定，如對其時間及地點，而後第二處應即計劃運用所有情報機構以搜集消息，下達給情報工作人員之命令，可扼要下達，或包括於作戰命令之第三段內，或載於情報附件中。當情況變化必要時，則應下達新命令與各情報機構。
第 四 步	接到情報後之處理如下： A. 登記。 B. 審核。 C. 判明並使之變為戰鬥情報	敵方消息須登錄，登錄就是登記於陣中日誌及情況地圖上，同時亦應記錄於第二處工作單及作戰記錄，並加以分類歸檔；此種登記工作，必需照上項步驟依次完成。 敵方消息，須審定其可靠性與準確，及是否可能證實；再從各種已得之情報加以判明，研究其真像，並由此推論。消息經此詳細考慮，遂變為戰鬥情報。
第 五 步	情報之分發： A. 立即用最快之方法，將情報送與所有需要此情報之指揮官及其參謀人員，以備緊急之應用。 B. 用普通傳達之方法，給於高級、鄰接、下級配屬及支援部隊。	情報之分發，必需適合時機，始有效用。必要時需附以複製圖。其分發方式如下： 要旨報告（口頭或書面）。 第二處特殊報告（書面）。 戰鬥要報（以用複製圖為佳）。 敵情判斷（口頭或書書）。 作戰命令之情報附件。 作戰命令之第一節第一項。 聯絡人員。 第二處須使所有單位，隨時能獲得在作戰中對其有價值之情報。



## 第六章 搜 索

### 導 論

美軍搜索勤務，通常以搜索距離分爲遠距離搜索、近距離搜索及戰鬥搜索三種，其搜索原則與法則，與我國作戰綱要所示者概略相同，惟美軍對原則法則之運用，及其所用之手段，較爲廣泛而完備。

其在我國典範令中所不常見者，爲反搜索 Counter—Reconnaissance 一詞，其意義係以搜索阻止搜索，即各級指揮官，爲阻止敵人從我方獲得消息所採取各種措施，美軍對一種作戰上行動，常有一反對 (Counter) 之行動，如有情報即有反情報，有間諜即有反間諜，此種對抗(Counter)之行動，較一般所謂警戒及其所採取之手段，不僅爲單純消極之防範，而爲針對當時當地敵之行動，採取積極性之措施，以達成保護之目的，依據此項原則，可使計劃較爲實際，所採之行動亦甚爲現實而著有效果。

## CHAPTER VI.

## RECONNAISSANCE.

The purpose of Reconnaissance is to obtain detailed information of enemy forces or establishments in a specified area together with an accurate report on the terrain. It comprises<sup>2</sup> an organized search for information in the field. Depending upon the distance, and the area to be covered, reconnaissance may be performed by airplane, mechanized or motorized forces, mounted or foot troops.

Considering the distances involved, reconnaissance may be classified as Long Range Reconnaissance, Middle Range Reconnaissance, and Close or Battle Reconnaissance. Long Range Reconnaissance is usually performed by airplane or mechanized vehicles which may observe and report on an area 100 miles to the front or flanks of the command. The purpose is to obtain early information of any enemy troop movements or concentrations<sup>3</sup> which would indicate the general direction of movement of the hostile main body and information as to main terrain features which might affect future operations.

Middle Range Reconnaissance is usually performed from 30 to 60 miles to the front and flanks in order to locate enemy forces, dispositions or movements. Mechanized forces, Cavalry, and units of the Division Reconnaissance Troop may operate in these areas.

Close or Battle Reconnaissance is performed by Cavalry, operating not more than a day's march ahead of the foot troops by the Reconnaissance units of the command, and by the troops in contact. Its purpose is to obtain *detailed*<sup>4</sup> information of the enemy forces. Such information would include the contour<sup>5</sup> of the hostile position the location of flanks, strong points, automatic weapon and mortar emplacements<sup>6</sup>, artillery positions, location of reserves, dumps, headquarters and similar data.

Reconnaissance must be continuous and must become progressively more detailed as the opposing forces draw nearer to each other. Orders to reconnaissance agencies must clearly set forth the purpose and mission of the patrol, define the area to be reconnoitered<sup>7</sup>, indicate the time and place where the information is to be reported, but should not attempt to tell the patrol leader *how* to perform his mission.

It is the duty of every commander from the squad leader to the Supreme Commander, to see that proper reconnaissance is made of his front and flanks. Information so obtained should be sent by the *fastest* available means to the next higher commander. One cardinal<sup>8</sup> principle is that commanders are responsible for the direct security of their respective units.

*Training:* Officers and men of combat units should be carefully trained in scouting and patrolling and in the duties of operating observation posts and listening posts. Intensive<sup>9</sup> work in the field will enable<sup>10</sup> commanders to determine which officers and men show the greatest aptitude<sup>11</sup> for this work, and concentrate upon their further training.

Careless observation, inaccurate<sup>12</sup> reports, or reports which do not arrive in time to be of use are valueless. Great stress<sup>13</sup> must be laid upon the accuracy and timeliness of the reports and the correct evaluation of the informations contained therein.

## COUNTER RECONNAISSANCE.

Conversely<sup>14</sup>, each commander should use all of the means at his disposal<sup>15</sup> to deny information to the enemy. A counter-reconnaissance screen<sup>16</sup> composed generally of cavalry, mechanized forces or motorized infantry may be established at such distance to the front and flanks of the command, as will give the commander timely warning of an impending attack, and will increase the difficulties of enemy patrols which attempt<sup>17</sup> to enter the area. Outposts and patrols from the foot troops should operate on the front and flanks of the command, and patrols should operate in rear of the front lines. These will prevent enemy observers from penetrating<sup>18</sup> the lines and obtaining information of our forces and dispositions.

To be effective, all counter-reconnaissance measures must be carefully planned, adequate<sup>19</sup> to meet the needs of the command in the particular location, and must be carried out in an aggressive manner.

---

1. *reconnaissance* 搜索. 2. *comprise* 包括, 包含. 3. *concentration* 集中, 專心.  
 4. *detail* 詳細, 節目. 5. *contour* 等高線, 圖形輪廓. 6. *emplacement* 位置, 安置.  
 7. *reconnoiter (tre)* 搜索, 探察. 8. *cardinal* 根本的, 中心的.  
 9. *intensive* 勤奮, 強烈的. 10. *enable* 能, 使能.

## 第六章 搜索

搜索之目的，在獲得某一地區內敵人兵力及配置之詳細消息，並藉搜索得真確之地形報告。此事乃包括在戰場中一種有系統之消息蒐集。因其到達之距離及區域大小，各有不同，故應由飛機、機械化部隊、騎兵或步兵任之。

搜索以距離上區分，可分三種：即遠距離搜索、中距離搜索、近距離或戰鬥搜索。遠距離搜索，通常用飛機或機械化部隊担任之，以偵察報告部隊前方或側方一百哩地域內之敵情，以期及早獲得敵部隊運動與集中之消息，並由此可知敵主力移動之一般方向，同時可獲得影響將來作戰重要之地形要點。

中距離搜索通常在正面及側翼 30 至 60 哩內，偵察敵部隊之位置、部署或運動，機械化部隊、騎兵及師之搜索部隊可在此範圍內活動。

近距離或戰鬥搜索之範圍，以在步兵部隊前方不超過一日行程為度，可由所屬之騎兵搜索部隊及與敵接觸之部隊行之。其目的為獲得敵人兵力之詳細消息，此類消息包括敵陣地之等高綫，兩翼之位置，重點，自動武器，曲射火器陣地，及砲兵之位置，預備隊，倉庫，司令部之位置，及類似此種之資料。

搜索須繼續不斷，並當敵我雙方愈接近時，愈應力求詳盡。下命令於搜索部隊時，必須明確指示其目的及偵察之任務，指定其搜索區域，並規定報告消息之地點與時間，但搜索部隊長應如何達成此項任務，毋須告知。

高級指揮官以至班長，皆有在其正面及側翼佈置適當搜索之責任，且獲得情報時，應立即以最速之方法，報告於上級指揮官。指揮官對其所轄部隊，負責指導其安全，乃為一基本之原則。

訓練：戰鬥部隊之軍官及士兵對於搜兵及斥候與服行觀察所或潛聽哨之任務，必須嚴加訓練，戰地勤奮之工作，能使指揮官決定某若干軍官或某若干士兵對此工作具有極大之天才，而將來集中訓練之。

不經心之觀察，不準確之報告，及不及時送達之報告，均無可用之價值；最要之點，在報告之準確與適合時機，及所含消息之判定正確。

### 反 搜 索

各級指揮官與上述相反，必須用其各種方法，以阻止敵人從我方獲得消息；反搜索幕可用騎兵及機械化部隊或摩托化步兵担任，而配置於部隊正面及翼側適當距離之處；指揮官可由此而適時獲得迫近攻擊之情報，並增加敵斥候欲侵入我防區活動之困難。步兵前哨及斥候，必須在部隊正面及翼側活動，並在我前綫之後方，派遣巡查；如此始可防止敵之搜索部隊侵入我防綫，而獲得我軍兵力及位置之消息。

所有反搜索部置，必須詳細計劃，始克奏效。並須適合實際環境部隊之需要，且需以積極之精神實施之。

11. *aptitude* 天才, 才能. 12. *inacc'urate* 不正確的, 認誤的. 13. *stress* 要點, 注重.  
 14. *converse* 相反的. 15. *dispos'al* 方法, 處置. 16. *screen* 幕, 遮蔽物.  
 17. *attempt* 欲, 企圖. 18. *pen'etrate* 侵入, 窺覷的.  
 19. *ad'equat* 適合, 適當的.

## 第七章 地形判斷

### 導 論

我國軍事教育上對地形學之研究，有地形學教程一書，內容完備周至，惟須曾受養成教育之軍官，始有學習該項課程之機會，在一般典令中，對此地形研究上之必要知識，未及備載，故一般初級軍官對地形圖及空中照相之判讀，未能熟練普及，因此對戰術及戰鬥上之運用，影響甚鉅，今後國軍愈趨於現代化，則對此要求日高，並須求普及於一般士兵，因此一般典範中，似宜摘要列入。

本篇所述地形要素之分析，簡明扼要，可供參攷。

本篇所謂掩蔽地區之橫直走廊，即我國地形學上所述之山谷地帶，因現代部隊裝備之繁重與機械化，致此種地形之特徵，對作戰之影響甚鉅，本篇對橫直走廊與作戰之關係及其利用，有簡要之說明，可為研究之資料。

## CHAPTER VII.

## TERRAIN APPRECIATION.

Terrain appreciation is defined as the evaluation of an area of military operations to determine the effect of that terrain on the lines of action open to the opposing forces in the area.

Terrain in an area of military operations often exercises a decisive influence upon the course of an operation. The opportunity to use favorable terrain may determine the commander's plan of action.

Any terrain can be evaluated in terms of five factors. These factors are:—

1. Observation.
2. Fields of fire.
3. Concealment<sup>1</sup> and cover.
4. Obstacles<sup>2</sup>.
5. Communications.

In considering the various types of terrain in relation to these factors, the point of view of the particular command must be kept in mind. Various commanders will think along the same logical lines, but their scope will vary<sup>3</sup>. An Army commander will give only passing thought to a terrain feature that will be vital to a battalion commander. Each commander must therefore consider terrain from three points of view:—

1. That of the higher commander.
2. That of his own command.
3. That of the next lower commander. Emphasis<sup>4</sup>, however, is placed on the point of view of his own command.

**Observation.**

Observation of the ground upon which action is taking place is essential in order to bring effective fire on the enemy. It greatly increases the effectiveness of all types of weapons. It also aids in retaining control of our own operations. Dominant<sup>5</sup> or commanding observation usually gives a distinct<sup>6</sup> advantage to the commander who possesses it.

Observation is not only important in itself, but it largely influences the other four factors by which terrain may be judged.

**Fields of Fire.**

Observation is the basis of fields of fire. Adequate fields of fire are essential to all operations. An ideal field of fire for infantry is an open stretch<sup>7</sup> of ground over which the enemy has no protection and which extends<sup>8</sup> to the limit of the effective range of the infantry weapons. Ideal conditions are, however, seldom attained. How nearly this may be approximated<sup>9</sup>, always depends upon the terrain that can be selected for particular operation.

The infantry soldier must ordinarily see his target<sup>10</sup>. The artillery gunner can seldom see his, but forward observers can see the target, adjust<sup>11</sup> the fire. The attacker suffers<sup>12</sup> most when the defender has good fields of fire.

**Concealment and Cover**

Concealment and cover is the converse of observation and fields of fire. It demonstrates<sup>13</sup> the value of observation, since it is based upon denial<sup>14</sup> observation to the enemy. All troops must seek the maximum<sup>15</sup> in concealment and cover to deny the enemy knowledge of their movements, positions, and action. The attacker must seek good concealment and cover, because observation and fields of fire are the primary characteristics of a good defensive position, and, thus handicap<sup>16</sup> the force attacking it.

Cover, including protection from enemy fire, is provided by terrain features, both natural and artificial<sup>17</sup>.

**Obstacles.**

Obstacles are becoming increasingly important in this day of modern warfare. The greater mobility and increased use of armored and mechanized vehicles lends

1. *concealment* 遮蔽, 藏匿. 2. *obstacle* 障礙. 3. *vary* 變異, 不同.  
4. *emphasis* 注重. 5. *dominant* 佔有, 控制. 6. *distinct* 確實, 明確的.  
7. *stretch* 開闊, 伸展. 8. *extend* 擴展, 伸展. 9. *approximate* 始可, 尚可.

## 第七章 地形判斷

地形判斷，乃對某地區內，作戰行動價值之研究，判定此地區之地形，對敵人行動之影響。

戰場之地形，對作戰之行動，常發生一決定性之影響；如有利用有利地形之機會，常可決定指揮官之作戰計劃。

任何地形，可區分為五種要素如下：

1. 觀測
2. 射界
3. 遮蔽與掩蔽
4. 障礙
5. 交通

考慮各種地形與此等要素之關係時，應先注意各個部隊之觀點；各級指揮官之設想，雖皆應用同一之邏輯，然其着重點，并不相同，如營長所認為重要之地形，軍長則僅予一顧而已；故每指揮官考察地形時，須根據以下之三項觀點：

1. 高級指揮官之觀點。
2. 本部隊之觀點。
3. 下屬指揮官之觀點。但在研究時，其着重點，在其本部隊之觀點。

### 觀 測

地面觀測，於對敵能否發揮有效之火力，至關重要，且極能增強各式武器之效率，并有助於戰鬥之掌握，指揮官佔有廣闊而良好之觀測，常能獲得確實之效益。

觀測不僅其本身重要，且對於評判其他四項要素，有極大之影響。

### 射 界

觀測為射界之基礎，適當之射界，為所有戰鬥之重要條件；步兵之理想射界，為擴展在步兵武器之有效射程內，敵人無所掩蔽之平坦地。惟理想之狀況，不易達到。究須接近若干理想條件，始可合用，則視實際作戰所能選擇之地形而定。

步兵士兵，必須能目視目標。砲兵射手常不能目視其目標，但前方觀測兵可目視目標以指導射擊。如防者有良好射界時，則攻者之損失必大。

### 遮蔽與掩蔽

遮掩蔽與蔽，乃觀測與射界之反面；基於其對敵觀測之避免，可判明其對觀測之價值。各部隊必須求得極良好之遮蔽與掩蔽，以避免敵人得知部隊之運動、配置與行動；攻者必須選取良好之遮蔽與掩蔽，因觀測與射界，均為一良好防禦陣地之主要條件，而藉以拒止向其攻擊之部隊。

掩蔽包括對敵火力之防護，係利用地形上天然或人工之物體。

### 障 礙

障礙物在現代戰爭中，已日趨重要，裝甲與機械化部隊之高機動性及廣泛之使

10. *targ'et* 目標, 靶子. 11. *adjust'* 指導, 安排. 12. *suff'er* 受損失, 受苦.  
 13. *dēm'onstrate* 證明, 論證. 14. *dēni'al* 避免, 拒絕. 15. *māx'imūm* 最高度, 極點的.  
 16. *bān'dicāp* 拒止, 阻擋. 17. *artifi'cial* 人工的, 人爲的.

much more importance to terrain that will reduce their effectiveness. Proper use of obstacles, both artificial and natural, will strengthen any position and provide for a more efficient<sup>18</sup> use of the forces available. Today, also, obstacles that once could be considered as impenetrable<sup>19</sup>, can now be considered only as a hinderance. Rivers, large bodies of water, mountains and others should no longer be considered a complete protection, but only as an aid to be combined with other means to afford adequate protection through their use.

#### Communications.

Communication, including railroads, roads, waterways and all of their facilities, are important to both the offense and the defense. The availability of means of communication to us or the denial of them to the enemy may well determine the outcome of an operation. The relationship between terrain features and communications is a close one. The extent to which communications can be used depends not only upon their condition, but also upon the extent of the observation available<sup>20</sup> to the enemy.

#### Objectives.

Objectives are invariably assigned by reference to some well defined terrain feature. Those terrain features are selected, the occupation of which will force the withdrawal of a hostile force; provide a place from which the next operation can continue; or a success exploited. An objective may be a terrain feature which affords commanding observation; a critical<sup>21</sup> point in hostile command system; a point which cuts the enemy communications system; or an obstacle to enemy armor. Objectives must be closely related to the terrain so there can be no mistaking them.

#### Tactical Study of Terrain.

Prior to the actual terrain reconnaissance on the ground, a map study is made which usually culminates<sup>22</sup> in a "Tactical Study of the Terrain". This study may be made mentally<sup>23</sup> or may be written and includes all important factors concerning the terrain which may influence the operation. A copy of a form that may be followed in making such a study is given in Section II (Form IV) of this reference manual. This form presents a logical sequence that may be followed and includes most of the factors that must usually be considered. Its use is valuable both in training and in combat.

#### Classification of Terrain Terms.

Terrain features such as ridges, streams, woods and roads are easily recognizable<sup>24</sup> lines for dividing terrain into separate sections. Such areas frequently consist of a valley lying between two ridges or an open space between two wooded areas. If the terrain feature enclosing the area prevents direct fire and ground observation into it from the outside, it is known as a "compartment<sup>25</sup>". The value of a compartment for tactical use depends not only upon its size and shape, but also upon the direction of the operation with reference to the longer axis of the compartment.

Compartments are classified into two general classes in relation to the unit using the terrain. If the longer axis extends in the direction of movement of the force using it, or it leads toward or into the enemy position, it is then called a "corridor<sup>26</sup>". If the compartment extends across the direction of movement of the force, it is then called a "cross-corridor".

#### Influence of a Corridor upon the Attack.

In general, the presence of a corridor favors the attacker. Troops attacking within a corridor have defilade<sup>27</sup> from enemy small arms fire from outside the corridor. In addition, the features which bound the corridor limit ground observation of the enemy into the corridor. Thus, the attacker can concentrate his attention upon the neutralization<sup>28</sup> of this direct hostile fire.

A corridor leading toward or into an enemy position usually provides an avenue<sup>29</sup> of approach into the position, facilitates infiltration<sup>30</sup> and the penetration<sup>31</sup> of the hostile position. It gives the maximum protection from hostile direct fire. The attacker always seeks such suitable corridors, while the defender seeks to deny the attacker their use.

18. *efficient* 有效的, 勝任的. 19. *impenetrable* 牢不可破, 頑固的. 20. *available* 可用的.  
21. *critical* 重要的, 有危險的. 22. *culminate* 充分, 達最高度.  
23. *mentally* 記憶的, 心智的. 24. *recognize* 識別, 認可.

用，對於能影響其效能之地形，日形重要，天然或人工障礙之適當應用，可使陣地加強，並可使我軍發揮更有效之威力，然在今日，對於往昔曾經一度被認為牢不可破之障礙，現亦不過為一種阻滯而已；河川、山脈及其他均不可認為安全之保障，僅可用為與其他防禦方法連合，成為適當之掩護而已。

### 交 通

交通係包括鐵路、公路、水路及其設施等，對攻擊及防禦均屬重要；敵方具有或缺乏可使用之適當交通工具，均可決定其作戰之成敗；地形與交通之關係，至為密切，交通綫可應用之程度，不僅在其本身狀況，且關係敵方可能觀測之程度。

### 攻擊目標

攻擊目標通常必須指定顯明之地形特徵，選擇此種地形特徵如佔領後應能迫使敵人退却，並由此有繼續第二次作戰行動之餘地，或行戰果之擴張；攻擊目標可能為一觀測良好之地形；或敵陣地之一重要據點；或可切斷敵方之交通綫；或為阻礙敵人裝甲部隊之障礙；攻擊目標，須就現地明確指示，以免錯誤。

### 地形之戰術研究

在實地偵察地形之前，應先就地圖充分研究，稱為「地形之戰術研究」。此種研究，可擬定腹案，或用書面，包括一切影響作戰有關地形之重要因素。參閱本書第二篇第四格式，此格式為一根據邏輯之順序，其中包括大部通常應加考慮之地形要素。此種格式對訓練及作戰均有價值。

### 地形之分類

地形特徵如山脈、河川、森林與公路等物，均有易於識別之界線，以區劃地形；此種地區，常為一山谷置於兩山脊之間或兩森林間之一片空地形成之；如某一地區之特徵，週圍閉塞，且能遮蔽與掩蔽外圍之地面觀測及直接射擊時，該區域稱為「掩蔽地區」，「掩蔽地區」對戰術上之價值，不僅在其大小與形狀，並須視此地區之長軸與作戰方向之關係而定。

在部隊利用地形之關係上，「掩蔽地區」普通可分為二類：如該地區之長軸與部隊運動方向平行時，或導向敵人陣地方向者，謂之「直走廊」。如掩蔽地區長軸與部隊運動方向垂直時，謂之「橫走廊」。

### 直走廊對於攻擊之影響

直走廊大都利於攻者，部隊在直走廊內攻擊時，可避免走廊外輕兵器火力之射擊，且可利用地形，限制敵人對走廊內之地面觀測，故攻者可集中兵力，以制壓敵之火力。

直走廊如導向或伸入敵之陣地，通常即形成接近敵軍之進路，可有助於滲透或突破敵之防綫，且極可避免敵之直接射擊，故攻擊者應力求使用適當之直走廊，而防者須設法阻止其被攻擊者所利用。

25. *compartiment* 掩蔽地區. 26. *corridor* 直走廊. 27. *difflade* 避免, 遮蔽.  
28. *neutralization* 制壓, 使抵消. 29. *avenue* 進路, 進口.  
30. *infiltration* 滲透, 滲過. 31. *penetration* 突破, 敏銳. 32. *retention* 切記, 保留, 記憶.



### **Influence of a Corridor on the defense.**

The defense is built around a series of tactical localities, organized for all around defense, the retention<sup>32</sup> of which will insure the integrity<sup>33</sup> to the position. These localities generally include the higher ground which affords observation and commands the attacker's avenues of approach. The defender must always occupy the high ground that will control or dominate<sup>34</sup> the corridors leading into the position.

### **Influence of Cross-Corridors.**

In most cross-corridors, fields of fire and observation are usually continuous across the front throughout the length of the cross-corridor. This is a distinct advantage to the defender. It permits him to concentrate his fire upon the attacker on a broad front without the necessity of changing positions of weapons or observation posts. The attacker must neutralize the fire on this broad front before he can engage in an effective advance.

### **Conclusion.**

Terrain plays an important role in all military operations. While, it may not prove to be a vital consideration in every situation, its skilful use will greatly facilitate the accomplishment<sup>35</sup> of every mission. Proper appreciation of terrain will pay large dividends<sup>36</sup> in the conservation<sup>37</sup> of manpower, equipment and the time necessary to bring an operation to a successful conclusion.

---

33. *integrity* 完整,成全. 34. *dominate* 瞰制,支配. 35. *accomplishment* 達成,成就.

### 直走廊對於防禦之影響

防禦陣地係由各戰術據點編成，以形成四週之防禦，對陣地完整之確保，切不可忽；此種陣地應在山地，以利於觀測及控制攻者之近接路綫；防者必須佔領高地，以控制或瞰制伸入陣地之直走廊。

### 橫走廊之關係

橫走廊之大部份，其射界與觀測，通常依橫走廊之寬度，而延展於其前方，對於防者有顯著之利益，防者可毋須變換射擊陣地或觀測所，即能在廣闊正面上對攻者集中其火力，攻者在其欲順利推進之前，必須先制壓在此廣大正面之敵人火力。

### 結 論

地形在一切作戰中，均為一重要因素，在每一情況中雖不能確定為一決定因素，但如熟習其運用，則大有助於任何任務之達成，正確之地形判斷，極裨益於作戰所需人力、裝備及時間之節約，而獲得勝利之成果。

## 第八 警 戒

### 導 論

現代戰爭，因空運空降及機械化部隊之使用，極易實施奇襲，致警戒勤務益形重要，我國典令中，對於行軍及駐軍警戒諸法則，均屬完備，然對空運及空降部隊之防禦與警戒，尚無具體之法則，依今後作戰方式之演進，對此種警戒勤務，應特予注意。

作戰綱要草案警戒一篇中，增列有「掩蔽」一章，其意義以避免敵之視察爲主，尤其在軍隊之集結及運動中，務不使敵過早發覺。對於敵空中搜索，通常對各方向俱應掩蔽，對於地上之敵，則前方及側方必須掩蔽；并依攻勢或守勢之手段，以達成之，此已將警戒之涵義，予以擴大。

此種掩蔽，對通信部隊亦包括在內，該項部隊可依妨害敵之無線電通信，中止我之無線電通信，保持及監視我通信之祕密，并依其他技術之處置及偽通信等，直接間接以達成掩蔽之目的，在第一次大戰時，俄國在東戰場以無線電明碼通信，爲德國截取，傳爲戰史評論之資料，我國抗戰期中，日軍以無線電方向探知，判斷我戰略之行動，至戰後始爲敵會道破，由此可知對通信掩蔽，尚欠週到，今後作戰，因科學兵器之發達，應對偵察及防護之設施，均有高度之進度，唯賴吾人善爲利用耳。

## CHAPTER VIII.

## SECURITY.

The word "Security" is synonymous<sup>1</sup> with "Protection"; and the principle of protecting or safeguarding that which is worthwhile<sup>2</sup> has been basic since the dawn of civilization<sup>3</sup>. We employ sares to secure valuable, and fire apparatus<sup>4</sup> to protect our cities from conflagrations<sup>5</sup>. Just so, in the military sense we provide *security* for a command against surprise, observation and interference by the enemy; and we take *special security measures*<sup>6</sup> against attack from the air, against mechanized attack, gas warfare and air-borne troops.

The most carefully prepared plans for advance or withdrawal<sup>7</sup> can be totally<sup>8</sup> upset if we leave ourselves open to the enemy's surprise attack, annoyance or observation. It follows that one of the primary responsibilities of a commander in the field is to take every precaution<sup>9</sup> against surprise; and to initiate all possible measures to insure the security of his command whether it be large or small, since security of his unit is a commander's responsibility even though it may be part of a larger command.

The basis of all security measures is *information*, and this must be obtained and delivered<sup>10</sup> to those concerned while it is timely and of definite importance to the mission at hand. Both *security* and *reconnaissance* forces are concerned with the gathering of information, but the former operate with a view to the protection of friendly forces, whereas<sup>11</sup> the latter are interested primarily in matters pertaining to the enemy.

A Security Detachment is that portion<sup>12</sup> of a command that is responsible for protecting it against surprise, observation and interference; and for assuring<sup>13</sup> it the necessary time and space required for preparing and making its attack or defense. Security must necessarily be based on information of the enemy—as to his location, the disposition of his forces, his strength and capabilities. The source of such information may be reconnaissance, intelligence, or reports from higher headquarters; but to obtain security every commander must employ his own available information-gathering facilities.

Whether troops are at a halt<sup>14</sup> or resting, on the march or engaged in combat, security is always necessary. It is a continuing process that can never be overlooked; when the enemy is far away, security against attack by aircraft, mechanized forces and air-borne<sup>15</sup> infantry becomes important; if the enemy is nearby, there is always the possibility of attack by enemy ground forces as well as aircraft. Observers and adequate means of signal communication are essential parts of the security plan and constitute<sup>16</sup> an advance warning system to report enemy operations both in the air and on the ground.

There are various types of security detachments. When operations are close to the enemy, an advancing force secures itself by means of an *advance guard*, *flank guard*, and *rear guard*; a retreating<sup>17</sup> force by a *flank guard* and a *rear guard*; a resting force by an *outpost*. In combat, each unit provides for its own security by the employment of *combat patrol* and *flank guards*.

The basic security mission of an advance guard is to protect the main body. It may engage the enemy if necessary to accomplish this purpose. It provides security by eliminating<sup>18</sup> or reducing to a minimum the danger of surprise, observation and interference; by driving back weak enemy force that it encounters<sup>19</sup>, by removing obstacles and repairing demolitions<sup>20</sup>. The advance guard should have sufficient strength to provide security, and will vary with the size of the command. Greater strength is required as the distance from the enemy decreases. An advance guard usually consists of rifle and heavy weapons units with light artillery, engineers and tanks attached when contact is imminent<sup>21</sup>.

When the command does not have the protection of adjacent units, *flank security* becomes necessary to safeguard the exposed flanks. This is provided by a flank guard, which is usually composed of highly mobile troops because of the greater distance that must be covered. When available, cavalry or motorized infantry constitute the flank guard force, reinforced by artillery, engineers, chemical troops and anti-tank units; they are supplied with anti-tank mines and chemicals, as well as demolition material and the means for constructing obstacles. Routes of hostile approach are covered by the flank guard until the command has passed; where routes parallel to the line of march of the main body are available, these are made use of by the flank guard which is so distributed<sup>22</sup> as to resist<sup>23</sup> enemy attack at all points.

1. *synonymous* 同義字. 2. *worthwhile* 值得的, 有價值的. 3. *civilization* 文化, 文明.  
4. *apparatus* 器械, 儀器. 5. *conflagration* 戰事爆發, 大火. 6. *measure* 方法, 較量.  
7. *withdrawal* 撤退, 退出. 8. *totally* 完全的, 絕對的. 9. *precaution* 預防, 謹防.  
10. *deliver* 遞送, 移交. 11. *whereas* 然而. 12. *portion* 一部份, 命運.

## 第八章 警戒

「警戒」一詞，其意義與「掩護」相同；凡有價值者應予以保衛或掩護，自有文化以來，即為一基本之公理；吾人以保險箱，保存貴重物件，藉消防器械設備，防衛都市之火，在軍事方面，亦復如是；吾人為部隊部署警戒，以防敵之襲擊、觀察及擾亂，吾人並採取各種特殊之警戒方法，防禦空中攻擊，機械化之攻擊，毒氣戰及空運部隊之攻擊。

吾人如對敵之襲擊、擾亂或觀察，一無所備，則雖經細心準備之種種前進或後撤計劃，亦必將完全失敗，因此，戰地指揮官，所負主要職責之一，即為預防襲擊，並採取一切可能之方法，保證其部隊安全警戒，不論其部隊之大小，即其僅為大部隊中之一部，此一部份之警戒，亦仍為其指揮官之職責。

所有警戒方法，均以消息為基礎，凡對於當前任務，具有主要性之情報，均必須設法獲取，並準時送達有關方面；警戒部隊與搜索部隊，兩者均與消息之收集有關；惟前者之活動，以保護友軍為目的，而後者則純以有關敵人之事件為主。

警戒部隊為部隊中之一部，其職責為防止敵之襲擊、觀察與擾亂，並於準備及實施攻擊或防禦時，確保必需之時間與空間，警戒必須基於敵情而設置——如敵人之位置，部隊之部署，兵力及其可能行動；此項消息來源，可得自搜索、情報或上級司令部之通報，但為警戒確實，各指揮官均須運用其自身可用之收集消息機構。

部隊無論在駐止、休息、行軍或參與戰鬥時，均必須採取警戒之處置，警戒乃連續不斷進行者，絕不能加以忽視。當敵人距離甚遠時，對於敵機、機械化部隊與空運部隊之攻擊，採取警戒，殊屬重要；若敵人接近時，則敵人地面部隊之攻擊，亦將隨時可能，一如其空軍然。觀察人員與適當之通訊設備，為警戒計劃中之主要部份。由此兩者，即能組成一預行警報組織，以報告敵人在空中與地面之活動。

警戒部隊，種類甚多，當前進中之部隊，於接近敵人行動時，可藉前衛、側衛及後衛獲得警戒；轉進中之部隊，可以側衛後衛為其警戒；休息之部隊，則應用前哨；在戰鬥中每一單位，常使用戰鬥斥候及側衛以獲得其自身之警戒。

前衛之基本警戒任務，乃為掩護其本隊，為達成此項目的，必要時常須與敵人接觸，前衛當使遭敵襲擊、觀察及擾亂之危險，完全消除或減至最少，驅逐當面薄弱之敵人，排除障礙物，修復破壞之處，以使本隊獲得警戒；前衛應有足以獲得警戒之兵力，而此兵力常按所屬部隊之大小而異，當與敵人之距離漸減時，所需之兵力亦當較大；通常前衛由步槍及重兵器單位組成，當有與敵即行接觸之虞時，應即配屬輕砲兵、工兵及戰車隊。

部隊若不能自鄰接單位獲得掩護時，必須以側翼警戒部隊，防衛其暴露之翼側，該項任務由側衛任之，此種側衛通常每由高度機動部隊組成，因其必須掩護一較長之距離，當有騎兵或機械化步兵可資使用時，即當以之組成側衛，以砲兵、工兵及化學兵隊及戰車防禦部隊增強之，彼等當備有戰車防禦地雷及化學器材，亦當有爆破材料及建造障礙物之器材，所有敵人可接近之路綫，應由側衛控制，直待全隊通過為止，如有與本隊前進路綫平行之其他路途可資利用時，側衛即當加以利用，預先佈署其兵力，使各處均能抵抗敵之攻擊。

13. assure' 確保 保證. 14. halt 駐止, 停步. 15. air-borne troop 空運部隊.  
16. constitute 組成, 推舉. 17. retreat 轉進, 退却. 18. eliminate 消除, 排除.  
19. encounter 當面的, 對敵的. 20. demotion 破壞, 壓碎. 21. imminent 危險, 迫切的.  
22. distribute 部署, 分配. 23. resist' 抵禦, 阻止.

The *rear guard* of an advancing force protects the main body from hostile attack and ground observation from the rear. This security detachment must be sufficiently<sup>24</sup> strong to perform this mission without assistance<sup>25</sup> from the main body; usually a small detachment that is strong in engineers, antitank guns and automatic weapons is sufficient, with cavalry or mechanized vehicles added if available. Depending upon the situation and protection required by the main body, the rear guard may defend, attack, delay or retire. Bridge demolition, when specifically authorized<sup>26</sup> by the commander, is carried out by the rear guard, which also acts to prevent the destruction of important bridges by the enemy. When necessary for the security of the main body, the rear guard sacrifices<sup>27</sup> itself in the execution of its mission.

The *outpost* is a security detachment designed to provide protection when a command halts for the night, or for a longer rest period. In this situation, security must be provided in all direction from which enemy forces may attack or harass<sup>28</sup> the main body. An outpost should be kept as small as consistent with its mission so that rest may be given to as large a portion of the command as possible. This becomes more practical when at least one flank of the resting command is protected by natural obstacles such as a swamp<sup>29</sup> or river. Infantry is normally<sup>30</sup> the principal element of an outpost, with engineers and cavalry added as required.

It is absolutely necessary for a commander to provide for the security of his force *while it is fighting*, because the nearness of the enemy makes possible an advance between adjacent units and from any direction. This protection is provided by *combat patrols or outposts* which furnish local<sup>31</sup> security, gain time for action of the main body, and help to deceive the enemy regarding the point of main resistance. Combat outposts are detailed from each battalion holding a sector<sup>32</sup> of the main line of resistance, their strength being directed by the higher commander. As long as the main outpost position is held, combat patrols may be relatively weak.

*Security of the main body* while on the march is furthered by certain protective measures including the following:—

1. By the employment of security detachments.
2. By marching under cover of darkness.
3. By the use of aircraft warning<sup>33</sup>, and the proper disposition of anti-aircraft, anti-tank and anti-mechanized weapons.
4. By the erection<sup>34</sup> of road-blocks and obstacles.
5. By avoiding roads that may be subjected to long-range artillery fire.

*Security against attack by enemy aircraft* is obtained by the use of friendly combat aviation, when it is available. Smaller organizations provide for their own security by the use of anti-aircraft weapons, by careful dispersal<sup>35</sup> of units, concealment, camouflage<sup>36</sup>, and restricting<sup>37</sup> movements to hours of darkness.

It is in connection<sup>38</sup> with protection against attack by *ground forces* that security detachments are particularly helpful. They enable the commander to obtain information regarding the enemy in sufficient time to make his own dispositions and meet the threatened<sup>39</sup> attack. The proper use of terrain<sup>40</sup> and readiness for action by all units are among the measures employed.

With the more frequent employment of *air-borne infantry and parachute*<sup>41</sup> *troops*, security detachments perform a vital function in obtaining early information of such attacks, thus making it possible to destroy the enemy while still in the air or at the time of landing. The destruction of all possible landing fields for enemy aircraft is a protective measure that may be taken by the security detachment.

24. *sufficiently* 足够的, 充足的.    25. *assistance* 援助, 協助.    26. *authorize* 指定 批准.  
 27. *sacrifice* 犧牲 供物.    28. *harass* 驚擾 攪擾.    29. *swamp* 沼澤, 濕地.  
 30. *normally* 通常的, 規範的.    31. *local* 局部的, 地方的.    32. *sector* 地區, 扇形物.

前進部隊之後衛，係在掩護其本隊，使敵人不能自其後方攻擊及行地面之觀察，此項警戒部隊，必須具有充分之力量，俾能不需本隊之協助，而能達成其任務；通常一小部隊而有足量之工兵、戰車防禦砲及自動武器部隊，即可敷用，若有騎兵、機械化車輛可供使用時，則亦當配附之；後衛當視其本隊之情況，及所需要掩護之程度，而行防禦、攻擊、逐次抵抗或後退；如經指揮官特別指定後，破壞橋樑之工作，亦由後衛部隊完成之，而彼等又必須防止敵人破壞重要之橋樑；後衛為本隊之警戒，必要時，得犧牲自我以執行其任務。

前哨為警戒部隊之一種，用以掩護夜間宿營或作較長期間休息之部隊，在此種情況下，凡敵軍可能攻擊或騷擾本隊之各方面，均須對之實施警戒；前哨之兵力，當愈小愈佳，以能達成任務即可，俾部隊獲得休息之人數盡可能增大，故休止之部隊，至少須以一側翼獲得天然障礙物之依托，如利用池沼或河流，此甚切實用；步兵通常為組成前哨之主要部份，必要時，可以工兵及騎兵增強之。

在戰鬥進行中，指揮官務須為其部隊部署警戒，因近在咫尺之敵人，可能自我隣接單位空隙或任何一方向移動前進，此種掩護由戰鬥斥候或前哨行之，彼等施行局部警戒，俾本隊爭取準備行動之時間，并協助欺騙敵人，使不知我主要抵抗地區之所在；戰鬥斥候，由配備在主要抵抗綫上之各營派出，其兵力則由上級指揮官指定之，當主要前哨陣地仍能堅守時，則戰鬥斥候，儘可較弱。

在行軍中，對本隊之警戒，可藉各種掩護方法增進之，其方法如下：

1. 使用警戒部隊。
2. 於夜暗掩護下行進。
3. 利用空襲警報網，並將防禦飛機、戰車及機械化部隊之武器，作適當之部署行之。
4. 建立道路阻絕及障礙。
5. 避免易於遭受遠距離砲火射擊之道路。

設有我軍之戰鬥機可資應用時，吾人即可由此獲得對付敵機攻擊之警戒，較小之部隊，則可藉高射兵器及注意疏開、遮蔽、偽裝與限制在夜暗中行動等各種方法，均可獲得自身之對空警戒。

關於抵禦地面部隊攻擊之掩護，警戒部隊有其特殊效用，彼等能使指揮官及早獲得關於敵人之消息，得有充分時間自行部署，以應付急劇之攻擊，地形之妥加利用，與各單位之隨時準備行動，亦為可資使用之方法。

由於使用空運步兵及降落傘部隊之日益普遍，警戒部隊表現一極大之作用，以及早獲取此種攻擊之消息，藉此吾人可能於敵人尙在空中或方行落地時，即行消滅之，警戒部隊可取之防衛方法，乃為將所有敵機可能應用之降落機場，完全加以破壞。

33. *war'ning* 警報,警告. 34. *er'ic'tion* 設立,直立. 35. *dispers'al* 疏散,分散.  
 36. *cām'ouflag'e* 偽裝,掩飾. 37. *re'strict'* 限制,束縛. 38. *connec'tion* 連接,接合.  
 39. *threa'ten* 急劇的,恐嚇,威嚇. 40. *terrain'* 地形,地區. 41. *pà'r'achute* 降落傘.

## 第九章 部隊之運動

### 導 論

行軍爲一切作戰行動之基礎，其計劃適切，與實施之確實，爲「各種企圖求得效果」之要素；我國作戰綱要中，對行軍之部署，行軍之實施，及機械化部隊之行軍，與交通管制等，均有詳細之規定；惟一般戰術上研究，對單位通過時間之觀念，甚爲淡薄，致對部隊之運動，常僅計算其先頭到達時間，而將其後尾通過時間，未與考慮，因此某一部隊由行軍隊形，實行開進或展開戰鬥，因指揮官未顧及全縱隊到達所需之時間，致先頭部隊常過早開始戰鬥，而後尾部隊倉卒逐次參加使用，無法獲得協同作戰之效果，此種現象在諸兵種聯合編成之縱隊，或在狹小道路上行進，及通過隘路運動時，更爲顯著。

甚至有因指揮官，對單位通過時間之計算，欠缺研究，不顧實際所需時間，強求部隊之行動，因而被敵各個擊破，遭受重大之損失者。

美軍有鑒及此，將各種單位各種縱隊通過時間，根據野外行軍經驗之平均數值，確定計算因數，使各種部隊均能計算其本縱隊通過之時間，如此則於實地應用及戰術研究上，頗多裨益。

又本篇關於行軍圖表之調製，簡明扼要，可供參攷。



## CHAPTER IX.

## TROOP MOVEMENTS.

## Section I.

Troop movement data shown in tables of road space and time lengths are averages<sup>1</sup> from field experience. It shows data for the Chinese Army, reinforced for school purposes. Not all of the smaller units are shown. However, the table of factors included at the bottom of the table is to be used for estimating this information. With some practice you will be able to figure<sup>2</sup> for yourself any road space or time length for any size Unit by use of these factors.

Column 1 lists the strength in officers, warrant officers and men. The Army figure is based on the tables of organization of the Alpha Organization Chinese Army.

Columns 2 and 3 are the total<sup>3</sup> animals, both riding and pack, in these units.

Column 4 lists the organic vehicles in the Army and attached artillery.

Column 5 shows the men on foot. This is arrived at by deducting the number of men who ride horses or truck. In some units, a driver and assistant driver ride each truck. In others, such as the 105mm. F.A. Bn., all personnel of the units ride.

Columns 6 and 7 indicate the road space occupied by the men on foot shown in Column 5 and it is shown for men in both columns of 4's and in columns of 2's. The table at the foot of the page gives a factor for figuring road space of any number of men. Multiply<sup>4</sup> the factor for either columns of 2's or columns of 4's by the number of men you wish to find the road space for. This is the road space in meters. Divide by 1,000 to convert<sup>5</sup> to kilometers.

Column 8 represents the road space for the animals in columns 2 and 3. For units having other numbers of animals, multiply the total animals by the factor 3.5 at the foot of the page for road space in meters. Then convert to kilometers.

Column 9 is for vehicles in open column with 10 vehicles to the kilometer. The factor table shows that 10 divided into any number of vehicles will give you the road space in kilometers.

Columns 10, 11, 12, and 13 give us time lengths for men in both columns of 4's and columns of 2's. They are also divided into rates of march of 4 kilometers per hour and of 3 kilometers per hour. To find the time length of any column, we look under the column having the proper formation (columns of 2's or 4's) and also having the proper rate of march (3 or 4 kilometers per hour). Again, at the bottom of the table you will find factors for figuring these. The number of men on foot times the factor for the proper column formation and rate of march, will give us the time length in minutes for that column.

Column 14 is for the time length of animals. They are figured single file<sup>6</sup> at 4 kilometers per hour. The factor will give us the time length for any number by multiplying it by the number of animals.

Column 15 is for the time length of vehicles. They are figured at 10 vehicles to the kilometer and travelling at an average speed of 30 kilometers per hour. Again, the factor times the number of vehicles in a column will give us the time length in minutes.

## Section II.

The March Graph<sup>7</sup> is the simplest method of obtaining the data needed for the March Table. It shows the location at any time during a March of the head or tail of any serial, providing the March proceeds<sup>8</sup> as scheduled<sup>9</sup>.

The March Graph is prepared on cross section paper, using one sheet for each route. The vertical<sup>10</sup> scale on the left margin<sup>11</sup>, with the point of origin at the bottom, serves as the distance scale in kilometers or miles. Critical points along the route where co-ordination of the movement may be needed should be indicated at the proper distance on this vertical scale. The horizontal<sup>12</sup> scale at the bottom margin of the graph should be marked in hours. We begin at the left with the earliest hour at which the first serial may start the march. We continue it as far to the right as any units may be on the road.

1. *average* 平均, 平均計算. 2. *figure* 計算, 數目. 3. *total* 總數, 全部的.  
4. *multiply* 乘法, 增多. 5. *convert* 改變, 交換. 6. *file* 縱列, 文件.

## 第九章 部隊之運動

### 第一節

部隊運動之各單位行軍長徑及單位通過時間，在附表中所列者，皆係按野外行軍經驗之平均數值，所有各項數目，皆為學校研究用之中國加強裝備各種部隊而列。此表並不包括所有之小單位，但在本表之下，列有計算本表各項數目所用之因數，經過若干次練習之後，即可利用各因數而計算任何大小部隊之行軍長徑及單位通過時間。（參看第三篇第二章）

第一項所列為軍官准尉士官及士兵人數，在軍之表中則係按中國陸軍甲種編制軍之編制表。

第二行及第三行，為本單位之乘騎及馱載騾馬之總數。

第四行為軍編制及配屬砲兵之車輛。

第五行為步行人數，此為官兵總人數中，減去騎馬及乘車之人數，在若干部隊中，每輛卡車祇有駕駛兵及助手二人乘坐，但如在 105 糧野戰砲兵營，則全營所有之官兵，皆乘坐汽車。

第六行及第七行，為第五行步行人數之行軍長徑，分四路縱隊及二路縱隊兩種。在本表之底，附有計算任何人數縱隊行軍長徑之因數，以此因素乘以二路縱隊或四路縱隊之人數，即得其行軍長徑，得數之單位為公尺，以1000除之，即換得公里數。

第八行第二行及第三行騾馬之行軍長徑，若部隊尙有其他數目之騾馬，則將騾馬總數，乘以在本表之底所列之因數 3.5，即得該騾馬縱列之行軍長徑，此得數為公尺，可化為公里。

第九行為汽車成疏散縱隊，每公里以十輛車計算之行軍長徑，因數表指明將所有汽車之總數以10除之，即得該汽車縱隊之行軍長徑，其得數為公里。

第十、十一、十二及十三行，為步行人員成四路縱隊或二路縱隊之單位通過時間，并按行軍之速率，分每小時四公里及每小時三公里兩種。按表上所示縱隊種類（四路或二路縱隊），及行軍速率（每小時三公里或四公里），查得所需之通過時間。其次在本表之底查出計算單位通過時間之各種因數，即可算得任何縱隊之單位通過時間，步行人數，乘以恰當之縱隊種類，及行軍速率之因數，即可得該縱隊之單位通過時間，得數之單位為分。

第十四行為騾馬之單位通過時間，其速率為成單行每小時五公里，因數表所列之因數，乘以騾馬之數目，即得該騾馬縱隊之單位通過時間，得之數單位為分鐘。

第十五行為汽車之單位通過時間，每公里行駛十輛，平均速率為每小時為三十公里。其次，利用因數表所列之因數，乘以汽車數目，即得其單位通過時間，得數之單位為分。

### 第二節

行軍圖表，為求得製行軍表時所需資料之最簡方法。在行軍圖表上，可查出在行軍中任何時間，行軍縱隊先頭及後尾在道路上之地點，此係以圖表現示行軍之進行狀況。

行軍圖表係在方眼紙上製成，每一道路用一張圖表，在左邊垂直綫下端標示起點，縱座標代表距離，可以公里或英里計算，如在此道路上有要點，軍隊在此行動需要協定時，則應將此要點與起點之距離標出，橫坐標則代表小時，由左邊開始，將第一個行軍縱隊出發行軍之時間標示，如此繼續向右方標明各行軍縱隊開始行軍之時間。

7. *graph* 圖表,圖解. 8. *proceed* 前進. 9. *sched'ule* 狀況,詳表.  
10. *vertical* 垂直的,頂點的. 11. *margin* 邊界,餘額. 12. *horizon'tal* 橫的,水平的

A Serial is represented on the graph by a horizontal line, drawn to scale, equal to the time length of the serial. This line is platted<sup>13</sup> opposite the point on the vertical scale, corresponding<sup>14</sup> to the initial<sup>15</sup> point of the serial; the left of the line being plotted above the hour on the horizontal scale, at which the serial begins the march. From this left end line is drawn upward at a slope<sup>16</sup> representing the rate of march (at 4 kilometers per hour, the slope equals 4 kilometers on the vertical to 1 hour on the horizontal scale). This sloping line represents the march of the head of the column. The intersection<sup>17</sup> of this line with the horizontal line from any point along the route, if projected<sup>18</sup> down to the time scale, will show the time the head arrives at that point. A line drawn from the right end of the horizontal line representing the time-length of the serial and parallel to the line representing the head of the column will represent the tail of the serial. The time-length of the serial is obtained from the table of time-lengths and measured on the time scale from the time the head of the serial crosses a point, measured to the right on the scale.

If the hour at which a march must be completed is the only time factor known, the graph may be constructed<sup>19</sup> starting with the tail of the column at destination<sup>20</sup> and working backward to obtain the hour of starting for the head of the column.

The graphs of all serial may be adjusted to allow for crossing columns or other interferences. The need for and the means of making such adjustments may be visualized<sup>21</sup>. In preparing the march graph, a safety factor of 15 to 30 minutes should be allowed between serials at critical points on the march.

### Section III.

A march table should accompany<sup>22</sup> every order for a march. It may be included in the body of the order in paragraph<sup>23</sup> 3 or it may be appended. It should show the composition of each serial and the Commander; it should designate the route of march for that serial; it should give the time the head of the serial should cross the initial point; and it should give the time that the tail of each serial closes in the new assembly area or bivouac<sup>24</sup>. Usually, 15 minutes is allowed between serials and 30 minutes between echelons marching on the same road.

13. *plot* 畫圖 作圖. 14. *correspond* 相當, 相似. 15. *initial* 起始的, 初期的.  
16. *slope* 斜線 傾瀉. 17. *intersection* 交點, 交線. 18. *project* 投影 記計.

各行軍縱隊在此圖表上，由一水平綫標示之，應按比例尺將本行軍縱隊之單位通過時間標出，此綫應將相當於本行軍縱隊之起點在縱座標上之點畫出，而此綫之左端，則標示在橫座標上，相當於本行軍縱隊開始出發之時間。由此綫之左端，畫一向上之斜綫，其斜綫應依行軍之速率（如每小時四公里，其斜率則為縱座標四公里，對橫座標一小時）。此斜綫代表行軍縱隊之先頭，如將此綫與由沿此道路上任何一點之水平綫相交點；投影於時間比例尺上，則為先頭到達此點之時間，若在代表本行軍縱隊單位通過時間綫上之右端，劃一斜綫，與代表本行軍縱隊先頭之斜綫平行，則此綫代表本行軍縱隊之後尾。各行軍縱隊之單位通過時間，可在單位通過時間表上查出。並應於代表時間之橫座標上，從行軍縱隊先頭通過起點之時間起，按比例尺向右量定劃出。

如僅知行軍必須完成之時間，則依此時間因素，亦可劃出圖表，此即從本行軍縱隊在目的地之後尾開始，向後推算，即可得出本縱隊先頭出發時間。

所有行軍縱隊之圖表，均可酌予調整，以便其他縱隊之穿過或避免其他之阻擾，此種調製之需要及其方法，在準備行軍圖表時，即可想像得之，在行軍中之要點上，各縱隊間，應予以十五分鐘至三十分鐘之備用時間。

### 第 三 節

每道行軍命令，皆應附發一行軍表，此應包含於命令本文第三段中或另為附件，行軍表內，指示各行軍縱隊之編組及其指揮官，指定各行軍縱隊之行軍道路，各行軍縱隊先頭通過起點之時間，及指定各行軍縱隊後尾到達新集結地區或宿營地區之時間，通常在同一道路上，各行軍梯團間之時間距離為十五分鐘，而各行軍縱隊，則隔離三十分鐘。

## 第十章 攻擊戰法

### 導 論

近世紀之世界兵學，均盛倡絕對之攻勢主義，認定戰爭勝利唯一之途徑在攻擊，而防禦僅係攻勢作戰中之一種手段。尤以邇近軍事科學昌明，戰爭武器長足進步，并證以此次大戰之經驗，尤覺此種原則，將極端與高度的加以運用。

往昔戰略上所謂持久消耗，戰術上所謂專守防禦、攻勢防禦及持久抵抗等戰法，欲以空間換得時間，從事戰爭或作戰上之準備，爭取最後之勝利，此種思想在未來積極突發與毀滅之攻擊威力之下，是否仍能適用，應加以澈底之研究，昔日俄國對拿坡崙消耗戰之成功，我國此次抗戰之勝利，因今後戰爭形態之演變，時代之變遷，亟應重新檢討，不可狃於過去之成果，眩戀於歷史上之陳蹟，而忽視當前事實之特徵，致招未來萬劫不復之挫敗，現我國防一切設施，與軍事教育精神，戰術思想，軍隊訓練，均應研究如何與此軍事思潮相吻合，以期能適合未來戰爭之要求。

美軍攻擊作戰之方式，區分為包圍與突破，我國作戰綱要草案，則分為包圍與正面攻擊，而綱要闡述正面攻擊云：「正面攻擊之要訣，在突破敵陣，并利用其成果，而形成包圍。故特需在重點方面，縮小各部隊之戰鬥正面，增大其縱長之區分，務以強大之戰車及砲兵火力，為統一集中之使用，神速深入，以突破敵陣，縱在正面攻擊，各級指揮官亦須盡各種手段，實施局部之包圍」。此與本章中所述，突破作戰，係以主攻穿過敵人主陣地而指向目標於敵之後方，其特點為破壞敵之配署，穿越間隙，而佔領其目標，及突破後形成之一翼或兩翼包圍之趣旨，殆相吻合。惟美軍另有一所謂「多點突破」，即「當大部隊實施突破時，於最初同時以兩個或多個之有力部隊，向敵陣地之弱點攻擊，此謂之「多點突破」，關於指導多點突破組織與實施，即適用一點突破之原理」。此種多點突破，在我國作戰綱要草案中尚無適當之指示。此次世界大戰，美英在歐洲西部對德國之攻擊，蘇聯在東戰場對德國之反攻，均多為大規模之突破戰，故此種作戰方式，亟應加以深刻之研究。

第一次世界大戰以前，德國史蒂芬將軍著康尼（Connac）一書，根據戰史之研究，強調包圍之效果，而毛奇、興登堡諸名將，則於戰場運用此種作戰方式，獲致赫赫之戰功；日本兵學，步趨德國之後塵，對此種原則之運用亦發揮盡致，故此次大戰以前，世界兵學及各國典令幾均以包圍為作戰方式之主體，惟此次大戰兵員衆多，戰線綿亘，純粹之包圍運動，殊不易形成，一般均須以突破戰，將敵陣地打開一缺口，以造成包圍，同時以現代攻擊兵器威力之強大，使此次大戰，幾無一單憑防禦工事可能持久抵禦之戰例，故攻者如能行有力之突破，則常能逕即達到其攻擊之目標。

次考此次德日兩國之戰略指導，當德國一九四一年莫斯科戰役之後，希特勒不顧歷史上之軍事教訓，重溫拿破崙之夢想，欲一自高加索經弟夫力斯（Tiflis），一自北非經埃及、巴力斯坦，出中東印度，作大規模之包圍行動，而遭遇無法挽救之挫敗。日本於襲擊珍珠港之後，錯過在夏威夷登陸之機會，未能佔領阿湖島（Oahu）及其重要根據地，使美軍保留一集中點，從事西太平洋之活動，形成日本覆滅之開端，此種戰略上之錯誤，一為過信包圍之效果，一為忽視突破之威力，綜合言之，則殆為兵學研究上染有痼習，未能適應新興之軍事思潮及正視現實有以致之，吾人於此，尤須予以注意也。

## CHAPTER X.

## OFFENSIVE

Military leaders for centuries<sup>1</sup> have agreed that in battle, ultimate<sup>2</sup> victory can only be attained<sup>3</sup> through offensive<sup>4</sup> warfare. While defensive action may temporarily<sup>5</sup> assist in the final triumph<sup>6</sup>, it is by means of the attack that an armed force can decisively and completely destroy a hostile armed force. Therefore, in planning campaigns<sup>7</sup> against an enemy, whenever practicable, prior consideration should be given to means of attacking the enemy. While individual battles may be won by defensive action, ultimate victory can only be gained through offensive action.

OBJECTIVE.<sup>8</sup>

The objective of offensive action is the destruction of the hostile armed forces. To facilitate the accomplishment of this purpose the commander selects a *physical objective* for his attack. Such objective would be a body of troops, a dominating terrain feature, a center of lines of communication, or other vital area in the hostile rear. This objective should have the following characteristics:—

1. Its capture<sup>9</sup> must be possible within the time and space limits imposed by the assigned mission. Do not select an objective which, due to time and space limits, is impossible of accomplishment.
2. Its capture should assure the destruction of the enemy in his position, or the threat of its capture should compel<sup>10</sup> the enemy to evacuate his position.
3. It should produce a convergence<sup>11</sup> of effort.
4. It must be easily identified<sup>12</sup>.
5. Its capture should facilitate contemplated future operations.

## PLANNING.

The attainment of the objective is the basis of the commander's own and all subordinate plans. The objective having been selected, all components<sup>13</sup> are directed in co-ordinated effort toward its attainment. Actions or factors which do not contribute to this purpose should be avoided. To insure the successful completion<sup>14</sup> of an offensive operation, careful prior planning is essential. In his planning the commander must consider all factors vital to the gaining of the objective. Included amongst these are the terrain, the enemy situation, the distribution of his own forces, and the employment of sound tactical maneuver<sup>15</sup>.

## TERRAIN.

In all operations, offensive or defensive, the factor of terrain is of utmost<sup>16</sup> importance. It is a fundamental<sup>17</sup> doctrine<sup>18</sup> that the terrain will determine the distribution of forces and the tactical maneuver to be employed. The distribution of troops and scheme<sup>19</sup> of maneuver must be planned to fit the existing terrain. If the terrain is mountainous<sup>20</sup>, troops trained in mountain warfare should be employed, if available. The scheme of maneuver must be one adapted<sup>21</sup> to meet the special conditions imposed by such terrain. Likewise other special types of terrain such as jungles, deserts, open plains, rivers, and snow will all greatly influence the operation to be undertaken.

## DISTRIBUTION OF FORCES.

Sound tactical maneuver in the offensive is characterized by a concentration of effort in a direction where success will insure the attainment of the objective. On the remainder<sup>22</sup> of the front are used only a minimum means necessary to deceive the enemy and to hinder his maneuver to oppose the main attack. In the offensive, troops are distributed into two or more principal tactical groupings:

1. cen'tury 一世紀,百數. 2. ultimate 最後的,原始的. 3. attain' 達到,完成.  
 4. offen'sive 攻擊的,進攻的. 5. temporarily 暫時的,臨時的. 6. triumph 得勝,凱旋.  
 7. campaign' 作戰,戰役. 8. obj'ctive 目標,實在的. 9. cap'ture 佔領,奪取.  
 10. compel' 強迫,強制. 11. conver'gence 集中,聚於一點.

## 第十章 攻擊戰法

近世紀來，軍事領袖均公認在戰場中，欲獲得最後之勝利，惟有賴於攻勢作戰，而防禦戰僅能為最後勝利一時之助；軍隊須以攻勢作戰始能將敵之武裝部隊，作決定及完全之殲滅，故於計劃對敵作戰時，宜儘先考慮如何攻擊敵人；局部作戰，雖可由防禦戰以獲勝利，但欲達到最後之勝利，則惟攻勢作戰之一途。

### 目 標

攻勢作戰之目的在殲滅敵方之武裝部隊。指揮官為完成此項目的，應選擇一攻擊之「實質目標」，此種目標，為敵部隊之主力，衝要之地形，交通綫之中心，或其他敵後之重要地區。此項目標，須具下列特性：

1. 此等目標，須於所受任務之限定時間與空間內，可能佔領者，其於限定之時間與空間內，所不能達成者，不可選擇。
2. 此等目標，須於佔領後，確能殲滅敵人於其陣地，或佔領此目標後，威脅敵人迫使撤退。
3. 此目標能導引力量之集中。
4. 目標易於識別。
5. 此目標佔領後，便於計劃將來之行動。

### 計 劃

攻擊目標之奪取，乃指揮官本身及其部屬計劃之基礎，目標選定之後，各部隊當直接協同努力，以求其達成，凡對此目的無益之動作或因素，均須避免；欲求攻勢作戰之完全成功，必須預先審慎計劃，當計劃時，指揮官必須考慮達成此目標之各種重要因素，如地形、敵情、我軍兵力之部署及卓越戰術方式之應用等皆屬之。

### 地 形

地形無論在攻擊或防禦戰皆為最重要之因素，地形可決定兵力之部署，及使用戰術之方式，殆為基本之原則，軍隊之區分及行動之計劃，必須計及適合當前之地形，若其地形為山地，則可能時必須使用有山地戰訓練之部隊，作戰計劃亦須適合於此地形之特殊條件，同樣在其他特殊地形，如森林、沙漠、平原、河川及雪地等，皆極影響作戰之進行。

### 兵力部署

攻勢作戰卓越之戰術運用，其特點乃在能集中兵力，於確保成功達到目標之方向，於此正面之外僅用最低限度必需之兵力，以欺騙敵人及阻止其運用兵力抵禦我之主攻，部隊於攻擊時，區分為二個或二個以上之主要戰術編組：以一組或一組以上為主

12. *iden'tifj* 認識,辨認. 13. *comp'nent* 成分,合成的. 14. *comple'tion* 完全,完就.  
 15. *maneuver (ma.nœ'u.vre)* 出奇制勝,誘使. 16. *ut'most* 最要的,極度的.  
 17. *fundam.ental* 主要的,根本的. 18. *doc'trine* 原則,學說. 19. *scheme* 計劃,策略.  
 20. *moun'tainous* 多山的. 21. *adapt'* 適應,配合. 22. *re'main'der* 其他,餘物.

one or more main or decisive attacks in which the greatest possible offensive power is concentrated to bring about a decision, and one or more secondary or holding attacks whose mission is to render<sup>23</sup> maximum assistance to the main attack.

*Main attack groupings* are designed to secure the objective and to destroy the hostile force. They are characterized<sup>24</sup> by narrow zones of action, by strong support of artillery, tanks, and other supporting weapons, by effective support of combat aviation, and by deep echelonment of reserves. In each tactical grouping, the mass of the available means of combat is concentrated<sup>25</sup> in a main effort and is applied<sup>26</sup> in a decisive direction.

*Secondary attack groupings* are designed to hold the enemy in position, to force him to commit<sup>27</sup> his reserve prematurely<sup>28</sup> and in an indecisive location, and to prevent him from reinforcing the front of the main attack. Such groupings are characterized by lack of depth, reduction<sup>29</sup> of reserves to the minimum, maximum fire power in the attacking echelon, and by wide zones of action for the attack units. They will therefore usually be assigned limited objectives initially.

When it is impracticable<sup>30</sup> to determine initially when or where the main attack should be made, the commander retains his freedom to act by disposing his forces in great depth, by holding out strong reserves, and by maintaining close control of his supporting weapons. Attacking echelons once committed to action lose their immediate availability for employment in the execution of other missions. Deployed and under fire, they can change front only at the risk<sup>31</sup> of incurring<sup>32</sup> heavy losses. The commander can materially<sup>33</sup> influence the course of an action once begun through the employment of reserves, fire support and combat aviation.

#### FORMS OF OFFENSIVE ACTION.

Attack maneuvers are classified as:—

1. Envelopments, and
2. Penetrations.

In an *envelopment*, the main attack is directed against the flank or rear of the initial disposition of the enemy's main forces and toward an objective in rear of his front lines. The envelopment seeks to surround<sup>34</sup> that portion of the enemy's forces in front of the objective and is assisted usually by a secondary attack directed against the enemy's front. A successful envelopment depends largely on the degree of surprise attained and on the ability of the secondary attack to contain<sup>35</sup> the bulk<sup>36</sup> of the enemy force. Surprise is secured by maneuvering to avoid observation by the enemy and by deceiving<sup>37</sup> him. Superior mobility increases the prospect of success. An envelopment avoids attacking on ground chosen by the enemy, and forces him to fight in two or more directions to meet the converging efforts of the attack. An envelopment which strikes<sup>38</sup> the defender's flank or rear so as to avoid any part of his organized front and small-arms fire from that front is preferable. It minimizes losses, handicaps the defender's ability to meet it promptly<sup>39</sup> compels the defender to meet an attack on ground chosen by the attacker, and when successful is more decisive.

A *turning movement* is an enveloping maneuver which passes around the enemy's main forces, striking at some vital point deep in the hostile rear. The force making the maneuver usually operates so far from the secondary attack that the principal tactical groupings are beyond mutual<sup>40</sup> supporting distance; hence each grouping must be strong enough or mobile enough to avoid defeat<sup>41</sup> in detail. Deception<sup>42</sup>, secrecy, and mobility are vital to the successful execution of a turning movement. When the enemy takes up a defensive position, the commander of the attacking forces should consider the possibility of turning the enemy out of his position and forcing him to withdraw and fight on ground more favorable<sup>43</sup> to the attacker.

A *double envelopment* is executed by three principal tactical groups, two enveloping attack forces and a secondary attack force. A simultaneous<sup>44</sup> envelopment of both flanks generally requires considerable superiority<sup>45</sup>. The command seeking to attack by double envelopment must be deployed or capable<sup>46</sup> of deploying on a broad front against an enemy on a much narrower front or with little capability or room for maneuver. The maneuver is executed by fighting a holding

23. *ren'der* 提出, 報答. 24. *chà'racterize* 特性, 賦以特性. 25. *côn'centrate* 集中, 集合.  
 26. *applied* 應用, 實用. 27. *comm'it* 使用, 委託. 28. *prím'atàrely* 過早的, 太早的.  
 29. *réduc'tion* 減低, 壓服. 30. *impràc'ticable* 未能預定, 不能實行的. 31. *risk* 危險, 冒險.  
 32. *incur* 招置, 招致. 33. *mat'er'ial* 實際的, 重要的. 34. *surround* 包圍, 環繞.



攻，集中最大可能之攻擊兵力，以造成其決定性，另以一組或一組以上為助攻，其任務在對主攻方面，提供最大之助力。

主攻羣——乃用以佔領攻擊目標及殲滅敵人之兵力，其特性為活動於狹窄地區，有砲兵、戰車及其他支援武器之強大支援與戰鬥空軍之有效支援，并有縱深配備之預備隊；於各戰術主攻羣中，應集中各種可用之戰鬥手段，發揮最大效能，使用於一有決定性之方面。

助攻羣——係用以牽制敵人於陣地，強迫敵人過早使用其預備隊於非預期之地點，並防止其增援於主攻之正面，此種助攻羣之特點，為缺少縱深，預備隊係減至最少限度，而攻擊部份之火力應極度發揮，且該部隊之活動地區甚為廣闊，故此助攻羣當最初即被指定攻擊一有限之目標。

當最初尙未能決定何時或何處發動主攻時，指揮官應保有行動之自由，將其兵力作縱深之配備，保持強大之預備隊，切近控制其支援武器，因攻擊部隊一旦受命行動，則喪失其急劇變更履行他種任務之能力，在疏開及敵火之下，惟有遭受極重大之損失，方能轉換其正面。指揮官可於開始進行此種行動時，使用預備隊、火力及空中支援等實際之協助。

### 攻勢作戰之方式

攻擊作戰行動之分類：——

1. 包圍
2. 突破

包圍時之主攻方向，為敵人主力最初配置之側面或後方，并向敵前線後方選一攻擊目標，包圍乃企圖包圍一部敵人兵力於目標方面，且通常指定助攻部隊指向敵人之正面，包圍之成功，全視其所能出敵不意之程度，及助攻部隊所能牽制敵人兵力之大小而定，奇襲則全賴避免敵之觀察與欺騙之行動，又高度之機動性，亦可增加成功之希望；包圍須避免攻擊敵人所選定之地區，並應迫使敵人作兩方面或多方面之戰鬥，以遭我効力集中之攻擊，包圍部隊應力求突擊防者之側方或後方，避開其有任何組織之正面及由該方面之輕兵器射擊，阻滯敵人使不能立即抵禦我之攻擊，并迫使敵人於攻者所選擇之地面遭受攻擊，如此則我之損失減少，成功可期。

迂迴運動，為繞過敵人主力之包圍行動，以深入敵人後方襲擊其要點，此種部隊之活動區域，通常距助攻甚遠，不能與主要戰術羣取得相互之支援，故各羣均須具有充分之兵力及機動性，免遭各個擊破。欺騙、祕密及迅速，為迂迴運動成功之要訣，當敵人佔領防禦陣地時，攻擊部隊之指揮官，應考慮儘可能迂迴敵人，使其離開原有陣地，壓迫其撤退並在與攻者更有利之地區作戰。

兩翼包圍，乃由三個主要戰術羣實施，兩個包圍攻擊部隊及一助攻部隊；同時實施兩翼包圍，通常需有相當之優勢；部隊如欲行兩翼包圍攻擊時，必須展開或儘量展開於大正面，以攻擊敵之窄狹正面或活動不靈行動不便之正面；此種作戰方式乃於中

35. contain' 牽制, 包含. 36. bulk 大小, 體積. 37. deceive' 欺騙, 誘惑.  
 38. strike 突擊, 刺入. 39. promptly 迅速的, 敏捷的. 40. mutual 相互的, 共同的.  
 41. defeat' 擊破, 打敗. 42. decep'tion 欺騙, 受騙. 43. fav'orable 有利的, 有望的.  
 44. simultan'eous 同時發生的. 45. super'iority 優勢, 較高的. 46. cap'able 儘可能, 可能的.

battle with the center while enveloping forces strike on both hostile flanks (Figure 1.) When conditions favor it, this form of maneuver should be used because of the decisive result it promises.

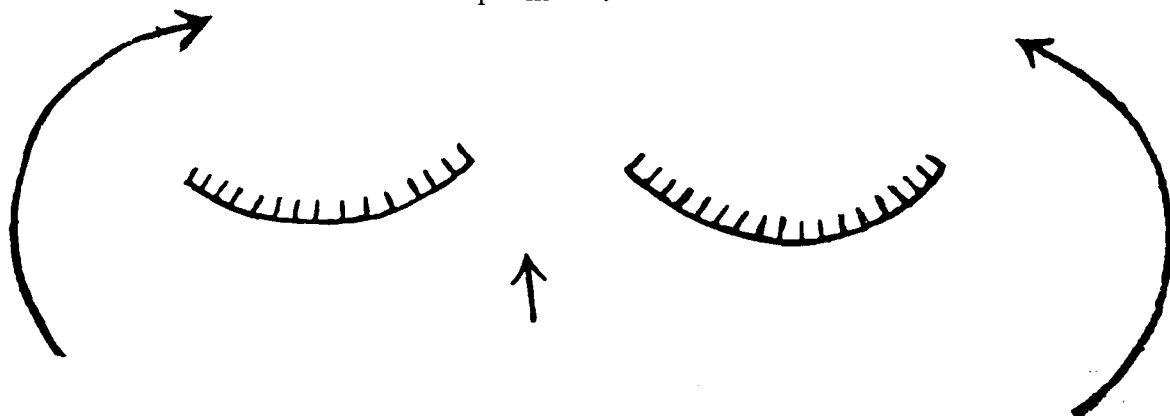


FIG. 1.—DOUBLE ENVELOPMENT.

An *envelopment of one flank* is executed by two principal tactical groups, the main or enveloping attack force and the secondary attack force (Figure 2). After an initial envelopment of one flank, favorable conditions for passing to a double envelopment through the use of reserves or cavalry may be created<sup>47</sup> when the success of our troops has placed the enemy in a disadvantageous<sup>48</sup> situation.

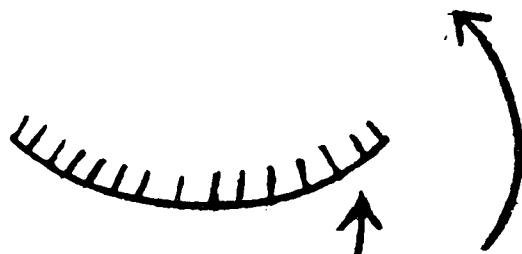


FIG. 2.—ENVELOPMENT OF ONE FLANK.

In a *penetration*, the main attack passes through some portion of the area occupied by the enemy's main forces and is directed on an objective in his rear. It is characterized by the complete rupture<sup>49</sup> of the enemy's dispositions, the seizure<sup>50</sup> of the objective by operations through the gap<sup>51</sup>, and the envelopment of one or both flanks created by the breakthrough<sup>52</sup> (Figure 3). The essential conditions for success are:—

1. Surprise.
2. Sufficient fire power to neutralize<sup>53</sup> the front of penetration.
3. Favorable terrain within the hostile position for the advance of the attacking troops.
4. Strength to carry the attack through to its objective.

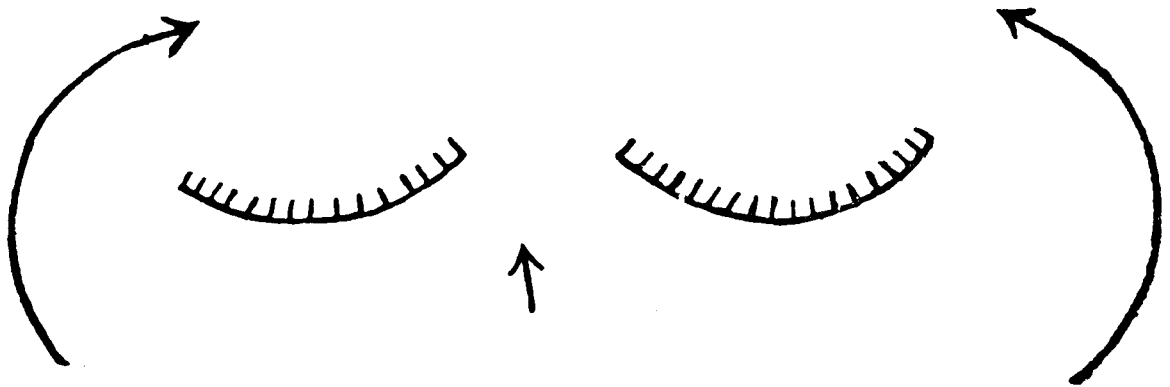
When the situation does not favor an envelopment, the main attack is directed to penetrate the hostile front. Conditions which *demand*<sup>54</sup> a penetration are the enemy's flanks being unassailable<sup>55</sup> and the lack of time to make an enveloping maneuver. Conditions which *favor* a penetration are over-extension<sup>56</sup> of the enemy, and terrain and observation favorable for more effective co-operation of the combined arms. Such an attack often can be organized more quickly than can an envelopment.

In the penetration of a defensive position, the main attack is launched<sup>57</sup> on a front wider than that of the contemplated breakthrough in order to hold the enemy in place on the flanks of the penetration. The attack on the remainder of the hostile front is designed to contain the enemy and prevent him from moving his reserves.

The amount of artillery, mechanized units, and supporting combat aviation available largely determines the width<sup>58</sup> of the front of penetration. The wider the front of penetration, the deeper can it be driven and the more difficult will it be for the enemy to close the gap. The deeper the penetration, the more effective will be the action of mobile reserves in seizing<sup>59</sup> the objective and rolling up the hostile flanks.

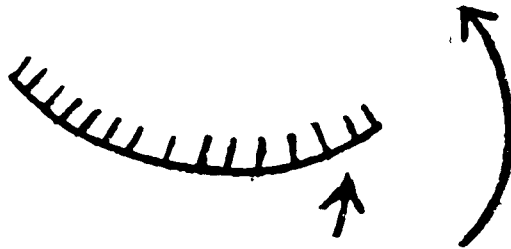
47. *create'* 發動, 創造. 48. *désadvantâ'geous* 不利的, 不便的.  
 49. *rupture* 突破, 破裂. 50. *seizure* 瓦解, 破裂. 51. *gap* 間隙, 破綻.  
 52. *breakthrough* 突入, 破除障礙. 53. *neutralize* 制壓, 使抵消.

央牽制敵人，同時以包圍部隊攻擊敵之兩側（如圖一）。如情況許可，此種作戰方式，極宜採用，因其確能收決定之效果。



圖一 —— 兩翼包圍

一翼包圍，係以二主要戰術羣實施之，即任主攻或包圍之部隊與助攻之部隊（如圖二）；如最初由一側翼實施包圍，我軍獲得成功，而將敵人置於不利之境地時，則可以使用預備隊或騎兵進而發動兩翼之包圍。



圖二 • —— 一翼包圍

突破作戰時，係以主攻穿過敵人主力佔領之一部地區，指向目標於敵之後方，其特點為完全瓦解敵之配備，穿越間隙而佔領其目標，及突破後形成一翼包圍或兩翼包圍（圖三）。其成功之主要條件如下：

- (1) 出敵不意
- (2) 有能制壓突破點之熾盛火力。
- (3) 敵陣地內之地形，便於攻擊部隊之前進。
- (4) 到達目標後，仍有續行攻擊之力量。

當情況不適於包圍時，主攻可向敵陣地突破，此種情況係於不能猛攻敵人之側翼及無暇實施包圍行動時，則需使用突破，若敵人正面過度延伸及地形與觀測適於各種武器集中有效火力時，則對於突破甚為有利；此等攻擊之形成，常較包圍攻擊遠為迅速。

對於防禦陣地之突破，主攻部隊係注其全力於較預期突破點較大之正面上，阻止敵在其突破之翼側形成陣地；至於對敵陣地之其他方面，則應使用預備隊以抑留或阻止敵人。

突破正面之寬度，全視可用之砲兵、機械化部隊、支援戰鬥空軍之數量而決定。突破之正面愈寬，能突入之程度愈深，則敵人欲封閉此缺口亦愈困難，突破愈深，則機動使用之預備隊，對於目標之攻取及席捲敵人側翼之作戰，愈能發揮較大之效果。

54. *démand'* 需要, 要求. 55. *unassailable* 不可猛攻的.  
 56. *over-extension* 過於延伸, 過於擴張. 57. *launch* 傾注, 發出.  
 58. *width* 寬度, 闊度. 59. *seize* 佔有, 奪取.

The greatest distribution in depth is placed opposite the prospective front of penetration. The distribution of troops provides for three separate impulses<sup>60</sup>: a break through the hostile position, a widening<sup>61</sup> of the gap thus created by enveloping one or both interior<sup>62</sup> hostile flanks, and the seizure of the objective and exploitation<sup>63</sup> of the success.

The sequence<sup>64</sup> of these impulses depends on the situation. In some situations it is practicable through the existence of weaknesses or gaps in the enemy's front for mobile troops (armored, motorized, or cavalry units) to break through and to proceed straight to the objective, while operations of local envelopment and exploitation are performed by less mobile troops. In other situations troops must break through, the more mobile troops being held initially in reserve and used later to operate through the gap created by the foot troops.

The *mission* of the attacking echelon of troops in a penetration is to break through the enemy's disposition<sup>65</sup> so that he will be unable to reconstitute<sup>66</sup> his front on a rearward line. Until the mission has been accomplished, the attacking troops do not divert<sup>67</sup> strength to the attack of the flanks of the gap. Hostile counterattacks<sup>68</sup> against the flanks of the penetration are met by reserves, by the fire of the artillery, and by combat aviation.

In large commands, a penetration often is initiated by launching simultaneously two or more powerful attacks against weak localities on the hostile front. This is known as a *multiple*<sup>69</sup> penetration. The doctrines applicable to a single penetration govern the organization and conduct of the multiple penetration (Figure 3a).

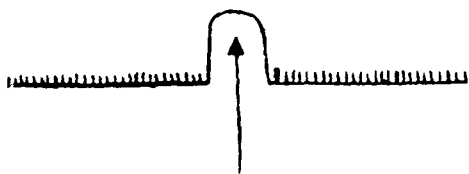


FIG. 3.—PENETRATION.

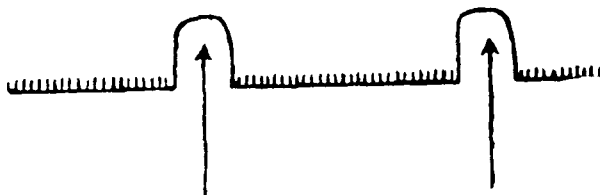


FIG. 3a.—MULTIPLE PENETRATION.

### FRONTAGES<sup>70</sup> AND DEPTHS.

The *frontage* assigned to any unit in an attack varies with the mobility, type of armament, mission and combat power of the unit, the terrain, the amount of fire support available, and the probable hostile resistance. As a general guide<sup>71</sup>, an infantry battalion at full strength in a main attack seldom<sup>72</sup> is assigned a frontage of less than 300 meters or more than 70 meters measured on the front of the hostile position.

Units are distributed in depth to provide flexibility of maneuver, continuity in the attack, and security. For infantry units depth of formation for combat rather than a wide extension of front is necessary in the initial deployment. The progress of battle will call for maneuvers that cannot be clearly foreseen<sup>73</sup>. This condition can be met only by initial distribution in depth.

### RESERVES.

The initial strength and location of the reserve will vary with its contemplated missions, the type of maneuver, possible hostile reaction<sup>74</sup>, and clarity<sup>75</sup> of the situation. After the attack is launched the reserve and the fires of supporting arms are the principal means available to the commander for shaping the course of action and for enforcing a favorable decision<sup>76</sup>.

The *primary mission* of the reserve is to enter the action offensively at the proper time and place to clinch<sup>77</sup> the victory. In a penetration the reserve is generally in rear of the main attack prepared to exploit the breakthrough by enveloping one or both of the flanks created and by operating deep in the hostile rear. In an envelopment the reserve is usually disposed towards the flank enveloped, prepared to extend the envelopment or to exploit a successful enveloping action by operating against the hostile rear. When open flanks exist or when there is danger of a hostile threat some reserves are disposed to meet dangerous contingencies.


60. *im'pulse* 推進, 推動. 61. *wid'en* 寬大, 廣延. 62. *inter'ior* 內部, 在內的.  
 63. *expl'itation* 擴張, 開拓. 64. *sequence* 結果, 順序. 65. *disposition* 陣地, 處置.  
 66. *recon'stitute* 重建, 再造. 67. *divert'* 轉變, 使轉向. 68. *count'attack* 反攻, 反擊.

對預期突破之正面，應配備一強大縱深之部隊，此項縱深配備之部隊，區分為三波推進：一任敵人陣地之突破；二任向敵人陣地內側之一翼或兩翼席捲，以擴大突破口之正面；三任目標之佔領及戰果之擴張。

此種推進之順序，全依情況而定。在某種情況之下，可乘敵陣地當前暴露之弱點及空隙，以我機動部隊(裝甲化摩托化或騎兵部隊)實行突破，且直進逕取目標，同時以機動性較差之部隊，實施局部之包圍或擴大戰果；在其他情況之下，機動性大之部隊最初應控制為預備隊，俟步兵部隊突破完成後，再穿越步兵佔領之缺口以行活動。

突破時，担任突擊部份部隊之任務，在突破敵之陣地使其不能在其後方再構成陣地，在此任務未完成之前，不能轉用其兵力以抵禦突破口側面之攻擊；此時敵向突破口側面之反攻，須以預備隊、砲兵火力、戰鬥空軍等阻止之。

通常指揮部隊實施突破時，係於最初同時發動兩個或多個之有力部隊向敵陣地之弱點攻擊，此謂之「多點突破」，關於指導多點突破之編組與實施，可適用一點突破之原理。(圖三甲)



圖三． 一點突破

圖三甲． 多點突破

### 正面與縱深

各部隊攻擊正面之劃定，係依部隊之機動性、裝備情形、任務、部隊戰鬥力、地形、支援火力之數量及敵可能之抵抗力而定，依一般之規定，一編制充足之步兵營，在主攻方面，其攻擊正面少有小於三百公尺或超過七百公尺。

縱深配備之部隊，便於運動，易於增援，且可担任警戒，在戰鬥展開初期，步兵部隊之縱深配備，較正面之伸展更屬需要，隨戰鬥之進展，有需作難以確實預料之運動，故必須於事先縱深配備，始可應付。

### 預備隊

預備隊之最初兵力和位置，全依預期賦與之任務，運動之方式，敵人可能抵抗力及情況明晰之程度而異，當攻擊開始以後，預備隊及支援武器之火力，為指揮官決定行動及堅決執行決心之主要工具。

預備隊之主要任務，係在適當之時機及地點主動的加入戰鬥以爭取勝利；在突破戰中，預備隊之位置，通常在主攻之後方，以便包圍其已突破之一翼或兩翼，或深入敵後活動；在包圍戰中，通常以預備隊加入行包圍之一翼，預備擴大包圍，或在敵後活動以擴張包圍之成果；當側翼暴露或有受敵人威脅之虞時，預備隊亦可用以應付意外之襲擊。

69. *multiple* 多元的, 多重的. 70. *frontage* 正面, 廣袤. 71. *guide* 規定, 指導  
72. *scarcity* 少有, 稀罕. 73. *foreseen* 先見, 預知. 74. *resistance* 抵抗力, 反動.  
75. *clarity* 明白, 明晰. 76. *decision* 決心, 決斷. 77. *clinch (clench)* 爭取, 緊握.

## CO-ORDINATION.

The commander is responsible for co-ordination of the action of all elements of his command. This co-ordination may be effected in several ways:

1. From a march formation the commander assigns march objectives, assembly positions, and routes or zones of advance thereto<sup>78</sup>.
2. He assigns zones of action and direction of attack or an objective.
3. He assigns missions to the infantry units and to all supporting arms.
4. He designates a line of departure<sup>79</sup> from which the attacking troops are launched at the prescribed hour. The purpose of the line of departure is to co-ordinate the advance of the attack echelon so that its elements will strike the enemy in the order and at the time desired. This line should be recognized easily on the ground and should be approximately perpendicular<sup>80</sup> to the direction of the attack.
5. He designates the time of attack. This is the hour at which the attack is to be launched. If a line of departure is prescribed, it is the hour at which the line is to be crossed by the leading elements of the attack. It is determined by the time required for commanders to make the necessary reconnaissance, prepare plans, and issue orders; for the co-operating arms to co-ordinate their plans; and for the attack echelon to organize its attack and move to position. The time allotted must also include the time necessary to complete all administrative plans and orders.
6. Co-ordination is also attained through unity<sup>81</sup> of effort. The commander must endeavor<sup>82</sup> to prevent the attack from breaking up into a series of un-coordinated combats. This unity of effort is promoted<sup>83</sup> by assigning to subordinate units, objectives which insure mutual support, and, by prescribing where and in what direction subordinate units are to make their main effort. Further co-ordination is gained by close co-operation with all supporting arms, especially artillery units and combat aviation.
7. And finally, co-ordination is assured by command staff visits to subordinates to see that orders are understood and are being carried out. This may be termed co-ordination through supervision.

## SECURITY.

Success or failure of an offensive is dependent in a large measure upon the action taken to protect the command from hostile reaction. Open flanks are highly vulnerable. The best security is to keep the enemy so heavily involved that he has no time or means available to endanger<sup>84</sup> the success of the attack. Security of attack forces is assured by:—

1. A timely search for information in all directions from which a hostile threat may come.
2. The proper disposition of security forces of ample<sup>85</sup> mobility and combat power. This includes precautions to meet hostile mechanized and air threats.
3. The prompt dispatch<sup>86</sup> of accurate<sup>87</sup> information and orders to security forces. This is particularly true in security against hostile forces of great mobility such as air, tank, motorized, and cavalry units.

The principles stated herein are general doctrines which are applicable to all types of offensive combat. To meet special types of operations, such as unusual terrain or specialized missions (*i.e.*, amphibious<sup>88</sup>, attack of fortified positions) the commander will usually be required to distribute his forces and plan his scheme of maneuver in accordance with such a situation. But this will only necessitate the application of these general principles of offensive warfare to the particular situation, and will not require a changing of such doctrines, or the adopting of new ones.

It should be re-emphasized that wars are only won by offensive action. Whenever and wherever practicable, attack! attack! and attack again!! It is only through offensive warfare that a commander gains complete freedom of action. It is only then that he is in position to select both the terrain on which he will engage the enemy, and the time when such action will occur<sup>89</sup>.

78. *thereto'* 行進, 向其處. 79. *départ'ure* 開始, 出發. 80. *perpend'icular* 垂直的.  
81. *un'ity* 和諧. 82. *énder'or* 竭力, 奮勉. 83. *promote'* 促進, 發起.

## 協同作戰

指揮官必須負責使其指揮下之各兵種協同作戰，此種協同，其有效之方法有下列數種：

- 一、在行軍狀態時，指揮官指定行軍到達點，行軍集結地，與行進之道路或地區。
- 二、指揮官區分各部隊之作戰區域與攻擊方向或攻擊到達點。
- 三、指揮官賦與步兵各部隊及各支援部隊之作戰任務。
- 四、指揮官指定攻擊出發綫，使各攻擊部隊在規定時間由該綫開始攻擊，攻擊出發綫之目的，在協調各攻擊部隊之前進，着重於在所望之時間予敵以打擊，攻擊出發綫，必須在地形上容易識別，且須與攻擊方向略成垂直。
- 五、指揮官指定攻擊之時間，攻擊即在此指定之時間開始，如同時指定攻擊出發綫，則為攻擊部隊之先頭越過該綫之時間；攻擊時間之決定，應依指揮官必要之偵察，準備各項計劃，下達命令，與計劃支援武器之協同作戰，暨第一綫攻擊部隊佔領陣地及部署攻擊所需之時間決定之；指定之攻擊時間，並須包括完成後勤計劃及命令所要之時間。
- 六、協同亦可由作戰之和諧而獲得，指揮官必須極力避免不協同之支離斷續之攻擊戰鬥，作戰欲力量集中，可指定所屬部隊確能互相支援之攻擊目標，並指示其主要努力之方向及地區以增進之，更有賴於各種支援武器，尤其與砲兵及空軍之緊密協同。
- 七、最後為指揮官及參謀者，需常巡視其所屬部隊，以視察其命令是否了解與實行。此種方式，可謂寓協同於監督之中。

## 警 戒

攻擊之成功與失敗，主係視其掩護所屬部隊對敵之反擊所採取之處置而定。無依托之側翼，最易受敵攻破，警戒之最好方法，為使敵人極端受我之鉗制，而不令其有餘裕時間及方法妨害我攻擊之成功；攻擊部隊之警戒應注意下列各項：

- 一、向敵人可能向我威脅之各方向，隨時蒐集消息。
- 二、使有強大戰鬥力及充分運動性所組成之警戒部隊，佔領適當之陣地，該警戒部隊，並能預防敵機械化部隊及空軍之威脅。
- 三、以最迅速之方法，傳遞命令及正確之消息與警戒部隊，對敵人有充分運動性之部隊，如空軍、戰車、摩托化及騎兵部隊施行警戒時，尤應如是。

以上所述之原則係一般要領，可適用於各種攻擊戰鬥，當遇特殊戰鬥，特殊地形，或特殊任務時（如水陸協同作戰，攻擊堡壘陣地等），指揮官必須依照當時情況以部署部隊及計劃作戰行動，然此僅需要活用攻擊戰法之一般原則，以適應實際狀況，而毋須變更此項原則或採用其他新原則也。

吾人於此須重申攻擊之重要，即一切戰爭欲獲得勝利，惟有採取攻擊，作戰時，在可能情形下，隨時隨地均須謹記「攻擊！攻擊！再攻擊！」，指揮官僅於攻擊中，方能獲得完全之「行動自由」，如此方能主動選擇所欲與敵作戰之地形及與敵作戰之時間。

84. *endanger* 妨害, 使危險. 85. *ample* 充分的, 充足的. 86. *dispatch* 傳送, 派往.  
87. *accurate* 準確的. 88. *amphibious* 水陸兩用的, 兩棲的. 89. *occur* 遭逢, 遇於.

## COMMAND AND GENERAL STAFF SCHOOL

**Factors Involved in Development for Attack**

1. Mission, Offensive? Does time set for its accomplishment demand early attack, or permit reasonable delay?
  1. If mission demands early attack, develop close up behind zone of attack; if not, develop farther back.
2. Decision. To attack.
  - a. Axis of whole force.
    2.
      - a. If time permits, develop command with respect to axis of whole force so as best to further deception and surprise; if time does not permit, develop behind zones of attack.
      - b. Assembly positions must be suitably disposed with respect to objective and plan of maneuver of whole force; assembly positions of main and secondary attack forces likewise disposed with respect to their objectives and plans of maneuver.
      - c. If attack is to be launched same day of contact, develop close up; if night intervenes<sup>1</sup>, develop farther back during day of contact.
  - b. Plan of maneuver:
    - (1) Objective and direction, main attack.
    - (2) Objective and direction, secondary attack(s).
  - c. Time of attack:
    - (1) Is main attack launched same day of contact?
    - (2) Is main attack launched day following contact or later?
3. Time of Day.
  - a. Is development accomplished in daylight?
  - b. Is development accomplished in darkness?
  3. If development is to be accomplished in daylight, with good enemy observation, develop farther back; if at night, or if enemy lacks good observation, close up.
4. Hostile Dispositions and Reaction.
  - a. Is enemy attacking or preparing to attack?
  - b. Is enemy defending, or taking up defensive position?
  - c. Is enemy employing delaying tactics or has he been employing them?
  4.
    - a. If enemy attitude<sup>2</sup> is offensive, develop well back.
    - b. If enemy attitude is defensive, develop close up.
    - c. If enemy is employing delaying tactics, develop rapidly and close up, and well to the flanks if situation permits.
5. Own Knowledge of Enemy Situation.
  - a. Is situation obscure<sup>3</sup>?
  - b. Is Information reasonably complete?
  5.
    - a. If information is meagers<sup>4</sup>, situation obscure, develop well back.
    - b. If information is reasonably complete, develop close up.
6. Enemy Capabilities.
  - a. Limited, or does he have several?
  - b. Range and number of enemy guns.
  6.
    - a. When enemy capabilities are numerous, develop so as to provide definitely for the most dangerous one; intensify<sup>5</sup> reconnaissance.
    - b. If range and number of enemy guns are limited, develop close up. The greater the range and larger the number, the



攻學展開中之各因素

- |   |  |
|---|--|
| <p>1. 任務：攻擊？時間是否足夠允許及早攻擊，或為有理由之遲延？</p> <p>2. 決心：實施攻擊。</p> <p>a. 整個兵力之軸心。</p> <p>b. 運動計劃：<br/>(1) 攻擊目標與方向，主攻。<br/>(3) 攻擊目標與方向，助攻。</p> <p>c. 攻擊時間：<br/>(1) 主攻是否於與敵接觸之日即行開始？<br/>(2) 主攻是否在與敵接觸後一日或更晚再開始？</p> <p>3. 攻擊日之時間：<br/>a. 展開是否在晝間完成？<br/>b. 展開是否在夜間完成？</p> <p>4. 敵之部署及反應：<br/>a. 敵人是否正在攻擊中或在準備攻擊？<br/>b. 敵人是否在進行防禦或已構築防禦陣地？<br/>c. 敵人是否正在實行逐次抵抗或已經實施？</p> <p>5. 對於敵人情況之明瞭：<br/>a. 情況是否不明？<br/>b. 所有消息是否確證完整？</p> <p>6. 敵人之可能行動：<br/>a. 有限度，或將有數種行動？<br/>b. 敵人砲兵之射程及數量？</p> | <p>1. 如任務須及早攻擊，則部隊應接近攻擊地區以行展開否則應稍遠離。</p> <p>2.</p> <p>a. 如時間許可，部隊應沿整個部隊之軸綫展開，以便佯攻或奇襲，否則應在攻擊地區之後。</p> <p>b. 集合地應適合整個部隊指向攻擊目標之部署及作戰計劃，同時集合地亦應適合主攻與助攻指向目標與行動之計劃。</p> <p>c. 設攻擊於與敵接觸之日同時開始，則部隊應接近，若為夜間，則在接觸之日應稍向後遠離展開。</p> <p>3. 如展開在晝間完成而有利於敵人觀測時，應稍遠離，如在夜間或敵人觀測不良時，則應接近。</p> <p>4.</p> <p>a. 如敵人有攻擊模樣應稍後展開。</p> <p>b. 如敵人取防禦態勢，則應接近。</p> <p>c. 如敵人實行逐次抵抗，則應迅速而接近展開，情況許可時，應向其側翼接近。</p> <p>5.</p> <p>a. 如消息缺乏，情況不明，應稍後展開。</p> <p>b. 如消息確證完全，應接近展開。</p> <p>6.</p> <p>a. 如敵之可能行動甚多時，則展開應確防止其危害最大者，同時須行強有力之偵察。</p> <p>b. 如敵方砲兵射程及數目有限，則可接近展開，如敵砲射程甚遠，</p> |
|---|--|

- c. Observation facilities available to enemy.
7. Size and Mobility of Own Force.  
a. Is force relatively small or large? It is fast moving?
8. Own Present Dispositions and Desired Disposition in Assembly Positions.  
a. Location of assembly positions with respect to axis of advance.  
b. Location of covering forces with respect to assembly positions; are the assembly positions desired now in our *secure* possession, or must they be secured?  
c. Is command to be disposed for a penetration?  
d. Is command to be disposed for an envelopment?  
e. Present location and desired disposition of troops for main and secondary attack.  
f. Present location and desired disposition of troops for reserve.  
(1) To extend an envelopment.  
(2) To extend a penetration.  
(3) To exploit a success of main or secondary attack.
9. Desire for Secrecy.  
a. Can surprise be secured by:  
(1) Night movement?  
(2) By motor movement?  
(3) Marching by concealed routes?  
b. Must surprise be secured entirely by speed, weight, direction and violence<sup>7</sup> of main attack, assisted by deception?
10. Terrain.  
a. Concealment from ground and air, defilade from ground ob-
- farther back must the development be completed.
- c. The better the enemy observation facilities, the farther back must the development be completed.
7. The greater the size of the force, the farther back the development; the *less mobile*, the closer up.
8.  
a. See 2 a and b.  
b. Assembly must be *secure* before occupation; if not already in our possession, steps must be taken to seize and protect them before occupation.  
c. For penetration, develop in great depth behind front of main attack.  
d. For envelopment, develop in depth with echelonment to the outside flank of the main attack.  
e. Assembly positions disposed to facilitate rapid movement of Atk troops to LD. Sufficiently large to prevent bunching<sup>6</sup>.  
f. Assembly positions of reserves must be located with respect to probable future employment. If situation is obscure and future course of action relatively uncertain, develop centrally and well back.
9.  
a. When surprise can be secured by night and or motor movements, develop well back; if surprise can only be secured by marching by concealed routes develop with respect to the concealed routes.  
b. If surprise can be secured only through the weight, speed, direction, and violence of main attack, do not waste time; maneuver the mass into close-up assembly positions as rapidly as possible, utilizing<sup>8</sup> available covered routes and all possible deception.
10.  
a. The better the concealment from ground and air, and the

6. bunch 擁塞. 7. violence 猛烈, 强暴. 8. utilize 利用.

- c. 於敵有利之觀測實施。
7. 我方部隊之大小及機動性。
- a. 我方部隊比較爲大或小，運動是否迅速？
8. 我方部隊現在之部署，與準備在集合地所施行之部署：
- a. 集合位置與前進軸綫之關係？
- b. 掩護部隊位置與集合位置之關係，我方集合位置現在是否可期其安全或必需部署警戒。
- c. 部隊是否應作突破之部署？
- d. 是否應作包圍之部署？
- e. 以部隊現在或將來之位置，部署主攻或助攻。
- f. 以現在或將來之位置，部署預備隊之使用。
- (1) 作包圍之延展。
- (2) 作突破之擴大。
- (3) 作主攻與助攻之戰果擴張。
9. 機密之需要：
- a. 能否以下列祕密方法實行奇襲。
- (1) 夜間運動？
- (2) 汽車運輸？
- (3) 由隱蔽之路綫前進？
- b. 奇襲是否確能形成迅速、有力、集中而猛烈之主攻，是否須行伴動輔助之？
10. 地形：
- a. 對空中及地上，尤以對地面之觀測是否掩蔽，對敵人砲火是否掩
- 數量甚多，則展開應在遠距離外完成之。
- c. 敵之觀測設施愈良好，則完成展旌亦愈遠離。
7. 我方部隊愈大，展旌愈應遠離，機動性愈小，愈應接近。
- 8.
- a. 參閱(2)項a與b兩條。
- b. 集合位置在佔領以前必須警戒，如尙未控制該地，則在佔領前應確實佔領並掩護之。
- c. 如行突破，則應在主攻正面之後，行大縱深之展開。
- d. 如行包圍，亦應以梯隊置於主攻之外翼，行縱深展開。
- e. 集合地應便於攻擊部隊，迅速運動至攻擊出發線，區域應較大，以防擁塞。
- f. 預備隊之集合地，應注意便於未來之應用，設情況不明而未來動作不甚確定時，則展開應集中而遠離敵人。
- 9.
- a. 如奇襲可在夜間或以汽車運輸實施時，則展開可稍後，如奇襲僅能於掩蔽道路行軍始能實施時，則展旌應接近該隱蔽之道路。
- b. 如奇襲定須有迅速、有力、集中而猛烈之主攻始得成功，則不必浪費時間，應儘可能迅速將主力密集移入集結地區，並儘量利用隱蔽路綫及一切可能之伴動。
- 10.
- a. 對地面及空中之遮蔽及對敵人砲火及觀察之掩蔽愈佳，則展旌亦

servation? from effective hostile artillery fire.

- b. Obstacles; favoring or limiting security of assembly positions and subsequent maneuver; favoring or limiting enemy capabilities?
- c. Approaches to assembly positions from rear; to vital objective(s) from assembly positions. Road net; favor or restrict supply, command and communication, and movement into and out of assembly positions?

#### 11 Weather and Visibility.

- a. Clear, favoring enemy observation? Foggy; overcast; restricting enemy observation?
- b. Rainy; muddy roads, restricting mobility, especially of motors? Snow; restricting mobility, especially of motors, or furnishing excellent background and contrast for enemy observation?
- c. Extremely<sup>9</sup> hot? Freezing? Limiting physical capabilities of troops?

better the defilade from hostile observation and fire, the closer up the development.

- b. Obstacles must not hinder movement into and out of assembly positions. If obstacles favor security, develop close up; if they favor enemy capabilities, intensify reconnaissance.
- c. Assembly positions should have good approaches and road net, in and out; terrain corridors leading directly from assembly positions to the vital and secondary objectives are desirable.

#### 11.

- a. If visibility favors enemy, develop farther back. If not, develop closer up.
- b. If weather restricts mobility, develop close up.
- c. When weather restricts the physical capabilities of the troops, stay on roads as long as possible; sacrifice<sup>10</sup> such time as may be necessary and as mission will permit, in order to get the troops into battle positions with as much secrecy and in as good condition for battle as possible.

---

9. *extreme*'ly 最甚, 極端. *sac*'rifice 犧牲.

蔽？

1. 障礙物：對我方集合地之警戒與繼續運動有利或無利，對敵之可能行動影響如何？
    - a. 由後方到集合地及由集合地至主要攻擊目標之進路，道路網對於補給、指揮與交通及集合地之進出運動有利或遭受限制？
  11. 氣候與視度
    - a. 晴朗，是否利於敵人觀察？霧，陰暗，是否不利於敵人觀察？
    - b. 雨，泥路，不利於機動，尤其是摩托車輛；雪，不利於機動，尤其是摩托車輛，是否此適將為我方作一明顯之比較與襯托背景，以便敵人之觀察？
    - c. 酷暑、嚴寒，是否限制部隊體力方面之活動？
- 愈應接近敵人。
- b. 障礙物應不妨害集結地之進出，如障礙物有利於警戒，則展開可接近，設障礙物有利於敵人之行動，則應注意偵察。
  - c. 集結地應有良好之進路及道路網，以便出入，並需尋求由集結位置直達主要及次要攻擊目標之直走廊地形。
11.
    - a. 設視界利於敵人，展開應在較後，反之則應較接近。
    - b. 如氣候限制機動，則展開應較接近。
    - c. 如氣候限制部隊體力上之活動，則我方應盡可能行動於道路上，如任務之許可而必要時，應不惜時間，俾部隊能儘可能保持機密及在有利之戰鬥條件下，進入戰鬥地區。

## 第十一章 防禦戰法

### 導 論

近代戰爭，軍隊裝備之火力與運動性均日益加強，部隊本身已屬機械化或摩托化，并以空軍空運或空降，故機動之神速，與火力之強大，迥異往昔，此次大戰初期，德軍即充分發揮此種部隊之特質，實行其所謂閃擊戰(Blitz Krieg)，顧名思義，「閃」即形容其機動性之迅速，「擊」即謂其有雷霆萬鈞之力量，故戰端既啓，德軍所向披靡。無堅不克，法國所引以自負之馬其諾防線，曾未能稍顯防禦之效果；此種情形，日軍發動太平洋戰爭時，亦復如是，即英國經營數十年之新加坡要塞，仍不免於短期內陷落；其後盟軍反攻，復以其人之道還諸其人，視彼德軍之慄悍善鬥，日軍之愍不畏死，亦無一能固守不拔之據點，此種事實，使吾人對前此僅憑地形與工事之優勢，達成防禦目的之觀念，亟宜加以修正。

根據上述之研究，可知現代作戰，欲達成防禦之目的，須有極優越之火力與機動兵力，前者如麥克阿瑟之固守巴丹，賴火力熾盛稍能持久，後者如蘇聯死守史太林格勒，賴機動兵團強大，足能以其為反攻之基點，可資明證，又防禦之方式，一般係四週防禦，與往昔構成陣地線或陣地帶者不同，因現代部隊機動性大，極易由側翼或背後包圍攻擊，非僅鞏固正面之防禦所能奏功，

其防禦陣地之編成，仍區分為警戒陣地、主陣地、與預備隊諸線，其配備要領，係使敵愈接近主陣地，則抵抗力愈增加，一如彈簧之壓縮然，又關於陣地配備之接合部，如我國作戰綱要第二部第九條所云：「各部隊間，尤其是鄰接兵團的接合部，往往形成弱點，故關於戰鬥地域之劃定，相互協同之方法，步砲兵火力之配置等，務使之適切，以除此弱點」。原則雖如此指示，但尚無具體之法則，美軍於此，即有所謂協定點(Limited Point)，使兩鄰接部隊之火力及兵力部署，均限在此點協同，并於圖上或現地標示之，此殊足供吾人之採擇。

## CHAPTER XI.

## DEFENSIVE OPERATIONS.

The doctrine of defense contemplates the organization of a battle position to be held at all costs. It is composed of mutually supporting vital terrain features organized in great depth and for all-around defense. In addition, in front of the battle position, covering forces will be used to delay and disorganize the advance of the enemy and to deceive him as to the true location of the battle position.

## OBJECTIVE.

The general object of defensive combat is to gain time pending<sup>1</sup> the development of more favorable conditions for undertaking the offensive, or to economize<sup>2</sup> forces on one front for the purpose of concentrating superior forces for a decision elsewhere.

Under the first of these objects, a commander may assume<sup>3</sup> the defensive pending the arrival of reinforcements, or he may be thrown<sup>4</sup> on the defensive by the inferiority<sup>5</sup> in numbers, disposition, or training. He may take up a defensive position and invite<sup>6</sup> attack as part of a deliberate<sup>7</sup> plan to win the battle by a counter-offensive. Under the second object, the defensive is usually expressed in the mission received from higher authority. This mission may be to hold a vital area pending completion of the maneuver of other forces to protect a flank, or to contain an enemy force while an offensive is being conducted on another part of the front or in another theater.

## SELECTION OF POSITION.

The mission, the situation, and the terrain limit the choice of localities where the defense may be offered. Commanders of large units usually determine the general location of the battle position from the map.

The position on which battle is offered must conform<sup>8</sup> to the object of the defense and should facilitate future maneuver without jeopardizing<sup>9</sup> the success of the defense. It must force the enemy to a direct attack or a time-consuming<sup>10</sup> maneuver. *A position that can be readily avoided has no defensive value.*

Reconnaissance in the selection of the position is as detailed as the situation permits<sup>11</sup>. It includes a study of the principal routes of hostile approach, terrain available for hostile observation, and the corridors most advantageous to the hostile attack. A study of the terrain in which the enemy must carry out his attack will give valuable indications of his possible assembly positions, the location of his artillery, the terrain favorable for attack by his mechanized forces, and the area most advantageous for his main attack. The reconnaissance should also include information for selection of the terrain on which to defend and the best method of distribution of troops on such terrain. Even after selection of the position, reconnaissance and observation of the enemy must be continuous.

## TERRAIN.

The character of the terrain exercises a decisive influence on the selection of the position. It is a fundamental doctrine that the distribution of troops and organization of all supporting fires is dictated<sup>12</sup> by the character of the terrain. The important factors to consider in selection of terrain for defensive operations are observation, good fields of fire, concealment from hostile observation, presence of natural obstacles, and good routes of communication.

Ridges<sup>13</sup> and valleys generally parallel to the front of advance (cross compartments) constitute obstacles to enemy attack and are natural lines of resistance for the defense. Such ridges often afford observation and fields of fire favorable for a defense in depth.

In selecting terrain with good observation, the commander considers observation for artillery, mortars and command posts. The defender seeks to see without being seen. Observation to the limit of range of the weapons is desired in front of, as well as within the battle position. Adequate observation for these purposes is essential. The battle position must be so located that the essential observation will be retained even though the enemy succeeds in penetrating into the position. The commander seeks terrain offering good fields of fire for his small arms. This factor usually leads to the location of the main position on a forward, unless

1. *pending* 演進 進行中的. 2. *economize* 節省 節用. 3. *assume* 採取 承擔.  
4. *thrown* 壓服. 5. *inferiority* 劣勢, 劣等的. 6. *invite* 吸引, 招攬.

## 第十一章 防禦戰法

防禦之原則，乃求於任何犧牲之下，保持其戰鬥陣地之完整；此種陣地，係利用縱深甚大而能互相支援之主要地形特徵編成，以行四周之防禦；并在戰鬥陣地之前，使用掩護部隊，以遲滯或分散敵之前進，及欺騙敵人使不知我真實戰鬥陣地之所在。

### 目 的

防禦戰鬥之主要目的，為護得時間，使情況演進至最有利之條件下從事攻擊，或為節省兵力，俾集中優勢之兵力於另一有決定性之方面。

在前述目的之第一項中，指揮官採取防禦，或為等待增援之到達，或在數量上、態勢上以及訓練上居於劣勢被迫採取防禦。或此防禦為一誘敵之計劃，以吸引敵之進攻，然後轉移攻勢，以取得勝利；在前述目的之第二項中，防禦常為上級所指定之任務，此種任務，或為保持重要區域掩護側翼，以等待其他部隊運動之順遂，或者在正面之另一部份或另一戰區，我軍正採取攻勢，欲於此牽制敵人之兵力。

### 陣地選擇

任務、情況與地形，對何處適於防禦，其位置之選擇，有所限制。大部隊之指揮官，通常在地圖上決定其戰鬥陣地之概略位置。

戰鬥陣地，必須適合防禦之目的，並須便於未來部隊之調動，而不妨害防禦任務之達成，此種陣地，必須迫使敵人作正面攻擊，或遲滯其部隊運動。如陣地易為敵人所迴避者，在防禦上殊無價值。

對於選擇陣地之偵察，如情況許可，應力求細密，此項偵察包括研究敵人對我攻擊之主要進路，利於敵人觀察之地形，以及最有利於敵攻擊之走廊地帶。研究敵人必在該處實施攻擊之地形，對於敵人可能集結地區、砲兵位置、有利於敵人機械化部隊攻擊之地形、以及最有利於敵主攻之地區，均可獲得有價值之啓示；於偵察同時，必須蒐集選擇地形之情報，即在此地形上宜於防禦之地點及部署軍隊之最良方案。雖在陣地選定之後，對敵人之觀測與偵察，仍須繼續。

### 地 形

地形之特性，對於陣地選擇，有決定之影響，部隊之配備與支援火力之構成，皆取決於地形之特性，此為一基本原則，在防禦戰中，選擇地形應考慮之重要因素為觀測、射界良好、對敵觀測之遮蔽、有天然之障礙物與良好之交通路線。

山脊與山谷，與前進方向成垂直者（橫走廊地帶），通常為敵進攻之障礙，乃防禦之天然抵抗線，此種山脊，通常具有良好之觀測及射界，利於縱深之防禦。

在選擇具有良好觀測之地形時，指揮官應考慮及砲兵、迫擊砲及指揮所之觀測，防者須求能觀測敵人，而不為敵所見，對於陣地前及陣地中，各種火器射程以內均須能予觀測，對此目的之適合至為重要；戰鬥陣地之位置，須即使敵人已突破我陣地仍能保持重要之觀測，指揮官必須選擇輕兵器有良好射界之地形，此種要求常使主陣地

7. *délib'érat* 熟籌,有目的的. 8. *conform'* 適合,使相合. 9. *jeo'pardize* 妨害,使危險.  
10. *consumé'* 消耗. 11. *permit'* 允許,容許 12. *dictate'* 決定,指揮. 13. *ridge* 山脊,山脈.



consideration of concealment makes it desirable to select a reverse slope<sup>14</sup> position.

Concealment from hostile air or ground observation is an important factor in the selection of terrain. Such concealment may be gained through effective use of hills, ridges, defiles, trees, and other forms of vegetation<sup>15</sup>. The defender also seeks terrain affording cover from hostile fire. The presence of natural obstacles in front of and on the flanks of a defensive position is important. This factor becomes vital with the possibility of a hostile mechanized attack. The use of obstacles such as river, deep streams, swamps, ditches with steep slopes, and buildings, aids the defense in two ways. First, it slows up the advance of the enemy. Second, it allows the defender to use fewer weapons in those areas, and thus permits him to concentrate more weapons where obstacles are not available. Finally, communication and supply routes, are an important factor in selection of terrain. The degree of success of the defense will greatly depend upon routes that are available both from rear to front and laterally from one flank to the other. It is rarely<sup>16</sup>, if ever, that all of these favorable terrain features will be present in one position. The commander must determine which he deems<sup>17</sup> the most important and then seek terrain affording these advantages.

### TACTICAL ORGANIZATION.

The defense is built around a series of tactical localities, the retention of which will insure the integrity of the position. A tactical locality is an area of ground organized under a local commander for all-around defense and garrisoned<sup>18</sup> by troops and weapons appropriate to the terrain. The distance between tactical localities will be governed by the terrain and the ability of one tactical locality to place the fires of its weapons upon an enemy attacking another tactical locality. Tactical unity is maintained in each defensive area. This tactical organization includes the two-fold purpose of all around defense and mutual support between units.

A terrain study will reveal<sup>19</sup> those key terrain features which must be organized as defense areas and held at all cost. Hostile penetrations are thus limited and held to unfavorable terrain subject to fire from the flanks and to the threat of counterattack. The battle position consists of two primary echelons, namely, the forward or holding echelon and the reserve. The holding echelon establishes its position and sites its weapons along the main line of resistance. A line joining the forward edge<sup>20</sup> of the most advanced organized defense areas is called the *main line of resistance*. It is the line in front of which all elements of the defense must be able to concentrate their fire to break up the hostile attack. The contour of the main line of resistance is thus irregular<sup>21</sup> in trace<sup>22</sup>, with elements on it sited for frontal and flanking fire. A line designated<sup>23</sup> to coordinate the locations and actions of the regimental reserves in the battle position is called the *regimental reserve line*.

The natural defensive strength of the terrain has a direct bearing upon the distribution of troops for its defense, both as to frontage and depth. Tactical localities which have great defensive strength can be held with fewer men, while the reverse is true in weak portions of the front. As a general guide, an infantry battalion at full strength defends along the main line of resistance on a frontage of 600 to 1,200 meters. Its depth, extending from the main line of resistance to the regimental reserve line, ordinarily is from 500 to 900 meters.

Sectors and defense areas are delimited in orders by boundaries<sup>24</sup>—lines indicated on the map or ground extending from rear to front. The boundaries are located so that there will be no question of the responsibility for the defense of the key terrain which dominates a critical avenue of hostile approach. Whenever possible, responsibility for all of a terrain feature such as a road or a ridge, should be assigned to one unit. Boundaries are extended forward of the battle position to the limit of the range of the weapons with which the unit is equipped<sup>25</sup>; they may be extended forward to include the outpost in order to delineate<sup>26</sup> the outpost responsibility of units on the battle position. The extension<sup>27</sup> of the boundaries to the rear is influenced largely by the existing road net and routes for movement within the position. Organization in depth is equally applicable to artillery and other supporting arms. Thus, if the position occupied by forward gains of an artillery battalion is penetrated by the attacking enemy, the guns in rear positions can continue to provide artillery support.

14. slope 斜坡, 傾斜方向. 15. vegetation 植物. 16. rare'ly 罕見, 異常.  
17. deem 認為, 重視. 18. garrison 駐防, 衛戍. 19. reveal 定出, 啓示.  
20. edge 邊緣, 靠邊.

之位置於向敵之斜坡上，但為顧慮蔽，亦有以選擇反斜面陣地為宜者。

對敵地面及空中觀察之隱蔽，係選擇地形之重要因素，此種隱蔽可巧妙利用丘陵、山脊、隘路、樹木以及其他植物；防者并須力求對敵火掩蔽之地形，在防禦陣地前方與側方，有現成之天然障礙物甚屬重要，在有敵機械化部隊攻擊可能時，更需如此，利用江河、深溪、沼澤、峻峭之斜面與建築物作為障礙物時，在防禦上優點有二：一方面可以遲滯敵之前進，另一方面，防者可於該地區用較少之兵器，而集中較多兵器於無障礙物之區域；最後在地形選擇上，通信與補給路線均為重要之因素，防禦成效之程度，主有賴於由後方至前方及橫方可利用之交通綫路；然欲於一陣地中具備此各種有利之地形條件，殊少可能，故指揮官必須決定何者為最重要之因素，而覓定具此優越條件之地形。

### 戰術上編成

防禦係組合諸戰術據點而成，能將此項據點固守，則可保持陣地之完整，戰術據點，係地區守備指揮官編成為四週防禦之地區，而依據地形，配備適宜之部隊及火器；據點間距離之決定條件：一應依據地形，一應於敵攻擊此據點時，另一據點能將火力置於該據點方面；在各防禦地區內，須保持戰術上之統一，戰術上之編成，須注意四週防禦及各部隊相互支援之兩大要求。

研究地形時，應於防禦陣地編成中，覓定雖付任何代價亦須確保之陣地鎖鑰點，如此則敵之突破，必受限制，且為不利之地形、側射及逆襲之威脅所阻止；戰鬥陣地主要區分為兩綫，稱為第一綫或守備部隊與預備隊，第一綫部隊之位置及其兵器均應配置於主要抵抗綫上，主要抵抗綫係指防禦地區之最前緣相連之綫，此綫亦即為防禦地區各單位，集中火力以擊破敵人之攻擊；故主要抵抗綫之形狀為一不規則之軌跡，在此綫上，各部隊能作正面及側面之射擊，於防禦戰鬥陣地中，指定為團預備隊位置及動作協同之綫，稱為團預備隊綫。

部隊防禦配備之正面及縱深，與地形本身之防禦力量直接有關，各戰術據點如具有鉅大之防禦力量，則可以少數兵力守備之，同時預備隊可控制於正面薄弱之處；以常規而論，兵力充足之一個步兵營，在主要抵抗綫上，可担任之正面為60)至120)公尺；其縱深距離，即自主要抵抗綫至團預備隊綫，普通為500至900公尺。

防禦地區與陣地帶係以戰鬥地境綫劃分——此綫係在地圖或在實地上，由後向前延伸指示之，戰鬥地境綫之劃分，對於控制敵主要進路鎖鑰地形之防守，其責任應毫無疑問。如可能時，對如所有重要地形，如道路及山脊等之防守責任，應規定某一單位負其全責，戰鬥地境綫，應向陣地前方伸至部隊裝備火器之最大射程處，此綫亦應延伸至前哨之位置，以劃分各守備部隊前哨之責任，此綫之向後延伸，全視該區域內現有道路網及進入此陣地之道路而定；縱深配置對砲兵及其他支援武器亦適用之，如此，則前方之砲兵陣地如被突破時，而在後方陣地之砲兵，仍可繼續其支援任務。

21. *irregular* 無規則的 不定的 22. *trace* 軌跡 追踪 23. *designate* 指定 派定  
 24. *boun'dary* 作戰地境綫 動作範圍 25. *equip* 設備 裝備  
 26. *délin'éate* 劃分 指示 27. *exten'sion* 擴張 增加

## SECURITY.

The battle position in defensive operations is protected to the front by a covering force and outposts, to the flanks and rear by security outposts and other elements. Outposts in front of the positions are designated as either *General* or *Combat*. The mission of these outposts is to provide time for the main force to prepare itself for combat, to deceive the enemy as to the location of the battle position, to force early development by the enemy, and to provide a deeper view within the terrain over which the attacker will advance. The outpost and the ground between the outpost and the battle position are organized for delaying action to the extent permitted by the time and labor available. When forced to withdraw under hostile pressure<sup>28</sup>, the outposts conduct a delaying action, making every effort to deceive the enemy as to the exact location of the battle position. The withdrawal of the outposts must be so arranged that they neither will interfere with nor be endangered by the fire from the main position. Co-ordination is facilitated by the use of prearranged<sup>29</sup> signals and previously<sup>30</sup> designated routes of withdrawal.

*General Outposts* usually are established by higher command, such as divisions or armies. They are ordinarily located approximately 4,000 meters in advance of the main battle position. This force establishes what is known as an Outpost Line of Resistance. Whenever practicable the outposts are located at sufficient distance from the battle position to prevent the occupying forces from being taken under observed fire by hostile light artillery. Ordinarily they will not be established beyond the effective range of the light artillery of the battle position.

*Combat Outposts* are local security detachments established by smaller units such as regiments, battalions, or even rifle companies. They are located approximately 500 to 1,500 meters in advance of the battle position. In the absence<sup>31</sup> of a general outpost to the front, they may also perform the functions of a general outpost.

Whenever practicable an advanced *Covering Force* is employed in front of the general outpost. The mission of this covering force is to inflict<sup>32</sup> the maximum delay on the enemy, to permit the defender to utilize<sup>33</sup> advanced artillery observation, to permit the laying of mines, demolitions, and obstacles in front of the outpost and the battle position, and to deceive the enemy as to the actual location of the battle position. Similarly such forces may be employed on exposed flanks. An advanced covering force ordinarily is established from cavalry units or other mobile forces.

## RESERVE.

Reserves of smaller units have a threefold mission, namely, to extend in depth the organized resistance of the front line forces, to protect the flanks and rear areas, and to counterattack. General reserves of large units in addition to the above missions may be called upon to relieve units on the battle position, participate<sup>34</sup> in a major counterattack or counteroffensive, or extend the flanks of the battle position. Prior to commitment to a definite line of action they are held mobile prepared to participate in battle in accordance with the plan of maneuver of the superior commander. While so held they are disposed for all-around defense against attack by hostile mechanized forces which may succeed in passing through or around the battle position. Necessary measures are taken for protection against hostile aircraft and for countering an attack by troops transported by air.

## ORGANIZATION OF FIRE.

Co-ordination of the fire of the infantry, artillery, anti-tank, anti-aircraft, and other weapons is carefully planned and expressed in orders. Plans provide for bringing the enemy under effective fire as early as practicable unless the situation requires that fire be withheld to obtain surprise, and for so regulating<sup>35</sup> the intensity<sup>36</sup> of the fire that the enemy is subjected to progressively<sup>37</sup> heavier fire as he approaches the defensive position. The organization of systematic flanking fire by machine guns supplemented by other small arms within the defended localities constitutes the basis of defensive dispositions. Machine guns are distributed in width and depth in each defense area to take full advantage of terrain. As far as practicable their fire should cover the front, flanks and rear of the defense area with continuous<sup>38</sup> bands of fire. Some machine guns are sited to take under flanking fire hostile elements which succeed in penetrating into the defense area of resistance.

28. *pressure* 壓迫 壓榨. 29. *prearrange* 預定, 預先佈置. 30. *previous* 在前的, 預先的.  
31. *absence* 未有, 不在. 32. *inflict* 給, 加予 (打擊, 苦痛... ). 33. *utilize* 使用, 利用.

## 警 戒

防禦戰中之主陣地帶，其正面有掩護部隊及前哨，側翼及後方有警戒哨及其他部隊之掩護，前哨位置於主陣地之前方者，稱爲一般前哨或戰鬥前哨；前哨之任務，爲爭取時間，俾主力得準備戰鬥，欺騙敵人使不易發覺我主陣地之位置，迫使敵人過早展開，並可對攻者可能前進之地區作一深遠之觀察，在前哨陣地及前哨陣地與主陣地間之地區，應盡量利用時間及勞力，以完成逐次抵抗之陣地，當前哨被敵壓迫撤退時，應實行逐次抵抗，並盡力欺騙敵人，使不知我主陣地之真實位置，前哨之撤退，必須既不妨礙主陣地之射擊，又不受主陣地射擊之危害而部署之，爲便於協同起見，應事先規定記號，及預爲指定撤退之路綫。

一般前哨通常由大部隊如師或軍派遣之，普通置於主陣地前方約四千公尺之處，此項部隊形成一種所謂前哨抵抗綫，前哨應在主陣地前方相當之距離，以防止我守備部隊受到敵輕砲兵有觀測之射擊，但通常亦不能位置於我主陣地內之輕砲有效射程以外。

戰鬥前哨爲地區警戒部隊，由各小部隊如團、營、甚至步兵連派遣，位置於主陣地前方約五百至一千五百公尺之處，如前方未派遣一般前哨時，則戰鬥前哨，應代行其任務。

前進之掩護部隊，如狀況需要時，應設於一般前哨之前方，掩護部隊之任務，爲盡量遲滯敵人，使我方砲兵可盡量利用前進觀測，并藉能敷設地雷、爆破及障礙物於前哨及主陣地之前方，同時欺騙敵人使無法獲悉我主陣地之真實位置；此種部隊亦同樣可使用於暴露之側翼，前進掩護部隊，通常由騎兵或其他有機動性之部隊担任之。

## 預 備 隊

小部隊之預備隊，其任務有三：即擴展前綫部隊抵抗配備之縱深，掩護側翼及後方，實行逆襲；大部隊之總預備隊，除上述任務外，尙可增援主陣地，參加較大之逆襲或攻勢轉移，或延伸主陣地之側翼；在未指定確定之作戰行動以前，應作機動之準備，以便隨時依照高級指揮官之作戰計劃參加戰鬥，此時預備隊并應部署四週之防禦，以便抵禦敵機械化部隊突破或迂迴我主陣地後之攻擊。

## 火 力 配 置

步兵、砲兵、高射砲兵、戰防砲兵及其他各種之火力的配合，須審慎計劃，並以命令規定，其計劃除情況需要控制射擊以獲奇襲效果外，應能使敵人及早受到我火力之有效射擊，并須管制熾盛之火力的，使敵人愈接近我防禦陣地，其所遭受之火力的亦愈大；在各種防禦據點中，重機槍側射火力編成之火網，佐以各式輕兵器，爲組成防禦陣地之基本火力；同時須利用地形之優勢，將重機槍分佈於各防禦地區之正面及縱深方面，各種火力應盡可能始終掩護防禦地區之全面及側翼與後方，又配置一部份之重機槍，使能側射已突入我防禦地區之敵人。

34. *participate* 參與, 與共. 35. *regulate* 管制, 支配. 36. *intensity* 熾盛的, 猛烈的.  
37. *progressive* 向前的, 漸進的. 38. *continuous* 聯接的, 不斷的.

Artillery fire is co-ordinated in the defensive plan of fire and is especially concentrated on the critical localities and on ground which is inaccessible<sup>39</sup> to or beyond the range of the fire of other supporting weapons. The effective control of this fire requires good observation and efficient signal communication. The artillery plan of fire is based primarily upon the execution of a counter-preparation to break up or cripple<sup>40</sup> the hostile attack before it can be launched, together with the close support of the defense areas in event the enemy penetrates the position. It is important to take hostile artillery under fire at an early moment, to interdict<sup>41</sup> hostile routes of approach, and to dislocate the hostile system of command and fire control. The artillery of the attacker is most vulnerable from the moment it comes within range of the defender's artillery until it has completed its deployment. During this period, it constitutes one of the principal targets of the defender's artillery fire and aviation. The fire of all available artillery is concentrated to cripple the hostile artillery before it can get into action. Counter-battery<sup>42</sup> continues to be the principal mission of a portion of the artillery, especially the medium<sup>43</sup> artillery, throughout the battle.

Combat aviation attacks targets beyond the capacity of the ground forces. Air attack against hostile ammunition and other supply establishments, airdromes, railroad installations, and bridges have important effects in delaying or dislocating the hostile preparations of attack. Other remunerative<sup>44</sup> targets for combat aviation are enemy columns, artillery in position, reserves, and mechanized forces.

Anti-aircraft artillery is disposed initially to protect the organization and occupation of the battle position. These weapons are sited so they may be employed against attack by mechanized vehicles when this can be done without interference with their normal missions. In the event of simultaneous attack from hostile aircraft and mechanized vehicles, fire must be concentrated against the more dangerous threat. The anti-aircraft artillery concentrates its efforts on preventing air reconnaissance and attack on the threatened parts of the defensive position and on protecting the employment of reserves for counter-attack. If sufficient weapons are available some units are assigned to the defense of important roads and installations (railheads, ammunition<sup>45</sup> establishments and airdromes<sup>46</sup>). The anti-aircraft intelligence service gives prompt warning of the approach of hostile aircraft to all units concerned<sup>47</sup>.

### ORGANIZATION OF THE GROUND.

The organization of a position is limited only by the time and the facilities available. Protection is to be sought<sup>48</sup> in the distribution of defenses in depth and in width, their adaptation to the terrain, concealment from hostile observation, and in the strength of construction. From the beginning great care is taken to conceal the most important works by camouflage or natural terrain features. Troops carry out the organization of the position in accordance with a plan of construction expressed in orders in the form of priorities. After the location of combat emplacements has been fixed, priority is given to clearing the field of fire, to removal of objects masking<sup>49</sup> our own observation, and to the determination of ranges to points in the foreground.

Artillery and heavy weapons units give priority to the construction of observation and command posts and signal communication systems, and provision for the supply of ammunition. For the protection of guns, more reliance<sup>50</sup> is placed upon camouflage and provision for alternate<sup>51</sup> positions than upon the fortification of gun emplacements.

In the construction of obstacles wire entanglements<sup>52</sup> are sited so that their outer edges can be swept<sup>53</sup> by flanking fire. Other obstacles are co-ordinated with demolitions. All obstacles are covered by fire to hinder their removal and should be concealed from hostile observation.

Dummy<sup>54</sup> works serve to mislead the enemy and disperse his fire. To be effective they must closely resemble genuine<sup>55</sup> works: dummy works easily recognizable as such give the enemy valuable information; they must bear evidence<sup>56</sup> of an attempt at camouflage.

The development of a defensive position aims first of all to strengthen the main line of resistance, battery positions, and the command and control facilities of the entire position. The means employed include numerous communication

39. *inaccessible* 難接近的. 40. *cripple* 制壓, 殘缺. 41. *interdict* 遮斷, 阻止.  
42. *counter-battery* 砲戰. 43. *medium* 中型, 中等. 44. *remunerative* 有利的, 有酬勞的.  
45. *ammunition* 軍火. 46. *airdrome* 飛機場. 47. *concern* 有關, 影響.

砲兵火力應與防禦之火力計劃協同，尤須能集中火力於各重要據點，及爲其他支援武器所難達成及射程所不能達到之地區。對於此種火力之有效控制，需要良好之觀測與完備之通信，砲兵火力計劃，應主以破壞或制壓在敵人攻擊未開始前之準備，并縱使敵人突破我陣地後仍能作緊密支援爲基礎；及早以火力制壓敵之砲兵，遮斷敵之進路，並摧毀其指揮系統及火力控制等尤爲重要；攻者之砲兵，在進入防者砲兵射程以內，至其射擊準備完成當中，最易遭受損害，因在此時間內，此爲我砲兵及空軍之重要目標，在敵人砲兵開始射擊以前，應集中所有砲火以摧毀之；在戰鬥全期中，與敵砲兵砲戰，始終爲我一部砲兵，尤其中型砲兵之主要任務。

戰鬥空軍，攻擊地面部隊能力所不及之目標，利用空軍攻擊敵彈藥庫，及其他補給設施如飛機場、鐵路設備與橋樑，均爲遲滯或破壞敵攻擊準備之有效措施；戰鬥空軍之其他有利目標爲敵行軍縱隊、砲兵陣地、預備隊及機械化部隊等。

高射砲兵最初應用以掩護陣地之佔領及配備，在無礙於正常之任務時，此種武器之配置，亦可用以抵抗機械化部隊之攻擊；在敵空軍及機械化部隊同時攻擊之情況下，則火力應集中抵禦此二者之威脅較大者，高射砲兵應集中火力妨害空中偵察及防禦陣地中易受敵威脅之部份，并掩護預備隊之反攻行動，如兵力充足時，可派出一部部隊，掩護重要公路及設施（車站、彈藥庫、及飛機場）；防空情報隊，於敵機來襲時，應迅速向有關單位發出警報。

### 陣地編成

陣地編成，受限於時間及所有之工具，防禦之要旨，在縱深及寬廣之配備，地形之適合，敵方觀察之遮蔽，及工事之緊強，最初應特別注意利用天然地形特徵或偽裝以遮蔽重要工事，部隊構築陣地，須按照命令中規定完成次序之陣地構築計劃；戰鬥陣地之位置決定以後，首先須行掃清射界，清除遮礙我觀察之物體，並在陣地前方標定射擊距離。

砲兵及重兵器部隊，應首先構築觀測所、指揮所、通信系統及彈藥補給設施等。對火砲之掩護，利用偽裝及準備預備陣地實較加強掩體爲可靠。

鐵絲網之位置，必須使我側防火力可掃射其外緣，其他障礙物應與爆破配合，任何障礙物，均應以火力掩護，免遭排除，且須能遮蔽敵之觀察。

偽工事係用以迷惑敵人並分散其火力，必須與真工事相酷似，始能收效，如偽工事易爲敵所辨識，此係供敵以有價值之情報；故對於工事之偽裝，必須示以明確之企圖。

防禦陣地之配備，第一着重於加強主要抵抗綫、砲兵陣地及指揮與控制整個陣地之措施，此類工作包括多數之交通壕、障礙物（包括戰車障礙及地雷）、掩蔽部、觀

48. sought 要旨 企圖. 49. mask 攔阻, 掩飾. 50. reliance 可靠 信託.  
51. alternate 預備的, 交替的. 52. entanglement 聯網 連累. 53. swept (p.t. of sweep) 掃射 清除.  
54. dummy 假物, 代表. 55. genuine 真實不虛的. 56. evidence 明確的 記號 證據.

trenches<sup>57</sup>, obstacles (including tank barriers and mines), shelter for troops, observation and command posts (including alternate locations), signal communication, gun positions, and supply dumps<sup>58</sup>. All works are concealed or camouflaged.

Engineers are employed to impede<sup>59</sup> the advance of the enemy by the execution of demolitions and by the creation<sup>60</sup> of a zone of obstacles, including mine fields and booby<sup>61</sup> traps<sup>62</sup>. When necessary, they defend the demolitions and obstacles which they construct. They increase the defensive powers of the other arms by the construction of field works requiring special equipment or training, by technical<sup>63</sup> assistance in other works of organization of the ground, and by furnishing them with the necessary tools<sup>64</sup> and engineer supplies.

### CONDUCT OF THE DEFENSE.

The defense is conducted along mobile lines. Mobility is obtained by the use of covering forces, by improving facilities for movement within the battle position, by distribution of forces in depth, and by holding out reserves capable of rapid movement. Covering forces delay, deceive, and disorganize the enemy; units in organized areas of the battle position hold their positions at all costs; reserves maneuver behind the pivots<sup>65</sup> thus established. Mobile and rigid<sup>66</sup> defense are so combined that possession of the areas essential to the maneuver of the defensive forces is retained, the maximum forces are made available for counterattack or counteroffensive purposes, and the enemy is deceived as to the character of the resistance with which he is confronted.

The conduct of the defense must be aggressive<sup>67</sup>. It must be prepared to take advantage of errors or failures on the part of the enemy. The *counterattack* is the decisive<sup>68</sup> element of defensive action. It is seldom feasible<sup>69</sup> to hold a defensive position by passive resistance only. The integrity of the battle position is maintained by a combination<sup>70</sup> fighting in place and counterattack. Regardless of the considerations which dictated the adoption of a defensive attitude, the tactics of defensive combat are essentially to develop the maximum firepower against an advancing enemy, to reduce our own losses by a better knowledge and utilization of the terrain, and thereby to stop the enemy's advance or throw him back by counterattack.

Should the enemy succeed in penetrating or outflanking the position, the defender seeks through *fire and maneuver* to eject<sup>71</sup> the hostile elements which have so advanced. The fire of the supporting artillery is concentrated on the hostile elements which have entered the position. Local reserves, supported by all available weapons and protected by smoke from chemical mortars, counterattack against the flanks of the gap to thrust back the enemy before he has had time to establish himself. Such local counterattacks must be launched during the period of temporary confusion and disorganization which occurs when the attacking troops have entered the position and have not had time to reorganize and establish themselves. This period is relatively short. Consequently, the counterattack must be delivered without delay on the initiative of the local commander. The object of such counterattack is to stabilize<sup>72</sup> the situation on that particular part of the position and prevent widening of the gap, or, in case of a small penetration, to eject the enemy. Surprise, boldness<sup>73</sup> and rapidity are the principal factors which lead to successful execution. Anticipatory<sup>74</sup> planning, including reconnaissance and rehearsals<sup>75</sup> will facilitate greatly the prompt delivery of the counterattack. If the enemy is given time to reorganize and to place his machine guns and anti-tank weapons in position to defend the ground he has gained, the opportunity to counterattack by local reserves probably has passed. Then only a well-prepared counterattack by larger reserves strongly supported by combat aviation has much chance of success.

If the enemy has attained such success that local commanders are unable to eject him, the higher commander must decide whether to counterattack with reserves at his disposal to restore<sup>76</sup> the battle position, to continue battle on the battle position and prevent further enemy advance, or to withdraw to a prepared position in rear. Time is required for the preparation of a major counterattack. Sufficient reserves must be assembled to carry the attack forward. Adequate fire support must be arranged; assembly position, zones of action, objectives, and time of attack are clearly specified<sup>77</sup>. Surprise is an important factor. Employ-

57. trench 壕溝, 掘壕. 58. dump 集積, 卸下. 59. impede 阻礙, 阻滯.  
60. creation 創造. 61. booby 呆漢, 拙人. 62. trap 陷阱, 圈套.  
63. technical 技術上的, 專門的. 64. tool 器材, 工具. 65. pivot 要點, 樞軸.  
66. rigid 堅強的, 堅決的. 67. aggressive 攻擊的, 進攻的.

攻測所與指揮所（包括其預備位置）、通信聯絡、射擊陣地、及補給集積站所等；全部工事均需掩蔽或偽裝。

工兵應利用爆破作業及構設障礙區，以阻滯敵之前進，此類工作係包括敷設地雷及陷阱等，必要時，工兵須保護其所做之爆破及障礙物，工兵担任需要特殊裝備或訓練之工事構築，陣地編成之技術上協助及供給必要之器材及工兵補給用品等，以增強其他兵種之防禦力量。

### 防禦戰鬥之指導

防禦應在機動之陣線上實施，此種機動係由掩護部隊之使用，防禦陣地內運動設施之改進，部隊之縱深配備及控置有迅速機動能力之預備隊等獲致之；掩護部隊之任務；為遲滯欺騙及分散敵之攻擊；防禦陣地內之守備部隊，應不顧一切犧牲以固守其陣地；預備隊則保持機動於要點後方而部署之，防禦欲求其堅強與機動，須保留陣地內守兵之活動範圍，以其最大之兵力，作為逆襲或轉移攻勢之用，并欺騙敵人使惑於我真實抵抗綫之所在。

防禦戰鬥，須具有攻勢之性質。隨時準備利用敵人局部之錯誤或脆弱之好機，施行逆襲，此為防禦戰鬥之決定因素。如僅採消極抵抗之防禦，則殊不易固守，欲保持戰鬥陣地之完整，須據守與逆襲同時施行，不論情形如何迫使我軍採取防禦之態勢，防禦作戰之法，仍在對前進之敵發揮最大之摧毀力，并藉我軍對地形之熟悉與利用，以減少我之損失，阻止敵之前進，或以逆襲將其擊退。

如敵人已完成包圍或突破我之陣地，防者應利用火力及行動將此突進之敵人驅逐，支援砲兵之火力應集中射擊突入我陣地之敵。地區預備隊在各種武器支援與化學迫擊砲煙幕掩蔽之下，於敵人立足未穩之前，對突破口之側翼，實行逆襲，此種局部之逆襲，須於突擊部隊進入陣地尚未整頓就緒及立足未穩混亂分散之瞬間內實施，但此時間相當短促，因此，地區指揮官應毫不遲疑立即發動逆襲；此種逆襲之目的，在穩定該處陣地，並防止突破口之擴張，或在突破口小時驅逐敵人；奇襲、勇敢與迅捷，為逆襲成功之重要因素；預先計劃並偵察及演習，對於突然發動之逆襲，裨益甚大。如敵人在其佔領之陣地已得有時間重整態勢及配置機槍、戰防武器時，則地區預備隊之逆襲時機，當已錯過，如是則惟有以較大之預備隊妥為部署，且有空軍之強力支援，方能有較大之成功希望。

敵人如突破獲得成功，地區指揮官不能將其擊退時，則高級指揮官應即決定，或使用其控制之預備隊施行逆襲，以奪回原陣地，或繼續在主陣地戰鬥，防止敵之前進，抑或撤退至後方之預備陣地；大規模之逆襲，需要相當之準備時間，必須集結充足之預備隊以促攻擊之進展，并供給充足之支援火力，其集結地區，戰鬥地區，目標及

68. *decis'ive* 決定的 斷定的. 69. *feas'ible* 可實行的, 可作的.

70. *combination* 聯合 結合. 71. *eject'* 驅逐. 72. *stabilize* 使堅固, 使持久.

73. *boldness* 勇敢, 緊握. 74. *anti'cipatory* 預期, 期望. 75. *rehears'al* 演習, 預習.

76. *restore'* 奪回 歸還. 77. *spec'ify* 規定, 確定.



ment of artillery, chemical troops mechanized units, and combat aviation is regulated and controlled by the higher commander. Whenever practicable the counterattack is launched against the flanks of the hostile salient<sup>78</sup>. Advance planning for such an operation is essential in order to reduce to a minimum the time required in final preparation.

Choosing the proper time at which the reserves should be used is often the commander's most difficult and most important decision. When the decisive moment arrives, and the commander decides to commit his reserve, he should do so without hesitation<sup>79</sup>. As far as possible the reserve should be used in complete units; reinforcement by dribblets<sup>80</sup> is to be avoided. Upon committing his reserve, a commander should endeavour at the earliest possible moment to reconstitute a new reserve from the troops which the course of the action has made available.

---

78. *sal'ient* 突出的 顯明的. 79. *hesita'tion* 猶豫, 遲疑.

擊時間等，均須明確規定；奇襲爲主要因素，高級指揮官應規劃並掌握砲兵、化學部隊、機械化部隊及戰鬥空軍，如時機適合時，逆襲應指向敵人凸出部之側翼，此等行動，必須先行計劃，以大量縮減臨時準備動作之時間。

選擇適當時機以使用預備隊，常爲指揮官最困難而最重要之決斷，如至必要之時機，指揮官應毫無猶豫決定使用其預備隊。預備隊應盡可能使用完整之單位，避免逐次之增援，當預備隊既經使用之後，指揮官應於情況許可時，力圖及早重組新預備隊。

## 第十二章 轉進運動

### 導 論

我國作戰綱要草案，「防禦及持久抵抗」與「戰鬥中止及退却」係分編論列，美軍則以「防禦」與「轉進運動」分章記述，窺美軍之用意，當係以空間位置，劃分作戰行動之方式，即凡由一位置向前方空間運動者，謂之攻擊，在某一陣地，確立不動，維持一定空間者為防禦，由某一綫向後方空間行動者，統稱為轉進運動；我國之分類，則係就行為之目的而言，即進而打擊敵人者謂之攻擊；凡抵禦或阻滯敵人者為防禦或持久抵抗；依此種分類方法之不同，致持久抵抗（逐次抵抗），我係以其與防禦并稱，美軍則以之歸屬於轉進運動，然其論持久抵抗之目的為「避免決戰，贏得時間」，此與我國綱要所示係「於對優勢之敵，預想固守一陣地不可能時，不得已而用之。如有抑留、或誘致敵人之企圖時，則由我自己發動而行之」之趣旨，殆相符合，惟我以「此種戰法，在緒戰及戰鬥間，常為一種有利之應急手段」，且有時係用以達成「抑留或誘致敵人」之企圖，此則係求以消極之行動，完成積極之目的，故我視此種行動，仍有防禦之性質，當即基因於此。

綜合上述，轉進運動是否應包括持久抵抗（逐次抵抗）或以之與防禦并列，殊值吾人之研究。

## CHAPTER XII.

## RETROGRADE MOVEMENTS.

A retrograde movement is any movement of a command to the rear, or away from the enemy. It may be forced by the enemy, or it may be made voluntarily<sup>2</sup>. It may be classified as a withdrawal from action, a delaying action, or a retirement.

There are six reasons for this class of military maneuver. They are the following:—

- (1) To disengage<sup>3</sup> from battle.
- (2) To avoid battle in a disadvantageous situation.
- (3) To draw the enemy into a situation unfavorable to him.
- (4) To avoid decisive combat until conditions are more favorable.
- (5) To conform to the movements of other troops.
- (6) To employ a portion of the command elsewhere.

A decision to withdraw from action is justified<sup>4</sup> when the breaking-off of combat is indispensable<sup>5</sup> to the preservation<sup>6</sup> of the force, and when it is essential to the initiation<sup>7</sup> of action offering greater tactical or strategical<sup>8</sup> advantage.

One of the most important factors in insuring that the retrograde movement will be successful is the employment of a covering force. The general mission of such a force is to *stop, restrict, or divert* the advance of the enemy. This permits the main force to break contact, assemble and move to the rear.

Covering forces are, generally, divided into three classes: general covering forces; local covering forces; and contact detachments. These forces are sometimes known as advanced covering forces, general outposts and combat outposts.

The general covering force is designated by the commander of the main force. Its mission is to cover the withdrawal from action of the entire unit.

The local covering forces are designated and placed in position by subordinate commanders. Their mission is to cover the withdrawal of such detachments as are left in contact with the enemy. They also cover the rearward displacement of supporting artillery.

The contact detachments are formed from troops nearest the enemy. They are left in immediate contact with the enemy while the remainder of their units withdraw. Their general mission is to screen the withdrawal by simulating<sup>9</sup> normal activity.

The strength and composition of any covering force will depend upon the job it has to do. It will vary from a force composed of only a few dismounted<sup>10</sup> riflemen to a force with all arms present.

Demolitions, obstruction<sup>11</sup> and contamination<sup>12</sup> are used to the maximum in all retrograde movements to delay hostile pursuit, to assist in flank protection, and to destroy materials and resources that may have to be abandoned<sup>13</sup>.

Combat aviation is employed against hostile observation aviation and to delay the hostile follow-up or pursuit by harassing<sup>14</sup> and interdicting hostile forces at critical localities. Its action must be co-ordinated with that of flank and rear guards.

In retrograde movements, maximum advantage must be taken of available motor transportation to expedite the rapid movement to the rear of units which have been withdrawn from action. Security forces should consist of highly mobile units.

A hostile force, strong in mechanized and motorized units and combat aviation, may be expected to follow up or to pursue any retrograde movement relentlessly<sup>15</sup> by day and by night. This makes necessary continuous ground and aerial reconnaissance to both flanks and rear, rapid movement under cover of darkness, strong anti-aircraft defense, and continuous all-around anti-mechanized defense. Close support by combat aviation is essential. Mobile reserves are held out in order to counteract<sup>16</sup> wide and rapid movements to our flanks and rear, or penetration through our front, and to counter any attacks by troops transported by air.

A withdrawal from action is the operation of breaking-off combat with a hostile force. The general purpose of the operation is to regain or preserve freedom of action.

1. *retrograde* 轉進後退. 2. *voluntarily* 自動的自願的. 3. *disengage* 脫離解開.  
4. *justified* 確為證為正當. 5. *indispensable* 必需的. 6. *preservation* 保存, 完整.  
7. *initiation* 容納, 引進. 8. *strategical* 戰略的.

## 第十二章 轉進運動

轉進運動爲部隊向後方或脫離敵人之行動，此種行動，可爲敵所迫，亦可爲自動撤退，轉進運動可區分爲三種：即退出戰鬥、逐次抵抗、及退却。

此種軍事行動之理由有如下之六項：

1. 脫離戰鬥。
2. 避免在不利之情況下作戰。
3. 誘敵入不利之情況。
4. 避免決戰，等待更有利之條件。
5. 與友軍行動取得一致。
6. 運用部隊之一部份於他處。

決心退出戰鬥，須情況確需中止戰鬥以保存實力，或採取此種行動對戰術與戰略上，有更大之利益。

掩護部隊之使用，爲保證轉進運動成功與否最重要因素之一，其一般之任務，爲阻止、牽制及分散敵之前進，使主力部隊得以中止戰鬥、集合及向後轉移。

掩護部隊一般可分爲三種：一般掩護部隊，地區掩護部隊，及保持接觸部份；此種部隊有時可稱前進掩護部隊，一般前哨，戰鬥前哨。

一般掩護部隊，爲主力部隊指揮官所派遣，其任務爲掩護整個部隊之退出戰鬥。

地區掩護部隊，爲各下級指揮官所派遣及配置，其任務爲掩護與敵接觸中之各部隊退出戰鬥，同時并須掩護支援炮兵之向後轉移。

保持接觸部份爲最接近敵人部隊之一部份，此部份留置與敵保持緊密之接觸，以便該單位其餘部份之撤退，其一般任務係佯裝保持原有戰鬥正常之狀態，俾掩飾其撤退行動。

掩護部隊之兵力與組成，全視其任務而定，此項部隊可由少數徒步騎兵至各兵種聯合編組之戰鬥單位。

爆破、障礙物及毒氣，通常在轉進運動中盡量使用，以滯遲敵之追擊，輔助掩護側翼，及破壞必須放棄之物資及資源。

戰鬥空軍須使用以攻擊敵之偵察機，並在重要地點擾亂及阻止敵人，以遲滯敵跟踪追擊，其行動須與後衛及側衛取得協同。

在轉進運動中，須盡量使用一切摩托化交通工具，迅速將已退出戰鬥之部隊運往後方；所有警戒部隊，應以高度機動性之部隊組成。

敵人若有強有力之機械化、摩托化部隊及空軍，則可能日夜厲行跟踪或追擊任何轉進行動，於此時機必須不斷向側翼及後方作地面及空中之偵察，利用夜暗掩蔽之迅速行動，部署強有力之空防及不斷之全面之戰車防禦，并以空軍作密切之支援，甚爲重要；保留機動性之預備隊，以應付敵人向後方及側翼作廣泛之迅速運動，或突破我之正面，及抵抗空運部隊之攻擊。

退出戰鬥，即中止戰鬥之行動，其目的爲重新獲得或保留行動之自由。

9. *sim'ulate* 佯爲, 假裝. 10. *dismount'* 下馬, 落馬. 11. *obstruc'tion* 障礙物.  
12. *contam'inat'ion* 撒毒, 染污. 13. *aban'don* 放棄, 投降. 14. *har'ass* 攪擾.  
15. *relentless* 嚴厲的. 16. *count'era'ct'* 對抗, 反對.

A retirement is a retrograde movement in which the force seeks to regain freedom of action, the movement being *part* of a well-defined plan which has for its purpose the refusal of combat under the existing situation.

Recourse<sup>17</sup> to delaying action ordinarily implies either lack of readiness for battle or hostile superiority of force. Its purpose is to gain time while avoiding decisive action.

A movement to the rear is a difficult maneuver. Especially is this true when made in the face of the enemy. It requires constant control and supervision by all leaders. The force moving to the rear must extricate<sup>18</sup> itself with a minimum<sup>19</sup> of losses of men and materiel. If plans are intelligently made and carried out, the movement to the rear will be successful. If successful, the army will live to fight another day!

---

17. *recourse* 求助, 仰助. 18. *extricate* 求得, 解開.

退却係部隊以企求獲得行動自由為目的之轉進運動，此種運動，係一策定完善計劃之一部，其目的在避免於現況下進行作戰。

逐次抵抗，通常使用於作戰準備尚未完成，或遇敵人兵力優勢時，其目的為避免決戰并贏得時間。

轉進運動，為一種困難之行動，尤以在敵前實施更屬如此，故需要各級指揮官確實控制及監督，部隊轉進時，須力求減少人員物資之損失，如計劃精密與執行正確，則轉進運動當可成功，成功後則我軍可養精蓄銳，改日再戰。

### 第十三章 機械化部隊戰法

#### 導 論

歐西兵學家嘗論，戰爭之要素爲三 M，即人、機械與金錢。而着重戰爭經濟者，則謂此三 M，均爲「錢」，然由此次大戰之實質觀之，則此三 M 應謂其爲機械，因有人而無機械，則無由顯其威力，有錢而無機械，則無以明其效用，故必具有充分之機械力，始能製造飛機戰車兵艦等，運用於戰場，擴而充之，則產生原子彈，原子彈之使用，可謂爲戰爭極端機械化之具體表現。

戰爭工具，既產生實質之蛻化；作戰指揮，亦隨之而有變更，往昔作戰之主體爲人，故指揮以人之運用爲主要對象，現今部隊之主體，已移爲機械，故指揮應兼顧機械之性能，我國因工業落後，關於運用機械之智識，已墮乎人後，至機械化部隊之組訓，因基本條件之不足，困難頗多，因此對機械化部隊戰法，學理與經驗，兩俱貧乏，即偶有雛形之機械化部隊，亦以指揮或其他條件配合不佳，招致挫敗，甚且竟有以此爲反證中國部隊不宜機械化之資料者。吾人知機械力不足，可努力工業建設，以圖補救，惟思想之落伍及頑固，爲害滋烈，糾正亦難。

現今世界各國，無不力求改良軍隊裝備，發揮高度之機械效能，我國如仍迷戀於「人力萬能，大刀無敵」，瞻念前途，未知吾人將何所憑藉，以與列強競存於世界，故今日之研究兵學者，應極力鼓吹軍隊現代化，以促國防工業之完成，努力倡導國防科學化，以期機械學術之普遍；尤以對機械部隊戰法及此次大戰之經驗，須積極研究與學習，以適應軍事潮流之趨向，而免思想之落伍與偏頗，庶幾迎頭趕上，可支持未來之國際戰爭，本篇所述，僅略示其端倪，吾人循此，亦可作進步之研究。



## CHAPTER XIII.

## TACTICS—MECHANIZED UNITS.

Properly employed, mechanized units become a powerful maneuvering force in the hands of the higher commander with which to influence the course of combat. In the defense they constitute an effective means of counterattack.

Mechanized units are usually employed in mass<sup>1</sup> on ground favorable to their characteristics. They are assigned missions, the accomplishment of which will assist the supported troops to reach their objectives, and, if practicable, to assist the main attack.

In the employment of mechanized units we must apply the fundamentals of: surprise, mass, co-operation, economy of force, retention of the initiative, security, co-ordination, and use against vital objectives.

Mechanized reconnaissance units must not be tied<sup>2</sup> too closely to foot troops. If this is done, their mobility is sacrificed and they become a vulnerable target to anti-tank weapons.

Mechanized reconnaissance units are pushed well forward and to the flanks. They may be reinforced by highly mobile units, heavy in fire power, in order to delay or block<sup>3</sup> hostile mechanized threats. Mechanized reconnaissance units are of great value on reconnaissance missions because of their ability to execute detailed ground reconnaissance within an appropriate area.

The employment of mechanized units in no way lessens<sup>4</sup> the need for strong fire support. Artillery should be used to fire on known or suspected<sup>5</sup> locations of anti-tank guns and observation posts. Fire should also be placed on dangerous localities which tanks must pass, to destroy minefields and obstacles, and to block the movement of hostile reserves. Air bombardment<sup>6</sup> should be used to neutralize hostile artillery beyond the range of friendly artillery. Smoke may be used when practicable.

Four conditions should be present or created for decisive offensive action. They are: effective air and ground reconnaissance, favorable terrain, adequate reserve of supply, and absence or neutralization of hostile massed defensive means.

Mechanized units normally assume attack formations directly from march columns. The exception being when the attack is launched by passing through foot troops already in position.

The attack of the mechanized units requires careful co-ordination of the following: the supporting fires of the artillery, heavy infantry weapons, including mortars, and combat aviation to prevent concentration of hostile mobile anti-tank weapons in a zone chosen for the offensive, and to neutralize enemy weapons dangerous to the attack.

The attack in a mobile situation usually involves the attack on successive objectives.

In a penetration of a well organized position the infantry supported by all available artillery has the mission of opening breaches<sup>7</sup> through which the mechanized units may move. The mechanized units penetrate on a narrow front and then extend to attack the enemy rear in order to destroy his defenses and to exploit success. After the mechanized units have passed through the breach to continue the attack, they are followed by other highly mobile units. It is the mission of these units to extend, widen, or hold the breach.

When a fortified locality has been breached throughout its depth, highly mobile troops are immediately pushed through the gap under the protection of troops holding the shoulders of the penetration, of troops landed by air in rear of the fortifications, and of combat aviation. Mechanized forces lead the way. Once through the gap mechanized forces spread<sup>8</sup> out fanwise<sup>9</sup>, moving rapidly on all roads leading toward the hostile rear and toward the rear of the fortifications not reduced<sup>10</sup>, to disrupt<sup>11</sup> hostile lines of communications, destroy signal communications, to block the movement of reserves, and to complete the demoralization<sup>12</sup> of the enemy.

The most profitable<sup>13</sup> role for mechanized units is that of exploitation. They may be employed to exploit their own success or the successes of other troops, by rapid attacks from the rear to destroy the enemy. In exploiting a break-

1. *mass* 集團, 一羣. 2. *tie* 不得, 限制. 3. *block* 阻止, 阻塞. 4. *less'en* 減少, 減削.  
5. *suspect* 預料, 猜疑. 6. *bombard'ment* 轟炸, 以彈擊之. 7. *breach* 破口, 裂縫.

## 第十三章 機械化部隊戰法

機械化部隊，於高級指揮官適當運用之下，爲一有力之機動部隊，可影響戰鬥之遂行；在防禦戰中，可用爲逆襲之有效工具。

機械化部隊，通常在對其特性有利之地形上，集中使用，該項部隊之任務賦與，有用以協助其所支援之部隊，達成其目的，如狀況需要時，並可協助主要攻擊方面。

機械化部隊之使用必須依照下列原則：即奇襲、集中、合作、兵力之節約、主動之保持、警戒、協同及使用以對重要之目標。

機械化搜索部隊，勿過於接近徒步部隊，否則將不能發揮其機動性，並易爲戰防武器所襲擊。

機械化搜索部隊，適宜向前及側翼推進，該項部隊需有高度機動性部隊與强大火力之加強，以妨礙或阻止敵方機械化部隊之威脅，機械化搜索部隊，在搜索任務上有極大之價值，因其在適當地區內能作詳細之地面搜索。

機械化部隊使用時，無法減少其對强大火力支援之需要，砲兵必需對已知或料有戰防砲位置及觀測所射擊，火力應指向戰車必須經過之危險地帶，破壞其地雷區及障礙物，阻止敵預備隊之行動；轟炸機用以制壓在我方砲火射程以外之敵砲兵，必要時，並使用煙幕。

在主要攻擊中使用時，必具有或形成之條件有四：即有效之空中及地面搜索，有利之地形，充足之補給供應，消滅或制壓敵方集中之防禦方法。

機械化部隊，通常直接自行軍縱隊構成攻擊之隊形，但如發動攻擊時需通過已佔領陣地之徒步部隊，則不如此。

機械化部隊之攻擊，對下列協同特須注意，即砲兵與步兵重武器包括迫擊砲之支援火力；空軍對我選定之攻擊區內阻止敵機動戰防武器之集中，並制壓危害我攻擊之敵方武器等。

在機動情況中攻擊時，通常到達攻擊目標後，仍續行攻擊。

在突破組織良好之陣地時，所有砲兵應儘量支援步兵，造成一突破口，以便機械化部隊之推進，機械化部隊自一狹窄正面突入，而後伸展攻擊敵之後方，摧毀其防禦並擴張戰果；在機械化部隊通過突破口而繼續攻擊時，其後應隨有其他高度機動性之部隊。此項部隊之任務，在擴大、延展或掌握該突破口。

當已突破一堅強陣地，而向其縱深突進時，則高度機動性部隊，應立即自缺口推進，而藉佔領突破口兩邊之部隊，空運降陸於陣地後方之部隊及戰鬥機爲其掩護。機械化部隊在先引導，一至通過突破口時，機械化部隊即成扇形展開，迅速利用所有道路向敵之後方并向尙未停止抵抗之陣地後方前進，切斷敵之交通綫，摧毀其通訊連絡，阻礙其預備隊之行動，並造成敵方之紊亂。

機械化部隊最有利之任務爲擴張戰果，此部隊可作擴張本身戰果或其他部隊戰果之使用，賴其迅速向敵後攻擊而摧毀敵人，在擴張突破時，機械化部隊有效之使用，

8. *spread* 伸展, 展開. 9. *fanwise* 扇形. 10. *reduce* 停止, 征服. 11. *disrupt* 切斷, 分裂.  
12. *demoralization* 混亂, 敗壞. 13. *profitable* 有利的.

through, mechanized units are effectively employed to operate at great distances in the hostile rear areas to block routes of hostile movement, to attack strategic reserves, and seize vital areas.

Mechanized units should be free to take advantage of their mobility to defeat the enemy decisively. Mechanized units should be followed closely by mobile infantry, which protects the reorganization of these units and furnishes protection for them during the hours of darkness.

Mechanized units are not normally employed to hold defensive positions. They may, however, be employed well forward, supported by combat aviation, to cover the occupation of a position by other troops. They employ delaying action to accomplish this mission. Should the situation demand it, they may be required to hold an area pending the arrival of other troops. In performing such a task, they operate similarly to horse cavalry except that larger reserves are withheld initially for the purpose of counterattack. When supporting infantry, they constitute a powerful striking force and are held initially in reserve prepared for rapid entry into combat when an opportunity for a counterblow is presented. In general, the role of the infantry is to create the opportunity, and the role of the mechanized units is to exploit it.

In delaying actions, mechanized units may be used as a reserve for the delaying force. They are located to repel<sup>14</sup> attacks from the flanks and to make limited objective attacks.

In withdrawals, the mechanized units supported by artillery and air, make limited objective attacks to throw the enemy into confusion and to give the supported troops time and space in which to withdraw.

Security depends largely on the efficiency of concealment, of supporting combat aviation and anti-aircraft artillery, and of ground security detachments in preventing discovery in bivouac and during movement. Timely warning from far reaching, aggressive air and ground reconnaissance is vital to protection against surprise. Natural barriers<sup>15</sup>, with their crossings or passes destroyed or blocked, and defended, provide a high degree of ground protection with economy of force. Camouflage, dispersion<sup>16</sup>, concealment, and high speed in movement, combined with the aggressive employment of combat aviation and anti-aircraft weapons, afford the best security against air attack.

Precautions and protection against attack, principally against air attack, are stressed during periods of refueling<sup>17</sup> and maintenance. Congestion<sup>18</sup> must be avoided. Maximum use is made of concealment and cover.

In co-operation with large forces, security may be provided initially by other troops so that mechanized operations may come as a surprise to the enemy. During subsequent operations, the superior commander may prescribe security measures to be performed by other troops for the protection of the combat elements, the mobile supply base, and the lines of communication. In all situations, columns or groupings are responsible for their own local security.

Bridges over unfordable<sup>19</sup> streams, passes through mountains, and other defiles<sup>20</sup> are seized in advance of the main body and protected against both ground and air attack. Existing natural barriers paralleling the direction of the advance are used to establish protected corridors for security of the mechanized units and the lines of communication.

During movement, frontal security is normally performed by column advance guards. In proximity<sup>21</sup> to the enemy armored forces, column advance guards are stronger and operate at a greater distance from the main body than when opposed by other hostile forces. Zones of responsibility are assigned to column commanders.

During long halts, and in bivouac, security is principally furnished by far reaching reconnaissance, by skillful<sup>22</sup> use of terrain and natural and artificial barriers, by depth of disposition in the halt area, by an outpost and by local security measures. In proximity to the enemy or behind the enemy lines, all around security is provided.

The area selected for a halt to assemble, reorganize, rest, and refuel should permit rapid communication with reconnaissance elements, and should provide natural terrain barriers, to hostile attack, particularly in the presence of hostile armored units. The halt area may be utilized as a base for the continuance of operations.

14. *repel* 擊退, 拒絕. 15. *barrier* 障礙, 障柵. 16. *dispersion* 疏散, 分散.  
17. *refuel* 重加(油料). 18. *congestion* 集結, 過密.

入敵後地區，遮斷敵運動之道路，攻擊其戰略預備隊與佔領重要之區域等。

機械化部隊須保持自由，利用其機動性之優越與敵以決定性之打擊；機械化部隊必須有機動性之步兵緊隨，以掩護此部隊之重新整備，并作夜暗時之掩護。

機械化部隊通常不使用於佔領防禦陣地。有時於戰鬥空軍支援之下準備完善時，可掩護其他部隊陣地之佔領，該部隊使用逐次之抵抗以完成此任務，倘情況需要，亦可用以佔領一地區以待其他部隊之到達，在執行此項工作時，其行動頗似騎兵，惟最初常控制一強大預備隊以爲逆襲之用，當支援步兵時，常組成一強大突擊部隊，最初控制爲預備隊，準備於一旦發現有反擊機會時，即迅速加入戰鬥，總之，步兵之任務在造成機會，而機械化部隊之任務乃擴張其戰果。

在逐次抵抗中，機械化部隊可用爲逐次抵抗中之預備隊，配置於能擊退敵自側翼攻擊之地點，並可實施有限目標之攻擊。

在轉進中，機械化部隊由炮兵及空軍之支援，行有限目標之攻擊，使敵方混亂，使支援部隊獲得撤退之時間與空間。

機械化部隊之警戒，全賴遮蔽，戰鬥空軍與戰防炮兵支援之效果，及利用地面警戒部隊，防止暴露於宿營與行動之時，遠向前方伸出，攻勢之空中及地面搜索，適時報告，在防衛奇襲上，甚爲重要，利用天然阻礙，渡口與隘路之破壞或阻塞，可節約兵力，獲得極良好之地面掩護；偽裝、疏散、遮蔽、迅速行動與戰鬥空軍及防空武器之積極聯合使用，爲對空中攻擊最良之警戒。

對於攻擊尤其是空中攻擊之警戒及防禦，在重加油料及保養檢查期中，應更加强，並避免過於聚集，儘量利用掩蔽與遮蔽。

在大部隊協同中，初期警戒可由其他部隊担任，則機械化之運用可造成對敵之奇襲，在爾後行動中，高級指揮官可規定由其他部隊担任各種警戒，以掩護戰鬥部隊，流動補給所與交通綫，無論在任何情況下，縱隊或各梯團均應負責其本身局部之警戒。

在主力部隊前進時，對不能徒涉河川之橋樑，通過山嶺之道路及其他隘路，均應行佔領，並須有對空及對地面攻擊之掩護，在前進方向有天然障礙之平行綫上，形成可供掩蔽之走廊地區時，則可用以爲對機械化及交通綫之警戒。

當行動中，第一綫之警戒，通常由縱隊前衛担任，在接近敵裝甲部隊時，縱隊前衛應予加強，其行動與本隊之距離，亦較與敵其他部隊接近時之距離爲遠，担任作戰之地區，皆有縱隊指揮官決定。

在長時間停留與宿營時，其警戒措施主賴進往遠方之搜索，與對地形及天然或人工障礙物之巧妙運用，駐留地區陣地之縱深配備，前哨及局部警戒方法等，在接近敵人，或在敵陣地後方時，當配置四周之警戒。

選擇停留之地區，作集合、整頓、休息及重加燃料時，須能與搜索部隊迅即通訊，並有對敵方攻擊尤其對裝甲部隊攻擊之天然地形障礙，停留之地區，在繼續行動時，應能利用爲一基地。

19. *imfordable* 不能涉過. 20. *défilé (défile)* 隘路, (縱隊前進).  
21. *proximate* 接近, 貼近. 22. *skillful (skilful)* 巧妙的, 敏捷的.

## 第十四章 河川攻擊之一般原則

### 導 論

第一次世界大戰以前，兵家對河川攻擊及登陸作戰，均認係作戰上最感困難之行動，而前次大戰除巴爾幹支戰場外，甚少大規模渡河或登陸作戰，獲得成功之例，故以拿破崙希特勒之蓋世英雄，對渡海攻英，猶望洋興嘆，一籌莫展，足肇其最後覆滅之基，第一次大戰，德國西戰場之攻擊厄於馬爾勒河之阻滯，予法軍轉移攻勢之機會，此次大戰，日軍面臨澳大利亞而不敢登陸，足留其為美軍反攻之基地，此兩大戰役，為當時雙方勝敗之樞紐，決定戰爭之命運。可知河川海峽，對作戰具有絕對之影響。

此次大戰之初期，德軍使用其快速部隊，以迅雷疾風之勢，擊破敵人。令法軍無暇澈底破壞渡河設施，而利用河川障礙，阻止德軍之前進，惟於其登克爾克大捷之後，仍未敢冒然攻英；日軍於其對外作戰中，對旅順、青島、香港、新加坡、巴丹之攻擊，均捨海正面之登陸戰，而專事陸正面之攻擊，蓋其根據戰史之研究，與部隊裝備之狀況，以為此係其最良好之方案。如渡河或登陸作戰均無勝算也。

惟此次大戰，美軍以空軍海軍之優勢，部隊裝備之優越，及兩棲部隊組訓之成功，發揮其極高度之機動性，并充分應用完備之渡河或登陸器材，故諾曼第、北非、西西里之登陸，萊茵之渡河攻擊，及太平洋逐島作戰，無不一反過去之史例，獲得順利之成功，此種成就，與其謂為戰場上之出敵意表，毋甯謂為在軍事思想與學術上着得先鞭，蓋希特勒意以能鞏固歐州之堡壘，乃東擊蘇聯；日軍以其囊括南太平洋諸島，自負有「水上長城」，躊躇滿志，殊不知竟俱以此肇其覆滅之端，可知軍事上之先知先覺，殊屬不易。吾人對此現實之史實，應予以深切之注意。

我國作戰綱要，對於渡河攻擊之諸法則，已有詳細之規定，惟此次大戰，渡河或登陸作戰，海陸空三軍之協同兩棲部隊或三棲部隊之運用，最新式渡河或登陸裝備器材之使用，似應加以補充與修訂。因此次大戰最珍貴與豐富之資料，無過於此，而作戰行動之複雜，各兵種配合之要求，戰況演進之激烈，亦為戰史上空前所未有，故須廣事蒐集，精審整理，以為現代軍事教育與未來作戰之準繩！

## CHAPTER XIV.

## GENERAL PRINCIPLES OF ATTACK OF A RIVER LINE.

Owing to<sup>1</sup> the restrictions which they impose upon movement and maneuver, wide and unfordable rivers exercise considerable influence on military operations. They are obstacles to any attack natural lines of resistance for defensive and delaying action.

Reconnaissance of a river line is essential both in attack and defense. The strength of a river line increases with the width and depth of the river and the velocity<sup>2</sup> of the current<sup>3</sup>. Other considerations with a tactical and technical bearing are the banks, the topography<sup>4</sup> of the adjacent<sup>5</sup> terrain, islands and tributaries<sup>6</sup>, the river bottom, the approaches to the river bank, the practicability of fords, and the danger to be expected from ice floes and freshets<sup>7</sup>.

The defenses of a river line can sometimes be outflanked. An attempt is made to deceive the defender as to the projected point of crossing. This is accomplished by making strong demonstrations and feints<sup>8</sup>.

When the defender is not actually holding a river line, an effort is made to anticipate him in the possession of the necessary crossings. Mobile forces are advanced quickly on a broad front to seize the desired crossings, and to occupy dominating terrain on far side of the river.

When the enemy is already in possession of a river line which cannot be turned, the crossing must be forced. When conditions are favorable, a river crossing may be forced by rapid and bold<sup>9</sup> means.

In an operation involving the crossing of a river, the actual crossing is only a means and not the end sought. The primary purpose is to get across quickly and economically and establish a bridgehead<sup>10</sup> which will protect the crossings of the remainder of the command.

In the establishment of a bridgehead there are usually three successive objectives:—

- (1) A position which will eliminate effective, direct, small arms fire from the crossing front.
- (2) A position which will eliminate ground observed artillery fire from the selected pontoon<sup>11</sup> bridge site, and which can be supported by light artillery on the attacker's side of the river.
- (3) A position which will eliminate all artillery fire from the bridge site and which will provide the necessary maneuver space on the enemy side of the river.

The assignment of river crossing objectives or missions to units must allow sufficient freedom to subordinate commanders so that successes can be fully exploited.

In the selection of crossing fronts and the crossing points, both tactical and technical requirements are considered.

The higher commander formulates his plan of action, based upon the selection of front or fronts.

Tactical groupings are assigned to each crossing front and are given instructions<sup>12</sup> regarding time of crossing, objectives, zones of action, assistance to adjacent units, and type and location of bridges to be constructed.

A portion of the command is held in reserve to exploit the most successful crossing.

Engineer troops and materiel must be made available early in the planning stage of the operation so that reconnaissances can be made and equipment prepared and properly disposed. Engineers with the necessary ferrying<sup>13</sup> and bridging material normally are attached to the leading combat teams making the crossing on each front.

When the necessary preparations have been made, the superior commander gives the order for the execution of the crossing.

The hour of crossing is determined by the superior commander.

Shortly preceding the crossing, the bulk<sup>14</sup> of the troops to make the crossing is placed secretly in concealed assembly areas out of hostile artillery range but within easy night marching distance of their crossing fronts.

1. owing to 因...之故. 2. velocity 速度. 3. current 水流 流通的.  
4. topography 地形, 地方誌. 5. adjacent 附近的, 接近的.  
6. tributary 支流的. 7. freshet 氾濫.

## 第十四章 河川攻擊之一般原則

寬闊而不能徒涉之河川，因其限制運動與作戰之實施，故在軍事行動上，有甚大之影響，河川為攻擊之障礙及防禦與逐次抵抗中之天然抵抗綫。

河川綫之偵察，無論攻擊或防禦，均屬重要，河川綫障礙之程度，與其寬度、深度及流速成正比，其他在戰術與技術上所應注意者，為河岸，附近之地形，島嶼及支流，河底，及接近河岸之通路，可能徒涉之地點，及可能之流冰與河流氾濫之危險。

河川綫之防禦，有時能遭側翼之包圍，攻者對於預定渡河之點，當力圖能欺騙防者，欺騙方法常作強力之示威與佯攻。

當敵人尚未確實領有河川綫時，應力求先行佔領必要之渡口，機動部隊迅速以廣正面推進，據有所要之渡口，並佔領對岸之瞰制地形。

當敵人已在河川綫佔領陣地不能迴繞時，當即強行渡河，如情況有利時，渡河應以迅速而勇敢方法強行實施之；關於渡河之作戰，其實際渡河不過為一方法，而非極終目的，其主要目的，為河速而簡便渡過河川并立即建立一橋頭堡，以掩護部隊中其餘部份之渡河。

建立一橋頭堡，通常有三個連續之攻擊目標：

- (1) 一為位置於該處，可排除渡河正面直接有效之輕兵器射擊。
- (2) 一為位置於該處，可排除我擇定浮橋位置上敵利用地面觀測之炮兵射擊，同時該處可得到河川我岸之輕炮支援。
- (3) 一為位置於該處，可排除橋位方面所有之炮火，同時於敵方河岸獲得一必要之運動地區。

對於各部隊指示渡河攻擊目標及任務時，應授與下級指揮官充份之自由，則成功可期圓滿擴張其戰果。

當選擇渡河正面與渡河點時，應兼顧戰術及技術上之要求。

高級指揮官依據一個或數個渡河正面之選擇，而擬定作戰計劃。

對每一渡河正面，應指定其戰術編組，並授與關於渡河時間、攻擊目標、作戰地區、與隣接部隊之協助，預定構築橋樑之形式與位置等訓令。

戰鬥部隊之一部，控置為預備隊，以擴張渡河最為順利所在之戰果。

工兵部隊及器材務須首先計劃有效使用之場所，俾開始偵察，即能整飭裝備並適宜放置，工兵部隊携其必要之渡河及架橋器材，通常配屬於各渡河正面之先頭戰鬥組。

當必要準備之工作完成，最高指揮官乃發出實施渡河之命令。

渡河時間由最高指揮官決定。

渡河直前之頃間，渡河部隊之大部，秘匿進入遮蔽之集結地區，該地當在敵砲火射程之外，但仍須易於夜間行軍至其渡河之正面。

8. *feint* (-ant) 佯攻, 佯為. 9. *bold* 大胆的, 勇敢的. 10. *bridgehead* 橋頭堡.  
 11. *pontoon* 浮橋. 12. *instruction* 訓令, 指導.  
 13. *ferry* 渡河, 渡口. 14. *bulk* 大部份.

Ordinarily all supporting troops go into position under cover of darkness on the night of the crossing. Leading Assault units move to final assembly areas where they are met by engineer troops with assault boats, footbridge, or other crossing means.

Final assembly areas have the following characteristics:—

- (1) Accessible<sup>15</sup> for trucks which bring up the engineer materiel.
- (2) Defilade.
- (3) Easy identification.
- (4) Concealment from air and ground observation.
- (5) Several direct and concealed routes to the crossing points.

The first assault waves<sup>16</sup> on each front, led by engineer guides, carry their assault boats from the final assembly areas to the waters edge and launch them on a abroad front. Lateral<sup>17</sup> movements and massing of troops at the river bank are avoided.

Departure from the final assembly areas is timed to permit leading units to cross simultaneously on a broad front.

After the first wave has landed and while the first wave is taking the first objective, the second wave of supporting infantry units is taken across the river, and the attack is continued without delay on the second objective.

The second objective having been taken, or the hostile light artillery neutralized, the superior commander normally directs the construction of the pontoon bridge (or bridges.)

Alternate bridge sites are selected in advance. Bridging equipment is held in readiness and concealed from observation until bridging operation is ordered. Transferring operations to an alternate site after the equipment is unloaded<sup>18</sup> at the first site is a time-consuming and difficult operation. Decision for such a move rests with the superior commander.

After the bridge has been constructed the remainder of the command is moved across, and a co-ordinated attack, if necessary, is made on the main objective.

Control during the actual crossing, on the selected front or fronts, and advance to the first objective is mainly a responsibility of the commander of the unit assigned the crossing front or fronts. After capture of the first objective control is assumed by the next higher commander who directs the attack on the second objective. The superior commander may direct a co-ordinated attack on the main objective.

The period of delay on each objective is as brief as possible. Every effort is made to conduct operations in such way that the main objective will be seized and held in the minimum period of time.

The artillery gives close and continuous support to the advance.

Anti-aircraft defense, both by ground units and aviation, is centered<sup>19</sup> around the crossing fronts and particularly around the pontoon bridges.

Smoke can conceal river crossing operations from ground observation but not ordinarily from air observation. It is frequently used during daylight hours in connection with feints or demonstrations in addition to concealing the actual crossing of the initial waves.

Close support by combat aviation is essential in all large offensive operations at river lines. Local air superiority is gained and maintained during the operation.

15. *access'ible* 可近的, 可至的. 16. *wave* 波, 波動. 17. *lät'eral* 側面的.



所有支援部隊通常藉夜幕之掩蔽，進至渡河位置，先頭衝鋒部隊進至最後集結地區，於此會合工兵部隊與衝鋒艇，徒步橋及其他渡河工具。

最後集結地區，當具下列特性：

- (1) 攜帶工兵器材之卡車易於到達。
- (2) 蔭蔽。
- (3) 易於識別。
- (4) 遮蔽空中及地面之觀測。
- (5) 有數條直接並遮蔽之道路通至渡河點。

各正面之第一波衝鋒部隊，由工兵領導，自最後集結地區攜帶衝鋒艇進至水邊分佈於一廣闊正面，並應避免在河岸作側面運動與部隊密集於該處。

自最後集結地區分進之時，當計算使先頭部隊同時在一廣闊之正面渡河。

在第一波已經登陸並到達第一攻擊目標後，第二波支援步兵，即刻渡河，毫不遲延，繼續對第二攻擊目標攻擊。

在第二攻擊目標已經佔領，或敵方輕砲兵已被制壓時，最高指揮官通常即指揮建築浮橋（或橋樑）。

橋樑之預備位置，應事先選擇，並將架橋器材妥為準備，在開始架橋命令下達以前，對觀察需有遮蔽，如裝備已在第一橋位卸下，再向預備橋位轉移，實為一費時而困難之動作，此種移動之決定當由最高指揮官負之。

架橋完成以後，其餘部隊亦即渡河，必要時協同對主要攻擊目標實施攻擊。

在選定正面實施渡河之指揮，與前進至第一攻擊目標，均由在此渡河正面部隊之指揮官負責，在第一攻擊目標佔領後，通常由較高級之指揮官負責以指揮攻擊第二攻擊目標，而最高指揮官應指揮對主要攻擊目標之協同攻擊。

在每一攻擊到達點停留之時間，應儘可能減短，一切力量當用以求在最短期間內佔領主要攻擊目標。

砲兵對部隊前進作近距離及連續之支援。

地面部隊及空軍之對空防禦，應集中於渡河正面，尤應集中於浮橋之四週。

烟幕可遮蔽從地面觀察渡河之活動，但通常不能遮蔽空中觀察，烟幕通常於晝間配合佯攻，或其他示威行動以遮蔽第一波部隊之真渡河。

在河川綫作大規模之攻勢行動，必需以戰鬥空軍作密切之支援，在此期中，應取得並保持局部之空中優勢。

## 第十五章 通信

### 導 論

通信業務爲軍中之神經系統，此次大戰，亦有長足之進步，尤以無線電之應用，極爲普遍，美軍各級部隊均有其各別之無線電機，如美國小組班排所用之 536 無線電話機，排連用之 B48 式或 300 式，營團用之 284. V100. V101. 及團師用之 399 式通信車等報話雙用機，我國現亦使用，性能均極良好，使用靈便，其他陸空通信用機，及長距離之報話機，尙另有保密之裝置，至廣播收音及播音之裝置，更不待論；以此種完備之通信設施，始能適應現代戰爭之要求，如一九四四年六月六日諾曼第之登陸，當時英軍之第八〇二及一〇一空運師，與美國之空運部隊，於 0900 時在德國諾曼第海岸防禦線後，查爾堡科恩地區降落，及 0314 時全部空軍對海岸防禦之轟擊，與 0550 時海軍之轟擊，0630 時，其由蒙哥馬利將軍指揮之美英聯合海運部隊，在長達五十英里之廣正面，第一批突擊部隊與戰車部隊，實行登陸，此種陸海空軍協同作戰，時間空間，均須絲絲入扣，不爽毫厘，其對通信連絡上之要求程度，當可想見。

次關於有線通訊之各項器材，均屬完備，如輕重雙程被覆線及放線車等，使用極爲便利，至戰場通信網之構成美軍主係運用通信軸，此即根據作戰計劃，沿行進概略方向，隨作戰之進展，向前架設幹線，並於適當地點，開設交換所，各部隊均可向幹線連絡，此種通信軸線，通常由上級指揮機構之通信隊負責設立，並經常維持其通信之靈活，如此通信上之職責分明，實施簡易，無論部隊前進或轉進，架撤便捷，運用靈活，此與我作戰綱要第一部第三十六條所示：「高級指揮官，通常須決定連絡中樞及連絡幹線」之趣旨，極爲符合，惟美軍將此項通信軸線，規定列入命令本文之中，並使其通過各級指揮所，及以後推進之位置，益以其完備充足之通信器材，完成架設上之要求，因此在作戰中指揮通信，極爲靈活確實，此誠足供吾人之借鏡。

## CHAPTER XV.

## SIGNAL COMMUNICATION.

Signal communication enables a commander to send and receive information and orders. It comprises every means which may be used within the military organization. It may be very simple as in the small units, or it may be very complex in the large organizations.

A "means of signal communication" is an agency capable of transmitting<sup>1</sup> messages. Agencies of signal communication embrace<sup>2</sup> the personnel<sup>3</sup> and equipment necessary to operate message centers, signal intelligence, signal supply, signal repair, and messenger, pigeon, radio, visual<sup>4</sup>, sound and wire<sup>5</sup> communication.

One of the terms most frequently met in your instruction on signal communication is the word "message". This term includes all instructions, reports, orders, documents<sup>6</sup>, photographs, maps, or other communications, in plain<sup>7</sup> language or code, transmitted by any communications agency.

The nerve-center<sup>8</sup> of operations is the command post. This is the location of the forward echelon of a headquarters during combat. It is from this place that tactical control is normally exercised and to which tactical information from subordinate units is sent. When the commander leaves his Command Post for any purpose, he maintains constant communication with it through the speediest<sup>9</sup> and most reliable means of signal communication available to him. Only by such means can his effectiveness as a tactical commander be constantly maintained.

One of the most difficult tasks during combat—especially when the action moves backward or forward—is to maintain continuity of command and signal communication. To secure this desirable result, the probable successive command posts should be selected well in advance. The "axis<sup>10</sup> of signal communication" is designated by naming these probable successive locations in the direction of movement. These points, however, may not actually be occupied by the command post, but the command post will move along this designated route. In this manner, subordinate units will know, at all times, where they can send their reports and messages or where they can receive orders or get verification<sup>11</sup> of such orders.

The signal system of each tactical unit is complete within itself. It also embraces the signal systems of subordinate units. It also forms an integral<sup>12</sup> part of the system of the next superior unit. All systems combine to form one co-ordinated system.

The following agencies of signal communication may be employed in the signal systems within the division and higher units:

- (1) Message centers.
- (2) Messenger—(Air Messenger; Motor Messenger; Motor-cycle Messenger; Horse Mounted Messenger; Foot Messenger.)
- (3) Pigeon communication.
- (4) Radio communication.
- (5) Visual communication—(Includes any of the following: Lamps; flags; panels<sup>13</sup>; pyrotechnics<sup>14</sup>; airplanes.)
- (6) Sound communication.
- (7) Wire communication (telephone, telegraph, teletype<sup>15</sup>.)

Responsibility for signal communication is a function of command. In general, the tactical commander is responsible for the installation, operation, and maintenance of all agencies of signal communication which form the signal system for his own unit. He is, therefore; responsible for the efficient functioning and co-ordination of signal communication in subordinate units.

In general, each tactical commander down to the battalion is provided with a special staff officer trained in the tactics and technique<sup>16</sup> of signal communication. In the higher headquarters (division or higher) this special staff officer is known as the Signal Officer. In units lower than the division, he is known as the Communications Officer. He is charged with the exercise of tactical supervision of signal communication for the entire command, and with initiating, through proper recommendations, the necessary measures for the training of personnel or subordinate units in signal communication for combat.

---

1. *transmit'* 傳送, 傳導.    2. *embrace'* 包含.    3. *personnel'* 人員, 人手.  
 4. *visual* 視象的, 用於視的.    5. *wire* 金屬線.    6. *document* 公文, 憑證.  
 7. *plain* 明示的, 坦白的.    8. *nerve-center* 神經中樞.

## 第十五章 通信

通訊聯絡使指揮官能收發情報及命令，此係包括軍事組織中，所用之各種器材方法而言，此在小部隊中，或尚簡單，而在較大之部隊中，則甚為複雜。

「通訊工具」，為可能傳達消息之機構，通訊之機構，包括收發室、通訊情報、通訊補給、通訊器材修理、傳令兵、傳信鴿、無線電、目視通訊、音響通訊及有綫電訊中，所有人員及裝備而言。

在通訊聯絡之指導中，常使用「消息」一詞，此詞係包括各項訓令、報告、命令、公文、照片、地圖及其他聯絡文書，而以明密電碼，藉各種通訊機構傳達者。

作戰之神經中樞為指揮所，此即為作戰期中司令部前進指揮所之所在，此處經常維持戰術之控制，及接收下級部隊呈送有關戰術之消息，當指揮官因故離開指揮所時，則必須有最速而最有效之通訊工具，使與指揮所常川保持聯絡，戰術上之指揮官必藉此種工具，始能經常保持其效能。

在戰鬥中——尤其向前或向後移動時——最困難之工作之一為通訊聯絡及指揮之繼續保持，如欲確保所望之效果，則必預先選定指揮所可能之連續位置。「通訊軸」指明規定在此種前進方向中可能連續之位置上，雖此各點未必恰為指揮所之所在地，但指揮所之行動必將依照所指定之路綫，依此方式，下屬部隊始可隨時得知何處可發送報告或消息，何處可獲得命令或得到此種命令之證明。

各戰術單位必須有其完全之通訊組織，同時包括其下屬部隊之通信系統，且亦構成其上級部隊通信系統完整之一部，所有之系統聯合成一協同之系統。

下列各種通信聯絡機構使用於師部或其以上單位之通信系統中：

- (1) 收發室。
- (2) 傳令人員（空運傳令人員，汽車傳令人員，機器腳踏車傳令人員，自行車傳令人員，騎兵傳令人員，步行傳令人員）。
- (3) 通訊鴿聯絡。
- (4) 無綫電聯絡。
- (5) 視號聯絡（包括：燈光，旗語，布板，烟火，飛機）
- (6) 音響聯絡。
- (7) 有綫電聯絡（電話，電報，電報打字機）

通訊之責任為一種指揮業務，戰術指揮官一般應負責其單位本身通訊系統中所有通訊聯絡機構之裝置、運用及保養事宜，并同時負責其下屬部隊中，通信聯絡之協同及業務效能之良好。

營以上之戰術指揮官，即有一會受通訊技術及戰術訓練之特科幕僚，在高級司令部中（師或師以上），此種特科幕僚稱為「通訊參謀」，而師以下之部隊中，則稱為「交通參謀」，此參謀負責各部隊中通訊聯絡之戰術上監督，并可以專門建議從事人員或下屬部隊關於戰鬥通訊聯絡訓練之必要方法。

9. *speedy* 迅速的. 10. *axis* 軸, 軸線. 11. *verification* 證明, 實踐.  
 12. *integral* 完整的, 全部的. 13. *panel* 布板, 畫板. 14. *pyrotechnic* 烟火的.  
 15. *teletype* 電報打字機 遠距離活字. 16. *technique* (*teknik'*) 技術.

This signal or communications officer, as a member of the special staff, assists the tactical commander in exercising his command functions relative to signal communications. In this, he acts as an adviser<sup>17</sup> to the commander and other members of the staff on all signal communications matters. He commands, so far as relates to training and tactical employment, all signal troops assigned to serve his headquarters. These two functions of staff and command, although vested<sup>18</sup> in the same individual<sup>19</sup>, are separate and distinct in that each involves different responsibilities and duties. The exercise of one should not be confused or permitted to interfere with the exercise of the other.

---

17. *adviser* 顧問, 指教. 18. *vest* 授以權.

此種通訊或交通軍官，為特科幕僚中之一員，對於與通訊聯絡有關諸事宜，輔助戰術指揮官執行其指揮業務；在此情形之下，其於有關通訊聯絡之諸事宜，彼為指揮官及其他幕僚之顧問，對有關訓練及戰術運用之事宜，彼可指揮司令部所轄之通信部隊，此指揮及參謀之兩種業務雖集於一身，然仍明確區分為二種職責，即當執行一種任務時，決不能妨害或影響其他一種任務之執行。

## 第十六章 軍隊衛生勤務

### 導 論

此次大戰，美國雖竭力使用空軍及砲火之力量，而其傷亡之大，仍爲其歷史上空前所未有。在歐洲戰場，其傷亡總額爲七七二，六二六人，太平洋方面爲一七〇，五九六人，其中死亡者共計二〇一，三六七人，較其第一次大戰死亡額增大四倍，而超過其南北戰爭時雙方陣亡之總數。然賴其衛生機構之健全，與醫藥治療之進步，使此次戰爭中因傷致死之死亡率，較之第一次世界大戰，減少一半以上，且能使百分之五八·八以上之傷兵得歸回戰地，重新服務。在其作戰後期兩年中，美國陸軍病院所治療之病人計九百萬人，其在各營舍中處治者約二百萬人，又給藥使其自療者約八十萬人，此種繁鉅之任務，僅由軍醫四萬五千人及同數之護士，與五十餘萬志願服務之人員完成，可知其組織之機構嚴謹，人材之選拔優良，故工作效率，能臻如此之強大。

同時因醫藥製造之進步，尤以盤尼西林 Penicillin、DDT之發明，醫療及防疫均有長足之進步，因此軍中之非因戰鬥原因致死之人數，減至年率千分之三，與同年過非戰時生活之死亡率約略相等，如與其歷史上戰爭比較，而墨西哥戰爭時，士兵死於疾病者爲百分之十，南北戰爭減至百分之七·二，西班牙戰爭減至百分之一·六，第一次大戰百分之一·三，此次大戰則僅百分之〇·六，可知近代醫藥昌明，已能大量減低戰爭之死亡率

我國抗戰中，新兵自徵調入伍，經新兵徵集所，而師管區轉補充兵訓練處，再編入正規部隊，其間輾轉疾病死亡之大，實屬驚人，至戰鬥間，重傷者十九難治，輕傷者治療遷延，其中不必要之消耗，又何可勝數，吾人今日如偶一回憶當時淒慘之情景，實令人猶有餘悸，如有精確之統計，以與美軍比較，則吾人將驚慚無已。推其癥結所在，當係機構、人員、醫材三者，遠不如人，惟欲此重要因素達到現代之標準，絕非一蹴可就，端賴吾人毋忘前事，重視生命，從基本上努力創建，以圖補救，須知軍隊衛生，如獲改進，則匪僅減少兵員之消耗，且能增進部隊之戰鬥效率，促進作戰行動之成功！

## CHAPTER XVI.

## THE ARMY MEDICAL SERVICE.

Troops have higher morale<sup>1</sup> and fight better when they know efficient medical care is available.

The mission of the Medical Service is to contribute to the success of the military operations. They do this by aiding in the conservation of trained manpower and through promoting<sup>2</sup> combat efficiency by dependable medical support.

The accumulation<sup>3</sup> of casualties<sup>4</sup> will restrict maneuver and movement of combat units and exert<sup>5</sup> a depressing effect<sup>6</sup> on other soldiers. Prompt and continuous evacuation<sup>7</sup> should be provided for in every situation.

## FUNCTIONS IN THE FIELD.

*On the March.*—On the march, troops are often spread out<sup>8</sup> over great distance. This increases the difficulty of providing necessary medical attention. To overcome this, we further decentralize<sup>9</sup> our medical service. The Surgeons march with their battalions, usually at the rear so they will be available to any man who drops out of the line of march on order of his squad leader. First Aid<sup>10</sup> is rendered<sup>11</sup> by the Company Aid men, who march at the rear of their unit for this purpose. The patient<sup>12</sup> is then left for the Surgeon to examine. In some cases, the soldier is relieved<sup>13</sup> of his pack or allowed to ride on some transport truck for the rest of the day. If he is very ill, he must be left at a march collecting post. March Collecting Posts are set up at regular intervals<sup>14</sup> by Division Medical Personnel. The Officer in Charge arranges for evacuation of all sick and wounded.

*Camps<sup>15</sup> and Bivouacs.*—In Camps or Bivouac the Regimental medical detachment sets up an aid station. Where Battalions are widely separated, separate dispensaries<sup>16</sup> must be established for each Battalion. Sick call is held daily, usually in the morning before drill<sup>17</sup>. Sick call should always be held again after a march or when the bivouac is established. Every dispensary should also provide a Prophylactic<sup>18</sup> Station, open on a 24 hours basis. Soldiers returning from pass report here if they have had sexual intercourse<sup>19</sup>.

Advance, Flank, and Rear Guards, must have medical attention. They are habitually accompanied by their appropriate portion of the medical personnel. Where they may have to function at great distances or are assigned a difficult mission, additional medical personnel may be attached.

Employment in Combat is based on the Commander's combat plan. Medical officers will make personal reconnaissance before recommending<sup>20</sup> locations for medical establishments. Support of the combat echelon is the object of all medical tactics. This support is rendered by carrying out the following duties:—

- (1) Finding, tagging<sup>21</sup>, and sorting<sup>22</sup> the wounded.
- (2) Preserving morale by early and continuous medical service. This will include the evacuation of wounded to the rear.
- (3) Examination of the dead and supervision of the sanitary<sup>23</sup> disposal of such casualties.
- (4) Preparing records of the dead and wounded (records of dead prepared by Grave Registration Service).
- (5) Collecting and preparing casualties for further evacuation.
- (6) Establishing necessary medical installations, to include Aid Stations, Clearing and Collecting Stations, Hospitals, laboratories, and medical supply depots<sup>24</sup>.

*Employment in the Attack.*—In an attack, the combat area moves steadily<sup>25</sup> forward. Therefore, the area where casualties may occur also moves forward. Medical installations must be prepared to move forward in support of the attack. Mobility of installations is necessary in an attack. The ability of installations to move forward will depend on prompt evacuation. An Aid Station cluttered<sup>26</sup>

---

1. morale 士氣. 2. promote 促進. 3. accumulation 壘積,堆積.  
 4. casualty 受傷之人. 5. exert 使發生. 6. effect 效果結果.  
 7. evacuation 後送,撤退. 8. spread out 伸展擴大. 9. decentralize 分散.  
 10. aid (ad) 救治,援助. 11. render 專任,報答.  
 12. patient 病人. 13. relieve 卸下,解除.



## 第十六章 軍隊衛生勤務

軍隊如有良好之衛生機構為其審慎服務時，必能提高士氣，及增強戰力。

衛生勤務之任務，為促進作戰行動之成功，此係由於使曾受訓練兵員力量之保持，及賴醫學之支持，增進戰鬥之效率。

傷亡過多，可影響戰鬥部隊之運動與作戰，並降低其他官兵之效能，故無論在任何情況之下，應保持迅速而不斷之後送。

### 戰地之業務

行軍：——在行軍時，部隊常伸展成長大之距離，而增加其所需衛生服務措施之困難，為克服此項困難，可分散衛生勤務部隊，軍醫官應隨本營行軍，并通常在隊伍之後尾行進，如此則可對經班長許可退出行列之士兵加以治療，救急之治療係由跟隨本連之後行進，專任救急之看護兵擔任，而後將患者留待軍醫官診斷之；在某種情形之下，士兵可卸下背包，或允許乘坐運輸卡車，以作整日之休息，如患者病勢沉重，則可留置於行軍收容所，行軍收容所係由師衛生人員於適當距離設立之，該所負責處理所有患者及傷兵之後送。

營舍及宿營地：——在營舍及宿營地區，由團衛生隊開設一繃帶所，如各營分散甚遠，則每營應設立一治療所，每日規定看病之時間，通常在午前操作之前實施，在每次行軍終了或在宿營地佈置之後，必須再行診斷，各醫務所，皆應設一預防站，日夜二十四小時開放，如士兵有性行為以後，應向該站報告。

前衛、側衛、及後衛，必須有衛生設施，習慣上皆係以原有衛生人員之一部隨行，如該部隊須在遠距離外服務，或有艱難之任務時，則須增加配屬之衛生人員。

在戰鬥時之使用，係基於指揮官之作戰計劃，軍醫幕僚應在建議衛生設施位置之前，事先親身偵察，衛生作業之目標，為支持戰鬥部隊，此項援助應擔負之責任如下：

- (1) 對於傷兵之搜尋、標識及分類。
- (2) 利用及時與不斷之醫療工作，保持士氣，此係包括傷兵向後方之輸送。
- (3) 死亡之鑑別及監督對傷者之醫藥治療。
- (4) 死者及傷者之登記。（死者之登記由戰地墳墓整理班準備。）
- (5) 收容并準備傷者之繼續後送。
- (6) 記立必需之醫療設施，包括救護站，收容及轉運站，醫院，化驗所，及醫藥供應站。

在攻擊中之運用：——於攻擊中，戰鬥區域逐次向前推進，故死傷者所在區域，亦逐次前移，衛生設施必須準備向前移動，以支持攻擊。在攻擊時所有設施，皆應有流動性，欲各種設施能向前移動，端賴迅速之後送，救急站常因傷者之蝟集而不

14. *in'tervals* 間隔 間斷. 15. *camp* 營舍 營 16. *dispensarj* 治療所 醫務所.  
 17. *drill* 教練 操練 18. *prophylactic* 預防法 防病的. 19. *intercourse* 交際 交通.  
 20. *recommend* 建議 推舉 21. *tag* 標識 懸圈. 22. *sort* 種類.  
 23. *sanitarj* 衛生的 養生的. 24. *depot* 軍需庫 棧房.  
 25. *staidly* 漸漸的 穩定的. 26. *clutter* 蝟集 混亂.

up with wounded cannot move forward. Company Aid men move forward with their units to render first aid and tag the wounded. Litter bearers<sup>27</sup> deploy with all elements on the approach march. They locate and remove wounded to the rear. They are expected to take advantage of all cover and defilade.

*Employment in the Defense.*—The medical service is employed somewhat differently in a defense. Medical installations are kept further to the rear. Obviously<sup>28</sup>, the length of litter haul<sup>29</sup> will not increase as in the attack. Therefore, aid stations can be completely installed. There is usually time for a systematic reconnaissance. Positions can be selected to provide defilade and cover for patients and medical personnel. It may be necessary, in a defense, to establish Company Aid Posts at or near the Company Command Post. Litter bearers may pick up wounded here at night or during lulls<sup>30</sup> in the fighting.

*In Retrograde Movement.*—The time factor becomes the most important in a retrograde movement. The number of casualties removed from any battlefield depends on time and means. In the advance or defense, time is usually available for the eventual<sup>31</sup> accomplishment of this task. Time is vital only as it affects the well being of the injured<sup>32</sup>. In a retrograde movement, however, time reaches the vanishing<sup>33</sup> point. Wounded may have to be abandoned to the enemy if not evacuated in time. To prevent this, we must increase personnel and means of evacuation. The Commander must see that these men and transport means are provided from other combat units. Where casualties must be abandoned, medical supplies and personnel to care for them are required to be left under provisions of International Warfare<sup>34</sup>. The casualty rate in a retrograde movement is difficult to estimate. It may be very heavy or it may be negligible<sup>35</sup>. All factors considered, however, we can assume they will be heavy. History has shown that retrograde movements are usually the most costly in casualties. Another important point to remember is that when a combat force is attacking, the direction and weight of combat is forward. When we assume the defensive, our weight and force is static<sup>36</sup>. This leaves clear the lines of evacuation to the rear. Empty transport is also available to the medical service for evacuation. However, in a retrograde movement, the combat direction and weight is also to the rear. This uncovers medical installations and precipitates<sup>37</sup> crises in their operation. Communications are disrupted and evacuation routes congested. There is no opportunity to use returning ammunition or supply vehicles for transporting wounded. The enemy can and may wreck our most carefully prepared plans. The medical officer cannot cope with this alone. If evacuation is to be successfully accomplished, the Commander must take positive action to facilitate the task.

### CAMP AND FIELD SANITATION,<sup>38</sup>

Sanitation in the field or camp is defined as<sup>39</sup> those practical measures for the preservation of health, and for the control and prevention of disease. The primary purpose of all sanitation is to maintain the maximum effective fighting strength of military personnel. Intelligent enforcement<sup>40</sup> of modern sanitary measures will greatly reduce losses from disease. Continued, diligent<sup>41</sup> attention is necessary to reduce the potential<sup>42</sup> threats of disease. The underlying fundamentals of military sanitation are the same as those of preventive<sup>43</sup> medicine in civil life. It is the responsibility of Commanding Officers of all grades to enforce sanitary regulations within their organizations.

Commanders are responsible for the health of their Command. They should follow the following method:—

- (1) Carefully check the site of a camp or billet<sup>44</sup> for sanitary features.
- (2) Provide potable<sup>45</sup> drinking water at all times.
- (3) See that efficient methods of waste disposal are used, particularly human waste.
- (4) Have medical officers inspect the messes and food supply.
- (5) See that their men have proper clothing for all kinds of weather.
- (6) See that barracks<sup>46</sup> and billets are clean, dry, well ventilated<sup>47</sup> and screened against insects.
- (7) See that their men are properly instructed in personal hygiene<sup>48</sup>.
- (8) Institute insect control programmes and check effectiveness.

27. bear'er 負擔者, 攜帶者. 28. ob'v'iously 明白的, 明顯的. 29. haul 所獲總數.  
 30. lull 沉寂, 平靜. 31. even'tual 完全, 終局的. 32. in'jure 損傷, 傷害.  
 33. van'ish 消逝, 消耗. 34. war'fare 戰爭, 戰役. 35. neg'ligible 輕微, 可忽略的.  
 36. static 固定, 平靜. 37. precip'itate 催促, 使爲.

能向前推進，各連之看護兵應隨同該部隊前進，担任急救及標誌傷者，各部隊接敵運動時，應有担架兵隨行，以收集及運送傷者至後方，担架兵應極力利用掩蔽及隱蔽。

在防禦中之運用：——衛生勤務在防禦中之使用，稍有不同，醫藥設施應盡量控置於後方，因担架兵所担任之距離顯然不若攻擊時之逐漸增加，故可將救急站建立完善，在此情形之下，有充分時間作有系統之偵察，可選擇適當之位置，以供患者及衛生人員之遮蔽及掩護，在防禦中，必須於連指揮所內或其附近設立連繃帶所，担架兵可由此在夜間或戰鬥沉寂時運送傷者。

在轉進運動中之運用：——在轉進運動中，時間為極重要之因素，在戰場上能搶救傷者之多寡，須視其時間與方法，在攻擊前進或防禦中，通常有較餘裕之時間，澈底完成此項任務，此種時間之重要性，僅求免對傷者之創傷治療蒙受影響，但在轉進運動中，時間逐漸消逝，設不能及時後送傷者，則將被敵俘虜，為預防此類事件，我應增加後送人員及工具，指揮官應注意是否可由其他戰鬥部隊供應衛生人員及輸送工具，在國際戰爭法中，規定對於負傷之俘虜，必須給予適當之醫藥治療；在轉進運動中，對於傷亡之數目甚難判斷，此數可甚繁重或甚輕微，但對各項因數之考慮，可假定傷亡將屬重大，據歷史昭示，在轉進運動中通常傷亡慘重；其他須注意之要點為：當作戰部隊在攻擊中，戰鬥之方向及重點係向前移動，如實施防禦時，則部隊及重點較為固定，在此情形之下，顯然保有向後輸送之路線，空回之運輸工具，可由衛生人員利用以行後送；但在轉進運動中，戰鬥方向及重心皆向後移；處此狀況，則無法掩護醫藥設施，並使其作業陷於困境，交通遭受擾亂與後送道路阻塞，對於回程之彈藥或其他補給車輛，又無機會加以利用，敵人或將且可能隨時破壞我方週密準備之計劃，衛生人員不能單獨應付此種局面，如欲後送順利進行，指揮官須以確切行動協助其任務之達成。

### 營舍與戰地衛生

營舍或戰地衛生之涵義，即關於保護健康，與控制及預防疾病之各種實際辦法，一切衛生設施之重要目的，在保持軍隊人員之最高戰鬥效能，近代衛生知識之昌明進步，大量減低疾病之死亡率，對衛生方面須加以繼續而勤謹之注意，以減少疾病可能之威脅，軍事衛生與公共衛生之基本原則大至相同，在所有部隊中，指揮官負責厲行本部隊各級之衛生規則。

指揮官應負責所轄部隊之健康，此可依照下列各種方法：

- (1) 注意選擇營舍或駐地使合於衛生要求。
- (2) 無論在何時期均有可飲之水備用。
- (3) 對於廢物垃圾，應有適當之處理方法，尤以對於便溺。
- (4) 使衛生人員視察伙食及食物之供給。
- (5) 使所有人員，對於各種氣候皆有適當之被服。
- (6) 使營房及宿舍保持清潔、乾燥、通氣良好、并裝有紗窗以防昆蟲。
- (7) 使所屬人員特別講求個人衛生。
- (8) 規定殺蟲辦法並檢查其效果。

38. *sanitation* 衛生. 39. *define as* 明定範圍, 明顯的. 40. *enforcement* 進步, 堅執.  
 41. *diligent* 勤勉的. 42. *potential* 可能的. 43. *preventive* 防止的, 防病的.  
 44. *bill'st* 軍隊駐宿地, 目的地. 45. *pot'able* 可飲的. 46. *barrack* 兵營.  
 47. *ventilate* 通風, 通氣. 48. *hygiene* 衛生之道.

*Control of Communicable Disease.*—Communicable diseases are those which can be transmitted from one person to another. Communicable diseases as a group usually account for a large part of the admissions to Army hospitals. The experience of military forces has shown that by intelligent application of modern preventive measures, these diseases may be controlled.

*Communicable disease are classified as:—*

- (1) *Respiratory*<sup>49</sup>.—Those diseases in which the germs are eliminated through discharge from the nose, throat, and lungs. Sneezing<sup>50</sup>, coughing<sup>51</sup>, and spitting are the usual methods of transmission.
- (2) *Intestinal*<sup>52</sup>.—Those diseases which develop in the digestive<sup>53</sup> tracts<sup>54</sup> and are eliminated through urine<sup>55</sup> and bowel movements.
- (3) *Insect Borne*.—Those diseases which are transmitted by blood-sucking insects. In these diseases, the germs are contained in the blood and cannot escape or be transmitted except by the bite of an insect. The insect much suck the blood from the infected person and carry it to the susceptible<sup>56</sup> person by bite.
- (4) *Venereal*<sup>57</sup>.—These diseases are usually transmitted during sexual intercourse. The case is extremely rare where an infected woman is not the cause.
- (5) *Miscellaneous*.—Those diseases which are preventable, but which do not readily fall into the groups above. Among these are tetanus<sup>58</sup> (lockjaw), rabies<sup>59</sup>, ringworm<sup>60</sup>, scabies<sup>61</sup>, and anthrax<sup>62</sup>.

*Spread of Disease.*—Three factors are essential to the spread of any communicable disease; a source, a mean of transmission or a susceptible individual. By source, we mean either a person ill with the disease; a "carrier" who may be a person who, although<sup>63</sup> not ill, carries in his body the germs and may transmit them to other persons; and lastly, animals are often the source of disease such as bubonic<sup>64</sup> plague, spotted fever, and others. "Carriers" commonly known are typhoid<sup>65</sup> fever, diphtherial<sup>66</sup> and various types of dysentery<sup>67</sup>.

By transmitting agencies, we mean the close contact with those ill or "carriers", various utensils or objects containing disease germs, and the insects such as the mosquito which may carry the disease.

The air, hands, eating utensils, or towels<sup>68</sup> may serve to carry germs from one person to another. Water and food are important transmission agencies of diseases eliminated from the intestinal tract. Flies, lice<sup>69</sup> and mosquitoes may carry the germs of disease.

By susceptible we mean one who is not immune<sup>70</sup> to a disease. Certain persons have developed immunity by an attack of the disease such as small-pox<sup>71</sup> of typhoid fever. Other persons are rendered immune by vaccination<sup>72</sup>. Every soldier should be inoculated against such diseases as typhoid fever, small-pox, yellow fever, cholera<sup>73</sup>, tetanus, and typhus<sup>74</sup>.

Control of transmitting agencies may be accomplished by proper ventilation<sup>75</sup> of barracks and prevention of over-crowding; by proper purification<sup>76</sup> of water; by sanitation in the messes both of food and personnel; by proper disposal of waste, particularly human waste; by a rigid<sup>77</sup> insect control program; and by strict regulations regarding venereal control. Protection of the command often requires Quarantine<sup>78</sup> to segregate<sup>79</sup> diseased persons to prevent spread of disease.

49. res'piratorĭ 呼吸器. 50. sneeze 噴嚏. 51. cough 咳嗽.  
 52. intes'tinal 腸的. 53. digestive 消化. 54. tract 器官, 地域. 55. ur'ine 尿  
 56. suscep'tible 易感受的. 57. véné'ral 性病, 花柳病. 58. tet'anus 破傷風.  
 59. rab'ies 狂犬病. 60. ring'worm 輪癬, 金錢癬. 61. scab 疥癬.  
 62. an'thrax 瘡癘. 63. although 雖然. 64. bubon'ic 橫痃.

控制傳染病：——傳染病係可由一人傳染至他人之病症，在陸軍醫院中，傳染病常佔各項病症中一大部份，根據軍隊中之經驗，可知由於精密應用現代化之預防方法，傳染病實可控制。

傳染病可分類如下：

- (1) 呼吸器官病：  
此類疾病之細菌由鼻、喉及肺之排洩物傳播，噴嚏、咳嗽、吐痰、皆為通常之方法。
- (2) 腸器官病：  
此類疾病，在消化器官產生，由尿及糞便傳播。
- (3) 昆蟲傳播病症：  
此類疾病，由於吸血昆蟲而傳播，此種病菌生存於人血中，除非經昆蟲之吮注不能傳播，昆蟲必須吸吮患者之血，而傳入有感受性者血中，以傳播疾病。
- (4) 性病：  
此類疾病通常由於性交而傳染，此病之患者，由其他媒介而傳染者極少，有病毒之婦女為傳染之主因。
- (5) 其他：  
此類疾病可以預防，但並不屬於上列各類，如破傷風（牙關緊閉），狂犬病，輪癩，疥癬，及瘡癤。

疾病之傳播：——傳染病之傳播，依三種主要因素：一為來源，一為傳染媒介，一為易染者；以病源而論，不僅患者可為傳某病之來源，而「傳播者」，亦為一來源，彼雖未患病，但彼身體中含有細菌，可以傳染他人；此外，獸類亦為若干病症之來源，如黑死病，斑疹傷寒等，至於「傳播者」傳染之病症，為傷寒，白喉，及各類痢疾。

傳染媒介，意指凡與患者或「傳播者」密切接觸，含有病菌之各種用具與物件，及昆蟲如蚊子皆為傳染媒介。

空氣、手指、食具或手巾等，亦可將病菌由一人傳至他人，除腸器官病不計外，水與食物乃為主要之傳染媒介，蒼蠅、蝨子及蚊蟲均傳播疾病之細菌。

所謂易染者，即其對某種疾病無免疫性之人，某種人對若干病症，如天花傷寒等之侵襲可產生免疫性，若干人則注射防疫針以資防疫，每名士兵皆應採取防疫措施，預防傷寒、天花、黃熱病、霍亂、破傷風、及斑疹傷寒。

控制傳染媒介之方法：使兵營有良好通風及防止過度擁擠；飲水之特別清潔；於飲食方面，注意食品及伙夫之衛生；廢物垃圾特別是便溺之處理；有嚴密之滅蟲辦法，及對性行為之管理有嚴格之規定，為保護軍隊起見，吾人必需將患者檢疫隔離以阻止疾病之蔓延。

65. typhoid 傷寒症. 66. diphtheria 白喉. 67. dys'enterý 赤痢. 68. tow'el 手巾.  
69. lice (pl. of louse) 蝨. 70. immune' 免疫的. 71. small'-pox 天花.  
72. vaccina'tion 預防注射, 種牛痘. 73. chol'era 霍亂, 虎列拉.  
74. typh'us 斑疹傷寒, 腸室扶斯. 75. ventila'tion 通空氣. 76. purifica'tion 清潔的.  
77. rig'id 嚴密的, 堅決的. 78. qua'rantine 檢疫 隔絕. 79. seg'regate 隔開, 分離.

## 第十七章 追 擊

### 導 論

今日之戰爭爲科學戰爭，雙方儘量運用機械力量，以求戰勝。故作戰時，如火器威力能壓倒敵人，以開戰勝之端，則應發揮一切可能使用之力量，猛烈追擊，以求澈底打擊并殲滅敵人，此與火器時代以前，純以人力獸力交戰之情景，截然不同。孫子所云：「窮寇勿追，窮追則計生而力奮，獸窮則撻，鳥窮則搏，寇窮而返，追之則彼必爭矣，故不可追」之原則，不復適用於今日，蓋孫子處當時人力鬥爭時代，以鳥爲喻，謂困獸猶鬥，窮尤反噬。人之心理。亦有類此，故當適可而止，不可窮追。且人力之差，懸殊有限，如「窮追」或將轉換爲「追窮」，而自陷於不利；然此種顧慮在機械方面，鋼鐵無情，不復有此現象。

我國作戰綱要第二部第二七〇條有云：「欲使完成戰勝之效果，須行猛烈果敢之追擊，然當戰勝之後，一般多以目前之成功爲滿足，而躊躇果敢之追擊，常使功虧一簣，故各級指揮官，應以極鞏固之意志，斷行追擊」，又云「追擊之主眼，在迅即捕捉敵人，而殲滅之。故須向『廣而且深』之敵方突進，以遮斷其退路，并由諸方面包圍敵人，或將敵壓迫於其背後連絡線以外，及敵所不欲之地點，掩捕而殲滅之」，此種新時代之追擊主義，亟宜深刻認識，而本篇謂追擊爲指揮官之黃金機會，即同此意也。

## CHAPTER XVII.

PURSUIT.<sup>1</sup>

There is a "golden opportunity" for every commander of troops, which, when it comes, must be grasped<sup>2</sup> without delay. That moment comes when the enemy is no longer able to maintain his position and endeavors to escape by retreat. That offers the wide-awake commander an opportunity which will result in disaster<sup>3</sup> to the enemy if proper advantage is taken of it.

The pursuit is launched when the commander recognizes that the enemy is having difficulty in maintaining his position. There are many indications of this state of affairs. It is indicated by the continued advance of the troops in a decisive direction and the capture of critical objectives; by increasing numbers of prisoners; by a low state of morale<sup>4</sup> among the prisoners; by the number of abandoned weapons of all sorts; by an ever-increasing number of enemy dead on the battlefield; by a lessening of hostile artillery fire, and from reports from intelligence that the hostile force is withdrawing.

Effective pursuit requires leadership and exercise of initiative to the highest degree throughout the command. All commanders in the attacking echelons push their troops onward as rapidly as possible and attempt to instill more and more aggressiveness through all ranks. Pursuit, once started, must be pushed to the full limit of endurance<sup>5</sup> of men, animals and equipment. There must be no opportunity given to the retreating enemy to re-organize his forces and re-constitute his defense.

There can only be one object of the pursuit. That is the destruction of the hostile forces. The enemy must not only be pushed and fiercely<sup>6</sup> attacked from the front, but there must be enveloping movements on his flanks. Too, there must be an attempt to get force across the enemy's lines of retreat. Every agency must be used to maintain pressure, destroy his materiel and personnel and to terrorize<sup>7</sup> the retreating troops. Morale of his forces, which has been shaken, must be converted into panic<sup>8</sup>! The retreat of these hostiles must become a rout and the pursuit must move in and destroy the enemy unit by unit, and man after man.

Prior to the initiation of the pursuit, careful preparatory measures must be taken. Necessary plans and orders will be given to subordinate units so that the tactical plans will be co-ordinated. Reserves should be located so that they will be readily available wherever there is a good opportunity to use them. Artillery and other necessary units are attached to the forces making the direct pressure<sup>9</sup>. Objectives must be assigned in advance of the starting of the pursuit. Forces which are to make the envelopments and the encirclements are chosen and instructed as to just where their movement will be made.

The pursuit is made, generally, on a wide front. If it is available, motor transportation is used to speed up the movement. It is often necessary that the encircling forces have motor transportation in order that their mission may be successfully completed.

The forces engaged in the direct pressure and in the encircling maneuvers are assigned zones of action, and objectives designed to bring the pursuit to a decisive conclusion. Such zones of action may be around the flanks or through the wider gaps which have opened up in the hostile dispositions, or may be a continuation of the existing zones of action.

Supporting combat aviation will be used during the pursuit to interdict communication centers in the enemy's rear areas; on hostile columns in retreat; and on hostile reserves endeavoring to reconstitute the defense. Observation aviation reconnoiters the roads in the enemy's zone of retreat to keep contact with the retreating columns and to locate any movement of the hostile reserves which are striving<sup>10</sup> to reinforce the enemy or to initiate a new defense line or delaying position.

1. *pursuit* 追擊, 追逐. 2. *grasp* 把握, 攫取. 3. *disaster* 致命打擊, 橫禍.  
4. *morale* 士氣, 軍紀. 5. *endurance* 效能, 耐久力.

## 第十七章 追擊

各部隊指揮官有一絕好機會，當此機會來臨時，須及時把握，切莫遲延，此一瞬間即為敵人不再維持現有陣地，而企圖撤退而逃逸之時，此予卓越之指揮官以良好機會，如運用切合機宜，則結果可致敵之死命。

指揮官如發覺敵人已不能保持其現有陣地時，應發起追擊，此種事態之徵候頗多：如我軍能向決定方向不斷前進與佔領主要之目標；敵俘數量之增多；敵俘士氣之低落；各種武器之大量遺棄；敵屍數量在戰場上逐漸增加；敵砲火之減少；及從情報之報告中均可得悉敵軍實行撤退。

追擊之效果，端賴部隊具有高度機動之能力及優越之指導，攻擊部隊之各級指揮官，必須使其部隊盡可能迅速推進，並使各級部隊不斷向前深入敵陣，追擊一旦開始，必須使所有人員、驢馬及裝備之效能發揮至最高度，務必使敗退之敵，絕無時機重整部隊及再事抵抗。

追擊之唯一目標，在殲滅敵人，故不但應向敵正面推進及猛烈攻擊，並須向其側翼包翼，且需極力試以部隊突過敵之撤退綫，一切機構必須用以持續壓倒及消滅敵軍人員及資材，而威脅其整個退却之部隊，使敵動搖之士氣變為驚恐，敵如此撤退必至潰亂，而追擊之實施必須深入猛進，相繼殲滅敵軍之兵員與部隊。

追擊發起之前，務須先審慎計劃，須將必要之計劃及命令給與所屬部隊，如此則戰術行動可得聯絡；預備隊必須妥為控置，以便遇有良好機會時，立即可以使用；以砲兵及其他必需之部隊配屬於直接壓迫敵人之部隊，在追擊開始之前，必須指明目標，實施包圍或迂迴之部隊，必須選擇并告以預定行動之地點。

追擊通常以廣正面行之，如利用汽車運輸時，可增加其行動之速度，尤以迂迴之部隊，常需以汽車運輸，俾能圓滿達成其任務。

任直接壓迫及迂迴敵軍之部隊，必須指示戰鬥地區，並指定決定完成追擊之目標，此種戰鬥地區，或為包圍敵之翼側或為敵陣地已造成之廣闊間隙，或為現在戰鬥地區之延續。

追擊中，支援之戰鬥空軍，用以破壞敵後方之交通樞紐、敵撤退中之縱隊及企圖重整抵抗之敵預備隊；偵察機偵察敵區之退却道路，並與退却部隊保持接觸，確定敵預備隊企圖增援之行動：或重整防禦，或實行持久抵抗之陣地。

6. *fiercely* 猛烈的      7. *terrorize* 脅迫, 威壓.      8. *panic* 恐慌的, 驚慌的.  
9. *pressure* 壓迫      10. *strive* 努力, 奮勉.



## 第十八章 地圖與空中照片之判讀

### 導 論

戰爭之實行，必在某一定之空間，而空間爲作戰指揮上時間及兵力支配之基礎。現今軍隊機動性大，活動範圍廣闊，故一切行動，均須依據地圖，而戰鬥間，以兵器進步，射程增大，常可利用精確之地圖，以行射擊，又對於堅固陣地之攻擊，爲確定其細部工事及兵力部署，必須利用空中照相。惟欲充分應用此種地圖與照片，則須經相當時間之技術訓練，始能期其運用之熟練與精確。

我國對地圖與空中照片之判讀，在地形學教程上有詳細之研究，然一般典令中，未經列入，其意或係爲下級幹部無需此項智識，實則時代進步，標準提高，即士兵亦須具有此種判讀之能力。

今後作戰演進迅速，活動地區擴大，且國際戰爭，須行動於外洋異國，故此種軍事教育上最基本智識，特須加以注意，同時此項教育，不僅須授以應用之原理與法則，尤應注意作業與實地演習，方能澈底明瞭，運用純熟。

本章關於方向判定，座標，方向角之使用，與等高綫偏差之解釋，及空中相片上地形地物之識別，均有簡明之敘述，可供參攷。

## CHAPTER XVIII.

MAP AND AERIAL<sup>1</sup> PHOTOGRAPHY READING.

## 1. Definition.

A map is a drawing composed of conventional signs representing a small portion of the earth's surface. In other words, it is a picture of the ground seen from above.

## 2. Necessity for Training.

In modern warfare, it is necessary that officers of all grades know how to read maps and aerial photographs. The careful study of maps assists higher commanders in making tactical decisions. The use of maps aids the commander in forming orders to his subordinate commanders. Higher commanders find it necessary to refer to maps in moving their units into assigned areas, in designating boundaries and objectives, and in controlling the fire of supporting weapons. Mobile striking forces are often assigned missions requiring that they move long distances with only a map as a guide. Aerial photographs are often used as maps. For this reason, it is equally necessary that training be given in the use and reading of aerial photographs.

## 3. Maps and Aerial Photographs.

Types of maps and aerial photographs issued to troops will vary a great deal depending on the location of operations. Large scale topographic maps are very desirable for tactical operations of small units. These exist only for limited areas, however, so the commander may expect maps of lesser accuracy. These may be in the form of any or all of the following substitutes<sup>2</sup>:—

- (a) Maps made in the field from existing maps by engineers and draftsmen<sup>3</sup>. These may be hasty sketches<sup>4</sup> of a desired portion of a small scale map, with the scale of the sketch changed as desired. On the other hand, it may be possible that they will be carefully reproduced topographic maps, accurate and in detail.
- (b) Map substitutes may be a direct reproduction of wide coverage<sup>5</sup> photographs. They may be reproduction of photomaps or mosaics<sup>6</sup>. Or they may be reproductions of provisional maps. The term "photomap" is a general term used to describe reproductions of different types of aerial photographs. A "provisional map" is made by compiling<sup>7</sup> existing map detail. Provisional maps are also made by tracing aerial photographs. "Mosaics" are assembled aerial photographs of a large area, each photograph being trimmed<sup>8</sup> and matched at the edges so as to appear as one large photograph.
- (c) Sketches made in the field by forward observers with front line units. These will be inaccurate as to scale but will be valuable in that they will supplement information shown on maps.
- (d) Battle maps are prepared from aerial photographs on a scale of 1:20,000. These are suitable for tactical and technical needs of all arms. Normally, this type of map will not be available for any large area for a considerable time after start of hostilities in that area.

## 4. Map Classification.

Military maps are generally classified according to scale as follows:—

- (a) Small scale strategical maps (varying from 1:1,000,000 to 1:7,000,000) for general planning and for strategical studies by commanders of theatres, group armies, and of armies.
- (b) Intermediate<sup>9</sup> scale maps (varying from 1:200,000 to 1:500,000) for planning operations, including movements, concentrations and supply of troops.
- (c) Medium scale maps (varying from 1:50,000 to 1:125,000) for strategical, tactical and administrative studies by commanders of units ranging from regiments to armies.
- (d) Large scale tactical maps (approximately 1:20,000) for the tactical and technical battle needs of artillery and infantry.

1. *aerial* 空中的. 2. *sub'stitute* 代表, 代替. 3. *draftman* 繪圖員.  
4. *sketch* 描繪, 素描. 5. *cov'rage* 遮蔽.

## 第十八章 地圖與空中照片之判讀

### 1. 定義：

地圖係各種規定形式之符號，描畫編組以表示地球表面之一小部份，換言之，即如在空中觀察地面之景象。

### 2. 訓練之重要性：

現代戰爭中，各級軍官均須熟練地圖與空中照片之判讀，地圖之細密研究，足以輔助高級指揮官作戰術上之決定；應用地圖，可補助指揮官對所屬部隊下達命令，高級指揮官調動部隊至其指定之地區，或指示戰鬥地境與攻擊目標，及控制支援武器火力時，必須參考地圖；機動突擊部隊，常負有向遠處運動之任務，此則惟有地圖可作依據；空中照片常與地圖之用法相同，因此，空照片之判讀與訓練，亦同屬重要。

### 3. 地圖與空中照片：

地圖與空中照片之種類，因使用部隊作戰地位之不同而大有差異，大比例尺之地形圖，極合小部隊之戰術上使用，但僅係有限地區之細部實況，指揮官常欲獲得更精確之地圖，此可由下列一種或各種方法替補之。

- (a) 工兵與繪圖員，在戰地按照原有地圖所繪之地圖，此圖可於匆忙中繪成所望局部地形之小比例尺地圖，此種要圖之比例尺，可依需要而變更；且由此圖，亦可精密複製為正確而詳細之地形圖。
- (b) 地圖有時可直接以大梯尺照片替代，此種照片可複製為照片地圖或接合圖或暫用地圖，照片地圖一詞，係指各種不同之空中照片翻製地圖之總稱；暫用地圖，像就原有地圖編繪其細部，亦可就空中照片描繪製成；接合圖為集合一大區域之空中照片，加以拼修，互相連接，即可成為一大照片。
- (c) 戰場前綫部隊之前方觀測人員所製成之要圖，此種要圖之比例尺雖不甚正確，然常能用以補足地圖上之情形，故亦有其價值。
- (d) 戰鬥地圖係就空中照片製成，其比例尺為 1:20000。此圖適合各兵種戰術及技術上之需要，然常不能於交戰後之緊要時間內，製成該地區之廣大地圖。

### 4. 地圖之分類：

軍用地圖，通常按比例尺分類如下：

- (a) 小比例尺戰略用地圖（自1:1,000,000至1:7,000,000不等）。地種地圖通常為戰區司令，集團軍總司令，或軍司令官戰略研究及一般計劃之用。
- (b) 次小比例尺地圖（自1:200,000至1:500,000不等）。  
此種地圖係用於計劃作戰，包括部隊之運動、集中與補給。
- (c) 中比例尺圖（自1:50,000至1:125,000不等）。  
此種地圖，常為團至軍之指揮官，研究戰術、戰略或後方勤務時用之。
- (d) 大比例尺戰術用圖（大約為1:20,000）。  
常係步兵或砲兵在戰術或技術上需用之。

6. *mosaic* 接合,合成整體. 7. *compile* 編繪,編製.  
8. *trim* 修剪,拼飾. 9. *intermediate* 次小的,居間的.

## 5. Scales.

The scale of the map is a first consideration in map reading. The scale is the relation between measurements on the map and distance on the ground. It is expressed in one or more of the following ways:—

- (a) Words and figures may denote the scale such as 3 centimeters equals 1 kilometer. This means that 3 centimeters on the map is the equivalent of one kilometer on the ground.
- (b) Representative<sup>10</sup> fractions (usually abbreviated RF) may indicate the scale in the following manner:  $\frac{1}{65,000}$ . This fraction expresses the ratio between any given distance and the corresponding distance on the ground. In other words, one unit on the map is equal to 65,000 of the same units on the ground. Identical units must be used on the map as on the ground.
- (c) Graphic<sup>11</sup> scales are usually printed on the lower margin of the map. They resemble a small ruler. The scale is divided into parts that are marked to show the distance each length represents on the ground. American military maps are usually graduated into mile units, as well as in yards. Maps of other nations are usually graduated into meters and kilometers.




FIG. 1.

6. Degrees and Mils.<sup>12</sup>

Two methods of angular<sup>13</sup> measurement (degrees and mils) are in common use in most armies. Study the chart in the following paragraph. If the circumference of a circle is divided into 360 equal parts, the angle at the center between any two adjacent lines is one degree. The degree may be further divided into 60' (minutes) and each minute may be divided into 60" (seconds). Thus an angle may be designated: 127° 45' 23".

FIGURE 2 illustrates the mil as a measurement of an angle. Divide the circumference of a circle into 6400 equal parts. The angle at the center between any two adjacent lines is known as a "mil". Thus it is seen that 360° equals 6400 mils. It is then computed that 1 degree equals 17.8 (approximately 18) mils.

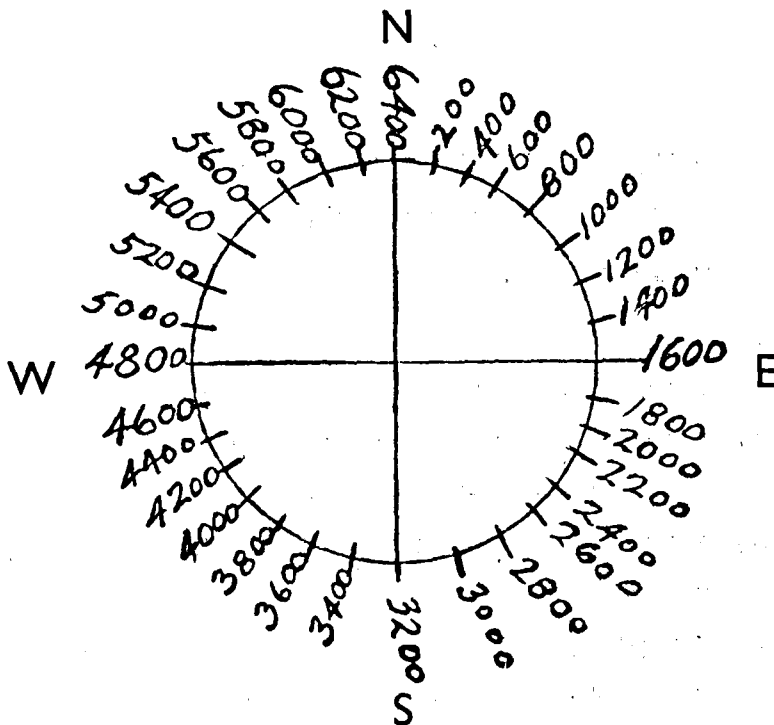


FIG. 2.

10. *représen'tative* 圖畫,表示. 11. *graph'ic* 圖的繪畫的.


## 5. 比例尺：

地圖讀法中，最先應注意者為比例尺，比例尺係地圖上尺度與實地距離二者之關係，此可以下列一種或數種方法表示之。

(a) 文字與數字表示，如謂「三公分等於一公里」，其意即係地圖上三公分，等於實地上一公里。

(b) 分數表示（縮寫為 RF）。如指示比例尺為  $\frac{1}{65,000}$ ，此種分數，表示圖上任一距離，與實地相關距離之比例；換言之，即地圖上一單位，等於實地上 65,000 個同一單位。此法實地所用之單位，必須與地圖上之單位相同。

(c) 比例尺圖，通常附印於地圖下廓之邊緣，如一小尺，按比例分成刻劃，此刻劃所表示之距離，即表示實地上距離；美國軍用地圖，通常以英里或碼作單位，其他各國多以公尺及公里作單位。（見圖一）



圖一

## 6. 度數與密位：

角度測量之二種方法（度數與密位），為各國陸軍所常用，現就下圖研究之：假定一圓面之圓周，分為 360 等分，由圓心與圓周任何兩鄰點連線所成之角為一度°，

一度可分為 60'（分），而一

分又可分為 60"（秒），如此

對於一角度，可以  $127^{\circ} 45' 23''$

表示之。如圖二所示，為顯示

密位測量角度之用，此係將一

圓面之圓周，分為 6400 等分，

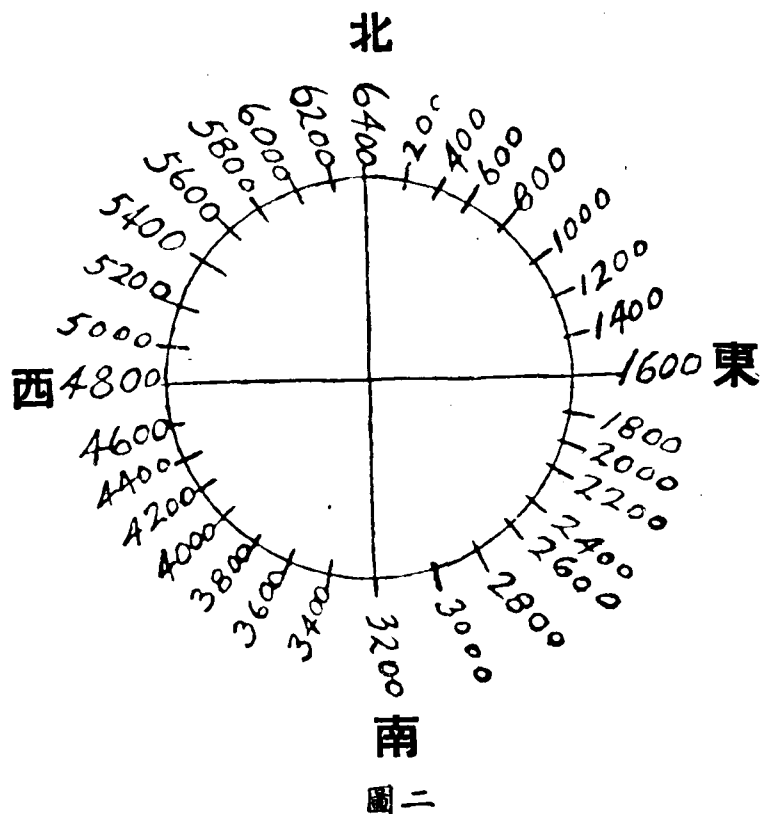
圓心至圓周兩鄰點連線所成之

角，即為一密位。如此可知

360 度相等於 6400 密位，計算

1 度等於 17.8（約為 18）密位

。（見圖二）



圖二

### 7. Direction and Azimuth.<sup>14</sup>

The azimuth method of describing direction has been adopted in the United States Army. It is a method of describing one point on a map or on the ground with reference to some other point. It is nothing more or less than a clockwise measurement in degrees (or mils) from the base line or direction of North. Study Figure 3. It may be seen that a direction of march might be given as "40 magnetic azimuth" which is indicated on the chart as the direction "O—A". Upon arriving at a destination by this azimuth, if one wanted to return to the starting point, one would take the direction "O—B" which is the "back azimuth". In this case the back azimuth would be 40 plus 180 or 220. Again referring to the chart, let us assume that the direction of march is "O—B" which is 220. To obtain the back azimuth or the direction of march to return to the point of origin, *subtract* 180 from the azimuth. The direction is 40 azimuth. It is always assumed the base line is TRUE north, unless, as above, it is given otherwise.

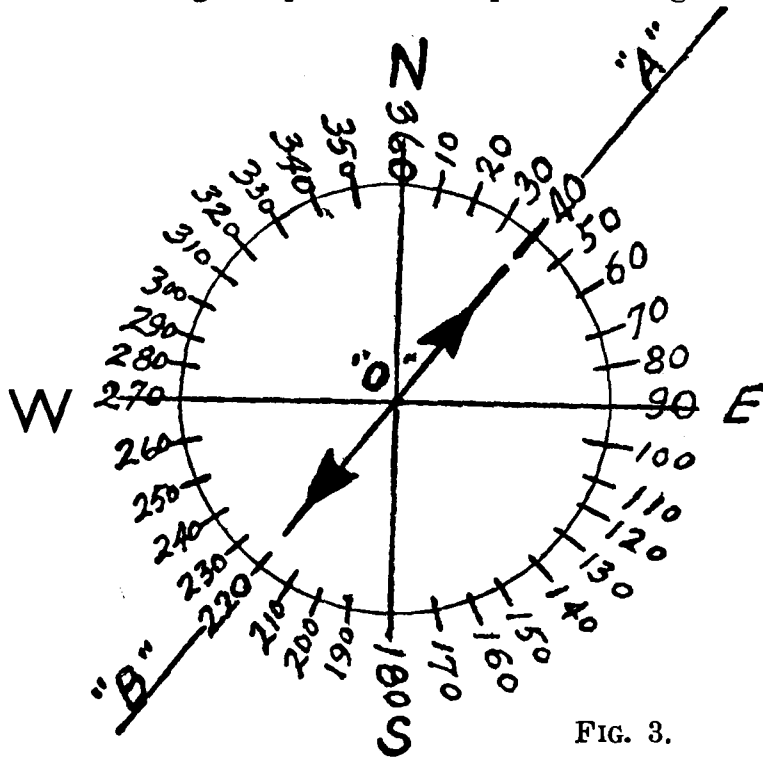


FIG. 3.

### 8. Declination.<sup>15</sup>

On the margin of military maps there is usually found a diagram giving the declination between magnetic<sup>16</sup> north and true north as well as the declination between grid<sup>17</sup> north and true north. True north is the direction of the geographic north pole. When meridian<sup>18</sup> or longitude<sup>19</sup> lines are shown on a map, they represent true or geographic north and south directions. Magnetic north is the direction of the magnetic north pole as indicated by the magnetic compass. Grid north is the direction of the vertical (north—south) grid lines usually found on military maps. This declination, or difference, between true north and magnetic north is due to the fact that the north magnetic pole is not located in the exact position of the geographic north pole. This declination is further varied by the unequal magnetic distribution throughout the earth. Except in very limited localities, there will always be an angle between true north and magnetic north. The declination between true north and grid north is a fixed difference on any specific map. This is caused by the fact that grid lines superimposed in the same grid zone are parallel to one another while the meridians must of necessity converge to meet at the true or geographic pole. The marginal diagram (see Figure 4) uses the following symbols<sup>20</sup> to indicate its base direction: a star (true north), a half arrow (magnetic north) and the letter "Y" (grid north.)

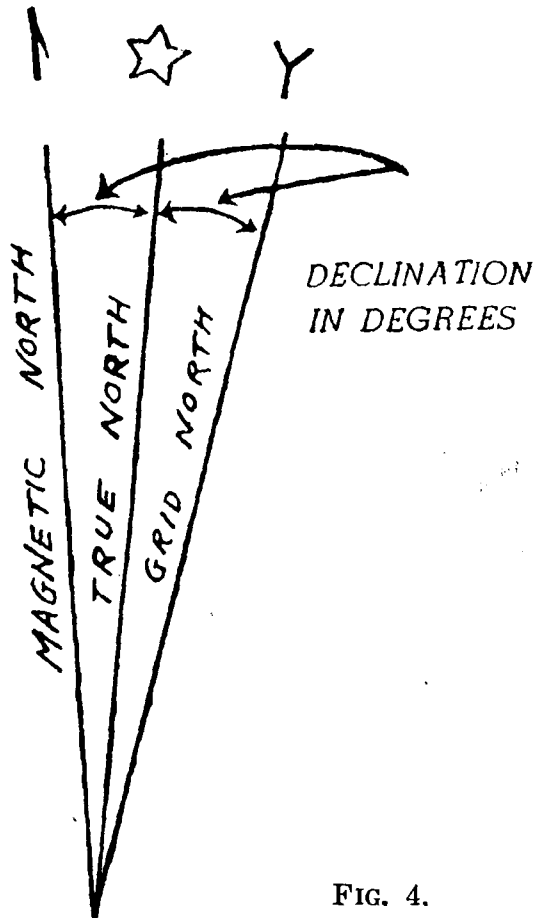


FIG. 4.

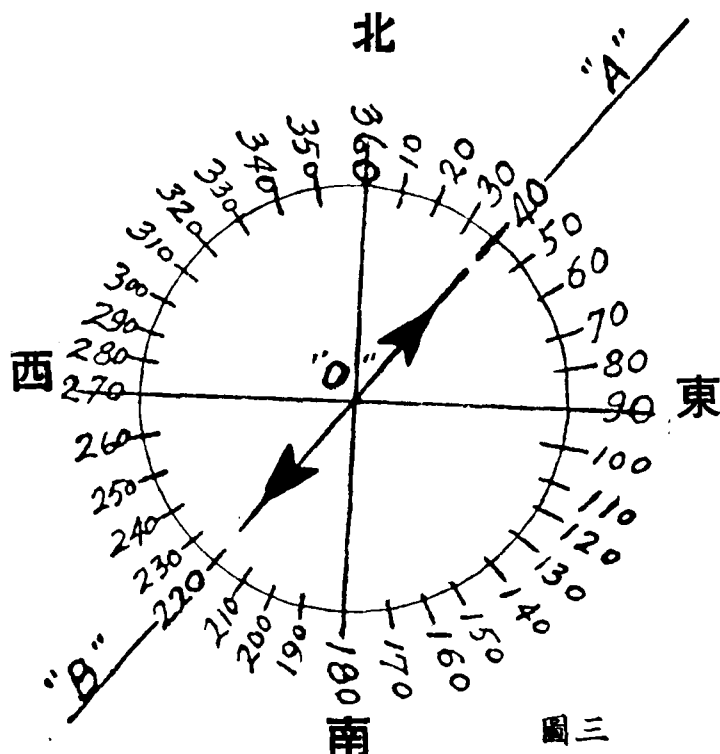
14. azimuth 方位角. 15. declination 磁偏. 16. magnetic 磁石的. 17. grid (iron) 方眼, 方形.

## 7. 方向與方位角：

美國陸軍已採用方位角方法以求方向，此係描劃地圖上或地面上之一點與另一點之關係，即以基綫或北方為準，順時鐘方向之角度(或密位)測量，研究第三圖，例如

行軍方向指定為  $40^\circ$  磁性方向角，如圖所示之「O-A」，沿此方向角可到達一定目標，如欲返回原出發點時，可循圖上所示之「O-B」方向，此即謂之反方位角，在此情形下，反方位角為  $40^\circ + 180^\circ$ ，或為  $220^\circ$ ；

於此圖上另舉一例，假定行軍方向為「O-B」，即  $200^\circ$ ，欲求其反方位角，或回到原出發點方向行軍時，即自方位角減去  $180^\circ$ ，故該方向為  $40^\circ$  方位角，如圖所示，如無其他規定，均係假定基綫為真北方向。

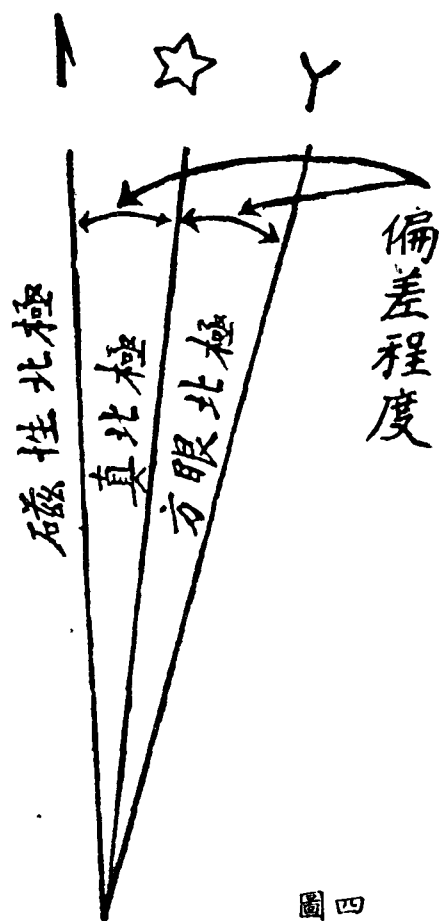


圖三

## 8. 偏差：

在軍用地圖邊緣上，常印有磁性北極與真正北極，以及方眼北極與真正北極偏差之圖。真正北極，即地球之北極方向，地圖上子午綫或經綫，即表示地球之真南北方向；而磁性北極，即為磁性指針所指之北極方向；方眼北極，則為垂直(南—北)方眼座標綫之方向，此常見於軍用地圖之上。

此種偏差或差異之在真正北極與磁性北極之間者，係事實上磁性北極所指者，並非地球上之北極位置，且因地球上磁性分配之不同，故其偏差各異；除有限地區外，真正北極與磁性北極間，終有偏差；真正北極與方眼北極間之偏差則在特殊地圖上，均指出其一定差異，此因方眼座標綫，在同一方格內係彼此平行，而子午綫則需相交於真正北極；第四圖所示各種基綫方向所用符號如下：星(真正北極)，半箭頭(磁性北極)，y字母(方眼北極)。



圖四

### 9. Location by Co-ordinates.

There are three systems of designating points on a map in common uses: The military grid, the polar co-ordinate system, and the thrust line system:—

- (a) The military grid is a system of parallel lines of co-ordinates numbered to indicate a distance from a base line of the grid zone from which that particular map is taken. The lines running north-south on an U.S. map show a distance in thousands of yards east of the origin. The lines running east-west show a distance in thousands of yards north of the reference point or origin. This origin or reference point *may* or *may* not be on this particular map. On a large scale map (for example 1:20,000) these lines are 1,000 yards apart. On the medium scale map (for example 1:65,000) the lines are 5,000 yards apart. Thus an easy and accurate method of finding or designating a given point on a map is evolved through the reference to the point by the numbered grid lines. Study Figure 5 as an example, a point "A"

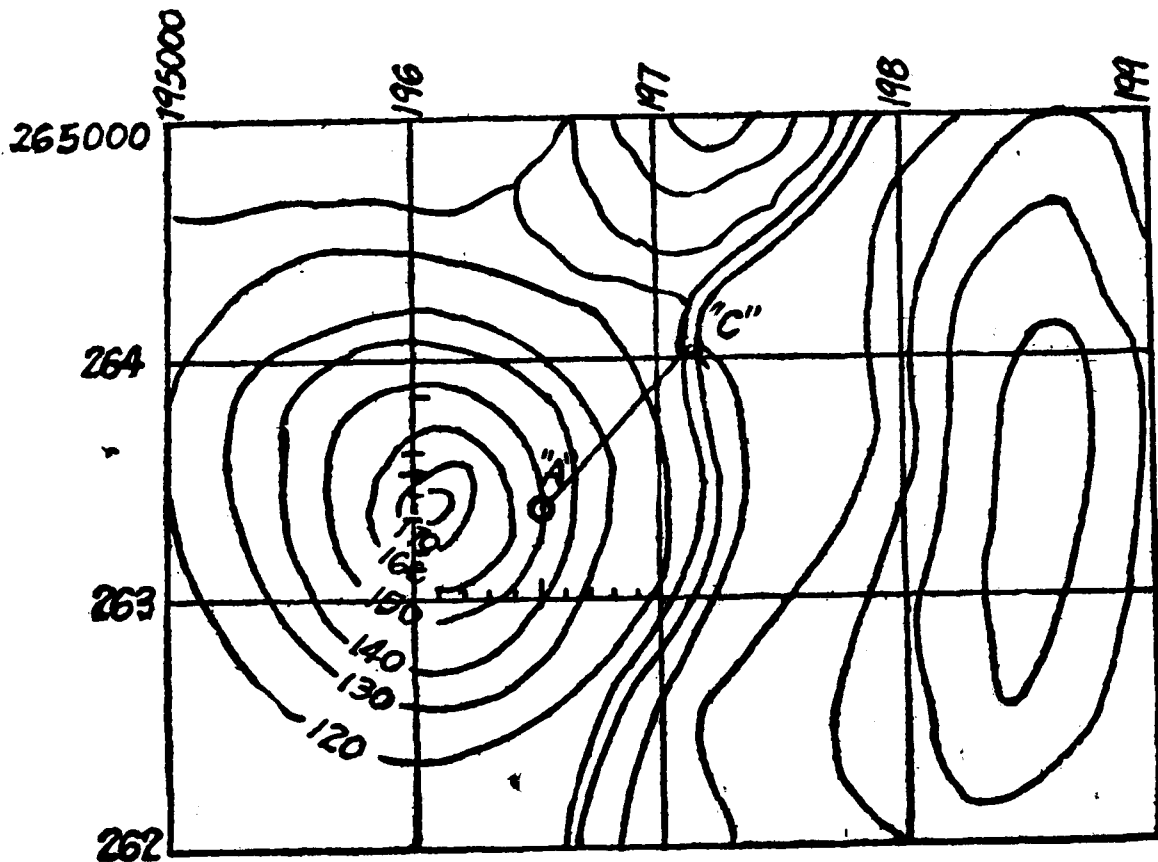


FIG. 5.

(on hilltop) is designated on a large scale map to be 500 yards east of north-south co-ordinate 196. It is also 400 yards north of east-west co-ordinate 263. That point may then be designated simply as point (196.5—263.4). In writing such a reference the numbers indicating the location west-to-east always precede the numbers indicating the location south-to-north. A cardboard scale may be divided to represent ten equal divisions of one side of the grid square and used as a ruler or scale in locating points by this method.

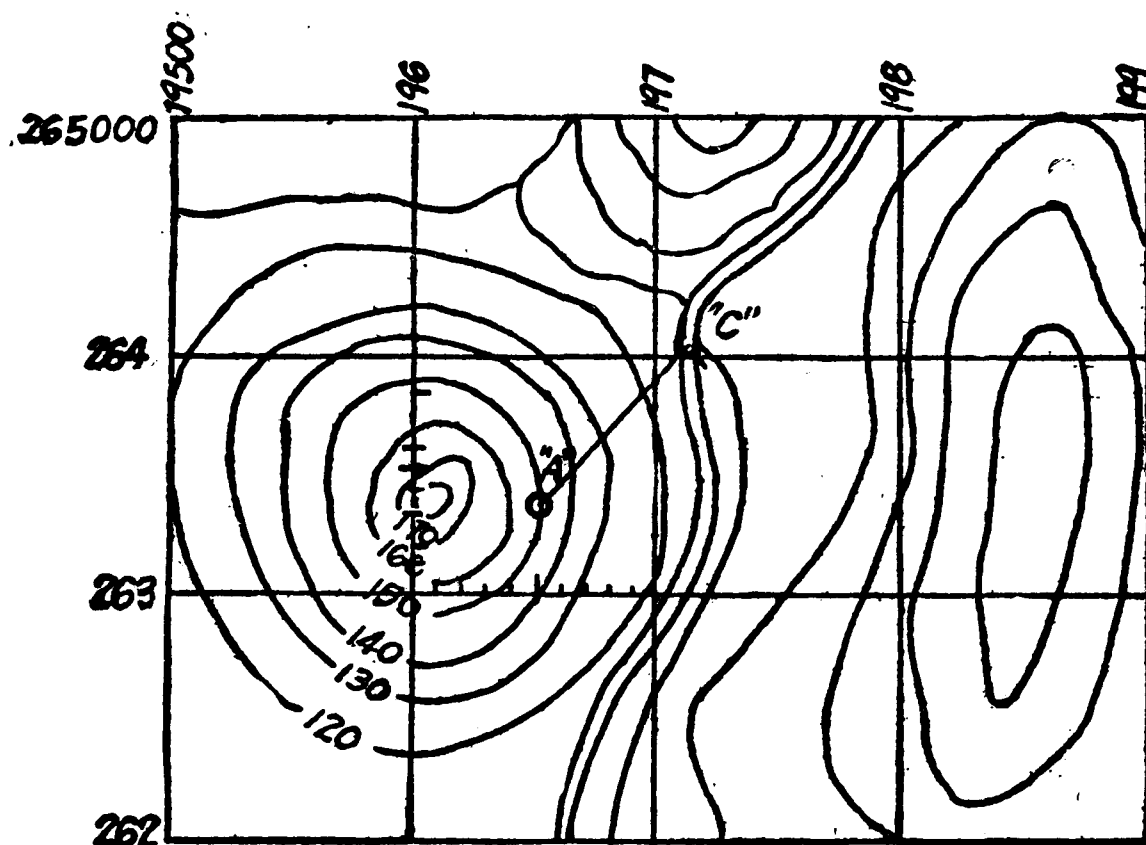
- (b) The Polar<sup>21</sup> co-ordinate system is used in designating points located in the field with a compass. It is also used in designating points on a map that is not equipped with military grids or geographic co-ordinates. The polar co-ordinate consists of (1) an angle or azimuth from a base direction (usually north) and (2) a distance from a given base position. Thus an observer on hilltop "A" (see preceding sketch) could designate Bridge "C" as "bridge at 40°900 yards". A mortar squad could locate the bridge on a map by using a scale and protractor<sup>22</sup>.



## 9. 座標：

地圖上普通指定地點，有常用之方法三種：軍用方眼座標制，極座標制，插綫座標制。

- (a) 軍用方眼座標制，即為一種平行綫制，或附以番號，以表示由方眼地區基綫之距離，此為特製地圖所用；在美國地圖上，自北至南之綫表示原點以東距離之千碼數，而東西之綫，則現示原點或某點以北距離之千碼數，此種特製地圖上原點或假定點可有可無；在大比例尺地圖內（例如 1: 20,000 ），座標綫相距為 1,000 碼，在中比例尺地圖內（例如 1: 65,000 ），座標綫相距為 5,000 碼，欲指示或覓得地圖上某一點時，其最簡便與正確之方法，為利用通過該點有關之方眼座標線之番號，現在第五圖舉例研究，如「A」點（山



圖五

頂)，現示在大比例尺地圖南北座標 196 以東 500 碼，并又在東西座標 263 以北 400 碼，如是此點即可簡略現示為 (196.5—263.4) 之點，書出此種關係座標時，縱座標番號寫在橫座標之前；將一與方眼格大小相同之紙片，將其一邊分為十分，用作量尺或比例尺，以此方法決定圖上某點之位置。

- (b) 極座標制係用指北針在野地確定某點之位置，同時可應用以定點於無軍用方眼格及經緯度之地圖，極座標之形成，為 (1) 由基本方向(通常為北)之角度或方位角，(2) 與既定基綫位置之距離，似此觀測者在「A」點山頂（見第五圖），可定「C」點之橋，為「40°900 碼橋」，則迫砲班可在地圖上，用比例尺及測角器以求得此橋。

- (c) American Armored Force units often use the Thrust Line system of locating points on the ground or on a map. It is particularly useful when it is believed the enemy has obtained a copy of the map in use by the unit. A base line is established in any desired direction, but usually in the direction of advance. The thrust<sup>23</sup> line is usually along or between well defined terrain features (between large hills or towns.) Points are located by giving (1) a distance along this line from a base point and (2) another distance at right angles to the base line, either to the right or left. Thus, an enemy in possession of a copy of the map could not interpret the location without knowledge of the thrust line.

## 10. Contours.<sup>24</sup>

A contour is a line drawn on a map which represents an imaginary line on the ground all points of which are the same elevation<sup>25</sup> above sea level. Elevation and relief are indicated through the use of contour lines. On a map they give a definite impression of ground forms (hills, ridges and valleys) known as relief. Contours may then be called the conventional signs placed on a map through which the user may visualize shapes of hills, mountains and valleys. Through them he may also determine slope and visibility<sup>26</sup> along given lines. The map sketches in paragraphs 9 and 11 illustrate some of the following characteristics of contour lines:—

- (a) Contours are spaced at uniform vertical intervals.
- (b) A small closed contour indicates either a hill top or a depression<sup>27</sup>. A study of the stream lines, slope, and elevation of adjacent contours will determine which.
- (c) Every contour is a continuous closed curve, either on or off the map.
- (d) Spacing of the contours indicate steepness of slopes and the nature of the slope (whether uniform, concave<sup>28</sup> or convex<sup>29</sup>).
- (e) Contours do not touch each other except in the unusual case of vertical or overhanging cliffs.
- (f) Valleys and stream lines are usually crossed by V-shaped contours (pointing up-stream), and ridges by U-shaped contours.
- (g) Adjacent contours usually resemble each other.

## 11. Visibility.

Visibility is a factor of prime importance to the troop commander: One of the important military uses of a map is to determine whether one point is visible from another point. Many problems of visibility can be solved simply by a careful inspection of the map. The user can compare the elevations of contour lines passing through the two points with the elevations of the contour lines passing between. Naturally, if any contour line between the points is greater than the elevation of both points, then visibility is masked. Sometimes a more careful study is necessary. It may be necessary to obtain a definite location of a defiladed area or dead space. Or it may be necessary in selecting a target or for siting a field gun. When this is necessary, a cross section profile of the terrain on a line between the two points should be prepared. Draw horizontal lines on a piece of paper, spaced at regular intervals. These lines will represent the elevation of every contour that crosses a line between the two points in question. Mark each horizontal line with the elevation of these contours, placing the lowest contour elevation at the bottom. Place the paper parallel under the line on the map between the two points. Then project a light line down from the point where each contour crosses the line between the two points. Carry this projected line down to the elevation of that particular contour. When all points have been projected down, connect the resulting points with a continuous line. This line will represent the profile of the ground between the two points on the map.

23. thrust 插入, 刺入. 24. contour 等高線.  
25. elevation 海拔. 26. visibility 可見的, 能見的.

(c) 美國裝甲部隊，常用插綫座標制，以求在地面上或地圖上之點，當確信敵人已獲得我軍所用之同版地圖時，此法極有效用，此即在地圖上任一方向決定一基綫，此綫通常皆沿前進方向，再沿一顯著之地形或在二顯著地貌之間（如在大山或城鎮之間），劃一插綫，欲求某點之位置，可用（1）由基點至沿插綫上之距離，（2）至基線之直角（向右或向左）距離。故敵方即獲有我軍所用之地圖，如不知此插綫，亦不能求得此點。

#### 10. 高等綫：

等高綫為在地圖上劃一曲綫，表示地面與海水準面上同一高度各點相連之假想綫，由此等高綫，可現示標高與地勢，地圖可以各種地形符號表示地面之形勢（山、山脊、與山谷），故等高綫亦可謂在地圖上用以抽象表示地形為高地、崇山或深谷之慣用符號，由此亦可決定某綫上地面傾度及視界如何，第九與第十一節之略圖可指明等高綫之特性如下：

- (a) 各等高綫間之垂直距離相等
- (b) 間隔小之等高綫，表示該地不為山頂，即為窪地，研究河流、坡度與鄰近等高綫之標高，即可決定。
- (c) 不論其是否在圖廓之內，各等高綫皆為一綿延合口之曲綫。
- (d) 等高綫之間距，表示山坡之傾斜與山坡之形狀。（如緩坡、凹下或凸出之地）
- (e) 等高綫通常皆不致疊合，除非在特殊情形之下如絕壁懸崖等是。
- (f) 山谷與河流之等高綫，通常皆閉鎖成V形，（缺口尖端指向上流），山脊之等高綫則為U形。
- (g) 鄰近等高綫之形狀通常相似。

#### 11. 通視：

通視對於部隊指揮官，為一最重要之因素，地圖在軍事上之另一重要用途，即為決定由某點是否能通視另一地點，如詳細觀察地圖，則視綫問題之解決，甚為簡易，用圖者可將通過欲測兩點之等高綫標高，與在此二點間之等高綫標高加以比較，如在二點間之等高綫標高，有大於經過二點之等高綫標高時，則此二點之通視綫，間為其所遮蔽，有時更需作進一步之審慎研究，如我方必須覓得一掩蔽地區或死角，或需選擇一射擊目標或野砲陣地時，則必需先繪出一此兩點間之側面圖，其繪法係在一紙上，畫等距離之平行綫若干，以代表經過所求二點間每一等高綫之標高，將各等高綫之標高，標示於每一平行綫上，其最低之標高置放底下，然後將紙平行置於原圖兩點之下，再自原圖二點間之直綫與每一等高綫相交之點，投影於下圖之相同等高綫上，如各點投影完成，則連接所繪各點連成一曲綫，此綫即可代表地圖上二點間之地形側面圖，此即現示此地區地貌之形態

27. *dépression* 窪地, 低下.    28. *concave* 凹下, 向內凹的.

29. *convex* 凸出的.

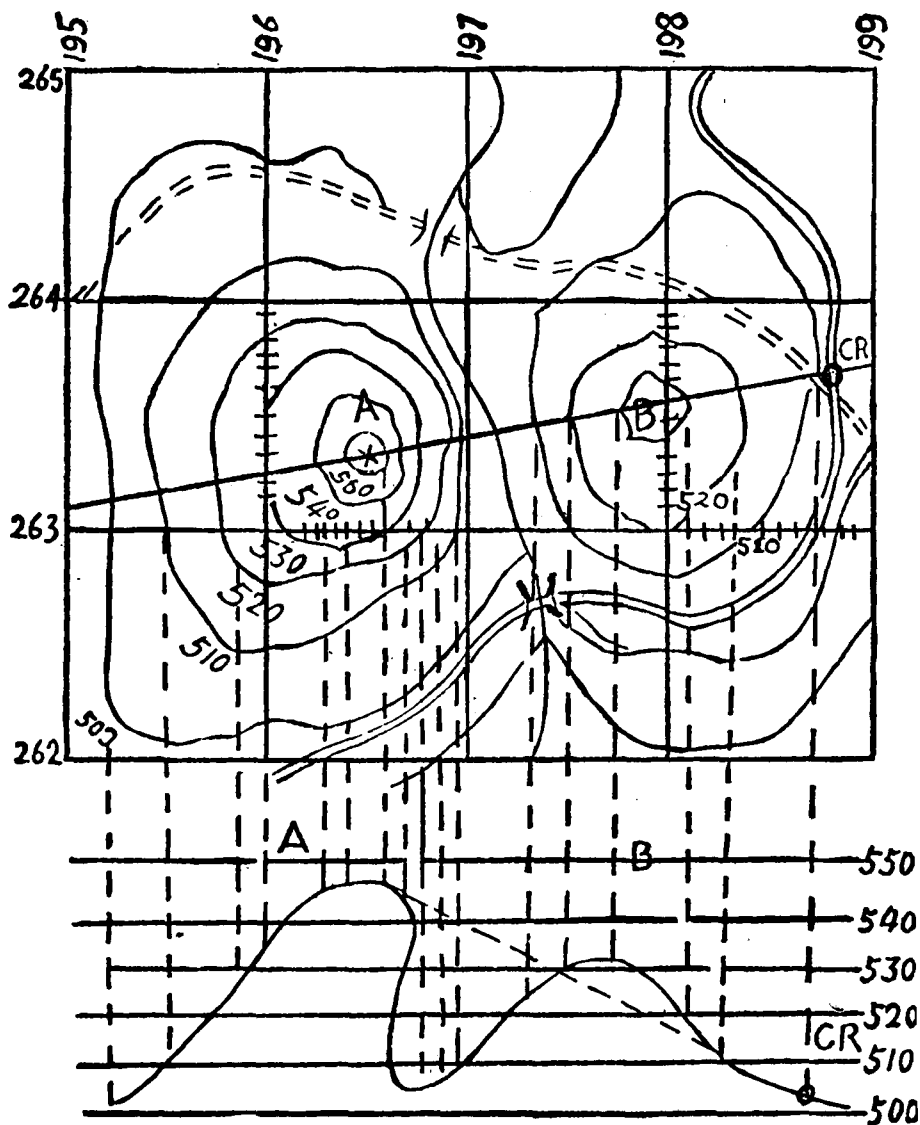


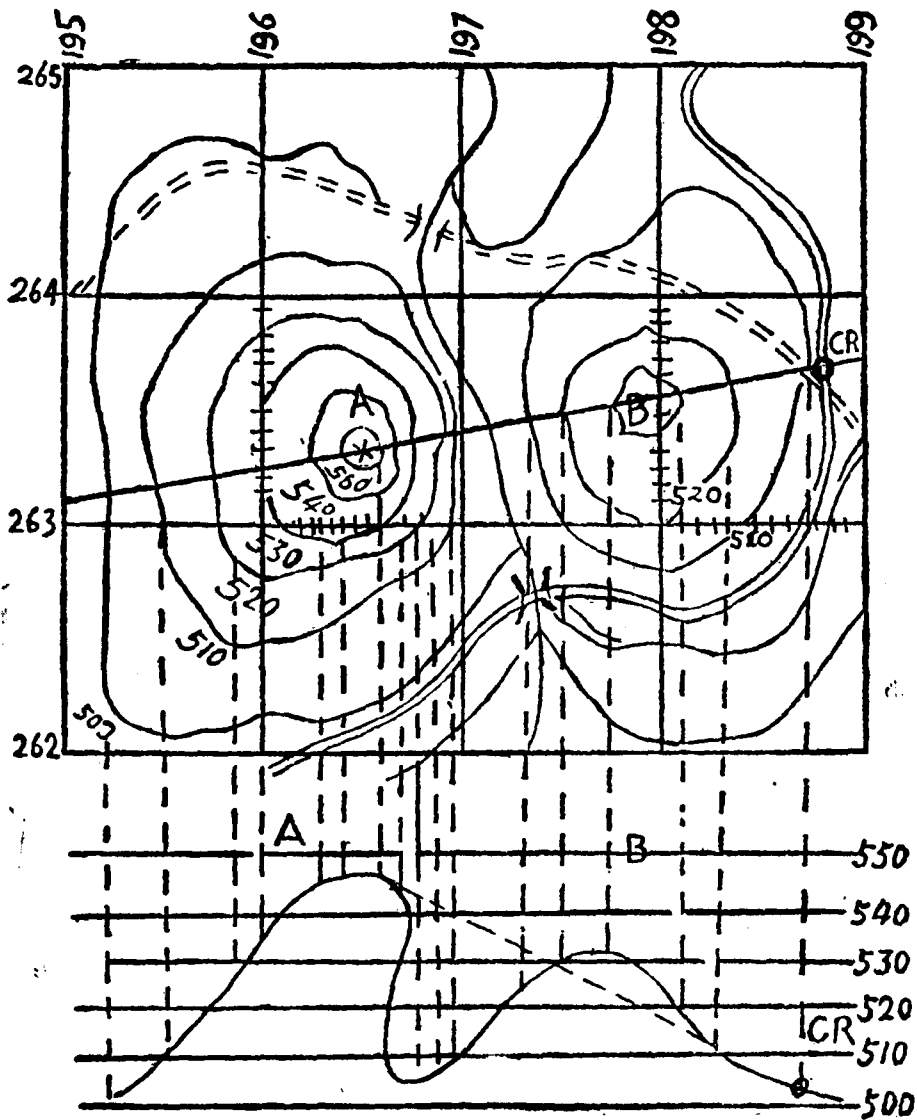
FIG. 6.

The desired features of relief are shown. From the above map, let us assume that an OP will be placed on hill A (196.5—263.4). We want to know whether crossroads (CR) at (198.75—263.4) will be visible from the OP. By plotting the profile as instructed above we see that the line of sight from hilltop A to CR is masked by hill B.

## 12. Orientation.<sup>30</sup>

A person is said to be oriented when he stands on the ground and knows in which direction are north, east, south and west. He has oriented himself with respect to a map when he knows his position on the map. A map is oriented when, in a horizontal position, the north point on the map actually points north. Map orientation may be accomplished by (1) inspection, (2) compass, and (3) by sighting on a distant point when the observer's position is known. Orientation by inspection is done by observing terrain features (roads, streams, hills, etc.) and comparing with the map. The map is rotated<sup>31</sup> horizontally until corresponding roads, streams, etc., on the map are parallel with those on the ground. This method is most easily followed when the observer is standing on a road or at a crossroad. The map is easily oriented by using a compass. Place the compass over the magnetic north line on the map, or over a line drawn on the map parallel to it. The map must be in a horizontal position. The N-S line on the compass case must coincide<sup>32</sup> with the N-S line on the map. Then rotate the map (and the compass) until the needle of the compass coincides with the N-S points of the case. Orientation of a map by sighting on a distant point is an accurate method when the position of the observer on the map is known. Place a pin<sup>33</sup>

30. *orientation* 定方向, 方位判定. 31. *rotate* 轉動.



圖六

茲就插圖說明如下：假定觀測所在山頂 A 點 (196.5—263.4) 欲求交叉路 (CR) (198.75—263.4)，是否能為觀測所觀測所及，則依法作上述之側面圖，即可見自 A 點山頂至交叉路 (CR) 之綫，為 B 山所遮蔽。

## 12. 定向：

當人立於地面，而能判定何處為東南西北方向者，謂之定向，如其已知在地圖之位置時，則即已在地圖上定向。將地圖平放，將圖上北方指向實際地面上之北方，則此圖已定向，地圖之定向，可由 (1) 觀察 (2) 指北針 (3) 觀察者已知自己位置時，向遠處某點瞄準；用「觀察」定向時，可依地形 (道路、溪流、高地等) 之觀察，與圖上比較，將地圖平放，然後轉動，直至圖上道路、溪流等，與實地上相關之道路、溪流等皆成平行為止，如觀察者立於路上或交叉路口時，此法最易實行；使用指北針使地圖定向，甚為簡易，置指北針於地圖上之磁性北極綫或在圖上之任一與此平行之綫，惟地圖必須保持水平，指北針之南北綫須與圖上之南北綫相合，然後轉動地圖 (與指北針)，使其指針之尖端，與地圖上之南北綫相疊合即妥；如觀察者已知圖上自己位置時，藉向遠處瞄準之法以定方向，較為準確，此即插一針於圖上之觀察者位置，以另一針置於圖上另一點或一遠距

in the map at the observer's position. Place another pin in the map location of some point or distant object such as a hill, a building, a crossroad. With the map in a fixed horizontal position, sight along the two pins at the object (the pin indicating the observer's position being nearest.) The map is now oriented.

### 13. Types of Aerial Photographs.

Aerial photographs are generally divided into three general types:—(1) the vertical (taken with the axis of the camera<sup>34</sup> vertical), (2) the oblique<sup>35</sup> (taken with the camera usually at 30° below the horizon) and (3) the composite (taken with a camera having one principle vertical lense and two or more surrounding oblique lenses.) In the last type, correction is made in printing and the prints are assembled into a composite picture, all at the same scale. Information is generally written on the margin of the negative to include (1) locality, (2) the direction taken if an oblique, (3) scale expressed in a representative fraction, (4) altitude<sup>36</sup> of the plane, (5) focal<sup>37</sup> length of the lense used, and (6) hour and date taken.

### 14. General.

Learning to read an aerial photograph is similar to learning to read a map. It consists of being able to recognize objects on the landscape from their appearance on the photograph. One must also learn to orient the photograph and to determine its scale. On a photograph, important terrain features are often obscure. Roads, railroads, bridges and streams may appear less important than a great amount of unimportant detail. These features are sometimes completely hidden by trees or shadows.

### 15. Identification of Features.

Identifying terrain features on a photograph requires a certain amount of practice. Identification is made through study of the shape of the object, its relative tone in shades of gray to black, the shadow it casts, and its apparent relative size. In studying a photograph, it should be placed so that shadows on the photograph fall *away* from the source of light. If possible the observer should face the source of light and hold the photograph so that shadows fall *toward* the observer. If the photograph is reversed so that the shadow fall *toward* the source of light then actual hollows<sup>38</sup> may appear as hills and trees as holes in the ground. Following are descriptions of common terrain features as they appear on a photograph:—

- (a) Cultivated<sup>39</sup> fields appear light because they reflect a relatively large amount of light.
- (b) Meadows<sup>40</sup> look dark largely due to the shadows of the grass. Planted crops also appear dark for the same reason.
- (c) Bridges look lighter than the water. They can be identified by their size and shape and by their shadow on the water.
- (d) Buildings can be identified by their size and shape and by their shadows. Different roof surfaces are of different shades.
- (e) Woods appear relatively dark because of the deep shadows of the trees.
- (f) A stream can be identified by its meandering course. Even in open fields some trees or brush grow along its banks. Water either appears very dark or very light, depending upon the angle of the sunlight and that of the camera.
- (g) Fence lines are usually straight lines and usually look dark because some brush grows along them. Fields on either side have a different texture<sup>41</sup>.
- (h) Roads are identified by their long straight lines, uniform width, and because their surfaces being smooth reflect much light.
- (i) Trails<sup>42</sup> are also light but more variable and narrow in width. They are more crooked than roads.
- (j) Railroads have more gradual curves. They are straighter than roads and appear darker.
- (k) An orchard<sup>43</sup> is identified by the straight and regular rows of trees. Shadows of equal length show the trees are about the same height.

34. *camera* 照像機. 35. *oblique* 傾斜的. 36. *altitude* 高度.  
37. *focal* 焦點. 38. *hollow* 山谷.

離目標，如高地、建築物、交叉路等，將圖置於固定之水平位置，沿此二針瞄準目標（標定觀察者位置之針，置於較近），此時地圖即已定向。

### 13. 空中照相之種類：

空中照相常分為通用之三類(1)垂直照相法(照相機軸綫垂直向下攝取)，(2)傾斜照相法(照相機與地面成 $30^\circ$ 向下攝取)，(3)混合照相法(照相機用一主要垂直鏡頭，與二個或二個以上之周圍傾鏡鏡頭)，在最後一類中，印相片時需加修正，然後集合比例尺相同之照片印入為一組合之照片，在底片邊上通常加書註記，包括(1)地區，(2)若為傾斜照相時，則應註明攝取方向(3)以分數表示之比例尺(4)飛機之高度(5)所用鏡頭之焦點距離(6)攝影之日期與時間。

### 14. 概述：

空中照片之讀法與地圖之讀法，頗為相似，其要點在如何能由照片中所現示之各種形象，以識別其為地面上之各種目標，同時必須學習如何定向與如何判別比例尺，在照片上重要之地貌，常致模糊，公路、鐵路、橋樑與河流，所現示者常不若其他不重要地物之注目，因此種影相常為各種樹木或蔭影所完全遮蔽。

### 15. 地形之識別：

在照片中識別地形，需要相當時間之練習，辨識須先研究目標之形狀，有關灰黑投影之色調，蔭影與其現示之相似形態；在研究照片時，應將照片之蔭影者，順光綫方向擱置，可能時，觀察者應面對光源，而使相片上蔭影方向，正對觀察者，如將照片倒置使蔭影對向光源，則地面之窪地將現示如高地，樹木將現示如地面之孔穴，一般地形特徵現示於照片上之情形如下：

- (a) 耕種地普通較為光亮，因其反光較大。
- (b) 草地因有草之蔭影，故較黑暗，耕種地亦然。
- (c) 橋樑較水為亮，此可由其大小形狀與在水中之投影識別之。
- (d) 建築物可由其大小形狀與投影識別，不同之屋頂有不同之蔭影。
- (e) 叢林常甚黑暗，蓋因樹木有深厚之投影。
- (f) 河流可由其蜿蜒之河道識別，即在開闊地之河流兩岸，亦有樹木或叢林，由於日光及照相機之角度不同，而使水面之現示，形成光亮或蔭暗。
- (g) 籬笆通常皆為直綫，因常有叢林沿其種植，故常顯黑暗，而兩旁之田野，則有不同之圖形。
- (h) 公路可由其綿長而伸直之綫條與寬度之等齊而識別，因其路面光滑，故反光甚大。
- (i) 小路亦發光，惟寬度狹窄而不等，且較公路為曲折。
- (j) 鐵道彎曲甚緩，較公路為直而影象較暗。
- (k) 果園可由其直伸及有規則排列之樹木識別，蔭影之長短相等則表示樹木之高度，概略相同。

- (l) Mud<sup>44</sup> flats<sup>45</sup> along streams look darker than the water and have lighter spots in them due to pools of water.
- (m) Hills and mountains are unmistakable in their appearance. Their irregular features are moulded by shadows. The photograph must be held as described in paragraph 15.

#### 16. Determination of Scale.

Scale may be determined by comparison<sup>46</sup> with known distances on the ground. It may also be determined where the data on the margin includes the altitude of the plane and the focal length of the lens of the camera. This relation is expressed in the formula  $\frac{f}{H}$  equals  $\frac{ab}{AB}$  which is the representative fraction.

Figure 7 at the right further illustrates the formula. As an example, should the focal length of the camera be 12" (1 ft.) and the plane was at an elevation of 20,000 ft. when the photo was taken, then the scale of the photograph would be 1:20,000. In this case one inch on the photograph would be 20,000 inches on the ground which is approximately  $\frac{1}{1667}$  of a mile. Marginal data giving the above information would be written (12"—20,000').

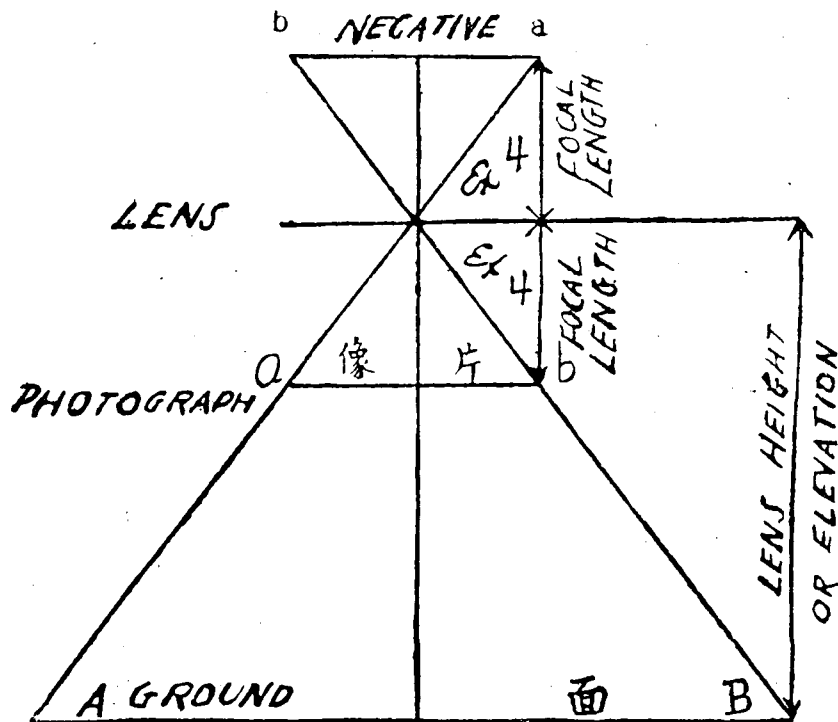


FIG. 7.



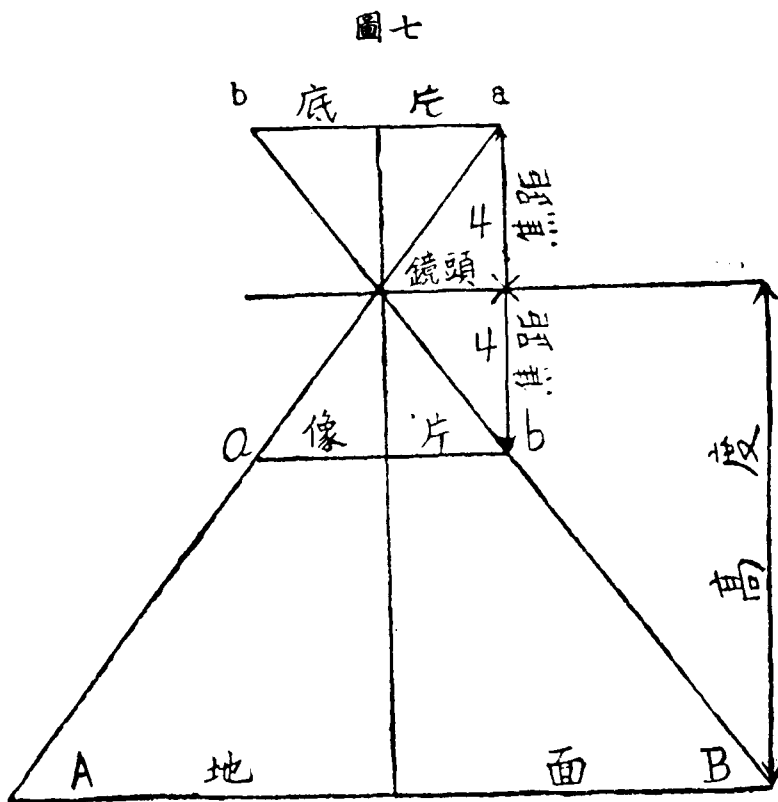
(l) 河流旁之泥土平地，較水為暗，其中如有水塘，則現示較白之班點。

(m) 高地與山地在外形上易於識別，其不規則之地貌有不同形態之蔭影。

16. 比例尺之決定：

比例尺可由與地面上已知距離之比較而決定；或由於照片邊緣上註記之各項資料，如飛機之高度與鏡頭之焦點距離而決定，此關係可用  $\frac{f}{H} = \frac{ab}{AB}$  之分數公

式表示之；第七圖即圖解此項公式，舉例說明如下：設鏡頭之焦點距離為12"（1英尺），而飛機照相之高度20,000英尺，則照相之比例為1:20,000，在此情形下，相片上之一英寸，即等於實地上之20,000英寸，約等於1/3英里，故圖角之註記應寫里作(12"-20,000')。



## 第十九章 戰鬥部隊之訓練法則

### 導 論

此次大戰，遠溯自日本軍閥，發動九一八事變，襲我瀋陽，蘆溝橋事變，揭露其全面侵略之兇燄，其後希特勒公然舉其武力，圖逞其意志於全世界，其時我國北伐雖竣，剿匪方殷，國軍久戰之餘，自難言有雄厚之兵力，而美英蘇諸國，或格於民意，或限於經濟，亦國防空虛，實力薄弱，就美國而論，當時「并無在役之軍隊，有者僅止三個半師之形骸，零星散佈於全國，且因汽車運輸及其他便利之缺乏，加以整編經費之無着，即此少數之戰鬥部隊，亦不可能訓練以成師。其空軍方面，亦僅有少數局部配備之組隊，服務於本國、巴拿馬、夏威夷、菲律賓等處，其飛機大部陳舊，不堪近代空中戰爭一日之用者，同時又缺乏近代武器與配備」。海軍自遭珍珠港襲擊，實力喪其二分之一，餘部分佈各地，幾不足以自固其海疆，「故當一九三九年九月八日，羅斯福總統宣佈美國進入局部緊張狀態時，美國以可利用之兵力而論，竟猶不堪列入三等國，復有若干大學生對外揚言，謂美國青年，不願為防衛國家而戰鬥」。此種情形，幾有傾覆之虞，然曾幾何時，竟能實際動員七百七十萬人，組成九十個師，空軍二七三個戰鬥組，以獲得全球作戰之勝利。此種偉大之成就，吾人探源溯本，當歸之於其軍事教育之成功。

筆者於二十九年，著現代軍事教育法一書，曾謂「從史實上證明戰爭的勝利，基因於軍事的成功」，并列舉西、希、英、法、俄、意、德諸國歷史為證，美國未經列入，而今日如以美國之戰績證之，益足見所論之未謬。又論及現代軍事教育法時，曾謂「原則上應具備『多』，『精』，『速』三個特性，才能適合現代戰爭的要求，……」，此種意見，因此次大戰美國之成功，而更顯其真確，美國戰前常備軍不過十四萬人，而戰爭末期，訓練完成者達八百餘萬人，此兵員何其「衆多」，而非如此之「多」，又何能應付全球之作戰？以此等龐大之部隊，運用現代之複雜裝備，一般以十七星期之訓練即驅之進行陸海空各種方式之作戰，則訓練又何其「專精」，而非如此之「精」，將何以克窮兵黷武，頑強死戰之德日軍隊！自一九三九年秋，羅斯福呼籲參戰之日起，未及一年動員完成，轉變戰勢，經五年足獲整個之勝利，其組訓何等之「迅速」，而非如此之「速」，復何能獲致此大戰之成功，故此三者，缺一不可，而美國竟充分發揚至於極度，宜其有空前之成就。我國民革命軍，二十餘年來，完成北伐，掃除國內之障礙，抗戰勝利，摧毀外來之強敵，今後如何完成國防軍之整建，捍衛國家民族之永久生存，則希能於此新時代之部隊訓練法則，三致其意焉！

## CHAPTER XIX.

## TRAINING METHODS FOR COMBAT UNITS.

The ultimate purpose of training is victory in war. This is the assurance of security for a nation. The new recruit is transformed into an efficient combat soldier through training and experience. It has been demonstrated time and again that soldiers can be made fit for combat through training alone. Maximum reliance should be placed on training and a minimum should be left to the soldier to learn through actual combat experience. Battle experience is an extremely costly form of training.

To obtain first class combat troops through training, we must have good instructors who use proper instructional methods. These instructors should be the commanders who are going to lead these soldiers in combat. A leader who is not a good instructor is not a good commander. In war, time is very important. We must have our troops ready for battle before the enemy can strike. Proper instructional methods will train our soldiers in the shortest possible time.

Armies must be trained for every type of war, in every sort of terrain, and in every sort of weather. Military training must develop a single unified force with the same standards of efficiency throughout.

Training must develop the desire and ability to take offensive action. Soldiers must have an intense desire to close with the enemy and destroy him.

To develop the offensive spirit we must inculcate<sup>1</sup> morale, discipline<sup>2</sup>, initiative<sup>3</sup> and teamwork in our men. Leadership must be developed to a high degree. Technical and tactical proficiency<sup>4</sup> must be promoted. The health and endurance of our men must not be overlooked.

Responsibility for and control of training are functions of command. The Estimate of the Training Situation must be made. It will determine the training mission; essential subjects will be listed and divided into basic, technical, and tactical or logistical. Standards will be set up for troops to attain. Time must be carefully considered. Subjects are of relative importance. Time provided each must be on this basis. Morning hours are used for subjects requiring mental concentration. Afternoon hours are good for training requiring action and movement.

Equipment and facilities such as rifle ranges and maneuver areas must be allotted to units. Instructors must be carefully considered. Their lack will handicap our training. Schools for training instructors should be set up well in advance.

Local conditions of terrain and weather will affect our training program. The existing state of training will determine what subjects our program will include. Obstacles to training must be overcome. These may be administrative obstacles such as guard details or work parties. The physical condition of our men may constitute an obstacle. At times, personal hobbies of certain commanders may result in over-emphasis of a subject and thus become an obstacle.

Training management<sup>5</sup> is to assist the commander. Military training is conducted by decentralized means. The Operations Staff will prepare a balanced<sup>6</sup>, progressive<sup>7</sup> training program for approval by the commanding officer. They plan applicatory exercises. Proper training management will make the most effective use of available time. Every subordinate commander and staff officer will have his proportionate<sup>8</sup> share<sup>9</sup> and responsibility in the management of training in the units. Direction of training will be exercised through the chain<sup>10</sup> of command. This will secure uniformity of effort.

A directive will be issued by higher command based on the estimate of the training situation. It will order certain training to be conducted by subordinate units over a specified period of time. It should detail the standards to be attained.

Units, such as regiments, will prepare a Unit Training Program based on the directive received from Division or Army.

Each company or similar unit will prepare training schedules for each week giving detailed instructions for carrying out the unit training program.

1. *in'culcate* 激發, 諄諄教誨. 2. *dis'cipline* 軍紀, 訓練. 3. *ini'tiative* 自動, 先導.  
4. *prof'iciency* 技巧, 熟練的. 5. *man'agement* 善為處置.

## 第十九章 戰鬥部隊之訓練法則

訓練之最後目的，在求得戰爭之勝利，保障國家之安全；新兵經過訓練與經歷，即可練成有力之戰鬥員，但事實證明，長時與反復演練，即僅由訓練亦可使新兵適應戰鬥，故吾人對士兵應充份利用訓練，而以最小部份使由實際戰鬥經驗中學習，因戰場經驗較訓練之消耗，遠為鉅大。

欲以訓練以養成第一流戰鬥部隊，必須有良好之教官運用適宜之教育方法，此等教官應即為指揮官并即由彼領導士兵參加戰鬥；凡部隊長不能為良好之教官時，亦不能為良好之指揮官；戰時，時間至為寶貴，吾人應在敵人發動攻擊之前，將部隊之戰鬥完成，而適當之教育方法，可能在最短促之時間內完成訓練。

部隊訓練應使其熟練各種戰法，善用各種地形，適應各種氣候，軍事訓練應練成一整齊劃一之部隊，全體具有同一標準之戰鬥效率。

訓練應養成攻擊精神與能力，官兵應具有必勝信念以接近敵人而殲滅之。

此種攻擊精神之養成，必須激發官兵之士氣、軍紀、自動力與合作精神，高度發展統御之效能，提高戰術與技術之技巧，重視官兵之健康與持久力量。

訓練之監督與指導，為指揮官之業務，訓練前應作訓練之情況判斷，以決定訓練之任務，其重要之課目應詳細列表，並區分全基本、技術、戰術或應用戰術各方面，規定部隊完成訓練之標準，對時間之配當務須精密考慮，審度各種課目之重要性，時間配當即以此為基準，午前之時間，應配當多費腦力之課程，下午可用為操作之時間。

各部隊應有充分之裝備與教育設施，如靶場及操場等，教官之選擇應慎重考慮，如不能勝任則將妨礙訓練之實施，且事先應設立幹部訓練班，以訓練教官為宜。

當地之氣候及地形狀態，對於訓練之計劃頗有影響，部隊訓練之現況，可決定計劃實施之應有課目，對於訓練之障礙應設法排除，諸種雜務方面每致耽誤訓練，如衛兵之担任或工作班之派遣，又士兵體格情形亦可發生滯障，有時指揮官個人之癖好，對於某種課目之過份加重，而造成進行訓練之障礙。

訓練之妥善處理，實有助於指揮官，軍隊訓練，係採用分權方法，作戰幕僚應準備一平衡且積極之訓練計劃，聽候指揮官之核准，並計劃各種通用之實施計劃，良好之訓練督導，能於適當時間內，發揮訓練之最大效能，各級部隊指揮官及其幕僚，均應就本職負責督導其所轄部隊之訓練，而訓練之方針，應依指揮系統貫徹之，如此則可保持統一之效果。

高級指揮官基於訓練之情況判斷，下達教育之訓令，指示下級部隊在一定之期間內，實施某種訓練，並詳細規定其完成之標準。

各級部隊如團之類，接到軍或師部之訓令後，應遵照準備本單位之訓練綱要。

各連及其他小部隊，應準備每週訓練進度表，以及實施該單位訓練綱要之特別規定。

6. *balance* 天平, 平衡. 7. *applicatory* 適用的. 8. *proportionate* 相稱的.  
9. *share* 本份, 應得之份. 10. *chain* 系統, 束縛.

## TRAINING METHODS FOR COMBAT UNITS.

### Section I.—Training Directives.

The training directive is issued, usually by Army or Division, as a result of the Training Plan. The Training Plan is based on an Estimate of the Training Situation. It gives instructions for the conduct of training for a definite period of time. It considers suitable methods. It must consider the personnel available for training and their present state of training. It states the mission to be accomplished. Objectives to be reached during the training period are listed. It plans the necessary schools for training instructors and specialists. It fixes responsibility for instruction. Time available for training in each phase is listed.

## TRAINING METHODS FOR COMBAT UNITS.

Hq. 1st Inf. Div.  
Kunming, China,  
1 April, 1944.

### GENERAL ORDERS.

No. 121.

### TRAINING DIRECTIVE.

#### 1st Inf Div.

1. *Information*.—The CG First Army has directed all units be in combat readiness 15 July, 1944.
2. *Mission*.—To train all elements in essential subjects in thirteen weeks. Stress marching and tactics of small units.
3. *Time*—
  - (1) Reserved for Div. exercises: 12th and 13th weeks.
  - (2) Regimental and Battalion training: 10th and 11th weeks.
  - (3) Company Training: First 9 weeks.
  - (4) Basic, technical and tactical training of small units: First 7 weeks.
4. *Plan*—
  - (1) Training in all basic subjects will be given. Marches, marksmanship<sup>11</sup>, and tactics of small units will be stressed. Include fire on field targets.
  - (2) Allocation of ranges and training areas.—*See Annex. No. 1.*
  - (3) Schedule of schools for instructors and specialists.—*See Annex. No. 2.*
  - (4) Schedule in inspection dates and standards of proficiency.—*See Annex. No. 3.*
5. *Administrative*<sup>12</sup>—
  - (1) Regiments submit programs by 10 April, 1944.
  - (2) Details and special duty will be kept at a minimum.
  - (3) Guard will be restricted to necessary safeguards.
  - (4) Leaves and furloughs for emergency<sup>13</sup> only.

*By order of Brigadier General SMITH.*

A. J. JONES,  
COLONEL, INF.,  
*Chief of Staff.*

OFFICIAL:

DISTRIBUTION: D.

ANNEXES: No. 1 Allocation of Training Areas.

No. 2 Special Schools.

No. 3 Schedule of inspections and proficiency tests.

11. marks'manship 射擊. 12. admin'istrative 規定, 處置. 13. emer'gency 事變.

# 戰鬥部隊訓練之法則

## 第一節 訓練大綱

訓練大綱常係由軍或師根據訓練計劃頒佈之，訓練計劃係以訓練之情況判斷為基礎，訓練大綱授給一定時期中訓練實施之要旨，及指示各種適當之教育方法，并須考慮訓練之人數及其訓練之現況，說明應完成之任務，列出在訓練期中應達成之目標，計劃設立訓練教官及技術人員所必需之訓練班，規定教育上之責任，製定各階段訓練時間配當之基準表。

### 戰鬥部隊之訓練法則

步兵第一師司令部

地點

年 月 日

日日命令  
第 號

### 訓練大綱

#### 步兵第一師

1. 要旨——第一軍軍長指令各單位於 年 月 日完成參加戰鬥之準備。
2. 任務——各單位實施十三週主要課目之訓練，注重各小單位之行軍及小部隊戰術。
3. 時期——
  - (1) 師保留實施教練之時間：第十二及十三週。
  - (2) 團及營之教練：第十及十一週。
  - (3) 連之教練：前九週。
  - (4) 班排小單位之基本、技術及戰術等教練：前七週。
4. 計劃——
  - (1) 實施一切基本課目之訓練，注重行軍、射擊及小部隊之戰術教練，並包括戰鬥射擊。
  - (2) 靶場及訓練地區之分配，參閱附件第一。
  - (3) 教官及專技人員訓練班之計劃表，參閱附件第二。
  - (4) 檢閱日期及合格標準表，參閱附件第三。
5. 規定——
  - (1) 團之計劃表應於 年 月 日呈出。
  - (2) 勤務及雜差應儘量減少。
  - (3) 衛兵勤務限於必要之警戒。
  - (4) 請假及缺課除緊急事故外，概不准許。

陸軍少將某某

參謀長某某步兵上校

簽證：

配佈：

附件：第一號：訓練地區之分配

第二號：特別訓練班

第三號：檢閱及合格測驗表

## TRAINING METHODS FOR COMBAT UNITS.

### Section II.—Unit Training Program.

Unit training programs are based on the directive received from higher headquarters. All units such as regiments or separate battalions will prepare such programs for the training of all subordinate units. Time allotted each subject must be determined. Monotony<sup>14</sup> is avoided to retain interest. Separate detailed allotment of hours is made for every type of organization. The sample<sup>15</sup> Unit Training Program for the 3rd Inf. Regiment attached has appended<sup>16</sup> an allotment for a Rifle Company or Platoon. Similar appendices must be prepared for every type of organization. The Engineers, Machine-gun Company, Communication Platoon, Bren Company, Park Company; and all similar units must have such allotments. All of them will cover the period for training specified in the directive from higher headquarters.

(Sample Training Program and Allotment of hours attached.)

Hq. 3rd Inf.  
Kunming, China,  
10 April, 1944.

### GENERAL ORDERS

No. 26.

#### TRAINING PROGRAM.

##### 3rd Infantry.

From 17 April, 1944 to 1 July, 1944.

#### 1. Information.

- (a) The regiment will be required to be in combat readiness by July 1, 1944.
- (b) *Reference*<sup>17</sup>.—Training Directive 1st Inf. Div., dated 1, April 1944.

#### 2. General Plan.

##### (a) *Mission*—

- (1) To train the Regiment in all essential subjects in eleven weeks.
- (2) To stress marching and tactics of small units to include firing on field targets.

##### (b) *Time*—

- (1) Reserved for Regimental training: 11th week.
  - (2) Battalion training: 10th week.
  - (3) Company training: First 9 week.
  - (4) Special preparatory training period: First 7 weeks.
- (c) This program becomes effective at 0730, April 17, 1944.

#### 3. Detailed Plan.

- (a) (1) Training will be given in all subjects during the first seven weeks. Marksmanship will be completed and some training given in tactical training of the individual soldier, technique of fire, and tactics of small units, to include firing on field targets, will be stressed.
- (2) All company training will be completed by the end of the ninth week; battalion training by the end of the tenth week.

---

14. *monotony* 單調. 15. *sa'mple* 範例, 樣品.

## 戰鬥部隊之訓練法則

### 第二節 各單位訓練綱要

各單位訓練綱要，係以上級司令部頒發之大綱為基礎，各部隊如團或獨立營，均應擬定所屬部隊此種訓練綱要，每一課目之時間配當，必須確定，應避免單調以保持興趣，其各部份詳細時間之分配，則因編制種類而各有不同；在下述步兵第三團訓練綱要範例中，附有一步兵連或排之時間分配表，其他各種編制不同之部隊，亦應有此相似之附表，如工兵，機槍連，通信排，白靈式機槍連，馱運連及其他類似之部隊，均須有其時間之分配表；此種時間分配，應符合高級司令部訓練大綱中所規定之訓練時期。

(訓練綱要範例并附時間分配表)

日日命令

步兵第三團團本部

第 號

地 點

年 月 日

### 訓 練 綱 要

步兵第三團

自 年 月 日至 年 月 日

#### 1. 要旨：

- (a) 團須於 年 月 日完成參加戰鬥之準備。
- (b) 根據：步兵第一師之訓練大綱，公佈於 年 月 日。

#### 2. 一般計劃：

- (a) 任務
  - (1) 在十一週內，實施團一切重要課目之訓練。
  - (2) 注重行軍及小部隊戰術訓練，戰鬥射擊在內。
- (b) 時期
  - (1) 團之教練：第十一週。
  - (2) 營之教練：第十週。
  - (3) 連之教練：前九週。
  - (4) 特別準備訓練時期：前七週。
- (c) 本訓練綱要自 年 月 日時起生效。

#### 3. 詳細計劃：

- (a) (1) 在最初七週內，應實施所有課目之訓練，應完成射擊教練及着重各個戰鬥教練、射擊技術、小部隊戰術并戰鬥射擊。
- (2) 所有連教練應於第九週末完成，所有營教練應於第十週完成。



## ANNEX No. 1, GENERAL ORDERS No. 26.

Hq. 3rd Infantry, April 10, 1944.

## Allotment of Hours to Subjects

(Rifle Company.)

	Total Hours	April		May				June				July
		22	29	6	13	20	27	3	10	17	24	1
Week ending		22	29	6	13	20	27	3	10	17	24	1
Week		1	2	3	4	5	6	7	8	9	10	11
Physical Training	12	2	2	2	2	2	2					
Military Sanitation and First Aid	5	5										
Defense against Chemical Attack	2	2										
Defense against Air and Mech. Attack	4	4										
Marches and Bivouacs	13	2	3	8								
Dismounted Drill	4	4										
Extended Order	8		4	4								
Hand Grenades <sup>18</sup>	4	2	2									
Bayonet <sup>19</sup>	14		4	4	3	3						
Rifle	52	10	14		7	7	7	7				
Light Machine Gun	16		5	11								
Thompson Sub Machine Gun	7				4	3						
Mortar, 60 mm	7	7										
Intelligence	5			5								
Field Fortifications and Camouflage	14	4	4			6						
Tactical Training of Individual Soldier	12		4	8								
Night Operations	21				7	7	7	7				
Tactical and Technical Subjects.												
Tactics of Squad	59				19	14	19	7				
Tactics of Platoon	28						7	21				
Tactics of Company	70							7	42	21		
Tactics of Battalion	63									21	42	
Tactics of Regiment	42											42
Total	462	42	42	42	42	42	42	42	42	42	42	42

18. *grenader* 手榴彈, 擲彈. 19. *bayonet* 刺刀.



- (3) See Annex. No. 1 for allotment of hours to subjects for various types of platoons.
- (4) Allocation of ranges, training areas, equipment and aids: See Annex. No. 2.
- (5) Training inspections will be continuous. They will be informal, instructional, and will not interfere with training.
- (6) Training will be conducted concurrently<sup>20</sup> in suitable subjects; the 7 hour day and 5 day week will be disregarded in all field exercises; hours of suitable visibility will be utilized in all types of firing.

(b) *Subordinate Units—*

- (1) Battalion Training will include:

Troop Schools.

Marches and Camps.

Field fortifications and camouflage after company training has been completed in this subject.

Defense against chemical attack.

Defense against air and mechanized attack.

Night operations.

Battalion Tactical training.

Tactical and technical training of staff, supply, and communication agencies.

- (2) During company training, subjects which are suitable such as marches and camps, field fortifications and physical training may be conducted by the battalion.
- (3) Company training will be so arranged that Companies of the Battalion will be training on the same subjects simultaneously in order to facilitate more centralized conduct of training and inspection by the battalion commander.
- (4) Headquarters Company, SWS Platoon, Communications Platoon, Special Service Platoon, Bren Gun Company, and 82 mm. Trench Mortar Company will train under the supervision of the Regimental Commander.
- (5) The Pack Company will train under the supervision of the Quartermaster Officer.
- (6) The Medical Unit will train as a unit in basic and technical subjects under the direction of its unit commander.

(c) Schools: (See Annex. No. 3, Troop Schools.)

- (d) (1) *Training Standards.*—By the completion of the seventh week troops will be trained in all basic subjects and suitable tests given to assure that every individual soldier is proficient in these subjects. Training of the Squad and Platoon in tactics will also be completed by the end of the seventh week and suitable checks made to determine fitness of leaders and readiness of troops. Battalion commanders will personally see that a high degree of efficiency is reached by all companies in their units by the end of the ninth week.
- (2) Tactical training of the individual and the development of teamwork in tactics of small units will be initiated as early as practicable and not later than the fourth week.
- (3) Marching and tactics of small units to include firing on field targets will be stressed in training.
- (4) Programs and schedules will be submitted by all units. Company programs and schedules will be prepared under the supervision of and co-ordinated by Battalion commanders. Schedules will be submitted each Thursday for the following week. Each weekly schedule will include one additional daily schedule for rainy day training.
- (5) Company commanders will keep a record of individual progress. Higher commanders will keep a progress record of units

- (3) 各種排教練課目時間之分配如附件第一。
  - (4) 所有靶場、訓練地區、教育器材及助理人員，見附件第二。
  - (5) 訓練之檢閱連續實施，檢閱應簡便，并行指導，且不阻擾訓練之進行。
  - (6) 適於聯合演習之課目，應同時舉行各項野外演習，每週不得過五日，每日不得過七小時，視界良好之時間，利用實施各種射擊課目。
- (b) 各單位訓練：
- (1) 營訓練包括：
    - 幹部訓練
    - 行軍與宿營
    - 野戰築城及偽裝之訓練，此應在連教練完成此課目之後。
    - 化學戰攻擊之防護
    - 空軍及機械化部隊攻擊之防禦。
    - 夜間行動
    - 營戰術訓練
    - 幕僚、補給人員與通信機構之戰術及技術上訓練。
  - (2) 在連訓練期中，適宜於行軍及宿營之課目，野戰築城及體格訓練應由營實施之。
  - (3) 各連突施連訓練時，應使營內各連同時實施同一課目之訓練，以便營長集中指導各課目之訓練，並易於檢閱。
  - (4) 團部連，化學兵排，通信排，特務排，白靈式機槍連，及八二公分迫擊砲連，應於團長監督之下實施訓練。
  - (5) 獸運連應於軍需官監督之下訓練。
  - (6) 衛生隊在衛生隊長指導之下，單獨實施基本及技術上之訓練。
- (c) 訓練班（參閱附件第三）
- (d) (1) 訓練標準——在第七週終了時，部隊已經習會所有基本課目，此時應行適當之測驗，以測知各個士兵，對於基本課目熟練之程度，同時，當第七週終了時，班及排之戰術訓練業已完成，此時應適宜考核以判定指揮之能力及各部隊熟練之程度。營長於第九週終了時，當親自視察所屬各連之效能，是否均達一較高之標準。
- (2) 士兵各個戰鬥教練，及小部隊戰術密切協同之訓練，應盡可能提早開始，不應在第四週以後實施。
  - (3) 行軍、小部隊戰術演練及戰鬥射擊，應着重訓練之。
  - (4) 每單位均應呈出教案及進度表，連之訓練教案及進度表，應在營長監督及統一規定之下準備之，下週之進度表應於每週之星期二送呈，每週進度表，應附入一天預備之課目表，以備下雨之用。
  - (5) 各連應有各個士兵訓練進步之紀錄，較高級之指揮官應有各單位部隊訓練進步之紀錄。
-

#### 4. Administrative Instructions.

- (a) Non-commissioned officers and privates having administrative duties will receive training in addition to routine<sup>21</sup> duties. This training will be in preparation for duty in bivouacs, on the march and in combat; it will be concurrent with unit schedules when practicable.
- (b) Fatigue<sup>22</sup> details, details to draw rice, wood details, and those necessary for messing and camp sanitation will be held to a minimum. Washing, drawing of rice, and procurement of fuel will be confined to the seventh day of the week as far as possible so as to not interfere with the schedule training.
- (c) Guard will be restricted to that necessary in camp and in the field to safeguard against accident, fire, loss or property and to maintain proper discipline.
- (d) Leaves of absence and furloughs during the training period will be granted for emergency only.

*Colonel, 3rd Infantry Commanding.*

OFFICIAL.

DISTRIBUTION: A

ANNEXES:

1. Allotment of hours to subjects.
2. Allotment of facilities.
3. Troop schools.

## 4. 勤務規定：

- (a) 凡非戰鬥員兵及雜役，均應實施與其日常職責有關之勤務訓練，此種訓練，可使其熟悉宿營、行軍及戰鬥間應負之職責；如可能時，須與部隊訓練進度連合實施。
- (b) 雜役、運米、搬柴之人員，及伙伕、宿營衛生人員，均應按最低名額派遣，關於洗濯、碾磨米糧及領取燃料，應可能於星期日辦理，以免妨害訓練進度之實施。
- (c) 衛兵除在宿營及野外，為防止意外事件、火警、軍實之損失及保持良好之紀律所必需者外，應加限制。
- (d) 在訓練期間內之請假及休假，僅限於緊急事故方可准許。

步兵第三團團長步兵上校某某

簽證：

配佈：A

附件：

1. 各種科目時間之配當
  2. 各種設施之分配
  3. 幹部訓練班
-

**TRAINING METHODS FOR COMBAT UNITS.****Section III.—Weekly Training Schedules**

Training Schedules are issued each week by company or similar unit commanders. They give the detailed instructions for carrying out the instruction called for that week by the Unit Training Program. Battalion or regimental commanders may issue them for any training of units under their direction. They detail what is to be done each hour of each day of the week. They list the instructor for each subject and detail just what his instruction is to be. They tell where the instruction is to be given and what equipment will be necessary. References are listed and, usually, the uniform specified. No additional information is necessary for subordinates to carry out that week's training of the organization.

---

## 戰鬥部隊訓練之法則

### 第三節 每週教育進度表

每週教育進度表，由連長或同等部隊之指揮官於每星期頒發，此係依照部隊訓練綱要所指定該週應實施之課目，加以詳細之決定，營長或團長，即可對所轄各單位訓練，頒發此項教育進度表；說明每週每日每小時應實施之詳細項目，並列出每項課目之教官及該項課目之詳細實施方法，規定教練地點及必需之教育器材，列出參攷書目並規定用何種制服，務使各部隊人員對本週訓練之實施，毋須再加說明。



## Section V.

## WEEKLY TRAINING SCHEDULE.

3rd Infantry Regiment.

Week of

1944

RIFLE COMPANY AND PLATOON.

Day	Period	No. Hours	Character of Training	Place	Officer in Charge	Equipment	Text Reference	Remarks
1	1	½	Physical Training	Drill Field		None		Formation of Class—5 minutes. Disciplinary <sup>23</sup> exercises 5 minutes. Setting up exercises 15 minutes. Personal contests 5 minutes.
	2	1	Defense against Chemical attack.	„ „		Gas Mask		Chemical agents <sup>24</sup> and forms of gas.
	3	1½	Dismounted Drill	„ „		Rifle		½ hour—soldier without arms—positions—steps—marching. 1 hour—manual <sup>25</sup> of arms.
	4	1	First Aid and Military Sanitation.	Theater		None		Intestinal diseases, method of control, personal hygiene and sanitation. Insect borne diseases and methods of control.
	5	2	Rifle-Mechanical Training.	„		Rifle		Disassembly <sup>26</sup> — assembly and nomenclature. <sup>27</sup>
	6	1	Defense against air and mechanized attack.	„		None		Recognition <sup>28</sup> of aircraft.
2	1	½	Physical Training	Drill Field		None		Same as Monday.
	2	1	Defense against Chemical attack.	„ „		Gas Mask		Review of chemical agents. Individual protection.
	3	1½	Dismounted Drill	„ „		Rifle		Manual of arms—the squad steps and marching—stacking and take arms.

23. *dīs'cīplīnārī* 訓練的. 24. *ā'gent* 性能, 動作者. 25. *mān'uāl* 手持的, 手製的.

## 每週教育進度表

步兵第三團

第 週

年 月 日

步槍連及排

星期	次數	時間	課目	地點	教官	器材	參考條文	註記
1	1	½	體操	操場		無		集合五分鐘，教練操作五分鐘，團體操作十五分鐘，各個競賽五分鐘。
	2	1	毒氣防禦	同上		防毒面具		化學性能與毒氣之種類
	3	1½	基本教練	同上		步槍		徒手教練(½小時) 位置——步法—— 行進 持槍教練(1小時)
	4	1	軍隊衛生與急救法	課室		無		(1) 內科病，預防法，個人衛生。 (2) 蚊蠅傳染之疾病，預防法。
	5	2	步槍機械訓練	同上		步槍		分解，結合，各部名稱
	6	1	防空及防機械化部隊之攻擊	同上		無		飛機識別
2	1	½	體操	操場		無		同星期一
	2	1	毒氣防禦	同上		防毒面具		複習化學性能，個人防護。
	3	1½	基本教練	同上		步槍		持槍教練，班之步法，架槍取槍。

29. *disassemblé* 分解, 分離.27. *nomenclature* 名稱, 命名法28. *recognition* 識別, 認可.

Day	Period	No. Hours	Character of Training	Place	Officer in Charge	Equipment	Text Reference	Remarks
	4	1	First aid and Military Sanitation.	Theater		None		Communicable diseases—Method by which spread. Respiratory diseases—Method of control. Personal Sanitation.
	5	2	Rifle-Mechanical Training.	„		Rifle		Care and cleaning—functioning — operation — immediate action and stoppages. <sup>29</sup>
	6	1	Defense against Air and Mechanized attack.	Drill Field		Field Equipment.		Cover and concealment: use of cover, shell holes, foxholes, ditches and terrain.
3	1	1	Dismounted Drill	Drill Field		Rifle		Squad and platoon drill.
	2	2	Defense against Air and Mechanized attack.	Theater		None		Recognition of aircraft and mechanized vehicles.
	3	4	Field Fortifications	Drill Field		Field Equipment.		Hasty field fortification. Construction of foxholes and camouflage.
4	1	$\frac{1}{2}$	Physical Training	Drill Field		None		Same as Monday.
	2	$1\frac{1}{2}$	First Aid and Military Sanitation.	Theater		None		Venereal diseases and control. Miscellaneous disease control. March and camp hygiene.
	3	3	Mortar, 60-mm. Mechanical Training.	Weapons Building.		None		Nomenclature, disassembly and assembly — mounting and dismounting without sights—care and cleaning.
	4	2	Hand Grenade	„ „		None		Lecture <sup>30</sup> — general throwing technique.

星期	次數	時間	課目	地點	教官	器材	參考條文	註記
	4	1	軍隊衛生與急救法	課室		無		傳染病及其預防法，呼吸器官之預防法，個人衛生。
	5	2	步槍機械訓練	同上		步槍		保管與擦拭，各部性能，使用，射擊預備及故障。
	6	1	防空及防機械化部隊之攻擊	操場		野外教練用具		掩蔽與遮蔽，掩蔽之利用，彈痕，散兵坑，交通壕與地形。
3	1	1	基本教練	操場		步槍		班及排教練。
	2	2	防空及防機械化部隊之攻擊	課室		無		飛機與裝甲車輛之識別。
	3	4	野戰築城	操場		野外教練用具		急造野戰築城，散兵坑與偽裝之構築。
4	1	1½	體操	同上		無		同星期一
	2	1½	軍隊衛生與急救法	課室		無		(1) 性病與預防法 (2) 其他疾病預防法 (3) 行軍與宿營衛生
	3	3	60 榴彈炮機械訓練	軍械室		無		名稱，分解與結合，不瞄準之用砲與收砲，保管與擦拭。
	4	2	手榴彈	同上		無		講授一般投擲法。

Day	Period	No. Hours	Character of Training	Place	Officer in Charge	Equipment	Text Reference	Remarks
5	1	½	Physical Training	Drill Field		None		Same as Monday.
	2	1½	First Aid and Military Sanitation.	Theater		None		Wounds, types and treatment — Hemorrhage, <sup>31</sup> type and control — Shock, prevention and treatment.
	3	2	Mortar, 60mm. Marksmanship.	Range 6		None		Sights, laying for direction, Marksmanship—fire for adjustment, fire orders.
	4	3	Rifle Marksmanship	Drill Field		Rifle		Sighting and aiming exercise. Sight picture—sighting bar.
6	1	3	Rifle Marksmanship	Drill Field		Rifle		Sighting and aiming — triangles <sup>32</sup> trigger <sup>33</sup> squeeze, prone <sup>34</sup> position.
	2	2	Mortar, 60mm. Field Firing.	Range 6		None		Demonstration and field firing.
	3	2	Marches and bivouac	Theater and Field		Field Equipment.		Short lecture. Practice March.

*Captain, Infantry,  
Commanding 1st Company.*

Approved:

*Lt. Col., Infantry.*

*Commanding 1st Battalion.*

星期	次數	時間	課目	地點	教官	器材	參考條文	註記
5	1	½	體操	操場		無		同星期一
	2	1½	軍隊衛生與急救法	課室		無		(1)創傷種類，治療。 (2)流血種類，治療。 (3)虛脫預防，治療。
	3	2	60種迫擊砲射擊教練	靶場 6		無		觀測方向賦與，瞄準與射擊，射彈修正，射擊口令。
	4	3	步槍射擊教育	操場		步槍		瞄準練習，觀察圖，瞄準桿。
6	1	3	步槍射擊教育	同上		步槍		瞄準，三角瞄準，擊發，臥射。
	2	2	60種迫擊砲野外實彈射擊	靶場 6		無		示範與實彈射擊。
	3	2	行軍與宿營	野外及課室		野外教練器材		簡明講授，行軍實習。

核准者

步兵中校

第一營營長某

步兵上尉

第一連連長某

## 第二十章 戰場武器器材之搶救後送與救濟

### 導 論

此次大戰，美國之工業物資，不僅以優良配備供給并維持其本國八十九個步兵師，二百七十三個空中戰鬥組及其他陸海空各部隊之所需，且以大量之軍用租借物資，分配與聯合諸國，其價值在二十兆美元以上，以武器一項而論，其價值足敷配備五八八個裝甲師，或二千個步兵師，其中除對中國較少外，對英蘇均有大量之軍用原料，此外尚有多量之成品，如吉甫車，輸英者有七五七三七輛，輸俄者有二八三五六輛，載重車輸英者有九八二〇七輛，輸蘇者二一八八八輛，戰車輸英者一二四三一輛。輸蘇者四一七七輛，重砲輸英者一〇三一門。輸蘇者二五二門，又航空器材輸英者足供配備四個航空隊，輸蘇者足供二個航空隊，其他如機車鐵軌，為數亦夥，此種大量物資，在戰場使用，其搶救、後送與救濟勤務之繁鉅，可以想見。本篇關於戰場遺棄或破壞軍用物資之搶運，堪用器材之搶修與廢品之利用，及其機構之組織及實施要領，有簡明之敘述。我國作戰綱要中，關於戰場掃除諸法則，亦有詳細規定，惟過去以裝備簡單，無此需要，故尚未注意及之。

惟今後國軍，如能日進於現代化，則關於此方面之需要與訓練，當日益增加，且在我重工業未完成以前，一切軍用物資均依賴於舶來，如部隊無此項訓練與習慣，則直接減少部隊作戰之效率，間接增加國家之負擔，以美國如此富有，對戰場敵我雙方遺棄之物資或損壞之武器器材，尚力求運回後方搶修，或修理後再行分發使用，此種精神，實可供我今後部隊訓練之參攷。

此外因近代科學進步，兵器日新月異，為明瞭敵方所使用之兵器，研究更進步之對抗措施，更須多方搜集戰場敵方遺棄物資，加以研究，如德國最初使用無人飛機，磁性水雷，投彈瞄準鏡等，英美對其破損之片金寸鐵，亦視若拱璧，此尤足供吾人之借鏡。

## CHAPTER XX.

RECOVERY, EVACUATION, AND SALVAGE OF MATERIEL IN THE  
COMBAT ZONE.

It is essential that every individual who may be employed in the combat zone be indoctrinated<sup>1</sup> with his responsibility with regard to disabled<sup>2</sup> and abandoned property<sup>3</sup>. For combat troops, the collection and processing of disabled or abandoned materiel, so that it may be returned to the service is divided into two phases, namely, *battlefield recovery* and *evacuation*.

*Battlefield recovery* is the removal<sup>4</sup> by combat personnel (supplemented by service personnel when necessary) of disabled or abandoned materiel, whether pertaining to enemy or friendly troops, from the battlefield; and its movement to defilade, to an axis of evacuation, or to a maintenance or supply establishment where it can be returned to the service immediately or repaired and reissued.

*Evacuation* is the transportation by service units of such recovered materiel which has been severely damaged, from collecting points; points on the axis of evacuation; or maintenance establishments, in order to insure the eventual return of this materiel for further use in the service or for use as repair parts or for scrap<sup>5</sup>.

Before taking possession of abandoned materiel all personnel should make certain that it does not contain booby traps and that it is not chemically contaminated<sup>6</sup>. If booby traps are found, they should be disarmed and removed by personnel trained for this purpose. Chemically contaminated materiel will be decontaminated by recovery troops before use.

During combat, weapons which are damaged should be repaired on the spot if this is possible, making full use of spare items<sup>7</sup> and similar articles which may have been picked up<sup>8</sup> on the battlefield. When the tactical situation permits, light weapons and other ordnance equipment which require repair or replacement are sent without delay through organization and unit supply echelons to the rear. Repair and exchange of ordnance equipment is usually accomplished at the bivouac of the ordnance maintenance unit. However this may also be accomplished at more advanced points if this can be arranged.

The repair and replacement of equipment pertaining to the QM, Signal and Chemical services parallels the flow<sup>9</sup> of Class I supplies, *i.e.*, these service will usually have their depot set up in the vicinity<sup>10</sup> of their respective railheads<sup>11</sup>.

The combat unit maintenance sections are responsible for battlefield recovery of vehicles. However, evacuation of damage vehicles from points where they have been abandoned by the maintenance units to the division ordnance maintenance unit bivouac or other designated points, is a responsibility of the division ordnance service. Evacuation of vehicles from this point further to the rear is the responsibility of the ordnance service of the army or theater. This operation will normally be performed by evacuation companies of a higher maintenance echelon.

In time of war any article that is abandoned becomes salvage. Combat troops, quartermaster troops and/or QM salvage agencies co-operate in the recovery of salvage materials. As much as the tactical situation will permit, combat organizations collect and return to salvage collecting points or railheads all unserviceable or excess supplies.

In divisions and higher units salvage operations are supervised by a salvage officer who functions under the unit QM. Supply officers of subordinate units supervise salvage activities within their respective units.

Salvage collecting points in locations favorable for transportation by empty vehicles moving to the rear are designated in administrative orders. Unit commanders are responsible that transportation returning from the front is fully used for salvage. Every effort must be made to see that no abandoned property is left behind and that no able man or prisoner of war returns from the combat area without bringing some salvage article with him. Arms and equipment accompanying the sick and wounded are collected by the salvage authorities at medical establishments. When, due to an advance, the evacuation of salvage has

1. *indoctrinate* 教育, 教授. 2. *disable* 無用的. 3. *property* 財產, 所有物.  
4. *removal* 運回, 遷移. 5. *scrap* 碎片, 剩物. 6. *contaminate* 毒性, 染污.



## 第二十章 戰場武器器材之搶救後送與救濟

戰區內之工作人員，關於遺棄或破廢軍用物資之責任，其教育甚為重要，戰鬥部隊對於遺棄或破廢物資之收集與處理，或可備再度之使用，此項勤務可分為兩部：稱為戰場搶修與後送。

戰場搶救，乃為以戰鬥部隊（必要時以勤務部隊輔助之）從戰場上將敵我雙方之遺棄或作廢之物資運回，此為運至掩蔽地區，送至後送綫路上或至一保養或補給站上，以便緊急搶修送還戰場應用，或修理再行分發。

後送乃指勤務部隊將一切破損較重之物資，由收集站、後送站、或保養設施中運出，以便重加修整作將來之用，或拆卸零件，或收集碎鐵之謂。

官兵在收拾廢棄軍品時，應詳細檢查有無觸發地雷或化學毒品存在，如發現觸發地雷時，應由專門人員拆除或移開，含毒之物品於搶運部隊使用前必須消毒。

在作戰中損壞之武器，應盡可能在當地修竣，充分利用戰場上拾得之零件及同式材料以行補充，重量較輕之武器及其他兵工用具，其需要修理與補充者，在作戰情況許可時，應立即循補給設施之系統傳送後方，切勿遲延，兵工用具之修理或更換，通常在軍械保養部隊之營地實施，但可能時亦可在較前之適宜地點實施之。

關於軍需、通信及化學部隊裝備之修理與補給，可與第一類補給品同樣暢運，因此類勤務部隊，通常有其棧庫在所屬兵站末地之附近。

戰鬥部隊之保養組，應負責戰地車輛之搶修，但由保養組所留置損壞車輛之處，後送至師軍械保養部隊之營地或其他指定地點，則為師軍械勤務部隊之責任，由此再往後送，則由戰區或軍部之軍械勤務部隊負責，此種工作照例由一較高保養機構之後送連担任。

戰時一切廢棄物資，均應使其得救，戰鬥單位、軍需單位及軍需中之救濟部門，應協同致力於物資之搶救，儘量於作戰情況許可之下，凡一切損壞或殘餘之物資，均應由戰鬥單位收集，送回救濟收集站或兵站末地。

師及其以上之單位中設有救濟事務軍官，監督一切救濟工作之實施，其業務隸屬於軍需部門之下，下級部隊則由補給軍官負責該單位內物資之救濟事宜。

救濟收集站，在後勤特別命令中，應指定在回程空車便於運輸之地點，各單位之指揮官應監督充分利用自前綫回程車輛運輸救濟物資，儘力使前方不致存留廢棄物資，由作戰地區向後行進之無用人員或俘虜，應利用其徒手者攜帶若干救濟之物資，衛生機構中之救濟部隊，應搜集傷兵與病兵所配備之武器與裝備，前進倉促時，如救濟

7. item 項,件. 8. pick up 拾獲,獲得. 9. flow 暢運,流暢.  
10. vicinity 鄰近,附近. 11. rail head 兵站末地. 12. channel 系統 途徑.

not been completed, the location of such equipment should be marked and reported through command or maintenance channels<sup>12</sup> to the division salvage officer.

Recovery and evacuation should be a continuous operation, in that recovery should be followed by evacuation. Both are closely related to salvage and maintenance. It follows that plans for recovery and evacuation should be closely coordinated with plans for salvage and maintenance. It likewise follows that *all souvenir<sup>13</sup> collecting* must be rigidly suppressed<sup>14</sup> if we are to have anything of value to salvage.

---

13. *souvenir* 紀念品. 14. *suppress* 禁止, 阻止.

後送工作未能完成，應將該項物資所在地加以標誌，然後由指揮或保養之系統報告師部救濟事務軍官。

搶救與後送應爲一連續之工作，搶救後應即後送，二者均與救濟及保養有關，故搶救與後送之計劃，必須與救濟及保養計劃慎密連繫，而欲能收集一切有用之物資，必須嚴行禁止所有蒐集紀念品之行爲。

## 第二十一章 部隊之指揮與參謀業務

### 導 論

作戰指揮，以各級司令部爲其首腦，欲此首腦之組織健全與效率強大，則首須機構之合理及運用之精熟，關於機構之組成，已另有研究，至運用方面，端賴反複之演練，始能期其融洽和諧，合作無間，此類演習，即所謂指揮官與幕僚勤務演習。

在我國以往軍事大學中，有高級司令部勤務演習，及司令部幕僚勤務演習之類，以研究各高級指揮機構業務之運用，及職責之執行，惟團以下之業務演習，在抗戰後期，雖已注意及之，但尙少實際之資料，故本章所示團以下諸官業務之區分，足資參攷，如以之與第一章所示軍隊指揮業務之區分，連貫研讀，則可明瞭師以上及團以下兩級指揮機構之運用，及業務之連繫，於是對美軍作戰指揮，可窺其全豹矣。

## CHAPTER XXI.

## TROOPS LEADING AND STAFF FUNCTIONING

## PART I

## THE INFANTRY REGIMENT IN ATTACK

**PHASE I. Regiment marching in combat zone, not in contact with hostile forces. Its commander receives orders designating the regiment as part of the attacking echelon and assigning it an assembly area. Regimental commander receives message to report at the division command post for orders. Attached to the message is an overlay showing the tentative<sup>1</sup> scheme of maneuver of the division.**

1	Regimental Commander	Make plans for employment of battalion; orders the regimental executive officer to move regiment to its assigned assembly area; after arrival thereat, <sup>2</sup> to assembly battalion commanders and remaining staff officers for further orders and release <sup>3</sup> transportation to battalion control. Orders anti-tank company commander to continue the anti-tank defense of the clime on the march, to provide anti-tank defense of the assembly area as ordered by the regimental executive officer, and to initiate reconnaissance of the regimental zone of action as showing on the division overlay. Orders the howitzer officer to initiate reconnaissance of the regimental zone of action as showing on the division overlay. Orders S-2 to contact front-line or covering forces for first-hand information of the enemy and upon completion of this contact to return immediately to the command post. Orders S-3, S-4, communication officer, infantry liaison officers No. 1 and No. 2, and Surgeon to accompany him, in several vehicles, each vehical moving individually. Proceeds to division command post.
2	Regimental executive area ; officer	Orders S-4 to release transportation to battalion control in assembly area; directs S-1 with officer from each battalion to proceed at once to assembly area to make hasty reconnaissance of area; moves regiment to assembly area; establishes anti-aircraft, anti-tank and ground security; establishes command post; assembles officers in compliance with regimental commander's orders.
3	Regimental S-1	Proceed at once to assembly area to make hasty reconnaissance thereof; assists in the assignment and movement of units to designated locations in the assembly area; assists in the establishment of command post; assigns and expedites <sup>4</sup> movement of casuals <sup>5</sup> to units; handles reports to higher Headquarter and administrative matters.
4	Regimental S-2	Contacts front-line or covering forces for first-hand information of the enemy.
5	Regimental S-3	Accompanies regimental commander (accompanies by major Sergeant operations).
6	Regimental S-4	Orders service company commander to release vehicles to battalion control in assembly area; accompanies regimental commander.
7	Regimental surgeon	Accompanies regimental commander, after making provisions for the care of casualties in assembly area.
8	Commander Headquarter Company (Headquarter Commandant)	Establishes security for command post upon arrival in assembly area; formulates local plan of traffic control, including disposition of motors in vicinity <sup>6</sup> of command post; puts this plan into effect after approval by regimental executive officer.
9	Regimental communication officer	Accompanies regimental commander.

1. tentative 計劃, 步驟.

2. thereat' 於彼處.

3. release' 交付, 放棄.

## 第二十一章 部隊之指揮與參謀業務

### 第一節 步兵團之攻擊

第一段 團進入戰鬥地區但尚未與敵軍接觸，團長受命為攻擊部隊之一部，並指定其一集結之地區，團長奉令到指揮所受領命令並附有複製圖一紙說明本師作戰行動之計劃。

1. 團長	策定各營使用之計劃；令團附將部隊率領至指定之集結地區；到達該地後，召集各營長及幕僚人員準備爾後之命令，並將輜重車輛分交各營；令戰防砲連連長，繼續該地行軍之對戰車防禦，依團附之命，設立集結地區之戰防警戒，並開始偵察師複製圖上所示本團之作戰區域；令榴彈砲連連長亦作同樣之偵察；令情報軍官向前線友軍或掩護部隊接洽，蒐集敵人最近之情報，接洽圓滿，立即報告團指揮所；令作戰軍官、後勤軍官、通信軍官、步兵第一第二聯絡軍官、軍醫、隨同團長本人，分乘數車各自赴師部報到。
2. 團附	令後勤軍官於到達集結地區之後，將輜重車輛分交各營；令人事軍官率各營派來之軍官即至集結地區，並迅即作該地區之偵察，率全團運動至集結地區；部署對空、對戰車、與地面之警戒，設立指揮所，遵團長之指示召集指揮官與幕僚。
3. 團人事軍官	立即進入集結地區並迅作必要之偵察；協助各單位進入並分配集結地區內之指定位置，協助團指揮所之設立，協助並督促各單位臨時配屬者之行動，處理對上級司令部之報告及雜務事宜。
4. 團情報軍官	與前方友軍及掩護部隊聯絡，以獲得敵人最近之情報。
5. 團作戰軍官	隨同團長（攜帶作戰上士）
6. 團補給軍官	令勤務連連長，在集結地區將輜重車輛交付各營後，隨同團長。
7. 團軍醫官	指示處理集結地區傷兵事宜後，隨同團長。
8. 團部連連長 （副官長）	到達集結地區之後，配置指揮所之警戒，擬定當地交通管制計劃，及指揮所附近車輛之集結場，此計劃經團附批准即行實施。
9. 團通信軍官	隨同團長。

4. *ex'pedite* 督促, 促使. 5. *ca'sual* 所屬部隊未定之兵. 6. *vicin'ity* 附近.

**PHASE I (cont'd)**

10	Commander anti-tank company	Continues anti-tank defense of the clime on the march ; provides anti-tank defense of the assembly area as ordered by regimental executive officer (including recommendations for laying of any anti-tank mines) ; orders 2nd-in-command to assembly company officers at company command post on arrival in assembly area ; initiate reconnaissance of regimental zone of action as shown on division overlay ; orders reconnaissance officer and reconnaissance sergeant to accompany him.
11	Commander cannon company (howitzer officer)	Orders 2nd-in-command to assemble company officers at designated location on arrival in assembly area ; initiate reconnaissance of regimental zone of action as shown on division overlay ; confers with anti-tank officer reference employment of cannon company in anti-tank defense of assembly area ; orders reconnaissance sergeant to accompany him.
12	Commander service company	Establishes security of the trains.
13	Infantry liaison officers	Liaison officers No. 1 and No. 2 accompany regimental Commander ; liaison officer No. 3 remains with regiment.
14	Commander each battalion in attacking echelon	Issues order for movement of his battalion to assembly area as ordered ; Provides local security (anti-aircraft, anti-tank and ground) for his assembly area ; proceeds, accompanied by certain members of his staff, to regimental command post as ordered by regimental executive officer.
15	Commander reserve battalion	Issues order for movement of his battalion to assembly area as ordered ; provides local security (anti-aircraft, anti-tank and ground) for his assembly area ; proceeds, accompanied by certain members of his staff, to regimental command post as ordered by regimental executive officer.
16	Battalion commander field artillery	Not yet reported.

**PHASE II. Regiment commander, with selected members of staff, reports at division command post.**

1	REGTL COMDR	Orders staff officers to contact corresponding members of division staff ; personally contacts chief of staff or G-3 for situation and orientation. <sup>7</sup>
2	REGTL EX O	Continues such of the duties described <sup>8</sup> for preceding <sup>9</sup> phase as have not been completed.
3	REGTL S-1	Continues such of the duties described for preceding phase as have not been completed.
4	REGTL S-2	Continues to contact front-line or covering forces for first-hand information of the enemy ; upon completion, returns to command post.
5	REGTL S-3	Contacts G-3 ; Secures location of all friendly and supporting units and any other information relative to the situation ; keeps regimental commander informed of situation ; accompanies regimental commander to receive order.
6	REGTL S-4	Contacts G-4 and Quarter-Master for pertinent extracts <sup>10</sup> of division supply plan.
7	REGTL SURG	Contacts division surgeon for pertinent extracts of the evacuation plan.
8	CO HQ CO (HQ COMDT)	Maintain security of command post.

7. *orientation* 方針,定方針. 8. *describe* 敘述.

## 第一段(續)

10.	戰防砲連連長	繼續行軍地區之警戒；依照團附之指示，構築集結地區之戰防工事（包括設置戰防地雷之建議），到達集結地區後，命副連長集合本連各軍官至連指揮所，遵照師複製圖所示本團作戰地區開始偵察，並令本連偵察軍官及偵察軍士隨同進行。
11.	小砲連連長 (榴彈砲軍官)	到達集結地區後，令副連長集合本連軍官於指定之位置，開始師複製圖所示團作戰地區之偵察，與戰防連連長商討如何部署本連防禦集結地區，令偵察軍士隨同偵察。
12.	勤務連連長	警戒輜重車輛。
13.	步兵聯絡官	第一第二聯絡官隨同團長，第三聯絡官留團部。
14.	第一綫營營長	令本營進入指定之集結地區，設立集結地區（對空、對機械化及地面）局部之警戒，遵團附之通報攜帶一部幕僚至團部報到。
15.	預備隊營營長	令本營進入指定之集結地區，設立集結地區（對空、對機械化及地面）局部之警戒，遵團附之通報攜帶一部幕僚至團部報到。
16.	砲兵營營長	尙未報到。

## 第二段 團長偕同各選定之參謀軍官到達師指揮所報到。

1.	團長	令其各幕僚人員與師部有關各處之幕僚保持聯絡，本人向參謀長或作戰處處長請示情況及方針。
2.	團附	繼續其第一段所述未完成之任務。
3.	團人事軍官	繼續其第一段所述未完成之任務。
4.	團情報軍官	繼續與前方部隊或友軍掩護部隊聯絡，蒐集敵方最近之情報，然後歸還指揮所。
5.	團作戰軍官	與師部作戰處處長保持聯絡，確實明瞭友軍及支援部隊之位置，及其他與情況有關之情報，隨時報告團長，隨同團長接收命令。
6.	團補給軍官	與師部後勤處處長及軍需官商討師補給計劃中之有關部份。
7.	團軍醫官	向師部軍醫官請示後送計劃中之有關部份。
8.	團部連連長 (副官長)	維持指揮所之警戒。

9. *précède* 前面,前導. 10. *extract* 事項,部份.



**PHASE II (cont'd)**

9	REGTL COM O	Contacts division signal officer for any special instructions pertaining to signal communications.
10	CO AT CO	Continues anti-tank defense of regiment and reconnaissance of regimental zone of action, including likely avenues of approach for hostile tanks and necessity for obstacles and mine fields.
11	CO CN CO (HOW O)	Continues reconnaissance of regimental zone of action.
12	CO SERV CO	Maintains security of the train bivouac area.
13	INF LN O'S	Liaison officers No. 1 and No. 2 with regimental commander; liaison officer No. 3 with regiment.
14	CO EACH BN IN ATTACK- ING ECH	Maintains local security (anti-aircraft, anti-tank and ground) for his assembly area.
15	CO RES BN	Maintains local security (anti-aircraft, anti-tank and ground) for his assembly area.
16	BN COMDR FA	Not yet reported.

**PHASE III. Regimental commander receives orders for a coordinated attack; supporting artillery commander reports.**

1	REGTL COMDR	Contacts supporting artillery commander; contacts commanders of adjacent units; arranges for later coordination and exchange of plans; informs staff of situation and orders; makes map reconnaissance and determines the assignment of ground reconnaissance missions; issues directive to staff and fixes time and place for submission <sup>11</sup> of recommendations <sup>12</sup> ; orders liaison officer No. 2 to return to regiment, acquaint <sup>13</sup> officers with the situation, announce assignment of battalions to attacking and reserve echelon, and guide officer forward to receive regimental order; orders liaison officer No. 1 to remain at division command post, keeping regimental commander informed of situation, plans, etc; goes on reconnaissance, accompanied by artillery commander and designated staff officers; returns to designated place and receives recommendations from artillery commander and staff officers; formulates plan of attack; make notes for the issuance of attack order, including route of advance for ammunition and the location of the regimental aid station, train bivouac, ammunition depot, initial regimental and battalion command posts, and axis signal communication; orders S-3 to prepare operation overlay.
2	REGTL EX O	Carries out any orders brought from regimental commander by liaison officer No. 2 sent back to guide officers forward to receive attack order; gets situation from this officer, Orders issue of extra ammunition and disposal of surplus <sup>14</sup> equipment.
3	REGTL S-1	Continues such of the duties described for phase I as have not been completed.
4	REGTL S-2	Make reconnaissance as ordered; selects observation posts; posts S-2 data on situation map; prepare analysis of enemy capabilities; initiates the formulation of S-2 plan, including employment of regimental intelligence and reconnaissance platoon and tentative assignment of missions to battalion intelligence personnel.
5	REGTL S-3	Makes reconnaissance as ordered by regimental commander (normally accompanies regimental commander); contacts frontline units, if any; prepares terrain analysis; supervises preparation of operation overlays <sup>15</sup> by major sergeant operations.

11. *submi'ssion* 提交, 服從. 12. *recommendation* 呈文, 薦書. 13. *acquaint* 通知.

## 第二段(續)

9.	團通信軍官	向師部通信參謀聯絡，有無通信之特別指示。
10.	戰防砲連連長	繼續團之防禦戰車工事與本團行動地區內之偵察，包括敵戰車可能近接路線及應構築障礙物與設置地雷之地區等。
11.	小砲連連長 (榴彈砲軍官)	繼續偵察本團之行動地區。
12.	勤務連連長	警戒輜重車輛之停放地區。
13.	步兵聯絡官	第一及第二聯絡官隨同團長，第三聯絡官留團。
14.	第一線營營長	任集結地區(對空、對戰車與地面)局部之警戒。
15.	預備隊營營長	任集結地區(對空、對戰車與地面)局部之警戒。
16.	砲兵營營長	尙未報到。

## 第三段 團長接到一協同攻擊之命令，直協砲兵指揮官報到。

1.	團長	與直協砲兵指揮官及鄰接部隊指揮官聯絡，協定往後計劃之協同與改變，將情況及命令告知幕僚，作地圖上之偵察及決定地面偵察任務之派遣，指示方針，並告知幕僚提出呈文之時間及地點；命第二聯絡官返團部，將情況告知部下，通知第一綫營與預備隊之指定，並領各營軍官接收團部之命令；命第一聯絡官留於師部，隨時將情報及計劃等告知團長；然後借砲兵軍官及指定之幕僚偵察地形，回至規定之地點後，接收砲兵指揮官及各幕僚人員之建議，以決定攻擊計劃，筆記要點以備下達命令，包括彈藥補給路綫，團紮帶所，輜重車輛，停車場，彈藥交付所，團營之最初指揮所，通信軸；並令作戰軍官準備作戰複製圖。
2.	團長	執行第二聯絡官帶回之團長命令，命其指導各軍官前來受領攻擊命令，並向該聯絡官問明情況，下令分發多餘之彈藥及處理其他裝備。
3.	團人事軍官	繼續完成第一段所述之任務。
4.	團情報軍官	依照命令偵察地形，選擇觀測所之位置，將情報要項註於情況地圖上，分析敵人可能行動，開始作情報計劃，包括本團情報搜索排之運用及賦與營情報人員預定之任務。
5.	團作戰軍官	依照團長之命令實行偵察(通常係隨同團長共同進行)，如前方有友軍時與之連絡；分析地形，監督作戰上士準備作戰複製圖。

## PHASE III (cont'd)

6	REGTL S-4	Assisted by the munition officer, train officer, and surgeon, makes a reconnaissance preparatory to submitting recommendations to the regimental commander relative to the route of advance for ammunition and the location of the aid station, train bivouac, and ammunition depot.
7	REGTL SURG	Makes reconnaissance and submits recommendations to S-4 concerning location of aid station and plans for evacuation.
8	CO HQ CO (HQ COMDT)	Maintains security of command post.
9	REGTL COM O	Makes reconnaissance for axis signal communication command post locations as ordered by regimental commander; submits recommendation on communication matters.
10	CO AT CO	Completes map and ground reconnaissance and terrain analysis for possible avenues of hostile mechanize approach as a basis of recommendations for the employment of his company and coordination of all other organic anti-tank means, to insure the protection of the regimental zone of action; keeps in contact with regimental command post prepared to submit his recommendations to the regimental commander; when informed of time and place of issuance of regimental attack order, reports there.
11	CO CN CO (HOW O)	After conference with commander anti-tank company, completes map and ground reconnaissance and terrain analysis as the basis of recommendations for the employment of cannon company; keeps in contact with the regimental command post, prepared to submit his recommendations to the regimental commander; when informed of time and place of issuance of regimental attack order, report there.
12	CO SERV CO	Maintains security of the train bivouac area.
13	INF LN O'S	Liaison officer No. 1, at division command post, keeps regimental commander informed of any changes in the hostile or friendly situation and any plans that the division commander or staff may be considering; transmits such directive to the regimental commander (either in person or by available means of communication) as are ordered by the division commander or staff. Liaison officer No. 2 rejoins <sup>16</sup> regiment, acquaints assembled officers with situation, leads officers forward after delivering any orders from regimental commander. Liaison officers No. 3 moves forward with liaison officer No. 2 and report to S-3.
14	CO EACH BN IN ATTACK- ING ECH	Studies data transmitted by liaison officer No. 2; orients battalion executive officer and issues necessary instructions; orders S-2, S-3, S-4, communication officer, surgeon, serjeant serjeant operations, and commander heavy weapon company to report to regimental commander for orders; orders rifle company commanders, light anti-tank platoon, S-1, and pioneer and gas officer to report at a specific locality at a designated time (the hour to be the estimated time the regimental order will be completed; the locality should be within 200-300 yards of the point where regimental order is to be issued).
15	CO RES BN	Studies data transmitted by liaison officer No. 2; orients battalion executive officer and issues necessary instructions; Orders S-1 S-2, S-3, S-4, communication officer, surgeon, serjeant serjeant operations, and commander heavy weapon company to accompany him in several vehicles, each vehicle moving individually, as he proceeds to report to regimental commander for orders.
16	BN COMDR FA	Joins regimental commander with liaison officers and certain staff officers; makes reconnaissance in conjunction with regimental commander; coordinates with regimental commander for local security (anti-aircraft, anti-tank and ground) for his unit.

16. *rejoin* 回至, 再加入.

## 第三段(續)

6.	團補給軍官	在軍械、輜重軍官及軍醫官輔助之下偵察地形，以提供團長關於彈藥補給路綫，綑帶所之位置，車輛停留位置，與彈藥交付所位置之建議。
7.	團軍醫官	實行偵察，提供補給軍官有關綑帶所位置與後送計劃之建議。
8.	團部連連長 (副官長)	指揮所警戒之維持。
9.	團通信軍官	如團長所示，偵察地形，以決定通信軸指揮所之位置，提供有關通信之建議。
10.	戰防砲連連長	作圖上與實地之偵察，分析地形判斷敵人機械化部隊可能接近之路綫，以爲向團長建議本連使用及與其他戰防機構同之根據，以確保本團作戰地區之安全，與團指揮所保持聯絡，以準備提供其建議；當得知於何時何地地下達團攻擊命令之時，即向該處報到。
11.	小砲連連長 (榴彈砲軍官)	與戰防砲連連長協同之後，完成圖上與實地之偵察及地形分析，以爲提供團長有關使用本連建議之根據；與團指揮所保持聯絡，準備向團長具申意見，當得知於何時何地地下達團攻擊命令時，即向該地報到。
12.	勤務連連長	維持車輛停留場之警戒。
13.	步兵聯絡官	第一聯絡官在師部，隨時將敵人與友軍情況之變化報告團長，或告知師長與其幕僚考慮何種計劃，並傳達師長及其幕僚之指令(利用人員或適當之通訊方法)；第二聯絡官，回至本團，將情況告知集合之各軍官，在傳達團長之命令後，率領各軍官至前方；第三聯絡官與第二聯絡官同向作戰軍官報到。
14.	第一綫營營長	研究第二聯絡官之告知事項，告知營附並發佈必要之指示；在得到通知時，命情報、作戰、補給、通信、軍醫各軍官及作戰上士，與重兵器連連長，隨同營長分乘數車，分別前進赴團長處報到受領命令，命各步槍連長、輕戰防砲排長、人事軍官、野戰工兵與化學戰軍官，在指定時間內，至某處報到(此項時間應估計爲團攻擊命令準備完了之時，該地應在下達團攻擊命令位置附近之二百或三百碼處)。
15.	預備隊營營長	研究第二聯絡官告知事項，告知營附並發佈各種必要之指示。在得到通知時，命人事、情報、作戰、補給、通信、軍醫各軍官及作戰上士，與重兵器連連長，隨同營長分乘數車分別前進，向團長處報到，接受命令。
16.	砲兵營營長	偕同連絡官及一部參謀向團長報到；會同團長偵察地形；並與團長協商其部隊局部之警戒。(對空、對戰車及對地面。)

## PHASE IV. From completion of plan of attack to hour of attack.

1	REGTL COMDR	Orders staff officer to orient battalion commanders ; issues attack order ; continues contact with adjacent units and provides flank security ; supervises execution of his orders ; keeps abreast <sup>17</sup> of the situation and makes adjustments to conform thereto ; assures himself that his subordinates and supporting commanders are conversant <sup>18</sup> with the situation at all times.
2	REGTL EX O	Makes a detailed study of information from all sources and keeps regimental commander informed ; coordinates and supervises staff duties.
3	REGTL S-1	Coordinates the duties of the communication officer and Headquarter commandant in the establishment of the command post as ordered by the regimental executive officer ; performs administrative duties, including rendering prescribed reports to higher Headquarter.
4	REGTL S-2	Effects necessary changes in air-antimechanized warning service established for the march ; continues the formulation of and revises the S-2 plan in accordance with regimental orders and supervises the execution thereof ; obtains, evaluates <sup>19</sup> , and posts S-2 data on situation map ; keeps regimental commander informed of enemy situation and capabilities ; procures and issues maps ; maintains and supervises counterintelligence <sup>20</sup> measures.
5	REGTL S-3	Dispatches liaison officer No. 3 to maintain liaison with regiment of an adjacent division ; posts S-3 data on situation map ; renders prescribed tactical reports ; keeps regimental commander, members of staff and commanders of supporting units informed of the situation ; supervises liaison and signal communication agencies.
6	REGTL S-4	Returns to command post ; issues administrative instructions to commander service company and munition officer, to carry out the approved supply plan for the regiment. These instructions will include the release of vehicles under regimental control, replenishment <sup>21</sup> of ammunition, establishment of ammunition depot and train bivouac, traffic control, and (if applicable) distribution of class I supplies, etc.
7	REGTL SURG	Issues orders covering the establishment and maintenance of regimental aid station, details for evacuation of sick and wounded, and other matters under his jurisdiction, <sup>22</sup> including medicine supply.
8	CO HQ CO (HQ COMDR)	Assists in the establishment of command post and command post motor park and provides security therefor ; establishes and enforces traffic control in and out of command post.
9	REGTL COM O	Consults <sup>23</sup> with S-1 and Headquarter commandant as to the interior arrangement of the initial command post, with S-2 as to the location of observation post(s), and with S-3 for additional instructions and coordination ; may consult with S-4 on supply matters ; issues necessary orders to his platoon ; establishes communication in accordance with division plan and regimental order.
10	CO AT CO	Makes detailed reconnaissance (accompanied by platoon leaders) ; issues orders assigning missions and firing position areas to elements of his company ; submit re-recommendations regarding construction of anti-tank obstacles and mine fields ; coordinates the employment of the elements of his company with the anti-tank platoons of battalions and the cannon company for the purpose of reinforcing and deepening the anti-tank defense of the regiment ; plans for resupply of ammunition to elements of his company.
11	CO CN CO (HOW O)	Confers with S-3 and supporting artillery commander relative to coordination of position areas and supporting fires ; makes detailed reconnaissance, accompanied by platoon leaders ; issues

17. *abreast'* 并行. 18. *con'versant* 明瞭, 熟習. 19. *eva'luate* 審定, 確定.  
20. *counterintelligence* 反情報.

## 第四段 由攻擊計劃之完成至攻擊開始

1. 團長	命各幕僚向各營長解釋情況；下達攻擊命令；繼續與鄰接部隊保持接觸並配置側翼之警戒；監督其命令之實施；隨時研究情況，加以調整以求適合狀況，並應使各下級部隊長及支援部隊指揮官，隨時明瞭所有情況。
2. 團附	詳細研究由各種來源所獲得之情況，隨時報告團長，監督並協調各幕僚之工作。
3. 團人事軍官	依照團附之指示，協同通信參謀與副官設立指揮所；執行其他雜務事宜，包括呈送例行報告至上級司令部。
4. 團情報軍官	執行為行軍而改更對空與對機械化部隊之警報組織，依據團長之命令，繼續擬定及修訂情報計劃並監督其實施，蒐集及審定消息，並註於情況地圖之上；隨時將敵人情況及其可能行動報告團長，領取與分發地圖，維持並監督反情報之實施。
5. 團作戰軍官	派遣第三聯絡官，向鄰接師之團保持連絡；將作戰資料註於情況地圖上，提出規定之戰術報告，隨時將情況告知團長及各幕僚人員與支援部隊指揮官，監督連絡與通信事宜。
6. 團補給軍官	回至指揮所，下達有關之特別訓令與勤務連連長、軍械官，以實施核准之補給計劃，此項訓令，包括將輜重車輛控置團部，彈藥之補充，彈藥交付所及停車場之設立，交通管制，並(於可能時)分發第一補給品等。
7. 團軍醫官	下令關於設立及維持團紮帶所，指定傷病官兵之後送，及其管轄內之其他事宜，包括醫學器材之補給。
8. 團部連連長 (副官長)	協助設立指揮所及指揮所停車場，並配置該地區之警戒，指揮所出入車輛管制之設立與嚴格執行。
9. 團通信軍官	與人事軍官及副官長會商初期指揮所之內部設置，與情報軍官會商觀測所之位置，與作戰軍官增加指揮與協同之連絡，並可與補給軍官討論補給問題；下達命令與通訊排；按照師之計劃與團之命令以設立通信網。
10. 戰防砲連連長	詳細偵察地形(携同各排排長)，下達命令指定各排之任務，及其火力指向地區；作有關設置戰防障礙物及敷設地雷區之建議，並使各排之使用與各營之戰防排與榴彈砲連協同，增強並加深本團之戰車防禦，並籌劃本連各排之彈藥補給問題。
11. 小砲連連長 (榴彈砲軍官)	與作戰軍官及直協砲兵指揮官，會商關於陣地位置與支援火力；率同本連各軍官作詳細之地形偵察；下達命令指

## PHASE IV (cont'd)

		orders assigning initial position areas and support missions to cannon platoons ; plans for the resupply of ammunition to cannon company ; if cannon company cannot operate directly from regimental ammunition depot, designates cannon ammunition point and plans for resupply from cannon ammunition depot.
12	CO SERV CO	Receives and executes administrative instructions from S-4, including the plan for protection of the train bivouac and vehicles moving under regimental control.
13	INF LN O'S	Liaison officer No. 1, at division command post, keeps regimental commander informed of any changes in the hostile or friendly situation and any plans that the division commander and staff may be considering ; transmits such directives to regimental commander (either in person or by available means of communication) as are ordered by the division commander or staff ; liaison officer No. 2 at the regimental command post available for the liaison duty as the situation demands ; liaison officer No. 3 joins regiment of adjacent division.
14	CO EACH BN IN ATTACK- ING ECH	Arriving at designated place for issuance of regimental order, orders his staff officers to contact corresponding members of regimental staff ; reports to regimental commander or S-3 for situation and orientation ; upon completion of regimental order, orders serjeant sergeant operations to copy regimental operation map (if overlay is not issued) ; consults with commanders of other attacking battalion(s) and arranges for later coordination and exchange of plans ; informs staff officers present of situation and orders ; makes map reconnaissance and determines the assignment of ground reconnaissance missions ; issues directive to staff and fixes time and place for submission of recommendations and for issuing battalion attack order ; orders S-3 to contact and acquaint officers with the situation and guide company commanders and light anti-tank platoon to designated locality to receive battalion attack order ; orders S-2 to contact the covering force commander for latest enemy information ; goes on reconnaissance, accompanied by artillery liaison officer, designated staff officers, and platoon leader of cannon platoon (if cannon platoon is in close support) ; returns to designated place and receives recommendations from artillery liaison officer, light cannon platoon (if cannon platoon is in close support), commander heavy weapon company, light anti-tank platoon, and staff officers ; formulates plan of attack ; makes notes for issuance of attack order, including location of ammunition depot, battalion aid station, and route of advance for ammunition ; orders S-3 to have operation overlay prepared ; meets company commanders and orders S-3 to orient them ; Issues order.
15	CO RES BN	Reports to regimental commander or S-3 for situation and orientation ; upon completion of regimental order, directs serjeant sergeant operations to copy regimental operation map (if overlay is not issued) ; informs staff of regimental order and orients them on situation ; makes map and ground reconnaissance, selecting route for movement of battalion to its initial location ; moves battalion to initial location ; reestablishes anti-aircraft, anti-tank and ground security ; formulates a plan for the protection of the rear combat area of the regiment, submitting same to regimental commander for approval ; sends staff officer to regimental command post as liaison officer ; makes, or causes to be made, route reconnaissance in the directions of probable employment of his battalion ; joins regimental commander, leaving battalion executive officer in command of battalion ; keeps staff informed of situation ; provides for continuous reconnaissance as attack progresses.
16	BN COMDR FA	Orders preparation of the plan of fires, which is based upon the regimental plan of attack and upon the requests (usually transmitted by the artillery liaison officers) for fires in support of the attacking battalions ; after approval by the regimental commander, issues that these plans are distributed to the regiment, battalions, and to higher headquarter ; requests additional artillery fire support through the division artillery officer when needed.

## 第四段(續)

		定各排最初陣地位置及支援任務；計劃本連之彈藥補給問題，設本連不能直接利用團彈藥交付所時，則指定連彈藥交付所，並計劃由連彈藥交付所補給事宜。
12.	勤務連連長	接受並執行補給軍官之後勤命令，包括輜重車輛停車區及團部直轄車輛行動之警戒。
13.	步兵聯絡官	第一聯絡官在師指揮所，將師長及幕僚考慮之計劃與當前敵方及我軍情況之變化，隨時報告團長，如師長及其幕僚有所命令時，即傳達之（由人員或用其他聯絡方法行之）。第二聯絡官，停於團指揮所，準備於情況需要時執行任務；第三聯絡官留於鄰接師之團部中。
14.	第一綫營營長	到達指定地點接收攻擊命令，命令所屬幕僚與團部之相關人員接觸；向團長或作戰軍官請示情況及方針，接受命令完了後，命作戰上士抄錄作戰地圖（如未發複製圖時），與其他攻擊營營長商議，規劃爾後之協同及計劃之更動，將情況及命令告知幕僚，作圖上之偵察，決定地面搜索任務之分配，並規定幕僚於指定之時間與地點，呈出其建議並擬定營攻擊命令，令其作戰軍官與各軍官接觸並告知情況，並引導各連長及輕戰防砲排長至指定地點受領營攻擊命令，令情報軍官與掩護部隊指揮官保持接觸，蒐集最近之敵情；然後率同砲兵聯絡官、指定之幕僚人員及榴彈砲排之排長（如指定該排任本營直接支援時）出發偵察；返回至指定之地點，即收集砲兵聯絡官、輕榴彈砲排排長（如指定該排任本營直接支援時）、重兵器連連長、輕戰防排排長及幕僚人員之建議，擬定攻擊計劃；記錄下達攻擊命令之要點，包括彈藥交付所、營紮帶所與彈藥補給路綫；命作戰軍官準備作戰複製圖；集合各連連長，命作戰軍官解釋情況；下達命令。
15.	預備隊營營長	向團長或作戰軍官請示情況及方針；接收命令之後，命作戰上士抄錄團之作戰地圖（如未發複製圖時）；將團長之命令及情況面示各幕僚；作圖上與實地上偵察，選擇進入其最初位置之路綫，將部隊率至該處，重新配置對空對戰車與地面之警戒；擬定掩護本團作戰地區後方之計劃，並繕呈團長核示；派遣軍官至團指揮所為聯絡官；偵察本營可能使用方向各路綫；本人與團長在一處，令營附率領部隊，隨時將情況告知部下；繼續偵察攻擊前進時之地形。
16.	砲兵營營長	根據團之攻擊計劃及請求（通常由砲兵聯絡官傳達），命使準備射擊計劃，支援攻擊之第一綫營，送交團長批示後，將此計劃告知團部、各營及上級司令部，情況需要時，可向師砲兵參謀請求增加砲兵火力之支援。



**PHASE V. From hour of attack and thereafter, including capture of the division objective.**

1	REGTL COMDR	At observation post or command post in communication with organic and supporting units, division command post, and command posts of adjacent units; keeps self and division commander informed of the situation; provides for continuous reconnaissance and security; coordinates the fires of organic and supporting weapons with the maneuver of battalions to insure continuity of action; keeps reserve within supporting distance of attacking echelon by timely displacement; orders displacement of command post and other installations as the situation demands; commit the reserve in a decisive direction when the situation indicates a favorable result; when reserve has been committed, notifies <sup>24</sup> division commander and constitutes a new reserve at earliest opportunity; orders the reorganization and/or regrouping of tactical units as the situation demands; upon capture of the division objective maintains contact with the enemy and prepares for a continuation of the attack or such other action as may be ordered by the division commander; assures himself that plans for supply, evacuation, and replacement are being properly executed.
2	REGTL EX O	Makes a detailed study of information from all sources <sup>25</sup> and keeps regimental commander informed; coordinates and supervises staff duties; when command post is displaced, maintains old command post until new one is ready and functioning.
3	REGTL S-1	Performs administrative duties, including rendering reports to higher headquarter; when command post is displaced, reconnoiters <sup>26</sup> new location with communication officer and assists in establishment of new command post.
4	REGTL S-2	Revises S-2 plan in accordance with the situation; supervises work of intelligence and reconnaissance platoon; evaluates and disseminates enemy information to headquarter of higher, lower, and adjacent units; keeps regimental commander informed; keeps S-2 data posted on situation map; maintains necessary records; supervises counterintelligence agencies within the regiment, examines captured personnel and documents <sup>27</sup> ; maintains and supervises the regimental air-antimechanized warning system.
5	REGTL S-3	Posts S-3 data on situation map; renders prescribed tactical reports; keeps regimental commander, members of staff, and commanders of supporting units informed of the situation; supervises liaison and signal communication agencies.
6	REGTL S-4	Supervises the carrying out of his previous instructions, and makes such changes and additional plans to support the current plans of the regimental commander as are dictated by the tactical situation; pays particular attention to the resupply of ammunition (assisted by the munition officer), collects and disposes of captured supplies and salvage.
7	REGTL SURG	Supervises the carrying out of his orders, and makes such changes as are required by the development of the action (such as reinforcement of, or furnishing replacement to, battalion medical sections from his headquarter section, requests on higher authority for reinforcement, etc.); supervises preparation of casualty lists and other required medical reports and returns.
8	CO HQ CO (HQ COMDT)	Continues security and traffic control for command post and motor park; formulates and executes plan for custody and evacuation of prisoners; formulates and executes plan for custody and return of stragglers to organizations.
9	REGTL COM O	Supervises the maintenance and operation of signal communication within the regiment; keeps abreast of the situation; supervises the displacement of the command post in conjunction with S-1

24. notify 通知,報告.

25. source 來源,主因.

## 第五段 攻學開始及其以後至攻學目之佔領

1.	團長	本人在觀測所或指揮所，隨時與本團、支援部隊、師指揮所及鄰接部隊保持聯絡，隨時明瞭情況並報告師長，繼續偵察及警戒；將本團及支援部隊之火，與各攻擊營之運動協同，以確保攻擊之連續；使預備隊適時推進至能支援第一綫營距離之內，令指揮所及其他部門依情況之需要向前推進；如情況顯示有利，可使用預備隊於決定方向，如預備隊使用後，即報告師長並於急速時機組成新預備隊，如情況需要，可重新整頓或重新部署以繼續攻擊，佔領攻擊目標之後，仍須與敵人接觸，準備繼續攻擊，或服行師長指定之其他行動，確實監督補給、後送與計劃之實施。
2.	團附	詳細研究各種來源之消息，隨時報告團長；監督並調協各幕僚之工作；指揮所前移時，應維持原指揮所，直至新指揮所設立完畢並開始其業務時為止。
3.	團人事軍官	執行雜務事宜，包括呈送高級司令部之例行報告；指揮所前進時，與通信軍官及幕僚偵察新位置，設立新指揮所。
4.	團情報軍官	依據情況重訂情報計劃；監督情報搜索排之工作，將情報審定並通報上級、下級及鄰接部隊；隨時將情況告知團長；將情報資料註於情況地圖上；保存必需案卷；監督團內反情報機構活動，研究俘獲之文件並審問俘虜，監督並維持對空及對機械化襲擊之警報系統。
5.	團作戰軍官	將作戰情況登記於情況圖上，呈出各種戰術報告，隨時將情況報告團長、幕僚人員及支援部隊；監督通信與聯絡事宜。
6.	團補給軍官	監督其前頒訓令之實施，應戰術情況之需要，修改或增加各項計劃，以洽合團長之現行計劃；彈藥之補給（在軍械軍官協助之下）特須注要；收集並處理俘虜補給品及物資。
7.	團軍醫官	監督命令之實施，依作戰進展之需要，加以修正（如由團衛生隊增強與補充各營之衛生班，請求上級部隊增強等屬之）；監督準備傷亡統計表與其他要求之衛生報告及覆文。
8.	團部連連長 (副官長)	繼續停車場及指揮所之警戒與交通管制；擬定並執行俘虜監守及後送之計劃，擬定並執行落伍兵之監守及送還原屬部隊之計劃。
9.	團通信軍官	監督團內通信聯絡之維持與靈活；隨時明瞭情況，與人事軍官及團副官會同監督指揮所之前移，常預備替換之通

## PHASE V (cont'd)

		and the headquarter commandant, as ordered ; prepares alternate plans of communication to meet possible contingencies.
10	CO AT CO	Maintains liaison with the regimental commander, keeps abreast of the situation ; submits such revision of plans for antiméchanize defense of regiment as the situation demands ; supervises the execution of missions assigned his company ; supervises resupply of ammunition to elements of his company.
11	CO CN CO (HOW O)	Maintains liaison with the regimental commander, keeps abreast of the situation ; prepares to submit plans for the continuous support of the attacking echelon ; supervises the execution of fire missions assigned cannon ; supervises resupply of ammunition to cannon company.
12	CO SERV CO	Issues the necessary instructions for the employment of organic personnel and equipment to conform to regimental administrative plan, exclusive <sup>28</sup> of ammunition supply.
13	INF LN O'S	Liaison officer No. 1, at division command post, keeps regimental commander informed of any changes in the hostile or friendly situation and any plans that the division commander and staff may be considering ; transmits such directives to regimental commander (either in person or by available means of communication) as are ordered by the division commander or staff ; liaison officer No. 2, at the regimental command post, is available for such liaison duty as the situation demands ; liaison officer No. 3 remains with regiment of adjacent division.
14	CO EACH BN IN ATTACK- ING ECH	At observation post observing progress of his attacking echelon ; in communication with his command post ; keeps staff at his own command post, and regimental commander, informed of the situation ; provides for continuous reconnaissance and security ; coordinates the fires of organic and supporting weapons with the maneuver of companies to insure continuity of action ; by timely displacement keeps reserve within supporting distance of attacking echelon ; orders displacement of command post and other installations as the situation demands ; commits the reserve in a decisive direction when the situation indicates favorable results ; when reserve has been committed, notifies regimental commander and constitutes new reserve at earliest opportunity ; orders the reorganization and/or regrouping of tactical units as the situation demands ; upon capture of the regimental objective, maintains contact with the enemy and prepares for a continuation of the attack or such other action as may be ordered by the regimental commander ; assures himself that plans for supply and evacuation are being properly executed.
15	CO RES BN	At regimental command post ; keeps abreast of the situation ; keeps battalion staff informed ; moves battalion to new location as ordered by regimental commander ; revises plans for defense of rear combat area of regiment in accordance with situation ; provide for continuous route reconnaissance in the direction(s) of the probable employment of his battalion ; upon receipt of orders committing his battalion into action, follows procedure as outlined for a commander of a battalion in the attacking echelon.
16	BN COMDR FA	Maintains liaison with regimental commander ; keeps abreast of the situation ; orders displacement and assigns new fire missions to elements of his command in order to provide close and continuous fires in support of the plan of maneuver of supported units.

28. exclusive 除掉.

## 第五段(續)

		信計劃，以應付可能之狀況變更。
10.	戰防砲連連長	與團長保聯絡；隨時明瞭情況；情況需要時，修訂團對機械化部隊防禦之計劃；監督其部下執行任務，及各排彈藥之補給。
11.	小砲連連長 (榴彈砲軍官)	與團長保持聯絡；隨時明瞭情況；準備提供連續支援第一綫營之計劃；監督本連所負火力任務之實施及彈藥之補給。
12.	勤務連連長	下達必要之訓令，使用團部之人員及裝備，執行團後勤計劃，彈藥之補給在外。
13.	步兵聯絡官	第一聯絡官在師指揮所，隨時將敵我情況之變化，及師長或其幕僚所考慮之計劃報告團長；傳達師長及其幕僚所有訓令與團長(利用人員或其他可用之通信方法)；第二聯絡官在團指揮所，準備情況需要時担任工作；第三聯絡官，在鄰接師之團部聯絡。
14.	第一綫營營長	在觀測所觀察其第一綫部隊之進展；與其指揮所連絡，將情況通知其指揮所之幕僚及團長；繼續部署其偵察與警戒；協調本營及支援部隊之火力，支援各連之運動，使繼續前進；適時移動預備隊，使在能支援攻擊部隊距離之內；由於情況之需要，移動其指揮所及其他部門；如情況顯示結果有利，可使用預備隊加入決定方面，使用後，報告團長，迅速組成新預備隊；如狀況需要，可重新調整或重新部署其戰術編組部隊；在佔領攻擊目標之後，與敵保持接觸，並準備於團長有所命令時，能繼續攻擊或採其他行動；隨時監督本部補給與後送計劃之確實實施。
15.	預備隊營營長	在團指揮所，隨時明瞭當前之情況；並告知其幕僚；依團長之命令，將部隊運動至新位置；依據情況，修訂團作戰地區後方掩護計劃；繼續偵察可能使用該營方向之前進路綫；接到命令後，即將部隊加入戰鬥，其後之行動，與第一綫營營長所示大要相同。
16.	砲兵營營長	與團長保持聯絡；隨時明瞭情況；為密切并繼續支援其所協同部隊行動計劃所需之支援火力，應適時下達命令使其部隊變換陣地并指定新射擊任務。

## PART II.

## THE INFANTRY REGIMENT IN DEFENSE.

**PHASE I. Regiment in combat zone protected by a general covering force. Message received from division ordering regimental commander to report to division commander for the defense order and that regimental be moved to assembly area designated on overlay appended to message.**

1	REGTL COMDR	Suballots regimental assembly area to battalions and separate units ; orders regimental executive officer to move units to designated assembly areas and prepare for immediate combat ; orders S-2, S-3, S-4, surgeon, communication officer, commander anti-tank company, howitzer officer, liaison officers No. 1 and No. 2, and certain enlisted specialists to accompany him in several vehicles, each vehicle moving individually ; proceeds to report to division commander for orders.
2	REGTL EX O	Moves units to designated assembly areas ; prepares regiment for immediate combat ; supervises establishment of air-antimechanized warning system ; provides security ; releases company train to battalions and separate units ; establishes command post.
3	REGTL S-1	Assists in the assignment and movement of units to designated locations in the assembly areas ; assists in the establishment of the command post ; assigns and expedites movement of casualties to units ; handles administrative matters.
4	REGTL S-4	Accompanies regimental commander.
5	REGTL S-3	Accompanies regimental commander (accompanied by major sergeant operations and stenographer).
6	REGTL S-4	Accompanies regimental commander.
7	REGTL SURG	Accompanies regimental commander.
8	CO HQ CO (HQ COMDT)	Establishes or continues security for the command post ; formulates local plan for traffic control, including disposition of motors in vicinity of command post ; supervises execution of this plan after approval by regimental executive officer.
9	REGTL COM O	Accompanies regimental commander (accompanied by radio operator with radio).
10	CO AT CO	Accompanies regimental commander.
11	CO CN CO (HOW O)	Accompanies regimental commander.
12	CO SERV CO	Executes orders received from S-4 and/or regimental executive officer ; releases company train to battalions ; establishes and maintains security of the trains.
13	INF LN O'S	Liaison officers No. 1 and No. 2 accompany regimental commander, liaison officer No. 3 remains with regiment.
14	CO EACH FRONT-LINE BN	Issues and executes orders for movement of his battalion to designated assembly area ; prepares battalion for immediate combat ; establishes local air antimechanized warning system ; provides security ; releases company train ; establishes temporary command post.
15	CO RES BN	Issues and executes orders for movement of his battalion to designated assembly area ; prepares battalion for immediate combat ; establishes local air-antimechanized warning system ; provides security ; releases company train ; establishes temporary command post.
16	BN COMDR FA	Not yet reported.

## 第二節 步兵團之防禦

第一段 團在有一般掩護部隊掩護下之戰鬥地區內，團長接到師之命令，令將部隊運動至命令所附複製圖上所指示之集結地區，團長至師部接受防禦命令。

1. 團長	將團集結地區劃分給各營及其他單位；令團附將部隊率領至指定之集結地區，並準備立即參與戰鬥；令情報軍官、作戰軍官、補給軍官、軍醫官、通信軍官、戰防砲連連長、榴彈砲軍官、第一與第二聯絡官及若干指定之特科人員隨同本人分乘數車，各車單獨行動，前往師部接受命令。
2. 團附	將部隊率領至指定之集結地區；行緊急作戰之準備；監督對空或對機械化部隊襲擊之警報機構；部署警戒，將原屬各連車輛編入各營及其他部隊；設立指揮所。
3. 團人事軍官	協助辦理集結地區之劃分，及各單位進入指定之位置，協理指揮所之設立，指派并督促各臨時配屬人員至各單位；管理其他事務。
4. 團情報軍官	隨同團長
5. 團作戰軍官	隨同團長（隨帶作戰軍士及速記員）
6. 團補給軍官	隨同團長
7. 團軍醫官	隨同團長
8. 團部連連長 （副官長）	部署或繼續指揮所之警戒，擬定地區交通管制計劃，包括指揮所近旁汽車場位置，送交團附批准後監督其實施。
9. 通信軍官	隨同團長（隨帶無綫電人員及無綫電）。
10. 戰防砲連連長	隨同團長
11. 小砲連連長 （榴彈砲軍官）	隨同團長
12. 勤務連連長	實施補給軍官或團附之命令；將連屬之車輛編入各營；配置并維持運輸縱列之警戒。
13. 步兵聯絡官	第一第二連絡官隨同團長，第三連絡官留守團部。
14. 第一錢營營長	下達并實施本營進入指定集結地區之命令，作本營緊急作戰之準備；部署本地區之對空或對機械化部隊襲擊之警報機構，配置警戒，編入車輛，設置臨時指揮所。
15. 預備隊營營長	下達并實施本營進入指定集結地區之命令，作本營緊急作戰之準備；部署本地區之對空及對機械化部隊襲擊之警報機構，配置警戒，編入車輛，設立臨時指揮所。
16. 砲兵營長	尙未報到。

**PHASE II. Regimental commander, with selected members of staff, reports to division commander at designated time and place.**

1	REGTL COMDR	Orders staff officers to contact corresponding members of division staff; personally contacts chief of staff or G-3 for situation and orientation.
2	REGTL EX O	Continues such duties described for preceding phase as have not been completed.
3	REGTL S-1	Continues such duties described for preceding phase as have not been completed.
4	REGTL S-2	Contacts G-2 for latest information of enemy and for essential elements of information.
5	REGTL S-3	Contacts G-3; gets location of all friendly and supporting units and any other information relative to the situation; keeps regimental commander informed; accompanies regimental commander to receive order.
6	REGTL S-4	Contacts G-4 and quartermaster for pertinent extracts of division supply plan.
7	REGTL SURG	Contacts division surgeon for pertinent extracts of the evacuation plan.
8	CO HQ CO (HQ COMDT)	Maintains security of command post and supervises local traffic control.
9	REGTL COM O	Contacts division signal officer for any special instructions pertaining to signal communications.
10	CO AT CO	Contacts division anti-tank officer for anti-tank defense plan.
11	CO CN CO (HOW O)	Functions as directed by the regimental commander.
12	CO SERV CO	Continues such duties described for phase I as have not been completed.
13	INF LN O'S	Liaison officers No. 1 and No. 2 accompany regimental commander; liaison officer No. 3 remains with regiment.
14	CO EACH FRONT-LINE BN	Maintains local security; supervises preparation for combat.
15	CO RES BN	Maintains local security; supervises preparation for combat.
16	BN COMDR FA	Personally contacts G-3 or division artillery commander for situation and orientation.

**PHASE III. Regimental commander receives orders for the defense of a sector of the battle position; supporting artillery commander reports.**

1	REGTL COMDR	Contacts commanders of adjacent units and arranges for later coordination on the ground and exchange of plans; informs staff of situation and orders; makes map study and tentative plan; sends liaison officer No. 2 to regimental execution officer with orders for movement of troops to positions and for battalion commanders to report for orders; assign ground reconnaissance missions to staff; makes ground reconnaissance, accompanied by S-3 and artillery commander; returns to designated place and receives staff reports; completes plan of defense so as to provide security, coordinate fires, organize ground, and plan counterattacks; orders S-3 to prepare operation map; meets battalion commanders and orders staff officer to orient them.
2	REGTL EX O	Receives orders from regimental commander delivered by liaison officer No. 2; assembles battalion commanders and sends them

## 第二段 團長率領選定之幕僚在指定時間與地點，向師長報到。

1.	團長	令本團幕僚人員與師部之相關幕僚接洽，本人面見參謀長或作戰處處長請示情況及方針。
2.	團附	第一段所述之業務，如未完成，則繼續完成之。
3.	團人事軍官	第一段所述之業務，如未完成，則繼續完成之。
4.	團報情軍官	與情報處處長聯絡，以知最近之敵情及各種情報要素。
5.	團作戰軍官	與作戰處處長聯絡，聽取所有友軍及支援部隊之位置，及與情況有關之其他消息；隨時報告團長；隨同團長接受命令。
6.	團補給軍官	向後勤處處長及軍需官聯絡，以知師補給計劃有關之要項。
7.	團軍醫官	向師部軍醫官聯絡，以知後送計劃之要項。
8.	團部連連長 (副官長)	維持指揮所之警戒及監督本地區之交通管制。
9.	團通信軍官	向師部通信參謀聯絡，以知有無關於通信連絡之特殊訓令。
10.	戰防砲連連長	向師部戰防參謀聯絡，以知戰車防禦計劃。
11.	小砲連連長 (榴彈砲軍官)	執行團長指定之業務。
12.	勤務連連長	第一段所述之業務，如未完成者繼續實施之。
13.	步兵聯絡官	第一第二聯絡官隨同團長，第三聯絡官留守團部。
14.	第一綫營營長	維持範圍內之警戒，監督戰鬥之準備。
15.	預備隊營營長	維持範圍內之警戒，監督戰鬥之準備。
16.	砲兵營營長	親與作戰處處長或砲兵指揮官請示情況及方針。

## 第三段 團長接到命令担任防禦主陣地之一部及直協砲兵隊長之報到。

1.	團長	與鄰接部隊指揮官協定此後地面之協同，並互相交換計劃；將命令及情況告知幕僚；研究地圖，并擬定行動計劃；派第二聯絡官攜帶命令告知團附，將部隊率至陣地並集合各營營長待命；指定幕僚以地面偵察之任務，偕同作戰軍官，及砲兵營營長作實地之偵察，歸還指定地點後聽取幕僚之報告；完成包含警戒、火力協同、陣地編成及逆襲等項之防禦計劃；命令作戰軍官準備作戰地圖；接見各營營長，指定幕僚將情況告知。
2.	團附	接受第二聯絡官所傳達之團長命令，集合各營營長，隨同該聯絡官至前方；下達額外彈藥分發命令及處置剩餘裝



## PHASE III (cont'd)

		forward with liaison officer No. 2; orders issue of extra ammunition and disposal of surplus equipment; issues orders for movement of units to battle position.
3	REGTL S-1	Continues such duties described for phase I as have not been completed.
4	REGTL S-2	Makes reconnaissance as ordered; selects observation posts; submits plan for the establishment, supervision, and coordination of the regimental air-antimechanized warning system; posts S-2 data on situation map; prepares analysis of enemy capabilities; initiates the formulation of an S-2 plan, including the employment of the regimental intelligence and reconnaissance platoon and tentative assignment of missions to battalion intelligence personnel; informs regimental commander of essential elements of information.
5	REGTL S-3	Accompanies regimental commander; prepares terrain analysis; supervises preparation of operation map.
6	REGTL S-4	Assisted by the munition officer, train officer, and surgeon, makes reconnaissance preparatory to submitting recommendations to the regimental commander release the control of ammunition train vehicles; the delivery of ammunition and fortification materials; and the location of the ammunition depot, aid station, and train bivouac.
7	REGTL SURG	Makes reconnaissance and submits recommendations to S-4 concerning location of aid station and plans for evacuation.
8	CO HQ CO (HQ COMDT)	Maintains security of command post and supervises local traffic control.
9	REGTL COM O	Makes reconnaissance for routes of signal communication and command post locations; submits recommendations to S-3.
10	CO AT CO	Makes reconnaissance as ordered by the regimental commander; makes terrain analysis for likely avenues of hostile mechanize approach; submits recommendations for the employment of his company, and for the coordination of all other anti-tank means, including locations of anti-tank mine fields to be established, to insure the protection of the regiment sector.
11	CO CN CO (HOW O)	Makes reconnaissance as ordered by regimental commander; coordinates with artillery commander and commander anti-tank company; submits recommendations for the employment of the cannon company.
12	CO SERV CO	Continues such duties described for phase I as have not been completed.
13	INF I N O S	Liaison officer No. 1, at division command post, keeps regimental commander informed of any changes in the situation and of any plans being considered by the division commander or staff; transmits directives to the regimental commander (either in person or by available means of communication) as ordered by the division commander or staff. Liaison officer No. 2 rejoins regiment, guides officers forward after delivery of orders from regimental commander. Liaison officer No. 3 remains with regiment.
14	CO EACH FRONT-LINE BN	Receives warning order from regimental commander; orients battalion executive officer and issues necessary instructions; orders S-2, S-3, S-4, communication officer, commander heavy weapon company, commander anti-tank platoon, and sergeant sergeant operations to accompany him in several vehicles, each vehicle moving individually, to regimental commander for orders; orders battalion executive officer to have rifle company commanders report to him at specified time and place for orders; proceeds to report to regimental commander.

## 第三段(續)

		備；下達各部進入陣地位置之命令。
3.	團人事軍官	第一段所述之任務如未完成時，繼續完成之。
4.	團情報軍官	如命令所示實行偵察；選擇觀測所，提供團之對空與對機械化部隊襲擊警報組織之配置，監督與協同之計劃，將情報資料註於圖上；準備分析敵可能之行動；開始擬定情報計劃，包括團情報搜索排之使用及須為指定各營情報人員之任務，將情報要項告知團長。
5.	團作戰軍官	隨同團長；準備地形之分析；監督準備作戰地圖。
6.	團補給軍官	由軍械官輜重軍官及軍醫官之協助，實施偵察，準備向團長建議有關彈藥運輸車輛之管制；彈藥及工作器具之運送；彈藥交付所、綁帶所及停車場之位置。
7.	團軍醫官	偵察並向補給軍官建議有關綁帶所與後送計劃之事項。
8.	團部連連長 (副官長)	維持指揮所之警戒並監督轄區之交通管制。
9.	團通信軍官	實施偵察通信路綫及指揮所之位置；向作戰軍官建議。
10.	戰防砲連連長	依團長之命令實施偵察；分析地形，判斷敵軍機械化部隊可能近接之路綫；提供其有關部隊使用及其他一切戰防方法協同之意見，如設置戰防地雷區之位置等，以確實掩護團之防禦地區。
11.	小砲連連長 (榴彈砲軍官)	依團長之命令，實施偵察；與砲兵營長及戰防砲連連長獲得協定；建議有關使用其部隊之事項。
12.	勤務連連長	第一段所述之任務如有未完成者，繼續完成之。
13.	步兵聯絡官	第一聯絡官，留於師指揮所，將一切情況上之變化，及師長與其幕僚所考慮之計劃報告團長，如師長及其幕僚有所命令時，即傳知團長(用人員或其他通信方法傳達)。第二聯絡官回到團部傳達團長命令之後，將各官長領至前方，第三聯絡官留守團內。
14.	第一綫營營長	接受團長預告命令；指示營附并下達必要之訓令；令情報、作戰、補給、通信各軍官、重武器連連長、戰防排排長及指定作戰軍士隨同本人分乘數車，各車單獨行動，至團部接受命令；命營附通知各步槍連連長於指定之時間及地點報到候命；赴團長處報到。

## PHASE III (cont'd)

15	CO RES BN	Receives warning order from regimental commander; orients battalion executive officer and issues necessary instructions; orders S-2, S-3, S-4, communication officer, commander heavy weapon company, commander anti-tank platoon, and sergeant operations to accompany him in several vehicles, each vehicle moving individually, to regimental commander for orders; orders battalion executive officer to have rifle company commanders report to him at specified time and place for orders; proceeds to report to regimental commander.
16	BN COMDR FA	With certain liaison and staff officers, reports to infantry regimental commander; accompanies him on reconnaissance; coordinates artillery fire support, air-antimechanized warning system, and local security measures with the infantry defense plans.

## PHASE IV. Regimental commander issues defense order—position organized and occupied.

1	REGTL COMDR	Issues defense order; supervises execution of his orders; maintains contact with higher, adjacent, and subordinate units; assures himself that subordinate and supporting commanders are conversant with the situation at all times; checks administrative arrangements.
2	REGTL EX O	Makes a detailed study of information from all sources and keeps regimental commander informed; coordinates and supervises staff duties.
3	REGTL S-1	Coordinates the duties of the communication officer and headquarter commandant in the establishment of the command post as ordered by the regimental executive officer; performs administrative duties.
4	REGTL S-2	Continues the formulation of and revises the S-2 plan and supervises the execution thereof; collects, evaluates, and distributes enemy information to higher, lower, and adjacent units; maintains and supervises the regimental air-antimechanized warning system; posts S-2 data on situation map; keeps regimental commander informed of enemy situation and capabilities; procures and issues maps; maintains and supervises counterintelligence measures.
5	REGTL S-3	Dispatches liaison officer No. 3 to maintain liaison with regiment of an adjacent division; posts S-3 data on situation map; renders prescribed tactical reports; keeps regimental commander; members of staff and commanders of supporting and adjacent units informed of the situation; supervises liaison and signal communication agencies.
6	REGTL S-4	Returns to command post; issues to commander service company and munition officer the necessary administrative instructions to carry out the approved supply plan for the regiment. These instructions will include the temporary release of certain vehicles under regimental control, replenishment of ammunition, establishment of ammunition depot and train bivouac, traffic control, and (if applicable) distribution of class I supplies, etc.
7	REGTL SURG	Issues orders covering the establishment and maintenance of regimental aid station, details for evacuation of sick and wounded, and other matters under his jurisdiction, including medical supply.
8	CO HQ CO	Assists in the establishment of command post motor park and provides security therefor; establishes and enforces traffic control in and out of command post.
9	REGTL COM O	Consults with S-1 and headquarter commandant as to the interior arrangement of the command post, with S-2 as to the location

## 第三段(續)

15.	預備隊營營長	接受團長預告命令，指示營附并下達必要之訓令，令情報、作戰、補給、通信各軍官、重武器連連長、戰防排排長及指定作戰軍士隨同本人分乘數車，各車單獨行動，至團部接受命令；命營附通知各步槍連連長於指定之時間及地點報到候令；赴團長處報到。
16.	砲兵營營長	率領若干聯絡官及幕僚，向步兵團長處報到；隨團長偵察地形；關於砲兵支援、對空與對機械化部隊攻擊之警報組織，地區警戒方法等項，與團防禦計劃協同。

## 第四段 團長下達防禦命令——陣地編成及佔領

1.	團長	下達防禦命令；監督其命令之實施，與高級、隣接及下屬部隊保持連絡；使下屬與支援部隊指揮官，隨時明瞭當前情況；檢查各雜務事項之設施。
2.	團附	詳細研究各種來源之消息，隨時報告團長；督導並協調各幕僚之工作。
3.	團人事軍官	依團附之指示，協同通信軍官與團副官設立指揮所；辦理各項雜務事宜。
4.	團情報軍官	繼續擬定及修改情報計劃，並監督其實施；蒐集審核並分配敵方消息於各上級、下屬及隣接部隊；維持并監督團之對空及對機械化部隊攻擊之警報機構；添註情報事項於情報圖上；隨時將敵之消息及可能行動報告團長；搜集並分發地圖；實施並監督反情報工作。
5.	團作戰軍官	派遣第三聯絡官與鄰接師之團連絡；將作戰資料記入作戰圖上；提出規定之戰術報告；隨時將情況報告團長，通知幕僚人員及鄰接或支援部隊指揮官；監督連絡及通訊機構。
6.	團補給軍官	返回指揮所；為實施核定之團補給計劃，下達必要之訓示與勤務連連長及軍械官，其中應包括規定若干車輛暫時編入團控制之下，彈藥之補充彈藥交付所與運輸縱列停車場之建立，交通管制，可能時之第一類補給品分發之施等。
7.	團軍醫官	下達關於團綑帶所設立與維持之命令；規定傷兵病兵之後送，與其他職務內之工作，包括衛生補給問題。
8.	團部連連長 (副官長)	協助設立指揮所與指揮所停車場及警戒之配置；指揮所出入車輛交通管制之設立與增強。
9.	團通信軍官	與人事軍官及團副官商討指揮所之內部設施；與情報軍官

## PHASE IV (cont'd)

		of observation post(s) and communications for the regimental air-antimechanized warning system, and with S-3 for additional instructions and coordination; may consult with S-4 on supply matters; issues necessary orders to his platoon; establishes communication in accordance with division and regimental orders.
10	CO AT CO	Issues orders assigning position areas and missions to elements of his company, to include the construction of anti-tank obstacles; coordinates the antimechanized defense plans of the regiment (including elements of his company the anti-tank platoons of battalions and the cannon company) with the antimechanize defense plans of adjacent and higher units; establishes command post and observation post; plans for the resupply of ammunition to elements of his company; supervises execution of his orders.
11	CO CN CO (HOW O)	Confers with S-3 and artillery commander concerning coordination of position areas and supporting fires; issues orders assigning position areas and missions to platoons; establishes command post and observation post; plans for the resupply of ammunition to the cannon company (establishes cannon ammunition point, if necessary); supervises execution of his orders.
12	CO SERV CO	Executes instructions received from S-4; maintains security of the trains.
13	INF LN O'S	Liaison officer No. 1, at division command post, keeps regimental commander informed of any changes in the situation. Liaison officer No. 2 at the regimental command post available for liaison duty. Liaison officer No. 3 dispatched to the regiment of an adjacent division.
14	CO EACH FRONT-LINE BN	Reports to regimental commander or S-3 for situation and orientation; after receipt of regimental order and operation map arranges for later coordination on the ground with adjacent commanders; makes map study and tentative plan; transmits warning order to battalion executive officer and orders movement of troops to position; assigns ground reconnaissance missions to staff; makes ground reconnaissance, accompanied by S-3, commander heavy weapon company, artillery representative and platoon leader of cannon platoon (if cannon platoon is in close support); receives staff reports; formulates plan of defense so as to; (1) provide security, (2) coordinate fires, (3) organize ground, and (4) plan counterattacks; orders S-3 to prepare operation map; meets rifle company commanders and orders staff officer to orient them; issues defense order; supervises execution of orders.
15	CO RES BN	Reports to regimental commander or S-3 for situation and orientation; after receipt of regimental order, makes map study and tentative plan; transmits warning order to battalion executive officer and orders him to move troops into position; assigns ground reconnaissance missions to staff; makes ground reconnaissance, accompanied by S-3, commander heavy weapon company, and artillery representative; receives staff reports; formulates plan of defense of regimental rear area, flank lines of resistance, and plans for counterattack, including assembly areas for any elements held mobile; orders S-3 to prepare operation map; meets rifle company commanders and orders staff officer to orient them; issues defense order; sends staff officer to regimental command post as liaison officer; supervises execution of orders. (Note: All or part of battalion may be employed on security mission).
16	BN COMDR FA	Orders preparation of the plan of fires based upon regimental plan of defense and upon the requests (usually transmitted by the artillery liaison officers) for fires in support of the battalions; after approval by the regimental commander insures that these plans are distributed to the regiment, battalions, and to higher headquarter; requests additional artillery fire support through the division artillery officer when needed.

## 第四段(續)

		商討觀測所之位置及團對空對機械化攻擊警報機構之通信；與作戰軍官請示增補之訓令與協同；亦可與補給軍官商討補給事宜；下達必要之命令與其通信排；按師與團之命令設置通信網。
10.	戰防砲連連長	下達命令指定本連各單位之任務與其陣地區域，包括戰防障礙物之設立；與團內防機械化之各部隊（包括本連，各營之戰防排，及小砲連）及鄰接、上級部隊之機械化防禦計劃協同；設立指揮所及觀測所；計劃本連各排之彈藥補充；監督命令之實施。
11.	小砲連連長 (榴彈砲軍官)	與作戰軍官及砲兵指揮官商討陣地區域及支援火力之協同；下達命令指定各砲排之陣地區域及任務；設立指揮所與觀測所；本連彈藥補充之計劃（必要時設立榴彈砲彈藥交付所）；監督命令之實施。
12.	勤務連連長	實施補給軍官下達之訓令；維持運輸縱列之警戒。
13.	步兵聯絡官	第一聯絡官在師部，隨時報告團長一切情況之變化；第二聯絡官於團部作適宜之連絡工作；第三聯絡官被派至鄰接師之一團。
14.	第一綫營營長	向團長或作戰軍官請示情況及方針；接受團命令及作戰地圖之後，與鄰接部隊指揮官商討以後陣地上之協同；研究地圖作行動計劃；將預告命令下達與營附，命其將部隊率領至陣地，指定各幕僚實地偵察地形之任務；率領作戰軍官、重武器連連長、砲兵聯絡官與榴彈砲排排長（如有榴彈砲連任直協支援時）偵察地形；接受幕僚之報告；擬定防禦計劃如下項：(1) 部署警戒(2) 火力協同(3) 陣地編成(4) 逆襲計劃；命作戰軍官準備作戰地圖；集合各步槍連長命幕僚指示之；下達防禦命令；監督命令之實施。
15.	預備隊營營長	向團長或作戰軍官請示情況及方針；接收命令後，研究地圖，擬定行動計劃；向營附下達預告命令，並令其將部隊帶至陣地；指令各幕僚實地偵察之任務，率同作戰軍官，重武器連連長、砲兵聯絡官偵察地形；接受幕僚之報告，擬定團後方地區之防禦計劃，側翼抵抗綫及逆襲之計劃，包括各控置機動單位之集結地區；命作戰軍官準備作戰地圖，集合各步槍連長並令幕僚指示之；下達防禦命令，派遣幕僚至團指揮所任聯絡官，監督命令之實施。（注意：全營或一部部隊應担任警戒勤務）。
16.	砲兵營營長	依照團防禦計劃及所支援各營火力上之請求（通常通過砲兵聯絡官）為基礎，擬訂射擊計劃；此射擊計劃經團長核准後，應分報團部、各營及上級司令部；必要時可向師砲兵參謀請求增強砲兵火力之支援。

## PHASE V. Conduct of the defense.

1	REGTL COMDR	At command post or observation post in communication with organic and supporting units; keeps all concerned informed of the situation; provides for continuous reconnaissance and security; commits the reserve to counterattack when the situation indicates favourable results; coordinates the fires of organic and supporting weapons with the maneuver of subordinate units; notifies division commander when reserve has been committed and constitutes a new reserve at earliest opportunity; orders the reorganization and/or regrouping of tactical units as the situation demands; assures himself that plans for supply, evacuation, and replacements are being properly executed.
2	REGTL EX O	Makes a detailed study of information from all sources and keeps regimental commander informed; coordinates and supervises staff duties.
3	REGTL S-1	Performs administrative duties, including rendering prescribed reports to higher headquarter.
4	REGTL S-2	Revises S-2 plan in accordance with the situation; supervises work of intelligence and reconnaissance platoon; collects, evaluates, and disseminates enemy information to higher, lower, and adjacent units; maintains and supervises the regimental air-antimechanized warning system; posts S-2 data on situation map and keeps regimental commander informed; maintains prescribed records; supervises counterintelligence measures; examines captured personnel and documents.
5	REGTL S-3	Posts S-3 data on situation map; renders prescribed tactical reports; keeps regimental commander, members of staff, and commanders of supporting and adjacent units informed of the situation; supervises liaison and signal communication agencies.
6	REGTL S-4	Supervises the carrying out of his instructions and makes such changes and plans to support the current plans of the regimental commander as are dictated by the tactical situation.
7	REGTL SURG	Supervises the carrying out of his orders and makes such changes as are required by the development of the action (such as reinforcement of, or furnishing replacements to, battalion medical sections from his headquarter section, requests on higher authority for reinforcement, etc.); supervises preparation of casualty lists and other required medical reports and returns.
8	CO HQ CO (HQ COMDT)	Continues security and traffic control for command post and motor park; formulates and executes plan for custody and evacuation of prisoners; formulates and executes plan for custody and return of stragglers to organizations.
9	REGTL COM O	Supervises the maintenance and operation of signal communication within the regiment keeps abreast of the situation; prepares alternate plans of communication to meet possible contingencies.
10	CO AT CO	Maintains liaison with regimental commander; keeps abreast of the situation; submits such revision of plans as are necessary for the antimechanized defense plans of the regimental sector; supervises the execution of missions assigned to his company; supervises resupply of ammunition to elements of his company.
11	CO CN CO (HOW O)	Maintains liaison with the regimental commander; keeps abreast of the situation; submits such revision of plans as are necessary for the employment of cannon company; supervises the execution of fire missions assigned to cannon company; supervises resupply of ammunition to cannon company.
12	CO SERV CO	Executes instructions received from S-4; maintains security of the train.
13	INF LN O'S	Liaison officer No. 1, at division command post, keeps regimental commander informed of any changes in the situation. Liaison officer No. 2 at the regimental command post available for liaison

## 第五段 防禦戰鬥之指導

1. 團長	在指揮所或觀測所，與直轄及支援部隊保持聯絡；隨時明瞭與情況有關之各項消息，繼續派遣搜索或警戒；情況變化於我有利時，令預備隊逆襲；在下屬部隊作戰中使本團各部隊及支援火器相協同；預備隊使用後立即報告師長并於最速時機組織一新預備隊；如情況需要，令調整或重新編組戰術部隊；保證其補給、後送及補充計劃之圓滿實施。
2. 團附	詳細研究各種來源之消息，隨時報告團長；監督并協調各幕僚之業務。
3. 團人事軍官	辦理雜務事項，包括呈出各種規定送至上級司令部之報告。
4. 團情報軍官	按照情況以修正其情報計劃；監督情報及搜索排之工作；將敵情蒐集、審定并通知其上級、下屬與鄰接各部隊；監督並維持本團對空與對機械化部隊攻擊之警報機構，將情報資料記於情況圖上，並隨時報告團長；保留各種指定之文件，監督反情報工作；檢查俘虜與俘獲之文件。
5. 團作戰軍官	將作戰資料登入情況圖上；處理規定之戰術報告；隨時將情況告知團長、幕僚及鄰接與支援部隊之指揮官；監督通信與連絡機構。
6. 團補給軍官	監督其訓令之實施；又本於戰術情況，須定變更或擬定其他計劃以充實團長之現行計劃。
7. 團軍醫官	監督其命令之實施；依作戰之進展，須行若干之變更（如由團衛生隊增強或充實各營衛生班，或向上級部隊請求增強等等），監督調製傷亡統計表及其他要求之衛生報告并覆文。
8. 團部連連長 (副官長)	繼續維持團指揮所及停車場之警戒與交通管制；擬定並實施俘虜監守與後送計劃；擬定並實施監守及遣回落伍士兵至原屬單位之計劃。
9. 團通信軍官	監督團內通信連絡之維持與工作；隨明瞭情況；準備通信之替換計劃，以應付可能之意外事變。
10. 戰防砲連連長	與團長維持連絡；隨時明瞭情況；必要時提供團守備地區內對機械化部隊防禦計劃之修正；監督本連任務之實施；監督本連各單位之彈藥補充。
11. 小砲連連長 (榴彈砲軍官)	與團長保持連絡；隨時明瞭情況；必要時提供使用本連單位計劃之修正；監督本連所負火力任務之實施；監督本連之彈藥補充。
12. 勤務連連長	實施補給軍官之訓令；維持運輸縱列之警戒。
13. 步兵聯絡官	第一聯絡官在師指揮所，隨時將情況之變化報告團長；第二聯絡官留於團指揮所擔任連絡；第三聯絡官至鄰接師



## PHASE V (cont'd)

		duty. Liaison officer No. 3 with regiment of an adjacent division.
14	CO EACH FRONT-LINE BN	At observation post observing conduct of the defense; keeps regimental command post and his own command post informed of the situation; provides for continuous reconnaissance and security; commits his reserve to limit a hostile penetration or to restore the main line of resistance; coordinates the maneuver of counterattacking elements with the fires of organic and supporting weapons; notifies regimental commander when reserve has been committed and constitutes a new reserve at earliest opportunity; orders reorganization and/or regrouping of tactical units as the situation demands; assures himself that plans for supply and evacuation are being properly executed.
15	CO RES BN	Usually at regimental command post or with regimental commander, otherwise maintains liaison; keeps abreast of situation; keeps battalion officer and subordinate commanders informed; makes timely changes in dispositions and revises plans for defense of regimental rear area, and for counterattack, in accordance with current plans of the regimental commander; executes orders from regimental commander; assures himself that plans for supply and evacuation are being properly executed.
16	BN COMDR FA	In communication with division artillery officer; maintains liaison with supported infantry regiment and battalion commanders; keeps abreast of the situation; orders displacements and assigns new fire missions to elements of his command in order to provide close and continuous fires in support of the defense or counterattack of supported units; assures himself that plans for supply and evacuation are being properly executed.

## 第五段(續)

		之團。
14.	第一綫營營長	在觀測所觀察防禦戰鬥之進展；隨時將情況通知團指揮所及本營指揮所；繼續派遣偵察與警戒，為阻止敵人突破我綫陣地或為奪回主要抵抗綫時使用預備隊；使我逆擊部隊之運動與本營及支援兵器之火力協同；預備如已使用，立即報告團長，并於最速時機組成新預備隊；如情況需要時，令調整或重新編組戰術部隊；保證其補給與後送計劃之確實實施。
15.	預備隊營營長	通常在團指揮所或跟隨團長，否則亦需維持連絡；隨時明瞭情況，通知營部幕僚與下屬指揮官；適時變更部署并修正團後方地區防禦計劃及逆襲計劃，以符合團長之現行計劃；實施團長之各項命令；保證其補給與後送計劃之確實實施。
16.	砲兵營營長	與師砲兵軍官聯繫，與所支援之步兵團及各營保持聯絡；隨時明瞭情況，令所屬各單位變換陣地并指定新射擊任務，以緊密不斷之火力支援所協同部隊之防禦戰鬥及逆襲；保證其補給與後送計劃之切實執行。

## 第二篇

### 參謀業務命令及報告之格式

#### 導 論

現代戰爭之實施，極形複雜，然一般作戰業務之運行，須力求其簡單明瞭，以期因簡御繁，增高效率，其中關於一切文書作為之簡化，自屬其主要部份；美軍對於此種紙面工作，亦要求其標準化，如此使學習與應用均較簡易，一依規矩，方圓立成，極易達成迅速完善之要求，至其所用之格式，頗多與我國習用者不同，如各種「判斷」文之作爲，我國通常首書「判決」，次及「理由」及「處置」，美國則係先辯證其各種可能，最後得其邏輯之結論，故我所用者，近似演繹法，可節省閱讀之時間，因上級一讀判決文，即可明其大要，彼所用者殆爲歸納法，論證較爲嚴謹，我國今後有關此類之軍用文書，如何取捨，殊值吾人之研究。

至關於命令之格式，較我國習用者，內容較爲擴大；例如命令本文之第一項，除敘述敵情及友軍狀況外，常另附有情報附件，其中包括敵情綜述，情報要素，偵察搜索與觀測之任務，處理俘虜及獲得敵方文件之訓令，地圖與照片，反情報報告等有關情報事項；其第三項常用複製圖顯示各部隊可能用圖表示之行動；其對兩個部隊以上應知或協同之事項，係專列一X項，其他如補給後送通信等，必要時常加以附件，以補充命令之本文，使受令者充份獲得應知之資料，而明瞭命令之真意。

又其有關後勤命令之格式，係我國前此所無者，此次大戰美軍補給之充足與圓滑，毋待贅述，因其業務之繁鉅，已形成一獨立之系統；其命令條款包括補給、後送及交通通信事項，範圍廣大，內容繁雜，對我新國防軍後勤方面之研究可供參攷。

## SECTION II.—FORMS OF REPORTS AND ORDERS FOR GENERAL STAFF.

### FORM 1.

#### COMMANDER'S ESTIMATE OF THE SITUATION:

##### 1. Mission.

Assigned mission. (If it is multiple, determine priorities. If the estimate is to decide on the best line of action to accomplish an intermediate<sup>1</sup> task which is necessary to the accomplishment of the mission, such task should be deduced in this paragraph.)

##### 2. The Situation and Possible Lines of Action.

(a) *Considerations affecting<sup>2</sup> the possible lines of action.*—Determine and analyze those factors of the situation which will influence your choice of a line of action as well as those which affect the capabilities of the enemy to act adversely. Consider such of the following and other factors as are involved: relative combat power, reinforcements, time and space, terrain, dispositions, status of supply and evacuation, weather.

(b) *Enemy capabilities.*—Note all the possible lines of action within the physical capabilities of the enemy which can affect adversely the accomplishment of your mission.

(c) *Own lines of action.*—Note all practicable lines of action open to you which if successful will accomplish your mission. (If there is only one such line of action, proceed directly to the decision.)

##### 3. Analysis of Possible Lines of Action.

Determine the probable effect of each enemy capability on the success of each of your own lines of action.

##### 4. Comparison of Own Lines of Action.

Weigh the advantages and disadvantages of each of your lines of action and decide which line of action promises to be the most successful in accomplishing your mission.

##### 5. Decision.

Translate the line of action selected into a concise statement of what the force as a whole is to do, and so much of the elements of when, where, and how as may be appropriate.

#### NOTE.

Any or all of the items in the estimate may be either considered mentally or reduced to writing.

### FORM 2.

#### G-2.—ESTIMATE OF THE ENEMY SITUATION:

Title.  
Place.  
*Date and hour.*

##### 1. Summary of the Enemy Situation.

- (a) Enemy activities in forward areas and new identification.
- (b) Movements, concentrations, and establishment in rear areas.
- (c) Terrain and weather as they affect the enemy.

---

1. *intermediate* 中間的, 居間的.    2. *affect* 影響.

## 第二篇 參謀業務命令及報告之格式

### 格式第一 指揮官之情況判斷

#### 1. 任務：

指定之任務（如為多重之任務，則決定其先後次序，若此情況判斷，係決定一最佳之行動，以達成其中間之一部工作，而為完成最後任務所必需時，則此項工作應在此節內加以敘述）。

#### 2. 情況及可能之作戰行動：

(a) 對影響可能作戰行動之考慮——判定並分析各種影響採擇作戰行動之情況

因素，而此亦將影響敵人對抗之可能行動；考慮下列及其他因素：如雙方之戰鬥力，增援部隊，時間及空間，地形，部署，補給與後送之情況，氣候。

(b) 敵人可能行動——注意所有在敵人能力範圍以內之可能行動對我軍完成任務有相反之影響者。

(c) 我之作戰行動——注意所有當前事實可能之行動而對完成所負任務有成功希望者。（如能有一種行動可能時，可逕即移為決心。）

#### 3. 可能作戰行動之分析：

決定敵人各項可能作戰行動，對我各種可能作戰行動進行之可能影響。

#### 4. 我軍各可能作戰方式之比較：

較量我軍各種可能作戰方式之優劣，決定最有希望可能完成我任務之行動。

#### 5. 決心：

將所選擇之作戰方式，簡明書出整個部隊應作之行動，并適當敘明何時、何處及如何行動等事項。

### 附 註

上述情況判斷中之一項或全部，可僅在心智考慮或以書面記錄之。

### 格式第二 G-2 (情報處) 之敵情判斷

番號

地點

日期及時間

#### 1. 敵情概述：

(a) 敵人在前方地區之活動及新發現。

(b) 敵人後方地區部隊之運動、集中及設施。

(c) 地形及氣候對敵人之影響。

## 2. Conclusions.

(a) *Enemy capabilities*.—An enumeration of lines of action open to the enemy which may affect accomplishment of the mission of the command.

(b) (1) A statement of the relative probability of adoption of the foregoing lines of action when such statement can be justified.

(2) Reasons justifying any statement made in (1) above<sup>(2)</sup>.

---

*Chief of Section.*

### NOTES.

1. Omit<sup>3</sup> subheadings<sup>4</sup> when these are not applicable.

2. This justification usually must consist of definite information of enemy dispositions which favor one or more capabilities and militate<sup>5</sup> against others. Under exceptional circumstances, even though the enemy dispositions may not favor any particular capability, a thorough knowledge of the enemy's tactical doctrine, recent performances, national psychology, and the character and mentality of the hostile commander may justify an indication of priority. The basis for indicating a priority must be clearly stated. When the enemy dispositions do not favor any capabilities, the mere fact that G-2 thinks he would adopt a certain line of action if he was in the place of the enemy, or that the terrain favors a certain capability, is insufficient justification.

### FORM 3.

#### G-4.—ESTIMATE OF THE SUPPLY AND EVACUATION SITUATION.

Issuing unit.

Place.

*Date and hour.*

Maps: (Those needed for an understanding of the estimate.)

#### 1. Tactical Considerations.

(a) Own forces (information from G-3).

(1) Present dispositions of major elements of the command (map).

(2) The tactical line of action under consideration.

(3) Probable tactical development under (2) above.

(a) Period estimated to carry out (2) above.

(b) Expected locations of major elements of the command at intervals during the period.

(c) Probable nature of the combat at intervals during the period.

(b) Enemy (information from G-2).

(1) Present dispositions of major elements of enemy's forces (map).

(2) *Major capabilities*.—Action by the force as a whole.

(3) *Minor capabilities*.—Sabotage<sup>6</sup>, air or ground raids<sup>7</sup>, etc., likely to affect supply and evacuation.

#### 2. Logistical and Other Factors.

(Information primarily from special staff.)

(a) Present locations of supply and evacuation installations (maps).

(b) *Supplies and animal replacements*.—Estimated expenditures<sup>8</sup> or losses during period; quantities<sup>9</sup> on hand, *on route*, available from local resources; credits.

(c) *Evacuation*.—Estimate of casualties in men and animals; support by higher echelons; organic medical means; diseases likely to affect operations; surplus supplies; captured material; prisoners of war.

(d) Lines of communication.

(1) *Railways*.—location, capacity<sup>10</sup>, condition, critical points, availability, siding and terminal<sup>11</sup> facilities.

(2) *Roads*.—all-weather<sup>12</sup> net, secondary net; capacity, condition, critical points, availability.

---

3. *omit* 省略, 删除. 4. *subhead'ing* 子目, 小標題. 5. *mil'it'ate* 反證, 反駁.

6. *sab'otage* 破壞, 怠工. 7. *raid* 襲擊, 偷襲.

## 2. 結論：

- (a) 敵人可能之行動——估計敵人當前之可能作戰方式，及其對我完成任務之影響。
- (b) (1) 論述前項作戰方式，採用可能之比較，并敘明何者為至當之行動
- (2) 解釋由(1)中所得認為至當行動之理由。

處長

## 附 註

1. 當毋須分行列舉時，可將該項目省略之。
2. 此種判決，通常根據敵人部署之確實消息，為敵有利之一種或數種可能行動經其他行動反證證實者；在特殊情況之下，敵之部署雖不顯示其將利於何種行動，但根據敵人一貫之戰術原則，最近作戰方式，國民心理，及敵人指揮官之特性與才能，可為判斷其當前可能行動之印證；對各種顯示之基本徵候，必須明確敘述，若敵之部署並不利於採取某種作戰行動，而僅由情報處長設想若彼身處敵之地位時彼將採取某種行動，或認為地形有利於某一作戰方式時，則此種判斷殊不足憑。

## 格式第三 G-4 (後勤處) 補給及後送之情況判斷

部隊番號

地點

日期及時間

地圖：(瞭解情況判斷所需要者。)

## 1. 戰術上考慮之點：

## (a) 我軍(作戰處之消息)

- (1) 我軍各主要部隊之現在位置(地圖)
- (2) 我軍戰術上作戰方式之考案。
- (3) 根據第二項，戰術上可能之發展。
  - a. 根據第二項，判斷此行動所需時間。
  - b. 此時期中各地部隊主要單位之預定位置。
  - c. 在此時期內各地戰鬥之可能性質。

## (b) 敵軍(情報處之消息)

- (1) 敵軍各主要部隊之現在位置(地圖)。
- (2) 主要之可能行動——部隊之整個動向。
- (3) 次要之可能行動——破壞，空中及地面之襲擊等，其他可能影響補給及後送之事項。

## 2. 統計及其他因素(主要根據特科幕僚之報告)

- (a) 補給及後送各種設施之現在位置。(地圖)
- (b) 補給及騾馬補充——判斷此時期中可能之消耗與損失，現有之數量，正在運輸中之數量，當地可能獲得之數量及額定量。
- (c) 後送——人員騾馬傷亡之判斷；上級部隊之協助；本部隊原有之各種衛生設備；對作戰有影響之疾病；剩餘之補給品；戰利品及俘虜。
- (d) 交通路綫：
  - (1) 鐵路：——位置，運輸量，狀況，要點，可能利用之程度，側軌及終點之各種設施。
  - (2) 公路：——四季皆可應用之公路網；次要公路網；運輸量，現狀，要點，可能利用之程度。

8. *expen'diture* 消耗,費用. 9. *qua'ntity* 數量,數額. 10. *capa'city* 運輸量,容量.  
 11. *term'nal* 終點的. 12. *all-weather* 全年的,全氣候的.

- (3) *Waterways*.—location, critical points, dockage facilities.
- (4) *Airways*.—Terminals; location and capacity.
- (e) *Transport*.—Requirements for each type, quantities of all types available, locations, cargo capacity, rates of speed.
- (f) *Labor*.—Requirements, quantity available.
- (g) *Terrain*.—As affecting location of establishments, security of lines of communication, operations of transport.
- (h) *Weather*.—As affecting supply and evacuation activities.

### 3. Essential Elements of Supply and Evacuation Plan.

List the several elements that should be considered, and where alternatives appear feasible discuss<sup>13</sup> their relative advantages and disadvantages. (Usually the essential elements can be conveniently<sup>14</sup> expressed under the following headings; lines of communication, installation, trains, supplies, transportation, traffic, evacuation, labor, protection.)

### 4. Conclusions.

(a) State the essential elements of the supply and evacuation plan recommended.

(b) Indicate whether or not the plan recommended will adequately support the tactical line of action under consideration.

(c) State the unavoidable deficiencies<sup>15</sup> in the plan, if any.

(d) State the effect of possible major adverse conditions on the plan and either the alternative measures necessary to overcome them or the unavoidable deficiencies that will arise.

*AC of S, G-4*

## NOTES.

1. A separate estimate will usually be required for each proposed line of action, but most of the data will be applicable to all lines of action. A separate conclusion for each, however, will be required.

2. Seldom will the entire estimate be reduced to written form. Usually paragraph 4 will be all that G-4 will submit, either orally or in writing, to the chief of staff and the commander for consideration and decision.

### FORM 4.

## TACTICAL STUDY OF THE TERRAIN<sup>(1)</sup>

### 1. Purpose and Other Limiting Considerations.<sup>(2)</sup>

Consider the purpose for which the study is being made and such other consideration as serve to limit the area to be studied. Among these may be according to circumstances, one or more of the following: the mission, apparent enemy capabilities, commander's decision.

### 2. General Topography of Area.

- (a) Drainage<sup>16</sup> system (principal streams).<sup>(3)</sup>
- (b) Ridge system (principal ridge lines, mountain ranges, relative elevations).<sup>(3)</sup>
- (c) Route (number, direction, adequacy<sup>17</sup>, condition).<sup>(3)</sup>
- (d) General nature of the terrain (flat, rolling, open, wooded, etc.).

### 3. Military Aspects<sup>18</sup> of the Terrain.

Divide the terrain under discussion into natural or tactical sub-areas; with each sub-area, consider the effect on our own or the enemy's operations of such of the following terrain elements as are applicable.

- (a) Avenues of approach and lines of communications.
- (b) Obstacles (natural and artificial).
- (c) Concealment and cover.
- (d) Observation.
- (e) Fields of fire (all weapons).

13. *dɪ'skʌs* 討論. 14. *knɒv'n'tʃən* 簡便的, 方便的. 15. *dɛfɪ'siɛnʃ* 缺憾, 缺點.



- (3) 水路：—— 位置，要點，船塢設備。
- (4) 空中交通：—— 機場；位置及運輸量。
- (e) 輜重—— 各種運輸工具所需之數量，可獲得之數量，位置，載重量，速度。
- (f) 人力—— 需要之數量，可獲得之數量。
- (g) 地形—— 對我運輸設施位置之影響，對我交通路綫之警戒，對我運輸工具之影響。
- (h) 氣候—— 對補給及後送能力之影響。
3. 補給及後送計劃之重要項目：
- 分條列出必須考慮之各項要素，如有兩種可行之辦法，應討論其優劣各點。（通常各要素，可簡便分列如下：交通綫，設施，車輛縱列，補給品，運輸工具，運輸，後送，人力，掩護。
4. 結論：
- (a) 列出所擬後送及補給計劃之各要項。
- (d) 敘述擬定之計劃，是否可充分支援所考慮之作戰戰術上行動。
- (c) 如其有不可避免之缺憾，則陳述之。
- (b) 陳述此計劃可能受重要不利情況之影響，是否須由變通之辦法解決，或此事發生竟為不可避免之缺憾。

後勤處副處長

#### 附 註

1. 對各種提供之行動方式，常須分別加以判斷。但大部資料，通常可應用於各種行動方式，惟須將其對每個行動之結論分述之。
2. 通常不必將判斷之全文完全寫出，為便於指揮官及參謀長考慮與決定起見，第四段皆由後勤處負責報告，書面或口述方式均可。

#### 格式第四 地形上之戰術研究：(1)

1. 目的與其他有限度之考慮：(2)  
研究地形，注意研究之目的，其他之考慮僅限於在該地區適用者研究之，此則視當時情形而定，其他項包括一種或數種如下：任務，敵人之顯著可能行動，指揮官之決心。
2. 本地區之一般形態：
  - (a) 水流系統（主要河川）。
  - (b) 山脈系統（主要稜綫，山脈，相對標高）。
  - (c) 道路（數目，方向，用途，情形）。
  - (d) 地形之一般性質（平坦，起伏，開闊，森林等）。
3. 地形在軍事上之價值：  
將地形分為天然，或戰術上之各地區，在各地區上就下列各地形要素，注意其對我方與敵方行動上之影響。
  - a) 接近路綫與交通綫。
  - (b) 障礙物（天然或人工）。
  - (c) 遮蔽與掩蔽。
  - (d) 觀測。
  - (e) 射界（各種武器）。

#### 4. Critical Terrain Features.

Consider any terrain features which, as a result of the foregoing study, appear to be critical or vital for either combatant.

#### 5. Tactical Effects of the Terrain.

Summarize<sup>19</sup> the effect of the terrain in such tactical or administrative operations or disposition of either or both sides as may be appropriate. In case apparent enemy capabilities or tentative own lines of action, or both, are under consideration, it may be desirable to use sub-heads for each such capability and line of action in turn.

### NOTES.

1. The study may be mental, oral, or written, depending on circumstances. It may be used by staffs on occasions; also for training.
2. Graphic representation of some of the items of this paragraph on a map of the area may be helpful.
3. Outlining this feature in ink or pencil on the map may aid in visualizing the general topography of the area.

#### FORM 5.

#### GENERAL FORM FOR A COMPLETE WRITTEN FIELD ORDER.

Issuing Unit.  
Place of issue.  
*Date and hour of issue.*

FO \_\_\_\_\_

Maps: (Those needed for an understanding of the order.)

#### 1. Information.

Include appropriate information covering:—

- (a) *Enemy*.—Composition, disposition, location, movements, strength; identifications; capabilities. Refer to intelligence summary or report when issued.
- (b) *Friendly forces*.—Missions or operations, and locations or next higher and adjacent units; same for covering forces or elements of the command in contact; support to be provided by other forces.

#### 2. Decision or Mission.

Decision or mission; details of the plan applicable to the command as a whole and necessary for co-ordination.

### TROOPS.

*(Composition of tactical components of the command, if appropriate.)*

#### 3. Tactical Missions for Subordinate Units.

Specific tasks assigned to each element of the command charged with execution of tactical duties, which are not matters of routine or covered by standing operating procedure. A separate lettered subparagraph<sup>20</sup> for each element to which instructions are given.

- (x) Instructions applicable to two or more units or elements or to the entire command, which are necessary for co-ordination but do not properly belong in another subparagraph.

#### 4. Administration Matters.

Instructions to tactical units concerning supply, evacuation, and traffic details which are required for the operations (unless covered by standing operating procedure or administrative orders; in the latter case, reference will be made to the administrative order).

19. *samm'arize* 概要, 摘要. 20. *sūbpā'ragraph* 段落, 次要之段.

## 4. 重要地形：

由於事先研究之結果，考慮敵我在戰鬥上有關之重要地形。

## 5. 地形在戰術上之影響：

概述地形在敵我之戰術上或後勤措施與部署上應用之影響，在分析顯著之敵人可能行動及我方之作戰企圖，可將其單方或雙方行動依次分作小節研究。

## 附 註

1. 此種研考依當時情形可用思考、口頭討論或書面行之，此可供幕僚人員實際或訓練之用。
2. 此節所述各項如在地圖上加以顯示更較便利。
3. 用墨水或鉛筆在地圖上將重要地形描出，則有助於此地區一般地形性質之觀察。

## 格式第五 作戰筆記合同命令之格式

下達之單位  
發出地點  
發出日期及時間

## 作戰命令——

地圖：（閱讀作戰命令時所需用者）

## 1. 情報：

包括以下必要之消息：——

- (a) 敵軍——組成、配備、位置、運動、兵力、番號及可能行動；參考所發之情報概要或報告。
- (b) 友軍——高級與鄰接部隊、掩護部隊、我正與敵接觸之部隊、支援部隊等等任務、行動及位置。

## 2. 決心與任務：

任務或決心；將計劃之細目及必需協同之事項適宜示知整個部隊。

## 軍隊區分

（需要時，列出所轄部隊之戰術編組）

## 3. 下屬部隊之戰術任務。

規定所轄部隊中每一單位之特殊行動，以負責執行戰術上之任務，此類事項，並非例行或包括於標準實施規定中者，所給各單位之指示，應以不同字母將段落分開。

（X）對應給與兩個或其以上之部隊或單位，或對整個部隊需要協同之訓令，而此係不適宜於列入其他各項目內者。

## 4. 有關後勤事務：

對各戰術單位行動所必需之補給、後送及交通之詳細規定（除去在標準實施規定或後勤特別命令中所有者，如在後勤命令中包括者，應註明所參考之後勤命令）。

## 5. Signal Communication.

(a) Orders for employment of means of signal communication not covered in standing operating procedure. Refer to signal annex or signal operation instructions, if issued.

(b) *Command posts and axis of signal communication.*—Initial locations for units and next subordinate units; time of opening, tentative subsequent locations when appropriate. Other places to which messages may be sent.

---

*Commander.*

Authentication  
Annexes (listed):  
Distribution:

### NOTES.

1. (a) Complete oral or dictated field orders follow generally this same form; fragmentary orders conform to appropriate portions.

(b) The form of the order, such as special methods of indenting lettering, and heading paragraphs and subparagraphs, is of minor<sup>21</sup> importance.

FORM 6.

### COMPLETE ADMINISTRATIVE ORDER.

Issuing Unit.  
Place of issue.  
*Date and hour of issue.*

ADM O \_\_\_\_\_ To Accompany FO \_\_\_\_\_

Maps: (Those needed for an understanding of the order.)

#### 1. Supply.

(a) Rations and forage.

- (1) *Supply point(s)* <sup>(2)</sup>—location and units served.
- (2) Time schedule of distribution (may be separate).
- (3) Annex, plan of supply of rations and forage (when issued).

(b) Ammunition.<sup>(3)</sup>

- (1) *Supply point(s)* <sup>(2)</sup>—location and units served.
- (2) *Credits*—quantities (days or units of fire) allocated to subordinate units for stated period(s). (In large units, credits in terms of types, calibres<sup>22</sup>, and rounds will be allocated in the administrative order.)
- (3) *Dumps*—limitations, if any, on stocks in dumps.

#### 2. Evacuation.

(a) Casualties.

(1) Personnel.

- (a) *Collecting station(s)* <sup>(2)</sup>—location(s) (division).
- (b) *Clearing station(s)* <sup>(2)</sup>—location(s) (division).
- (c) *Hospitals* (station, evacuation, surgical, and convalescent<sup>23</sup>) <sup>(2)</sup>—location (army and corps).

(2) Animals.

- (a) *Collecting station(s)* <sup>(2)</sup>—locations.
- (b) *Veterinary evacuation hospital(s)* <sup>(2)</sup>—location(s) (army only).

(b) Burial.

- (1) Instructions.
- (2) *Cemetery (ies)*—location(s).

(c) *Salvage.*—Collection and disposition—reports.

(d) *Captured materiel.*—Disposition—reports.

(e) Prisoners of war.

- (1) *Collection points(s)* <sup>(2)</sup>—location(s) (division).
- (2) *Inclosure(s)* <sup>24</sup>—location(s).
- (3) Responsibility for evacuation.

---

21. *minor* 較小的,較少的. 22. *calibre (ber)* 口徑. 23. *convalescent* 養傷,復元.

## 5. 通信聯絡

- (a) 凡不在標準實施規定中之一切通信聯絡使用規定之命令，指明參考所發之通信附件或通信之訓令。
- (b) 指揮所及通信軸——各單位及其下屬部隊之最初指揮所位置；開始時間，及以後前進之指揮所預定位置及公文投送之其他地點。

指揮官

簽證

附件(列表)：

配佈。

## 附註

- 1. (a) 完全之口述或口授筆錄之作戰命令，一般均依照此種格式；要旨命令只節錄適當之部份。
- (d) 命令之形式，如書寫特殊方式、字句及各節細目之標題，均屬次要。

## 格式第六 後勤合同命令

發出部隊  
發出地點  
發出日期與時間

後勤命令第 號附入作戰命令第 號  
地圖：(閱讀命令所必需者)

## 1. 補給

## (a) 糧秣：

- (1) 補給站——位置與供給之單位。
- (2) 配發時間表(可另表)。
- (3) 附件，糧秣補給計劃(如有發時)。

## (b) 彈藥：

- (1) 補給站——位置與供給之單位。
- (2) 額定數量——對下屬部隊規定期限內之分配數量(補給基數或日數)，(在大部隊中，後勤命令中應規定其種類，口徑及數量)。
- (3) 彈藥交付所——交付所儲藏量之限制。

## 2. 後送：

## (a) 傷亡：

- (1) 人員。
  - a. 傷兵收容所——位置(師)。
  - b. 傷兵轉運站——位置(師)。
  - c. 醫院(站所、後送、手術及養傷)——位置(軍與軍團)。

## (2) 騾馬：

- a. 騾馬轉運站——位置。
- b. 獸醫後送醫院——位置(僅軍設立之)。

## (b) 埋葬：

- (1) 規定：
- (2) 墓地——位置。

## (c) 搶救物資——收集與處置——報告。

## (d) 俘獲軍品——處置——報告。

## (e) 俘虜：

- (1) 俘虜收容站——位置(師)。
- (2) 俘虜營——位置。
- (3) 後送之責任。

**3. Traffic.****(a) Circulation<sup>25</sup>.**

- (1) Designation of main supply road(s).
- (2) Assignment of routes for special purposes, when necessary.
- (3) Marking of routes, when necessary.
- (4) Traffic priorities, such as troop movements, Class III and Class V supplies, fortification materials, Class I supplies, etc.

**(b) Restrictions.**

- (1) Limits of daylight traffic and use of lights, when necessary.
- (2) Movement of transportation; location(s) of forward initial point and rear initial point (where escorts are provided).

**(c) Control.**

- (1) Traffic control posts, when necessary—locations.
- (2) Officers' control station, when necessary—locations.

**(d) Construction and maintenance of routes.**

- (1) Roads—priority of work on roads and bridges; general character of maintenance; bridge loads; co-ordination with road work or higher and subordinate units.
- (2) Railroad—same general character of instructions as for roads, including yards and sidings (army or detached corps).

**4. Service Troops and Trains.**

Bivouacs, release, movements, special missions, attachments, etc., when applicable.

**5. Personnel.****(a) Stragglers<sup>26</sup>.**

- (1) Straggler line—location.
- (2) Collecting point(s)—location(s).

**(b) Surplus baggage.** Disposition of items such as individual packs, and extra clothing.**(c) Mail.** Collection and distribution.**(d) Shelter.**

- (1) Assignment.
- (2) Quartering<sup>27</sup> parties.

**(e) Strength reports.**—When to be submitted and as of what date.**(f) Replacements.**

- (1) Requisition—when to be submitted.
- (2) Assignment—locations, number per organization, date, and hour.

**6. Miscellaneous.****(a) Rear boundary—location.****(b) Rear echelon of headquarters<sup>(2)</sup>—location.****(c) Protected areas (or zones in large commands)—locations, giving boundaries.****(d) Administrative matters not otherwise covered.**


---

*Commander.*

Authentication

Annexes

Distribution:

**NOTES.**

1. (a) The form of the order, such as special methods of indenting, lettering, and heading paragraphs and subparagraphs, is of minor importance.
- (b) Standing operating procedure will obviate the necessity of some items.
- (c) Include only items which are changed.
2. Include hour and date of opening if not open already.
3. Subparagraphs similar to (b) with reference to other supplies and types within classes are added as necessary.

---

25. *circulation* 運行, 流通. 26. *straggler* 落伍者, 失迷者. 27. *quarter* 設營, 使駐屯.

## 3. 交通：

## (a) 運行：

- (1) 主要補給路線之指示。
- (2) 必要時，指定特別用途之路綫。
- (3) 必要時，設置道路標誌。
- (4) 運輸優先之規定，如軍隊之移動，第三類及第五類補給品，構築工事之器材，第一類補給品等。

## (b) 限制：

- (1) 白天運輸之限制，及必要時燈火之管制。
- (2) 輜重之運行：前方出發站及後方出發站（有掩護部隊配備）。

## (c) 管制：

- (1) 必要時設交通管制站——位置。
- (2) 必要時設交通人員管理站——位置。

## (d) 道路之建築及保養：

- (1) 公路——公路與橋樑之優先規定；保養之一般特性；橋樑載重；公路建築時上級部隊與下屬部隊之協同。
- (2) 鐵路——一般訓示內容與公路同，包括停車場及側軌（軍或軍團管轄）。

## 4. 勤務部隊及車輛縱例：

必需時應述及宿營，交付，運動，特殊任務，配附等事項。

## 5. 人事：

## (a) 落伍人員：

- (1) 落伍兵管制綫——位置。
- (2) 落伍人員收容站——位置。

## (b) 餘剩物品——如個人行李及過剩衣物等之處置。

## (c) 郵件——收集與分發。

## (d) 掩護。

- (1) 規定。
- (2) 設營隊。

## (e) 兵力報告——呈出時間及日期。

## (f) 補充。

- (1) 申請——呈出時間。
- (2) 分配——位置，各部隊之數目，日期與時間。

## 6. 其他：

## (a) 後方戰鬥地境綫——位置。

## (b) 後方司令部——位置。

## (c) 掩護地區（大部隊之掩護區域）——位置及界限。

## (d) 有關後勤事項他處尚未敘述者。

簽證

指揮官

附件：

配佈：

## 附 註

1. (a) 命令之形式，如書寫特殊方式、字句、各節及細目之標題等，均屬次要。
- (b) 利用標準實施規定，可略去若干所需之項目。
- (c) 命令中只包括有變動之各項。
2. 各機構未開設者，應敘入開設日期及時間。
3. 與(b)相似之小節，及其他補給與補給品種類有關事項得酌要增加。

FORM 7.

## INTELLIGENCE ANNEX.

Issuing Unit.

Place of issue.

Date and hour of issue.

Maps: (Those needed for an understanding of the annex.)

## 1. Summary of Enemy Situation.

Refer to G-2 Situation Map and G-2 Report for Details.

2. Essential Elements of Information.<sup>(2)</sup>

## 3. Reconnaissance and Observation Missions.

(To include areas to be observed, specific information desired, and time and destination of reports.)<sup>(3)</sup>

## (a) Aviation.

(1) Reconnaissance missions.

(2) Balloon<sup>28</sup> observation.

(3) Photography; include areas, localities, and objects to be photographed, with relative importance of objectives in each area, and scale of photographs and number of prints desired.

(b) Ground reconnaissance and security detachments<sup>(4)</sup>; direct active measures of obtain identifications, when essential.

(c) Observation posts.

(d) Subordinate units in contacts<sup>(4)</sup>; direct active measures to obtain identifications, when essential.

(e) Field artillery.

(f) Anti-aircraft artillery.

(g) Signal intelligence service; intercept and position finding.

(h) Engineers.

(i) Chemical troops.

(j) Instructions pertaining to two or more intelligence agencies of the unit, such as routine instructions to report all identifications, gas concentrations, etc.

## 4. Measures for Handling Prisoners and Captured Documents.

(a) Prisoners, deserters, and other persons; location of sorting and examining stations; manner of sending prisoners to the rear and the extent of delay permitted at lower headquarters; special reports and classification of prisoners desired.

(b) Documents and captured materiel.

(1) Provisions for collecting documents; manner of sending to the rear, with delay permissible<sup>29</sup> at lower headquarter for examination or use.

(2) Particular kind of materiel required for examination; manner of obtaining materiel (through intelligence personnel with troops or from salvage officers) and manner of sending to the rear.

## 5. Maps and Photographs.

List maps and photographs (both vertical and oblique) that will be supplied, with number of each class to each unit (when not covered by regulations); instructions concerning special requisitions<sup>30</sup> and distribution.

## 6. Counter-Intelligence.

Include counterespionage<sup>31</sup>, censorship<sup>32</sup>, press, camouflage, and propaganda<sup>33</sup>; any change from standing instructions of general interest to the command.

## 7. Reports and Distribution.

(a) Period to be covered by routine reports and distribution.

(b) Special reports required from subordinate units (information to be sent, time to be made, etc.).

28. balloon 氣球. 29. permissible 可允許的. 30. requisition 請求.



## 格式第七 情報附件

發出部隊  
發出地點  
發出日期及時數

地圖：——（閱讀附件必需者）

1. 敵情概述：
 

參考第二處情況地圖與第二處詳細報告。
2. 情報要素。
3. 偵察與觀測之任務：
 

（包括觀測之地區，所要之特殊消息，及報告之時間與目的。）

  - (a) 空軍：
    - (1) 偵察任務。
    - (2) 氣球偵察。
    - (3) 空中攝影；包括攝影地區，位置，目的物，及各地區目的物重要性之比較，攝影照片之大小，及所需相片之份數。
  - (b) 地面搜索及警戒部隊，必要時，用直接方法，以獲得敵人番號。
  - (c) 觀測所。
  - (d) 接觸中之下屬部隊；必要時，以直接方法，以獲得敵人番號。
  - (e) 野戰砲兵。
  - (f) 高射砲兵。
  - (g) 通訊情報工作；干擾與位置探知。
  - (h) 工兵。
  - (i) 化學兵部隊。
  - (j) 有關所轄部隊兩個或其以上情報機構之訓令，如例常規定報告敵人番號，毒氣之集中等。
4. 捕獲俘虜及函獲文件之處理：
  - (a) 俘虜，逃兵及其他人員；分類及審問所之位置；押送俘虜至後方之方法，及停留在下級指揮所時間之限度，對俘虜需要之特別報告及分類。
  - (b) 文件及俘獲之軍品。
    - (1) 收集文件之監督；送達後方之方法，在下級指揮所為檢驗及使用延擱之允許。
    - (2) 需要檢驗之特種軍品；獲得該項軍品之方法（由情報人員配同部隊，或由搶救物資之人員），及送達後方之方法。
5. 地圖與照相：
 

列出需要補充之地圖與相照（垂直與傾斜兩者），及發給各單位每種之份數（如尚未規定時），特別申請與分配之規定。
6. 反情報：
 

包括反間諜，檢查，出版物，偽裝與宣傳等；對部隊一般有關之標準訓令之修改。
7. 報告與分配：
  - (a) 日常報告與分配之期間規定。
  - (b) 要求下屬部隊之特別報告（消息之送達，蒐集消息之時間等）。

- (c) Agencies to be used in making reports (message centers, messengers, radio, telegraph, telephone, etc.).
- (d) Distribution of routine and special reports from higher headquarters.
- (e) Distribution of G-2 situation maps (usually the same as routine reports).
- (f) Periodic or special conferences of G-2 officers; who is to attend, time and place of meeting.

---

*Commander.*

Authentication

Distribution:

### NOTES.

1. Many items listed are capable of inclusion in standing operating procedure, and when so covered need not be included in the annex. Omit any sub-heading under which there is nothing to be directed or requested.

2. The essential elements of information consists of that information of the enemy, of the terrain not under our control, or of meteorological conditions in territory held by the enemy, which a commander needs in order to make a sound decision, conduct a maneuver, avoid surprise, or formulate the details of a plan. They include questions relating to enemy capabilities, other intelligence specifically desired by the commander, and information requested by other units.

3. To agencies other than those attached to or forming part of a subordinate unit.

4. Use a separate subparagraph for each subordinate unit and include therein all reconnaissance missions assigned to that unit.

FORM 8.

### G-1 PERIODIC REPORT.

#### G-1 REPORT.

Form: (Date and hour.)  
 To : (Date and hour.)  
 Issuing unit.  
 Place of issue.  
*Date and hour of issue.*

No. \_\_\_\_\_

Maps: (Those needed for an understanding of the report).

1. **Station List.**
2. **Administrative Installations for Replacements, Prisoners of War, Stragglers, and Refugees<sup>34</sup>**  
 Location at close of and changes during period.
3. **Strength of the Command (by organization).**
4. **Casualties (by organization).**
  - (a) Killed.
  - (b) Sick, gassed<sup>35</sup> and wounded (subdivided into evacuated and non-evacuated).
  - (c) Captured.
  - (d) Missing.
5. **Graves Registration<sup>36</sup> (status of burials and location of cemeteries).**
6. **Replacements (received or expected).**
7. **Prisoners of War (captured and evacuated).**
8. **Stragglers (by organisation).**

---

34. *refugee'* 逃難者, 亡命者. 35. *gas* 中毒氣的. 36. *registration* 登記, 註冊.

- (c) 報告所用之方法（收發處，傳令人員，無線電，電報，電話等）。
- (d) 上級指揮所日常或特別通報之分配。
- (e) 第二處情況圖之分配（通常與日常報告相同）。
- (f) 第二處參謀定期或特別會議；會議之人員，時點與地點。

簽證

指揮官

配佈：

### 附 註

1. 若干項目可能包括在標準實施規定之內，如此則不需列入附件中，對於各小項目如無指示或要求者，可省略之。
2. 情報蒐集要項中，包括敵情、非為我方控制地區之地形、或為敵方控制地區之氣象等之報告，此種情報，為指揮官下正確之決心、作戰指導、避免奇襲及擬定計劃中之細目所需要者；又包括有關敵可能行動之問題，指揮官所急需之情報及其他單位所要求之消息。
3. 處理非配屬於所轄部隊或形式上為下屬部隊一部份之情報。
4. 每一下屬部隊，用一分段節目，並包括指定該單位所有之搜索任務。

### 格式第八 G-1 (人事處) 定期報告

#### 人事處報告

自(    日    時)  
至(    日    時)  
發出部隊  
發出地點  
發出日時

第    號

地圖：(閱讀報告必需者)

1. 部隊駐地表
2. 補充、俘虜、落伍兵、與難民之後勤設施。  
全期中撤收及移動之位置。
3. 所轄部隊之兵力報告(按各單位分列)。
4. 傷亡(按各單位分列)。  
(a) 死亡  
(b) 患病、中毒與受傷(分成已後送者及未後送者)。  
(c) 俘虜。  
(d) 失蹤。
5. 墓地登記(埋葬情形及墓地地點)。
6. 補充
7. 俘虜(俘獲者及後送者)。
8. 落伍者(按各單位分列)。

9. **Morale** (show state of subordinate units if not uniform).
10. **Civilian Population** (status of evacuation; unusual events incident to control and administration).

---

*AC of S, G-1*

NOTES.

1. Submitted as ordered by the commander. To be supported by such maps and annexes as are necessary to make a complete record of the existing situation and of the operations during the period. When any part of the subject matter of the report can be shown clearly on a map, this should be done. In such cases no entry need be made under the appropriate heading of the report except the statement; "Map". Units smaller than the division usually submit one report based on the appropriate topical<sup>37</sup> heading of the four section reports. When a marked change has occurred in any organization, this fact will be noted.

2. Omit any subheading under which there is nothing to report.

FORM 9.

G-2 PERIODIC REPORT.

G-2 REPORT.(1)

Form: (Date and hour.)  
 To : (Date and hour.)  
 Issuing unit.  
 Place.  
 Date and hour of issue.

No. \_\_\_\_\_

Maps: (Those needed for an understanding of the report).

1. **Enemy Situation at end of Period.**(2)

- (a) *Enemy front line (or nearest elements).*—Location and nature.
- (b) *Defensive organization.*—Trenches, emplacements, observation posts, command posts, obstacles, etc.
- (c) *Units in contact.*—Composition of units, with identification if known; location of their flanks, estimated combat efficiency (strength, training, physical condition, morale, and other pertinent factors).
- (d) *Artillery.*—Location and calibers.
- (e) *Reserves and other forces capable of intervention*<sup>38</sup>.—Location, strengths, composition, disposition, estimated combat efficiency, and where and when they probably can be employed.
- (f) *Supply and evacuation establishments.*—Location and nature.

2. **Enemy Operations During Period.**(2)

- (a) *General summary.*—Action of enemy force as a whole.
- (b) Operations of component elements.
- (1) Antiaircraft artillery
  - (2) Antitank units.
  - (3) Armored forces.
  - (4) Artillery.
  - (5) Aviation, combat.
  - (6) Aviation, observation, including balloons.
  - (7) Cavalry.
  - (8) Chemical Warfare.
  - (9) Engineers.
  - (10) Infantry.
  - (11) Tanks.
  - (12) Administrative elements.
- (c) *Miscellaneous.*—Such enemy activities, movements, or changes since last report as are not conveniently included in b above.

---

37. *topical* 論題. 38. *intervention* 參加, 干預.

- 9 士氣（倘士氣情況不一致，應按各單位情形分述之）。
- 10 土氏（後送情形，臨時發生事件之處理及設施）。

第一處副處長——

附 註

1. 依指揮官之命令呈出，藉必需之地圖及附件等，以說明目下一完全之情況，及此期中之作戰情形，倘報告中任何一部份，能於地圖上明顯表示者，當於地圖上表示之，如此則在該節下，毋需任何說明，僅書「如圖」即可，在師以下部隊，通常以適當之標題區分，使四處聯合作一共同之報告，如某處有顯著之變更時，應即註明。
2. 無事報告之各節，可省略之。

格式第九 G-2（情報報）定期報告

情報處報告

自（ 日 時）  
 至（ 日 時）  
 發出部隊  
 地點  
 發出日時

第 號

地圖：（閱讀報告時必需者）

1. 本期結束時之敵情：
  - (a) 敵軍第一線（或最接近之部隊）——位置與性質。
  - (b) 防禦配備——散兵壕，掩體，觀測所，指揮所，障礙物等。
  - (c) 接觸中之部隊——部隊之編組，已知之番號；其側翼位置，戰鬥力之判斷（兵力，訓練，體力，士氣，及其他重要因素）。
  - (d) 砲兵——位置與口徑。
  - (e) 預備隊及其他可能參加戰鬥之部隊——位置、兵力、編組、部署、戰鬥力之判斷，及其可能使用之時間與地點。
  - (f) 補給及後送設施——位置及性質。
2. 全期中敵方之活動：
  - (a) 一般概述——整個敵軍行動。
  - (b) 各部隊之行動：
    - (1) 高射砲部隊。
    - (2) 戰防部隊。
    - (3) 裝甲部隊。
    - (4) 砲兵。
    - (5) 空軍，戰鬥用者。
    - (6) 空軍，偵察機，包括氣球。
    - (7) 騎兵。
    - (8) 化學兵。
    - (9) 工兵。
    - (10) 步兵。
    - (11) 戰車。
    - (12) 後勤部隊。
  - (c) 其他：自上次報告後，或上述各項中未能述及之敵方行動、運動或變化。

**3. Miscellaneous.**<sup>(2)</sup>

- (a) Estimated enemy casualties, including prisoners.
- (b) Morale.
- (c) Supply and equipment.
- (d) Terrain not under our control.
- (e) *Enemy's probable knowledge of our situation.*—Observation, reconnaissance, prisoners and documents lost by us, inhabitants<sup>39</sup>, etc.
- (f) Weather and visibility, including meteorological conditions in enemy territory.
- (g) Any enemy intelligence not specifically covered by headings of this report.

**4. Enemy Capabilities.**

A discussion of each of the lines of action open to the enemy which may affect the accomplishment of our mission, in the order of their possible imminence<sup>40</sup>. For each capability, the effect of time, space, terrain, present known dispositions, and other factors in the situation should be evaluated. The earliest estimated time at which the enemy can put each into effect should be stated. When applicable, the possible result of the adoption by the enemy of any capability should be included.

---

*AC of S, G-2*

**NOTES.**

1. Submitted as ordered by higher authority or the commander. To be supported by such Maps and annexes as are necessary to make a complete record of the existing situation and of the operations during the period. When any part of the subject matter of the report can be shown clearly on a map this should be done. In such cases no entry need be made under the appropriate heading of the report except the statement "Map". Units smaller than the division usually submit one report based on the appropriate topical headings of the four section reports. In a fast moving situation, this report may consist of a few essentials which can be quickly complied<sup>41</sup> and rapidly transmitted.

2. Omit any subheading under which there is nothing to report.

FORM 10.

G-3 PERIODIC REPORT:

G-3 REPORT.<sup>(1)</sup>

From: (Date and hour.)  
 To : (Date and hour.)  
 Issuing Unit.  
 Place.  
*Date and hour of issue.*

No. \_\_\_\_\_

Maps: (Those needed for an understanding of the report).

1. **Our Front Line** (or most advanced element).
2. **Location of Troops:**  
 Situation at close of period, including command posts, boundaries, and any troops in movement.
3. **Information of Adjacent Units and Supporting Troops:**
4. **Weather and Visibility:**
5. **Our Operations for the Period.**<sup>(2)</sup>
  - (a) Infantry (including tank and antitank units).
  - (b) Field artillery.
  - (c) Antiaircraft artillery.
  - (d) Armored forces.
  - (e) Aviation.
    - (1) Combat.
    - (2) Observation.

---

39. *inhàb'tant* 居民, 居住者. 40. *imm'inence* 最迫切的. 41. *comply* 聽命, 允諾.

## 3. 其他：

- (a) 敵方死傷之判斷，包括俘虜。
- (b) 士氣。
- (c) 補給與裝備。
- (d) 不為我方控制之地形。
- (e) 敵方可能明悉之我方情況——觀測，搜索；我方遺失之文件及被俘者，居民等等。
- (f) 天候與視界，包含敵方地區中之氣候情形。
- (g) 本報告中以上各節所未特別述及之敵方情報。

## 4. 敵方可能行動：

檢討敵各項可能影響我完成任務之作戰行動，着意其最近可能者。對於每一可能行動，應考慮其時間、空間、地形、目下已知之配置及於本情況之其他因素等之影響，並述明敵人採取該項行動見諸實施之可能最早時間；可能時，敵方所採取任何可能行動所產生之結果，亦須包含在內。

第二處副處長——

## 附 註

1. 依上級或指揮官之命令呈出，藉必需之地圖及附件，以說明目下一完全之情況，及此時期內之作戰情形；倘本報告中之任何一部份，可於地圖上表示清楚時，當用地圖表示之，如此則在該項之標題下，不加敘述；僅書『如圖』即可；師以下之部隊，常四處在適當標題之下共同作一報告，在變化甚速之情況之下，本報告只應包括若干要項，使其彙集簡捷，傳送迅速。
2. 無事報告之各項目可省略之。

格式第十 G-3(作戰處)定期報告  
作戰處報告

自(    日    時)  
至(    日    時)  
發出部隊  
地點  
發出時日

## 第    號

地圖：(閱讀報告時必需者)

1. 我第一綫(或最前方部隊)。
2. 部隊位置：  
本期終了時情況，包括指揮所，戰鬥地境綫及移動中之部隊。
3. 鄰接部隊及支援部隊之情況。
4. 天候及視界。
5. 本期中我方活動：
  - (a) 步兵(包含戰車及戰防部隊)。
  - (b) 砲兵。
  - (c) 高射砲部隊。
  - (d) 裝甲部隊。
  - (e) 空軍。
    - (1) 戰鬥隊。
    - (2) 偵察隊。

- (f) Cavalry.
- (g) Chemical troops.
- (h) Engineers.
- (i) Signal.
- (j) Miscellaneous.

#### 6. Combat Efficiency:

Arrived at by consideration of the status of training; the losses in officers, men, animals, and materials; the morale, and any other conditions peculiar<sup>24</sup> to the unit considered. For divisions, this report should show efficiency of combat regiments; it may include other units such as special troops.

#### 7. Results of Operations:

---

*AC of S, G-3*

#### NOTES.

1. Submitted as ordered by the commander. To be supported by such maps and annexes as are necessary to make a complete record of the existing situation and the operations during the period. When any part of the subject matter of the report can be shown clearly on a map, this should be done. In such cases no entry need be made under the appropriate heading of the report except the statement "Map". Units smaller than the division usually submit one report based on the appropriate topical heading of the four section reports.

In a fast moving situation this report may consist of a few essentials which can be quickly compiled and rapidly transmitted.

2. Omit any subheading under which there is nothing to report.

FORM 11.

#### G-4 PERIODIC REPORT:

#### G-4 REPORT.<sup>(1)</sup>

From: (Date and hour.)  
 To : (Date and hour.)  
 Issuing Unit.  
 Place of issue.  
*Date and hour of issue.*

No. \_\_\_\_\_

Maps: (Those needed for an understanding of the report).

1. **Location of Administrative Troops and Installations.**<sup>(2)</sup>  
Changes during and location at close of period.
2. **Status of Supply:** (all classes):  
On hand, on route, remaining credits; broken down into the several classes, and as necessary further broken down into important items.
3. **Status of Transportation:**  
By organization; vehicles on hand serviceable and unserviceable; replacements expected.
4. **Status of Evacuation:** (men and animals).  
Evacuation during period and casualties on hand at close of period.
5. **Condition of Roads and Status of Circulation:**
6. **Salvage and Captured Materiel:**  
Amounts, kinds, reissues<sup>43</sup>, and evacuation of.
7. **Activities:**  
Anything of particular importance or of unusual nature.

---

*AC of S, G-4*

#### NOTES.

1. Submitted as ordered by the commander. To be supported by such maps and annexes as are necessary to make a complete record of the existing situation

---

42. *peculiar* 特殊的. 43. *reissues* 再發給.



- (f) 騎兵。
  - (g) 化學部隊。
  - (h) 工兵。
  - (i) 通訊。
  - (j) 其他。
6. 戰鬥效率  
考慮所達到之訓練程度；軍官，士兵，馬騾及器材之損失；士氣，及其他與此部隊特殊有關之事件；以師為單位時，此報告應敘明團之戰鬥效率；及其他部隊如特種部隊等之戰鬥效率。
7. 作戰結果

## 第三處副處長

## 附 註

1. 依指揮官之命令呈出，籍必要之地圖及附件，以說明目下完全之情況，及本時期內之作戰情形；倘本報告之任何一份部，可以地圖表示清楚時，當用地圖表示之，如此則在該段之下不需其他說明，僅書『如圖』即可；師以下之部隊，通常四處在適當之標題下共同作一報告。  
於變動甚速情況之下，此報告只需包括彙集簡捷而傳達迅速之若干要項。
2. 無事報告之各項可省略之。

## 格式第十一 G-4 (後勤處) 定期報告

## 後勤處報告

自(    日    時)  
至(    日    時)  
發出部隊  
發出地點  
發出日時

## 第    號

地圖：(閱讀報告時必需者)

1. 後勤部隊與後勤設備之位置  
本期中之變更及終了時之位置。
2. 補給現況(各類)：  
將現有及運輸中與剩餘之額定補給品，分為各類，必要時再分為重要之小項。
3. 輜重之狀況：  
按各單位現有車輛，可用者及不能使用者；需要之補充。
4. 送後現況(人員及騾馬)：  
本期中已後送者，及終了時現有之傷亡。
5. 公路情形，及交通運行狀況。
6. 搶救物資及戰利品：  
數量，種類，再發給及後送。
7. 活動。  
其他特別重要之特殊事件

第四處副處長——

## 附 註

1. 依指揮官之命令呈出，藉必需之地圖及附件，以說明目前完全之情況，及本期內



之作戰情形；倘本報告中之任何一部，能以地圖表示清楚者，則用地圖表示之，如此則在該項之下不需其他說明，僅書『如圖』即可；師以下之部隊，常以四處在適當標題之下，共同作一報告。

無事報告之細目省略之。

2. 不列關於補充，俘虜，落伍者及難民之設施。

格式第十二 陣中日誌

——陣中日誌

部隊——

自( 日 時)  
至( 日 時)  
地點

時 間		總 號	日 時	事件，公文，命令等	處 理 方 法
收	發				

附 註

1. 陣中日誌為為每科逐日之記錄，包括一切重要公文及口頭命令之收發，定期要報，命令之登記，及直接有關各處各單位事件之簡明記載，公文之原稱，及有關本科或單位之資料，其作供給其他各處各單位之消息則不予列入日誌之內，此項日誌另有日誌文件夾；按照日誌之順序，將所有之命令，所有公文原件保存於文夾內中，將其中命令或口述公文之摘要列入日誌本中。
2. 表示本辦公室之收發時間。
3. 表示此情報發生時間，以注意此情報之時間性。
4. 下列為本表常用簡字：M 表示已登記於情況地圖上；S 表示本指揮所之標準分發單，T 表示已將消息供給各部隊。

### 第三篇

## 編制與統計

# 導 論

編制與統計，爲一國軍隊整建之藍圖，亦爲作戰指揮之基礎，各國對此方面之研究，極爲審慎與週到，此次戰後，更有一劃時代之決定。

筆者屬稿時，得閱紐約之消息，謂「美國陸軍地面軍總司令特孚斯將軍，於元月九日宣佈美國陸軍師已改採新編制，藉以吸取第二次大戰中之經驗與教訓，并爲原子能時代新陸軍之前驅；特孚斯將軍謂：『在前次已獲勝之戰爭中，美國陸軍師已證明爲優於至少不劣於任何敵國或友邦，經此次改革後，每師人員增加百分之二十，火力則增加百分之二百五十，機動性增加百分之百，將成爲無匹敵之作戰機構』。又謂：『原子彈及其他新武器之發明，并未改變戰爭之性質，今後地面作戰仍需機動，能近接戰鬥，適應叢林、極地、沙漠及山地之戰鬥，并能迅速由摩托，艦隊或飛機運輸之陸軍師，已不以能兩棲作戰爲滿足，而需能三棲作戰，即能同時迅速在陸海空三方面打擊敵人』。此種改革，係根據艾森豪威爾將軍之陸軍新編制計劃，而此計劃係由前歐洲戰區師以上單位主官之建議，并經去年春在各軍事學校舉行之步砲戰車聯合會議議決者」。其新編制之內容，頗多革新，至本篇所列各種編制表，係大戰末期研究編制之資料，其中一部爲當時美軍之編制，均足供參攷。

我國抗戰期中，因裝備、兵員等未入正軌，編制逐年更訂，各部隊又因作戰之需要，亦未趨一致，現整軍建軍正積極進行，確定編制當爲首要之急務。

關於編制確定之要素，主要爲人員、火力與機動性，其火力之分析，美軍採用火點制，以點數之多寡，判定戰鬥力之強弱，爲純科學上之較量，極有參攷之價值。

關於部隊戰鬥力之持續，全視其補給如何，此次大戰中，美國即賴其完善之補給，贏得戰爭之勝利，故其補給之系統，補給品之分類，補給之實施與各種統計之數字，均爲吾人研究之珍貴資料。

## SECTION III ORGANIZATION AND LOGISTICS

### CHAPTER I — ORGANIZATION

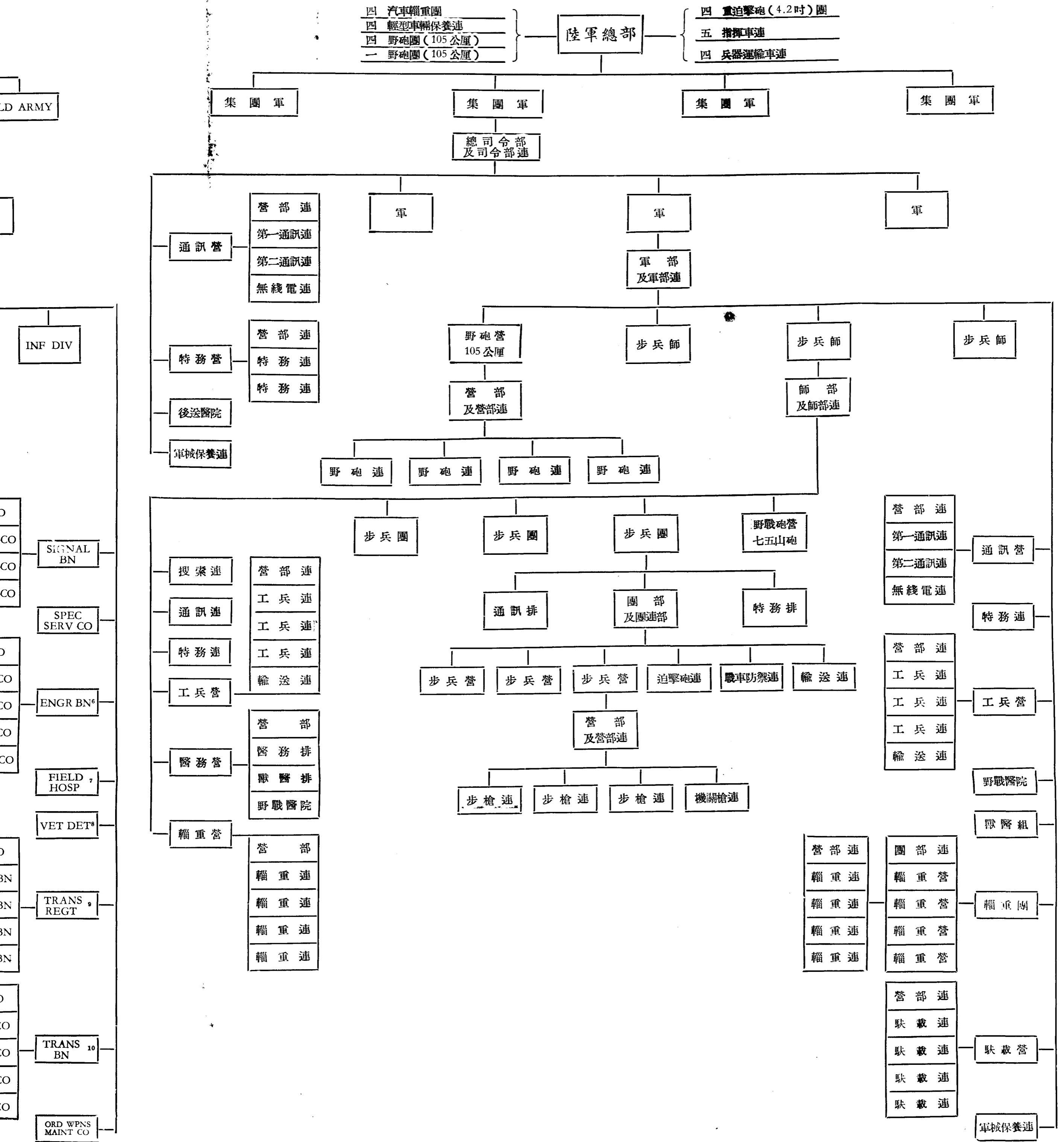
- ( I ) School Type Army
  - ( II ) G. H. Q. Troops
  - ( III ) Field Army
  - ( IV ) Army
  - ( V ) Infantry Division
  - ( VI ) Miscellaneous U. S. Army Units
- 

## 第 三 篇 編 制 與 統 計

### 第 一 章 編 制

- ( I ) 作戰人員訓練班假定之中國陸軍
- ( II ) 陸軍總部之直屬部隊
- ( III ) 集團軍
- ( IV ) 軍
- ( V ) 步兵師
- ( VI ) 其他美國陸軍部隊

第一表 美方作戰人員訓練班假定之中國陸軍編制

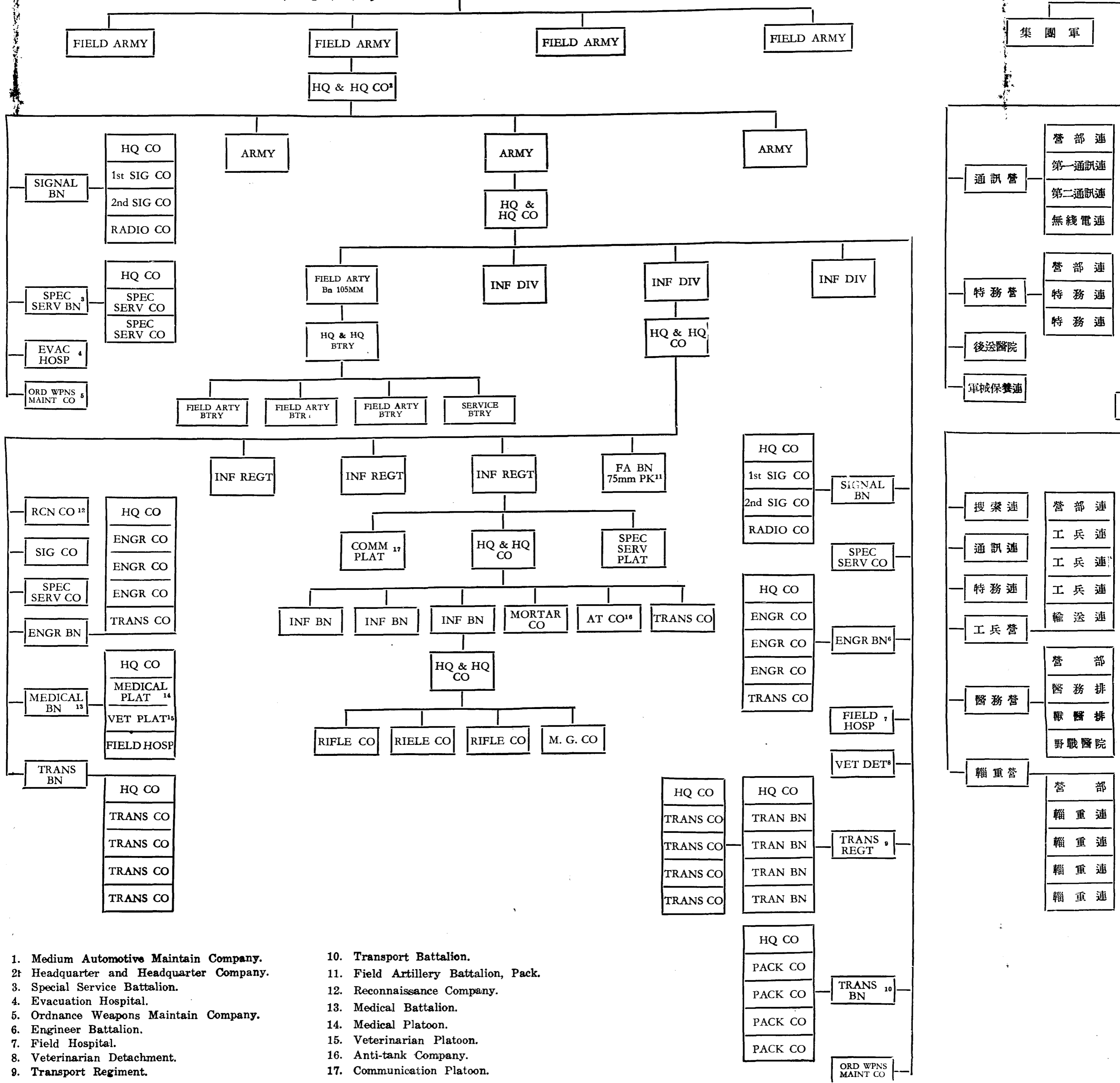


# (I) SCHOOL TYPE ARMY ORGANIZATION

4 Motor Trans Regts  
 4 Med. Auto Maint Cos<sup>1</sup>  
 4 Field Arty Regts (105)  
 1 Field Arty Regt (155)

G. H. Q.

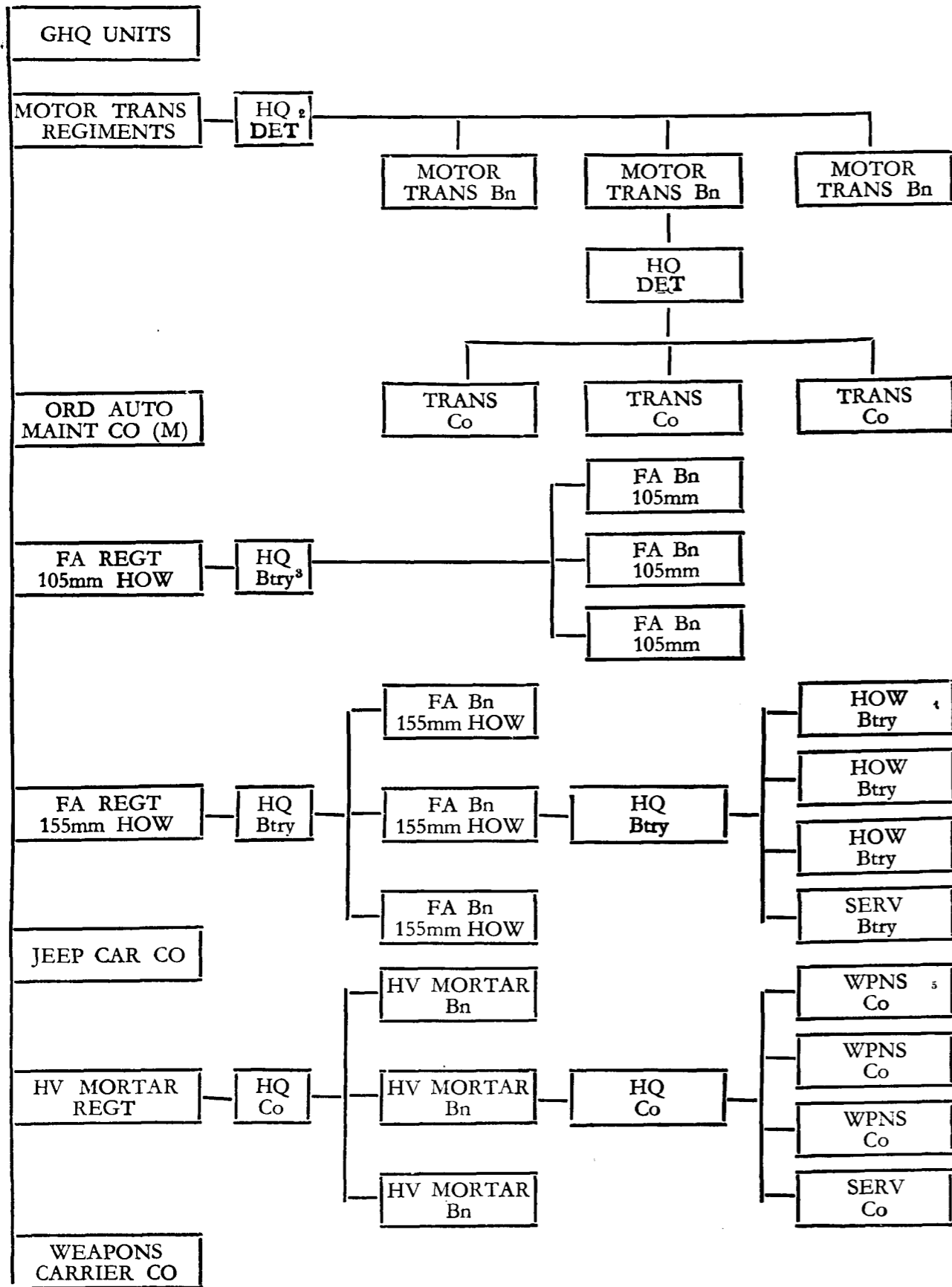
4 Hvy (4.2) Mortar Regts  
 5 Jeep Car Cos  
 4 Weapons Carrier Cos



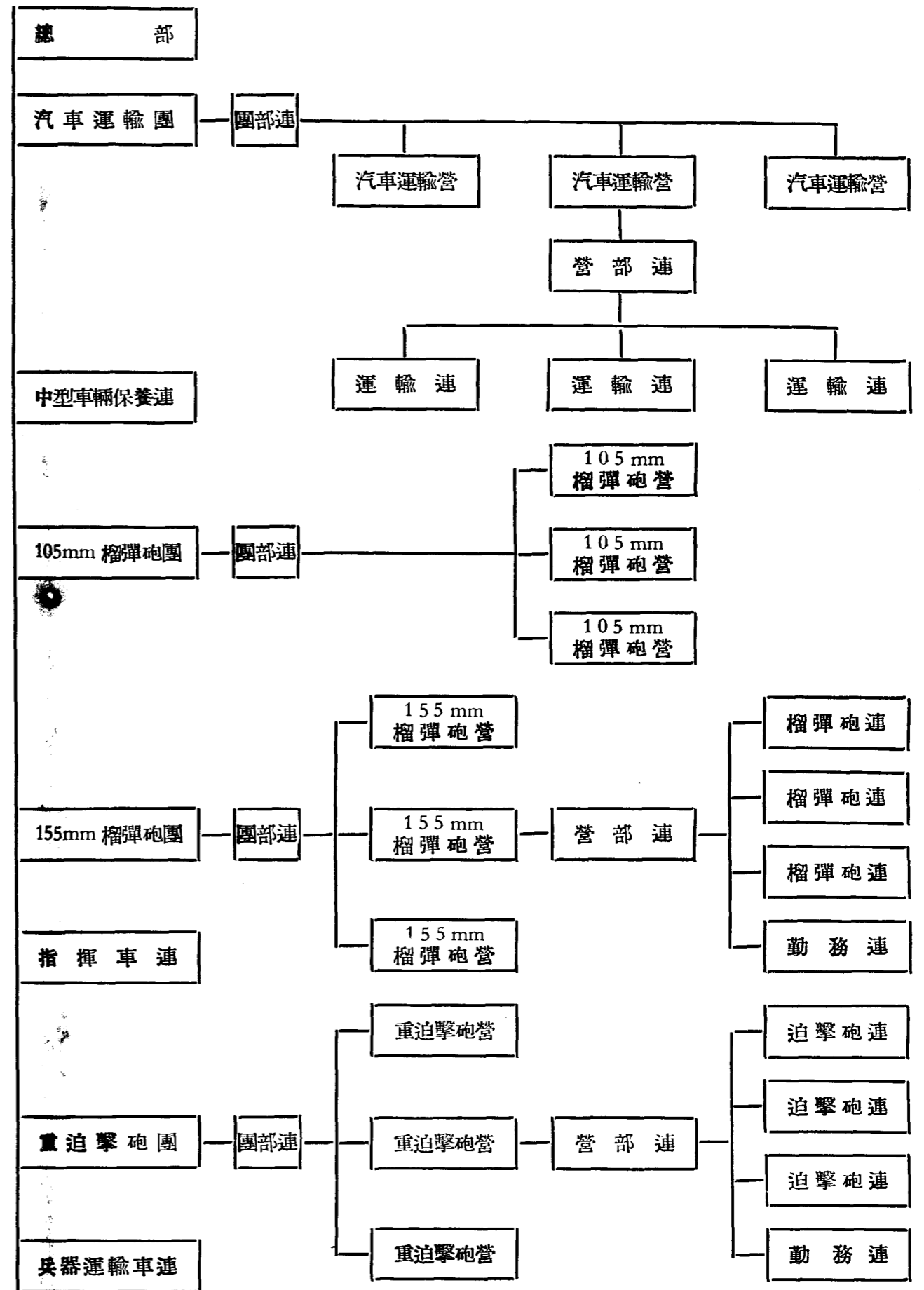
1. Medium Automotive Maintain Company.  
 2. Headquarter and Headquarter Company.  
 3. Special Service Battalion.  
 4. Evacuation Hospital.  
 5. Ordnance Weapons Maintain Company.  
 6. Engineer Battalion.  
 7. Field Hospital.  
 8. Veterinarian Detachment.  
 9. Transport Regiment.

10. Transport Battalion.  
 11. Field Artillery Battalion, Pack.  
 12. Reconnaissance Company.  
 13. Medical Battalion.  
 14. Medical Platoon.  
 15. Veterinarian Platoon.  
 16. Anti-tank Company.  
 17. Communication Platoon.

(II) ORGANIZATION OF GHQ UNITS



- 1. General Headquarter.
- 2. Headquarter Detachment.
- 3. Headquarter Battery.
- 4. Howitzer Battery.
- 5. Weapons Company.





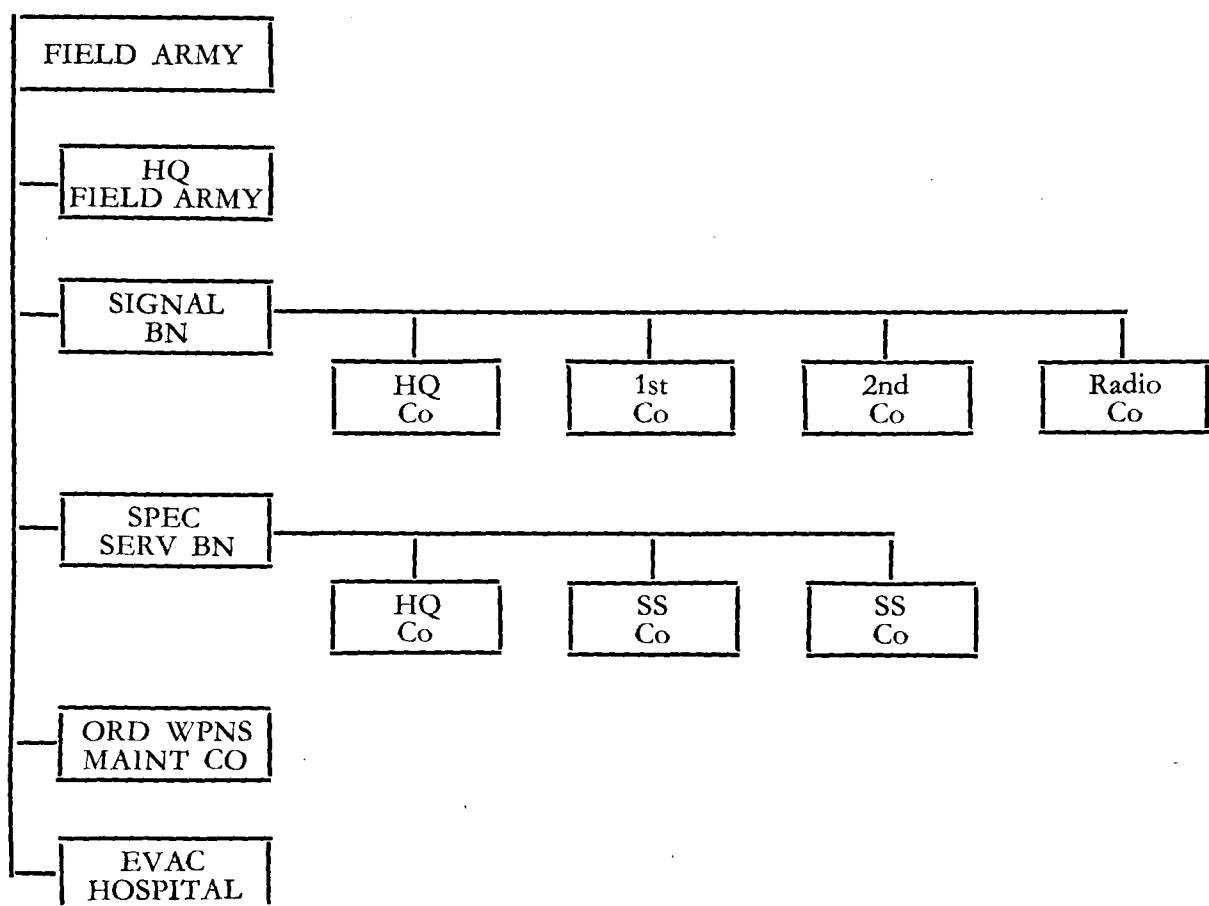
GHQ TROOP	PERSONNEL				VEHICLES				WEAPONS						
	Officers	Warrant Officers <sup>1</sup>	Enlisted Men <sup>2</sup>	Total	Motors	Tlrs <sup>3</sup>	Carts	Total	7.92mm Rifle	7.92 L.M.G. <sup>4</sup>	45 Cal. LMG <sup>5</sup>	4.2 Mortar	105mm How	155mm How	Proj. Pyro. <sup>6</sup> Hand
Motor Trans Regt.	164	6	1183	1353	512	444		956	1157		26				
HQ. & HQ. Det. Trans Regt.	(17)		(43)	(60)	(5)										
3 Motor Trans Bns. ea <sup>7</sup>	(49)	(2)	(380)	(431)	(169)	(148)									
HQ & HQ Det. T. Bn.	(10)	(2)	(20)	(32)	(4)	(1)									
3 Motor Cos. ea	(13)		(120)	(133)	(55)	(49)									
Medium Automotive Maint Co.	(13)		(150)	(163)	(21)	(14)		(35)	(142)	(8)	(8)				
F. A. Regt. Mtz. 105MM How	169	52	1917	2138	265	95			322	87	174		36		13
HQ & HQ Btry 105MM How Regt.	(16)	(4)	(111)	(131)	(16)	(2)			(19)	(6)	(15)				(1)
3 F. A. Bns. Mtz. 105MM How. ea	(51)	(16)	(602)	(669)	(83)	(31)			(101)	(27)	(53)		(12)		(4)
(Bn Orgn same as Army Bn)															
F. A. Rgt. Mtz. 155MM How	118	36	1363	1517	182	64		246	221	60	121			24	9
HQ. & HQ. Btry. Regt.	(16)	(4)	(111)	(131)	(16)	(2)		(18)	(19)	(6)	(15)				(1)
2 F. A. Bns. 155MM How	(51)	(16)	(626)	(693)	(83)	(31)		(114)	(101)	(27)	(53)			(12)	(4)
HQ & HQ Btry (Incl Atchd Med)	(18)	(4)	(123)	(145)	(16)	(2)		(18)	(19)	(6)	(15)				(1)
3 How Btries, ea	(8)	(3)	(135)	(146)	(15)	(5)		(20)	(23)	(6)	(10)			(4)	(1)
Service Btry	(9)	(3)	(98)	(110)	(22)	(14)		(36)	(13)	(3)	(8)				
Hv. Mortar Regt. ea	203	67	3455	3725			361		2217	120	447	72			
HQ Co. Hv. Mortar Regt.	(23)	(1)	(119)	(143)			1		(15)		(6)				
3 Hv. Mortar Bns. ea	(60)	(22)	(1112)	(1194)			120		734	(40)	(147)	(24)			
HQ & HQ Co. Hv. Mortar Bn.	(12)	(3)	(69)	(84)			(3)		(37)	(4)	(19)				
3 Mortar Cos. ea	(14)	(6)	(258)	(278)			(23)		(149)	(12)	(39)	(8)			
Service Co.	(6)	(1)	(269)	(276)			(48)		(250)		(11)				
Jeep Car Co. ea	(13)		(120)	(133)	(54)	(49)			(118)		(2)				
WC Co. ea	(13)		(120)	(133)	(51)	(39)			(118)		(2)				

1 Warrant Officer 准尉  
2 Entisted Man 士兵  
3 Trailer  
4 7.92 Light Machine Gun.

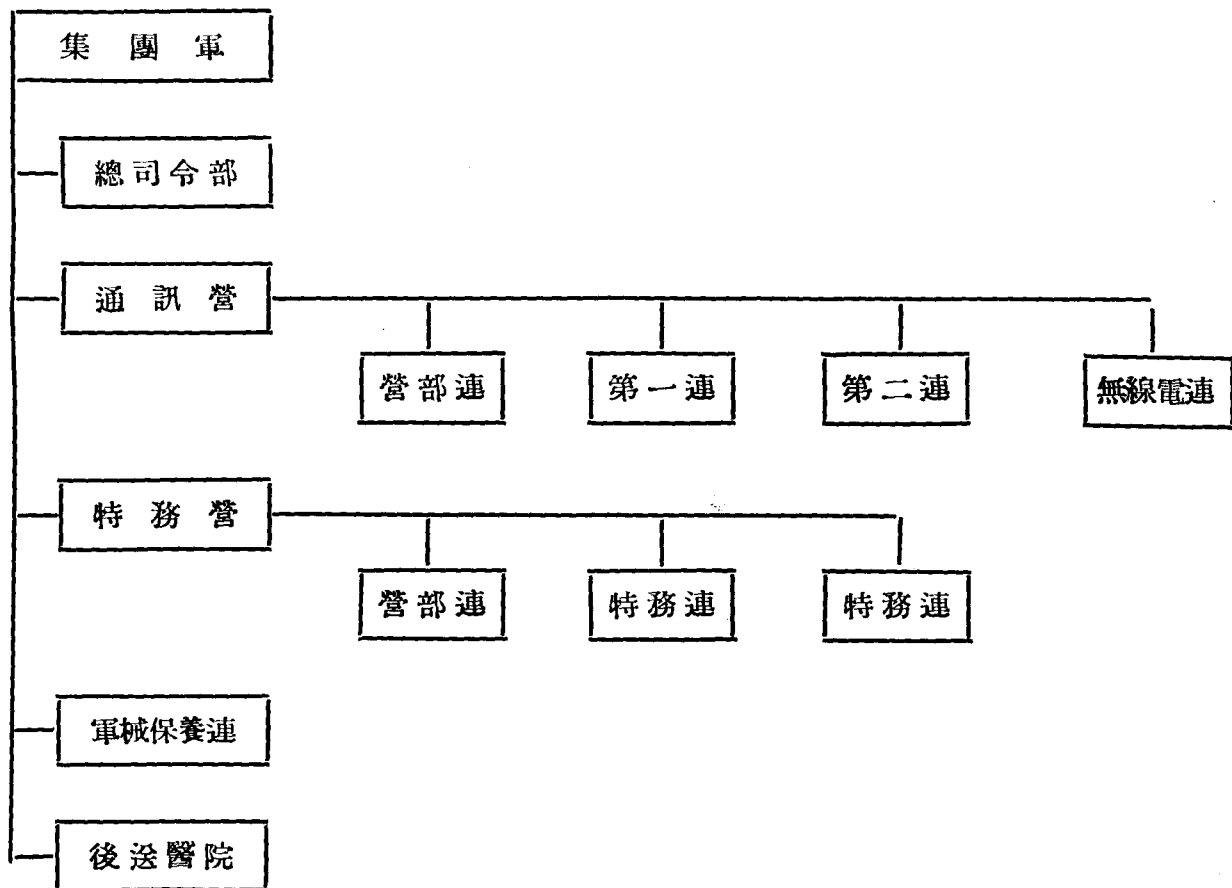
5 .45 Calibre Light Machine Gun.  
6 Projector, Pyrotechnic Hand  
7 each

陸軍總部	人員				車輛				兵器						
	軍官	准尉	士兵	合計	汽車	拖車	騾車	合計	7.92或30或1917式步槍	7.92比靈輕機槍	45衝鋒槍	4.2化學迫擊砲	105MM榴彈砲	155MM榴彈砲	信號槍
汽車運輸團	164	6	1183	1353	512	444		956	1157		26				
團部及團部直屬部隊	(17)		(43)	(60)	(5)										
三汽車營(各)	(49)	(2)	(380)	(431)	(169)	(148)									
營部及營部直屬部隊	(10)	(2)	(20)	(32)	(4)	(1)									
三汽車連(各)	(13)		(120)	(133)	(55)	(49)									
中型車輛保養連(各)	(13)		(150)	(163)	(21)	(14)		(35)	(142)	(8)	(8)				
105MM機械化榴砲團	169	52	1917	2138	265	95			322	87	174		36		13
團部及團部連	(16)	(4)	(111)	(131)	(16)	(2)			(19)	(6)	(15)				(1)
三105MM機械化榴砲營(各)	(51)	(16)	(602)	(669)	(83)	(31)			(101)	(27)	(53)		(12)		(4)
(營之編制與軍之砲兵營同)															
155MM機械化榴砲團	118	36	1363	1517	182	64		246	221	60	121			24	9
團部及團部連	(16)	(4)	(111)	(131)	(16)	(2)		(18)	(19)	(6)	(15)				(1)
二155MM榴砲營	(51)	(16)	(626)	(693)	(83)	(31)		(114)	(101)	(27)	(53)			(12)	(4)
營部及營部連(包括衛生隊)	(18)	(4)	(123)	(145)	(16)	(2)		(18)	(19)	(6)	(15)				(1)
三榴砲連(各)	(8)	(3)	(135)	(146)	(15)	(5)		(20)	(23)	(6)	(10)			(4)	(1)
勤務連	(9)	(3)	(98)	(110)	(22)	(14)		(36)	(13)	(3)	(8)				
重迫擊砲團(各)	203	67	3455	3725			361		2217	120	447	72			
團部連	(23)	(1)	(119)	(143)			1		(15)		(6)				
三重迫擊砲營(各)	(60)	(22)	(1112)	(1194)			120		734	(40)	(147)	(24)			
營部及營部連	(12)	(3)	(69)	(84)			(3)		(37)	(4)	(19)				
三迫擊砲連(各)	(14)	(6)	(258)	(278)			(23)		(149)	(12)	(39)	(8)			
勤務連	(6)	(1)	(269)	(276)			(48)		(250)		(11)				
指揮車連(各)	(13)		(120)	(133)	(54)	(49)			(118)		(2)				
兵器運輸車連(各)	(13)		(120)	(133)	(51)	(39)			(118)		(2)				

### (III) ORGANIZATION OF CHINESE FIELD ARMY



第三表 集團軍之編制

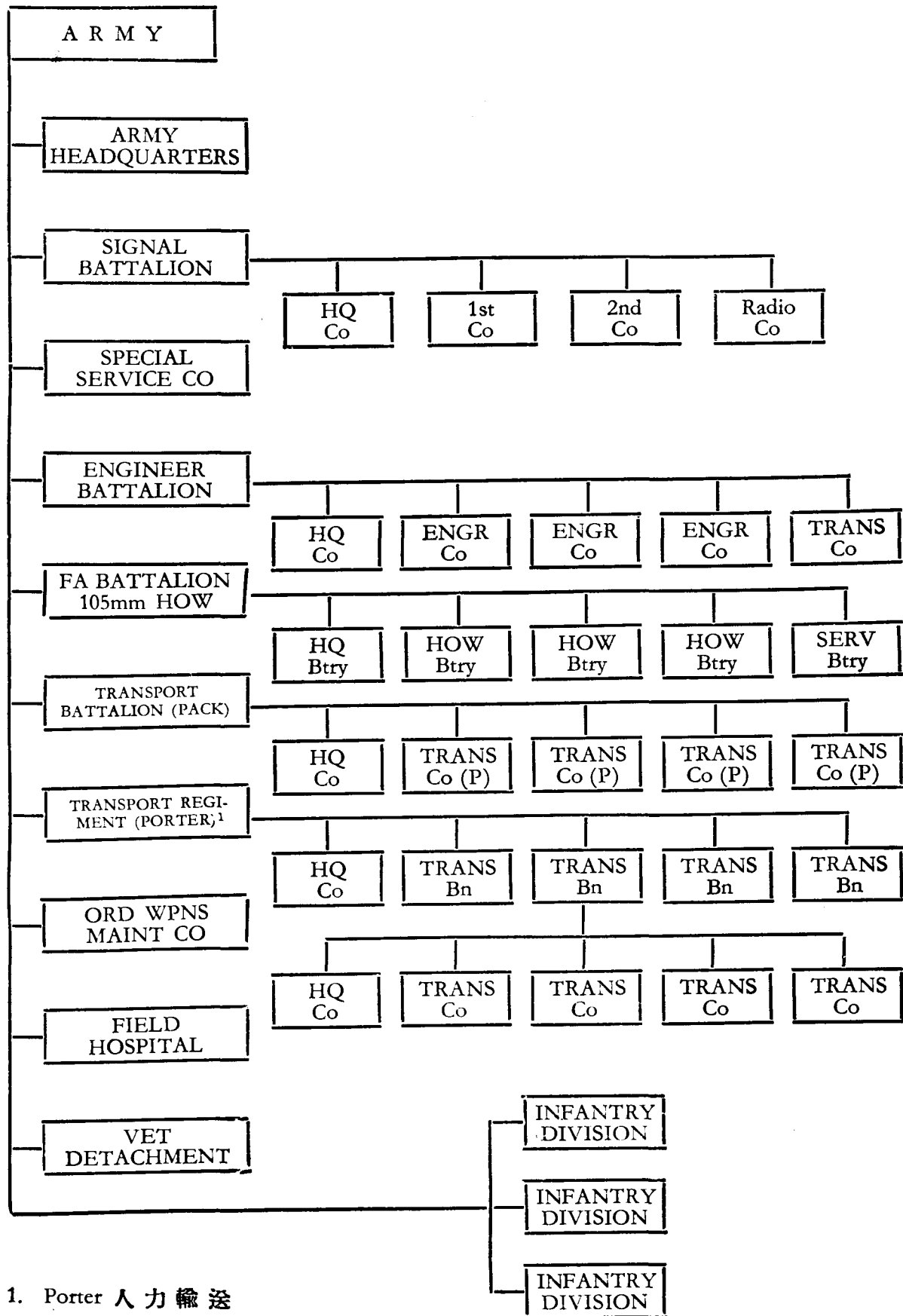


FIELD GROUP ARMY	PERSONNEL				ANIMALS			VEHICLES			7.92mm OR 30 CAL M1917 RIFLE	7.92mm LMG (BREN)	.45 CAL SMG
	OFFICERS	WARRANT OFFICERS	ENLISTED MEN	TOTAL	RIDING	PACK	TOTAL	MOTOR	TRAILERS	TOTAL			
(FIELD) GROUP ARMY													
HQ FIELD ARMY	114	7	104	225	16		16	18		18	50		20
SIGNAL BN. GP. ARMY	45	35	595	675		120	120	170	70	240	170		12
HQ & HQ CO (INCL ATCHD MED) <sup>1</sup>	(14)	(5)	(77)	(96)		(20)	(20)	(31)	(10)	(41)	(21)		(2)
1st SIG CO	(6)	(8)	(199)	(213)		(36)	(36)	(56)	(26)	(82)	(60)		(3)
2nd SIG CO	(10)	(1)	(199)	(210)		(48)	(48)	(60)	(24)	(84)	(60)		(3)
RADIO CO	(15)	(21)	(120)	(156)		(16)	(16)	(23)	(10)	(33)	(29)		(4)
SPEC SERV BN	15		359	374							199	36	66
HQ CO	(5)		(15)	(20)							(7)		(6)
2 SPEC SERV CO'S EA	(5)		(172)	(177)							(96)	(18)	(30)
ORD WPNS MAINT CO	9	6	129	144				18	5	23	22		8
EVAC HOSPITAL	25	2	106	133				10	8	18			

1. Include Attached Medical.

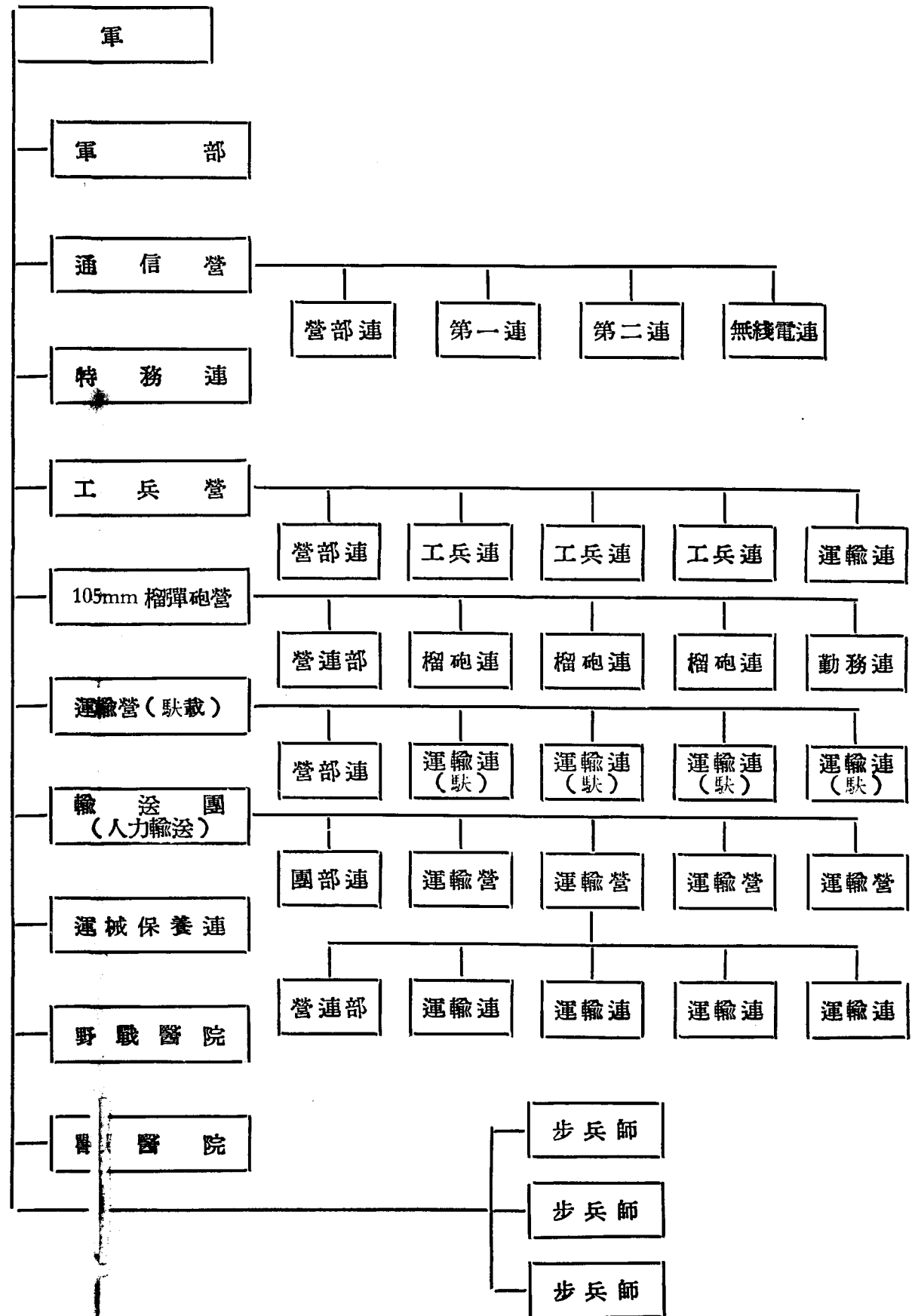
集團軍	人員				驛馬			車輛			兵器		
	軍官	准尉	士兵	合計	騎用	駄運用	合計	汽車	拖車	合計	7.92或30 1917式步槍	7.92比靈輕機槍	.45衝鋒槍
集團軍													
總部	114	7	104	225	16		16	18		18	50		20
通信營	45	35	595	675		120	120	170	70	240	170		12
營部及營部連(包括配屬之醫務隊)	(14)	(5)	(77)	(96)		(20)	(20)	(31)	(10)	(41)	(21)		(2)
第一通信連	(6)	(8)	(199)	(213)		(36)	(36)	(56)	(26)	(82)	(60)		(3)
第二通信連	(10)	(1)	(199)	(210)		(48)	(48)	(60)	(24)	(84)	(60)		(3)
無線電連	(15)	(21)	(120)	(156)		(16)	(16)	(23)	(10)	(33)	(29)		(4)
特務營	15		359	374							199	36	66
營部連	(5)		(15)	(20)							(7)		(6)
二特務連(各)	(5)		(172)	(177)							(96)	(18)	(30)
軍械保養連	9	6	129	144				18	5	23	22		8
後送醫院	25	2	106	133				10	8	18			

(IV) ORGANIZATION OF CHINESE ARMY



1. Porter 人力輸送

第四表 軍之編制

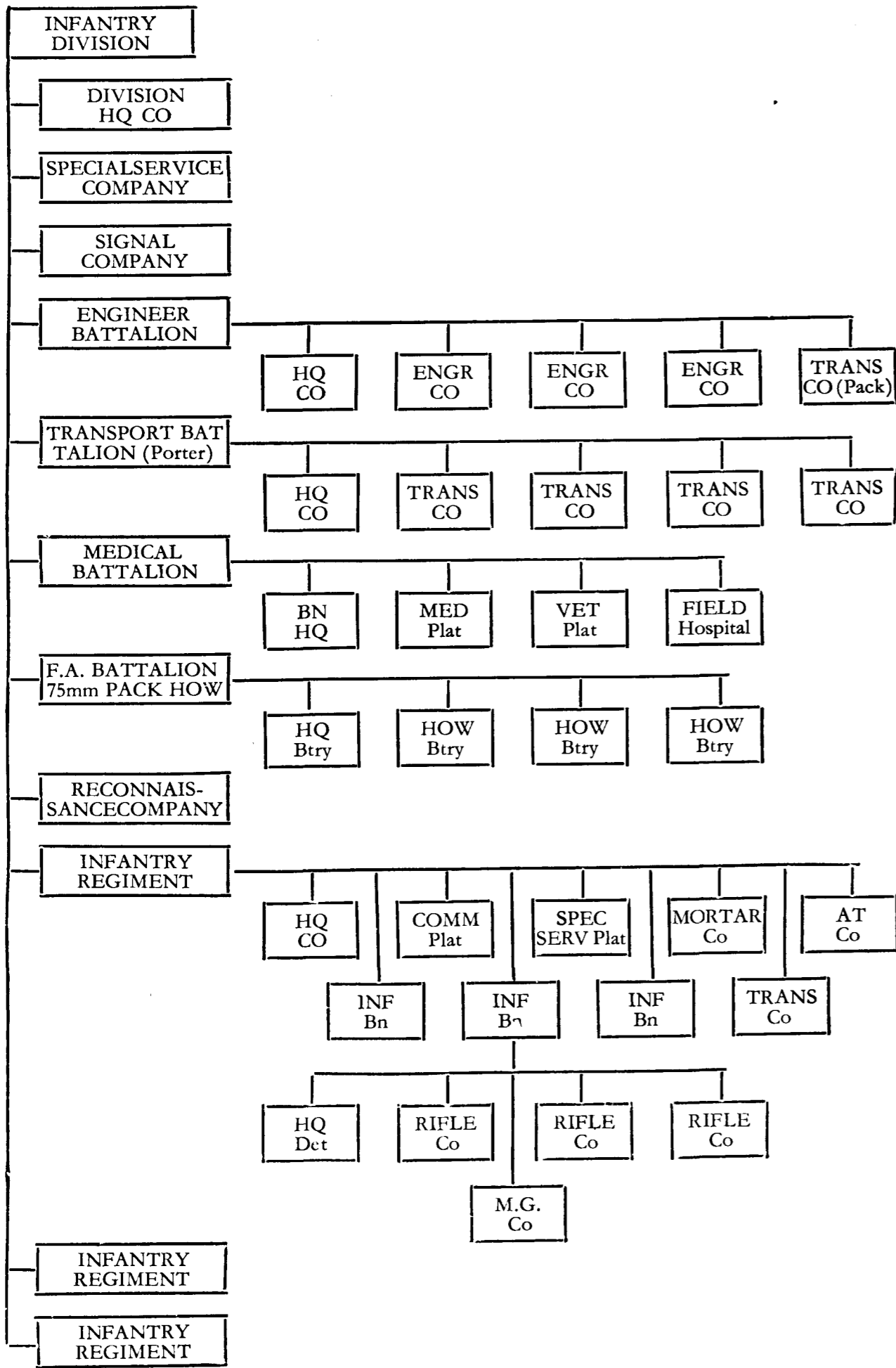


Chinese Army	Personnel				Animals			Vehicles			Weapons													
	OFFICERS	WARRANT OFFICERS	ENLISTED MEN	TOTAL	RIDING	PACK	TOTAL	MOTOR	TLRS	TOTAL	1 7.92mm OR .30 Cal. M. 1917 Rifle	2 .30 CAL. Rifle 1903	3 7.92 LMG (Bren)	4 .30 CAL. M. G.	5 .45 CAL. S.M.G.	6 .55 CAL. Boys AT Rifle	7 37mm AT GUN	8 60mm Mortar	9 75mm HOW Pack	10 81mm Mortar M-1	11 105mm HOW M-2	12 Launcher, Grenade M-1 (1)	13 Launcher, Rocket 2.36' (2)	14 Projector, Pypo, Hand M-9
Chinese School Type Army	2159	384	35571	38114	319	3562	3881	194	72	266	16547	972	1068	216	3470	90	72	486	36	108	12	972	63	103
Army Headquarters	100	16	94	210	38		38	28	4	32	50				20									
Signal Bn	30	26	337	393		70	70	6	2	8	117				8									
Hq & Hq co. Sig Bn (Incl Atchd Med)	(10)	(1)	(28)	(39)		(10)	(10)	(3)	(2)	(5)	(13)				(2)									
1st Sig Co	(4)	(6)	(106)	(116)		(24)	(24)				(32)				(2)									
2nd Sig Co	(4)	(2)	(118)	(124)		(24)	(24)	(2)		(2)	(31)				(2)									
Radio Co	(12)	(17)	(85)	(114)		(12)	(12)	(1)		(1)	(41)				(2)									
Special Serv Co	5		172	177							96		18		30									
Engr Bn	32	5	535	572	4	172	176				336		24		39									
Bn Hq. Engr Bn	(7)	(1)	(31)	(39)	(1)	(4)	(5)				(20)				(4)									
3 Engr Cos. each	(5)	(1)	(147)	(153)	(1)	(8)	(9)				(102)		(8)		(10)									
Transport Co	(8)	(1)	(55)	(64)		(144)	(144)				(10)				(5)									
Atchd Med & Vet	(2)		(8)	(10)																				
Field Hospital	13		122	135		16	16	30	2	32														
Veterinary Detachment	3		24	27	1	5	6	2	1	3														
Transport Bn (Pack)	41	4	264	309	6	578	584				49				20									
Bn Hq (Incl Atchd med)	(9)		(44)	(53)	(6)	(2)	(8)				(9)													
4 Pack Cos. each	(8)	(1)	(55)	(64)		(144)	(144)				(10)				(5)									
Transport Regt (Porter)	135	32	2341	2508							237				144									
Regt Hq Co	(7)		(21)	(28)							(9)													
4 Trans Bns. each	(32)	(8)	(580)	(620)							(57)				(36)									
Hq Co. Trans Bn (Incl Atchd med)	(8)		(40)	(48)							(9)													
4 Trans Cos. each	(6)	(2)	(135)	(143)							(12)				(9)									
F. A. Bn. Mtz. 105mm How	51	16	602	669				83	31	114	101		27		53						12			4
Hq & Hq Btry (Incl Atchd med)	(18)	(4)	(123)	(145)				(16)	(2)	(18)	(19)		(6)		(15)									(1)
3 How Btries, each	(8)	(3)	(127)	(138)				(15)	(5)	(20)	(23)		(6)		(10)						(4)			(1)
Service Btry	(9)	(3)	(98)	(110)				(22)	(14)	(36)	(13)		(3)		(8)									
Ord Wpns maint Co	9	6	129	144				18	5	23														
3 Inf Divisions	1740	279	30951	32970	270	2721	2991	27	27	54	15561	972	999	216	3156	90	72	486	36	108		972	63	99

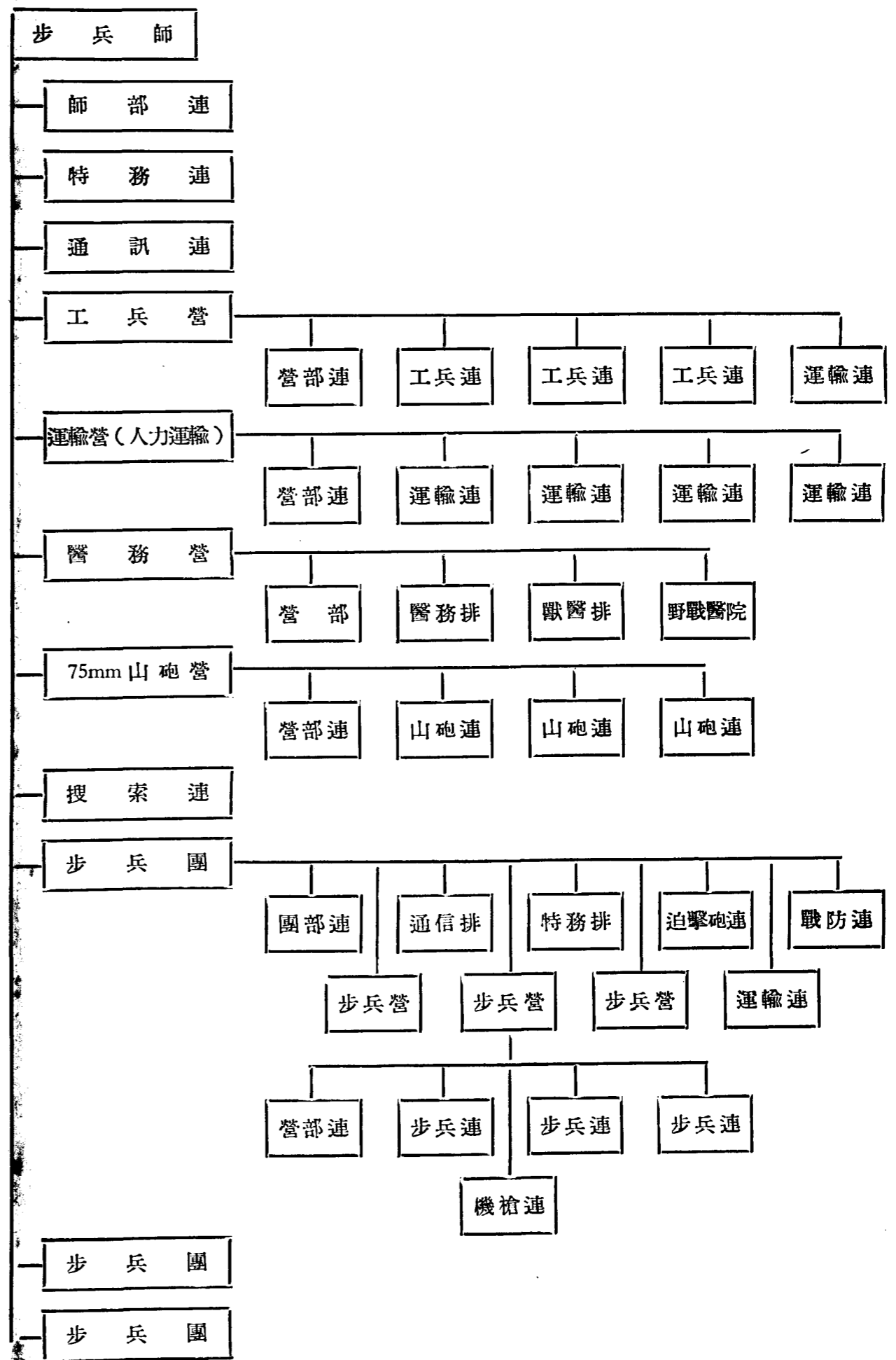
1. Launcher Grenade 擲彈筒      2. Launcher Rocket 火箭筒

國軍	人員				驛馬			車輛			兵器													
	軍官	准尉	士兵	合計	騎用	馱用	總數	汽車	拖車	合計	1 7.92 或 .30 1917式 步槍	2 .30 1903式 步槍	3 7.92 比靈式輕機槍	4 .30 機槍	5 .45 衝鋒槍	6 .55 戰鬥槍	7 37mm 戰鬥砲	8 60mm 迫擊砲	9 75mm 山砲	10 81mm 迫擊砲 M-1	11 105mm 榴砲 M-2	12 榴彈筒 M-1	13 二、三六吋火箭筒	14 信號槍 M-9
軍	2159	384	35571	38114	319	3562	3881	194	72	266	16547	972	1068	216	3470	90	72	486	36	108	12	972	63	103
軍部	100	16	94	210	38		38	28	4	32	50				20									
通信營	30	26	337	393		70	70	6	2	8	117				8									
營部及營部連 (包括配屬之衛生隊)	(10)	(1)	(28)	(39)		(10)	(10)	(3)	(2)	(5)	(13)				(2)									
第一通信連	(4)	(6)	(106)	(116)		(24)	(24)				(32)				(2)									
第二通信連	(4)	(2)	(118)	(124)		(24)	(24)	(2)		(2)	(31)				(2)									
無線電連	(12)	(17)	(85)	(114)		(12)	(12)	(1)		(1)	(41)				(2)									
特務連	5		172	177							96		18		30									
工兵營	32	5	535	572	4	172	176				336		24		39									
營部	(7)	(1)	(31)	(39)	(1)	(4)	(5)				(20)				(4)									
三工兵連 (各)	(5)	(1)	(147)	(153)	(1)	(8)	(9)				(102)		(8)		(10)									
運輸連	(8)	(1)	(55)	(64)		(144)	(144)				(10)				(5)									
配屬之衛生隊及獸醫隊	(2)		(8)	(10)																				
後方醫院	13		122	135		16	16	30	2	32														
獸醫隊	3		24	27	1	5	6	2	1	3														
運輸營 (獸)	41	4	264	309	6	578	584				49				20									
營部 (包括配屬之衛生隊)	(9)		(44)	(53)	(6)	(2)	(8)				(9)													
四運輸連 (獸) (各)	(8)	(1)	(55)	(64)		(144)	(144)				(10)				(5)									
運輸團 (人力輸送)	135	32	2341	2508							237				144									
團部連	(7)		(21)	(28)							(9)													
四運輸營 (各)	(32)	(8)	(580)	(620)							(57)				(36)									
營部連 (包括配屬之衛生隊)	(8)		(40)	(48)							(9)													
四運輸連 (各)	(6)	(2)	(135)	(143)							(12)				(9)									
105 mm 機械化榴砲營	51	16	602	669				83	31	114	101		27		53						12			4
營部及營部連 (包括配屬之衛生隊)	(18)	(4)	(123)	(145)				(16)	(2)	(18)	(19)		(6)		(15)									(1)
三榴砲連 (各)	(8)	(3)	(127)	(138)				(15)	(5)	(20)	(23)		(6)		(10)						(4)			(1)
勤務連	(9)	(3)	(98)	(110)				(22)	(14)	(36)	(13)		(3)		(8)									
軍械保養連	9	6	129	144				18	5	23														
三步兵師	1740	279	30951	32970	270	2721	2991	27	27	54	15561	972	999	216	3156	90	72	486	36	108		972	63	99

(V) ORGANIZATION OF CHINESE DIVISION



第五表 師之編制



Chinese Infantry Division	Personnel				Animals			Vehicles			Weapons												
	OFFICERS	WARRANT OFFICERS	ENLISTED MEN	TOTAL	RIDING	PACK	TOTAL	MOTOR	TLRS	TOTAL	Rifle, 7.92 or .30 Cal M 1903	Rifle, .30 Cal M 1903	Gun, Bren 7.92	Gun, Mach, .30 Cal	S. M. G. .45 Cal	Rifle, AT .55 Cal	Gun, AT 37mm	Mortar 60mm	How. Pack 75mm, M-1	Mortar 81mm M-1	Launcher, Grenade M-1	Launcher, Rocket 2.36"	Projectile, Pyro Hand M-9
Infantry Division	580	93	10317	10990	90	907	997	9	9	18	5187	324	333	72	1052	30	24	162	12	36	324	21	33
Div Hq Company	41	4	84	129				3	3	6	42				8								2
Spec Serv Co	5		172	177							96		18		30								
Reconnaissance Co	6	5	178	189							80		18		54								
Signal Co	31	1	191	223		56	56				95				13								
Engineer Bn	32	5	535	572	4	172	176				336		24		39								
Bn Hq	(7)	(1)	(31)	(39)	(1)	(4)	(5)				(20)				(4)								
3 Engr Cos, each	(5)	(1)	(147)	(153)	(1)	(8)	(9)				(102)		(8)		(10)								
Tnans Co, Engr Bn	(8)	(1)	55	(64)		(144)	(144)				(10)				(5)								
Trans Bn (Porter)	32	8	580	620							57				36								
Hq Co	(6)		(35)	(41)							(9)												
4 Trans Cos, each	(6)	(2)	(135)	(143)							(12)				(9)								
Atchd Med	(2)		(5)	(7)																			
Medical Bn	25	2	293	320																			
Bn Hq	(3)	(1)	(6)	(10)																			
Medical Platoon	(8)		(165)	(173)																			
Vet Platoon	(2)	(1)	(24)	(27)																			
Field Hospital	(12)		(98)	(110)																			
Field Artillery Bn, 75mm Pack How	39	8	721	768	17	259	276				212		24		65				12				4
Hq & Hq Btry	(18)	(2)	(130)	(150)	(5)	(28)	(33)				(44)		(6)		(11)								(1)
3 How Btries, each	(7)	(2)	(197)	(206)	(4)	(77)	(81)				(56)		(6)		(18)				(4)				(1)
3 Infantry Regiments	369	60	7563	7992	69	420	489	6	6	12	4269	324	249	72	807	30	24	162		36	324	21	27
3 Infantry Regts, each	123	20	2521	2664	23	140	163	2	2	4	1423	108	83	24	269	10	8	54		12	108	7	9
Hq, Inf Regt (Incl Atchd Med)	(16)	(4)	(109)	(129)	(4)	(6)	(10)	(1)	(1)	(2)	(15)				(7)							(1)	
Comm Plat	(2)		(37)	(39)		(4)	(4)	(1)	(1)	(2)	(28)				(5)								(3)
Spec Serv Plat	(1)		(30)	(31)							(16)	(3)	(2)		(4)								(3)
3 Inf Bns	(84)	(12)	(1908)	(2004)	(12)	(66)	(78)				(1218)	(105)	(81)	24	(198)	(6)		(54)			(105)		(6)
Mortar Co, Inf Regt	(8)	(1)	(170)	(179)	(5)	(24)	(29)				(75)				(20)					(12)			
Antitank Co, Inf Regt	(6)	(1)	(132)	(139)	(2)	(40)	(42)				(59)				(26)	(4)	(8)					(6)	
Transport Co, Inf Regt (Porter)	(6)	(2)	(135)	(143)							(12)				(9)								
Infantry Bn, each	28	4	636	668	4	22	26				406	35	27	8	66	2		18			35		2
Bn Hq Detachment	(7)		(21)	(28)	(2)	(6)	(8)				(7)	(3)									(3)		(2)
3 Rifle Cos	(15)	(3)	(513)	(531)							(357)	(27)	(27)		(51)			(18)			(27)		
Machine Gun Co	(6)	(1)	(102)	(109)	(2)	(16)	(18)				(42)	(5)		(8)	(15)	(2)					(5)		
Rifle Company	5	1	171	177							119	9	9		17			6			9		

步兵師	人員				驛馬			車輛			兵器													
	軍官	准尉	士	合計	騎用	獸用	總數	汽車	拖車	合計	7.92或.30一九三七式步槍	.30一九〇三式步槍	7.92比靈輕機槍	.30機槍	.45衝鋒槍	.55戰防槍	37mm戰防砲	60mm迫擊砲	75mm M-1山砲	81mm M-1迫擊砲	M-1擲彈筒	火箭筒	M-9信號槍	
步兵師	580	93	10317	10990	90	907	997	9	9	18	5187	324	333	72	1052	30	24	162	12	36	324	21	33	
師部連	41	4	84	129				3	3	6	42				8									2
特務連	5		172	177							96		18		30									
搜索連	6	5	178	189							80		18		54									
通信連	31	1	191	223		56	56				95				13									
工兵營	32	5	535	572	4	172	176				336		24		39									
營部	(7)	(1)	(31)	(39)	(1)	(4)	(5)				(20)				(4)									
三工兵連(各)	(5)	(1)	(147)	(153)	(1)	(8)	(9)				(102)		(8)		(10)									
運輸連	(8)	(1)	55	(64)		(144)	(144)				(10)				(5)									
運輸營	32	8	580	620							57				36									
營部連(人力運輸)	(6)		(35)	(41)							(9)													
四運輸連(各)	(6)	(2)	(135)	(143)							(12)				(9)									
配屬之醫務隊	(2)		(5)	(7)																				
醫務營	25	2	293	320																				
營部	(3)	(1)	(6)	(10)																				
醫務排	(8)		(165)	(173)																				
野戰醫院	(12)		(98)	(110)																				
75mm山砲營	39	8	721	768	17	259	276				212		24		65				12					4
營部及營部連	(18)	(2)	(130)	(150)	(5)	(28)	(33)				(44)		(6)		(11)									(1)
三山砲連(各)	(7)	(2)	(197)	(206)	(4)	(77)	(81)				(56)		(6)		(18)				(4)					(1)
三步兵團	369	60	7563	7992	69	420	489	6	6	12	4269	324	249	72	807	30	24	162		36	324	21	27	
三步兵團(各)	123	20	2521	2664	23	140	163	2	2	4	1423	108	83	24	269	10	8	54		12	108	7	9	
團部(包括配屬之衛生隊)	(16)	(4)	(109)	(129)	(4)	(6)	(10)	(1)	(1)	(2)	(15)				(7)							(1)		
通信排	(2)		(37)	(39)		(4)	(4)	(1)	(1)	(2)	(28)				(5)									(3)
特務排	(1)		(30)	(31)							(16)	(3)	(2)		(4)									(3)
三步兵營	(84)	(12)	(1908)	(2004)	(12)	(66)	(78)				(1218)	(105)	(81)	24	(198)	(6)		(54)			(105)			(6)
步兵團迫擊砲連	(8)	(1)	(170)	(179)	(5)	(24)	(29)				(75)				(20)					(12)				
步兵團戰防連	(6)	(1)	(132)	(139)	(2)	(40)	(42)				(59)				(26)	(4)	(8)						(6)	
步兵團運輸連(人力運輸)	(6)	(2)	(135)	(143)							(12)				(9)									
步兵營(各)	28	4	636	668	4	22	26				406	35	27	8	66	2		18			35		2	
營部直屬隊	(7)		(21)	(28)	(2)	(6)	(8)				(7)	(3)									(3)		(2)	
三步兵連	(15)	(3)	(513)	(531)							(357)	(27)	(27)		(51)			(18)			(27)			
機槍連	(6)	(1)	(102)	(109)	(2)	(16)	(18)				(42)	(5)		(8)	(15)	(2)					(5)			
步兵連(各)	5	1	171	177							119	9	9		17			6			9			

## (VI) MISCELLANEOUS U. S. ARMY UNITS.

- (1) AA AW Bn (mbl)
  - (2) Cav Rcn Sqd (mecz)
  - (3) Chem Bn (mtz)
  - (4) Tank Battalion
  - (5) Tank Bn, Light
  - (6) Tank Destroyer Bn (Towed)
  - (7) Engineer Units
  - (8) Medical Units
- 

## (VI) 其他美國陸軍部隊之編制

- (1) 高射砲營(機動性)
- (2) 騎兵搜索營(機械化)
- (3) 化學營(摩托化)
- (4) 戰車營
- (5) 輕戰車營
- (6) 摩托化戰車防禦營(拖曳)
- (7) 工兵部隊
- (8) 衛生部隊



## 1. ANTI AIRCRAFT AUTOMATIC WEAPONS BATTALION (MOBILE)

1	2	3	4	5	6
	Hq & Hq Btry	4 AW Btries (ea)	TOTAL Bn	ATCHD MED	Aggregate
1. Officers	8	6	32	3	35
2. Warrant Officers	3		3		3
3. Enlisted Men	74	172	762	17	779
4. Total Personnel	85	178	797	20	817
5. 30 Cal Carbine	24	16	88		88
6. 30 Cal Rifle M-1	42	138	594		594
7. 45 Cal SMG	16	24	112		112
8. 45 Cal Pistol	3		3		3
9. 50 Cal MG	2	5	22		22
10. 40mm A A Gun		8	32		32
11. 2.36" Rocket Launcher		8	32		32
12. Carriage MG M-51 (1)		8	32		32
13. Trailer $\frac{1}{2}$ Ton	3	1	7		7
14. Trailer 1 Ton	9	3	21		21
15. Truck $\frac{1}{4}$ Ton	3	3	15		15
16. Truck $\frac{3}{4}$ Ton	4	2	12		12
17. Truck $2\frac{1}{2}$ Ton	9	19	85	1	86

(1) Trailer—organic armament: 4 50 Cal MG (A A)

(1) 高射營(機動性)

1	2	3	4	5	6
	營部及連	4 自 動 武 器 連	全 營	配 屬 醫 生 部 隊	總 計
1. 官長	8	6	32	3	35
2. 准尉	3		3		3
3. 士兵	74	172	762	17	779
4. 人員合計	85	178	797	20	817
5. 30 口徑馬槍	24	16	88		88
6. 30 口徑步槍 M-1	42	138	594		594
7. 45 口徑手提機關槍	16	24	112		112
8. 45 口徑手槍	3		3		3
9. 50 口徑機關槍	2	5	22		22
10. 40 厘高射砲		8	32		32
11. 2.36 吋火箭筒		8	32		32
12. 輪式機關槍 M-51 (1)		8	32		32
13. $\frac{1}{2}$ 噸拖車	3	1	7		7
14. 1 噸拖車	9	3	21		21
15. $\frac{1}{4}$ 噸卡車	3	3	15		15
16. $\frac{3}{4}$ 噸卡車	4	2	12		12
17. $2\frac{1}{2}$ 噸卡車	9	19	85	1	86

(1) 拖車——原有裝備：四挺 .50 口徑機關槍 (高射)

## 2. CAVALRY RECONNAISSANCE SQUADRON MECHANIZED.

1	2 Hq & Serv Tr	3 Three Rcn Tr each	4 L TK CO	5 Aslt Gun Tr	6 Wpns Organic to Vehicles	7 Total Sqd
1.						
2. Officers	14	5	5	4		38
3. Warrant Officers	3					3
4. Enlisted Men	135	140	92	86		733
5. Total Personnel	152	145	97	90		774
6. 30 Cal Carbine	105	91	24	60		462
7. 30 Cal LMG	8	13		4	100	151
8. 30 Cal Rifle		26		12		90
9. 45 Cal SMG	30	28	73	18		205
10. 45 Cal Pistol	3					3
11. 50 Cal HMG	6	3	2	5	6	28
12. 2 36" Rocket Launcher	7	4	1	8		28
13. 60mm Mortar		9				27
14. Car, Armored, light M-8	4	12				40
15. Carriage. Mortar W/75mm H				6		6
16. Carrier, Personnel Ambulance	4					4
17. Carrier, Personnel	5	4	1	8		26
18. Tank, Light	1		18	1		20
19. Trailer, 1-Ton	13	5	1	1		30
20. Trailer Ammunition M-10	2			9		11
21. Truck, $\frac{1}{4}$ -Ton	11	23	2	2		84
22. Truck, $2\frac{1}{2}$ -Ton	13	1	1	1		18
23. Truck, Heavy Wrecker M-1	1					1
24. 37mm Guns					60	60

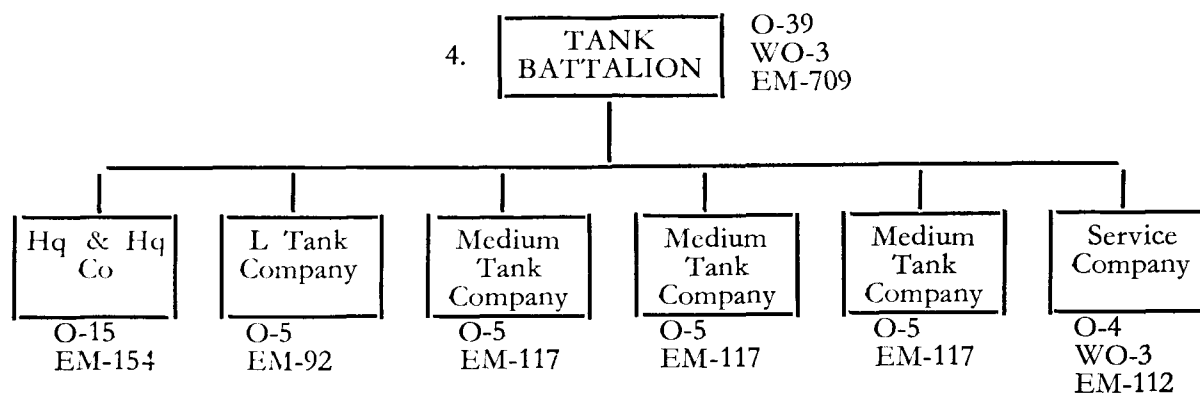
( 2 ) 騎兵搜索隊(機械化)

1	2 班部及 勤務部 隊	3 三搜索 連各含	4 輕 戰 車 連	5 衝鋒槍 部 隊	6 車輛裝 備武器	7 全 隊 合 計
1.						
2. 官長	14	5	5	4		28
3. 准尉	3					3
4. 士兵	135	140	92	86		733
5. 共計人員	152	145	97	90		774
6. 30 口徑馬槍	105	91	24	60		462
7. 30 口徑輕機槍	8	13		4	100	151
8. 30 口徑步槍		26		12		90
9. 45 口徑手提機關槍	30	28	73	18		205
10. 45 口徑手槍	3					3
11. 50 口徑重機槍	6	3	2	5	6	28
12. 2.36 吋火箭筒	7	4	1	8		28
13. 60 厘迫擊砲		9				27
14. 輕裝甲車 M-8	4	12				40
15. 輪式迫擊砲 W/75 厘 H				6		6
16. 運輸車,人員救護車	4					4
17. 人員運輸車	5	4	1	8		26
18. 輕戰車	1		18	1		20
19. 拖車	13	5	1	1		30
20. 拖車—彈藥 M-10	2			9		11
21. 卡車— $\frac{1}{2}$ 噸	11	23	2	2		84
22. 卡車— $2\frac{1}{2}$ 噸	13	1	1	1		18
23. 卡車重救濟車 M-1	1					1
24. 37 厘砲					60	60

## 3. CHEMICAL BATTALION, MOTORIZED.

1	2 Hq & Hq Det	3 4 Wpns Cos (each)	4 Total Bn
1.			
2. Officers	7	8	39
3. Warrant Officers	1		1
4. Enlisted Men	70	128	582
5. Total Personnel	78	136	622
6. 30 Cal Carbine	25	107	453
7. 30 Cal Rifle	35	29	151
8. 45 Cal Pistol	3		3
9. 50 Cal HMG	3	3	15
10. 2.36" Rocket Launcher	3	5	23
11. 4.2" Chemical Mortar		12	48
12. Trailer, $\frac{1}{2}$ -Ton	3	32	131
13. Trailer, 1-Ton	12	1	16
14. Trucks, $\frac{1}{4}$ -Ton	6	32	134
15. Trucks, $\frac{3}{4}$ -Ton	3	2	11
16. Trucks, 2 $\frac{1}{2}$ -Ton	12	1	16

## 15 (III)



## SUMMARY OF ARMAMENT &amp; VEHICLES

1.	ITEM	TOTAL Bn		ITEM	TOTAL Bn
2.	Carbine Cal 30	257	13.	Tank, Medium W/armt	53
3.	Car Half Track	13	14.	Tank, Medium W/105mm How	6
4.	Carrier 81mm Mortar	3	15.	Trailer, Ammu M-10	17
5.	MG Cal 30	17	16.	Trailer 1 Ton	26
6.	MG Cal 50	25	17.	Truck $\frac{1}{4}$ Ton	22
7.	SMG Cal 45	449	18.	Truck $\frac{3}{4}$ Ton	2
8.	Launcher Rocket 2.36	34	19.	Truck 2 $\frac{1}{2}$ Ton	39
9.	Mortar 81mm	5	20.	Truck heavy wrecker M-1	2
10.	Pistol Cal 45	3	21.	Vehicle, Tank Recovery	5
11.	Rifle Cal 30	20	22.		
12.	Tank Light W/armt	18			

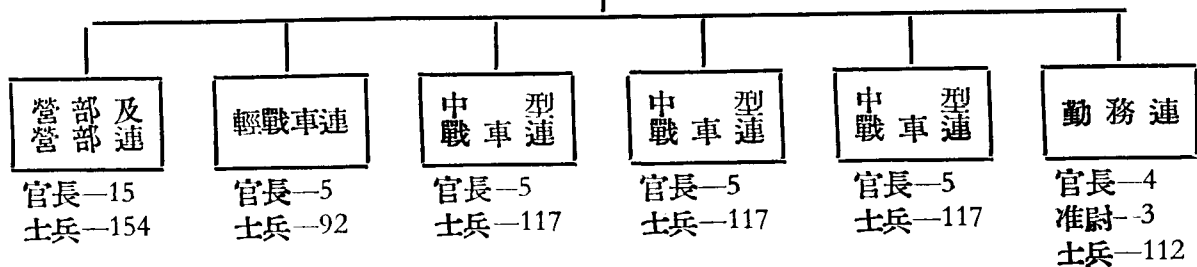
### (3) 化學營(摩托化)

1	2 營部及直 屬部隊	3 4 武器連 (各舍)	4 全營 合計
1.			
2. 官長	7	8	39
3. 准尉	1		1
4. 士兵	70	128	582
5. 人員合計	78	136	622
6. 30 口徑馬槍	25	107	453
7. 30 口徑步槍	35	29	151
8. 45 口徑手槍	3		3
9. 50 口徑重機關槍	3	3	15
10. 2.36 吋火箭筒	3	5	23
11. 4.2 吋化學迫擊砲		12	48
12. ½ 噸拖車	3	32	131
13. 1 噸拖車	12	1	16
14. ¼ 噸卡車	6	32	134
15. ¾ 噸卡車	3	2	11
16. 2½ 噸卡車	12	1	16

### (4)

### 戰車營

官長—39  
准尉—3  
士兵—709



### 裝備及車輛總計

1.	項 目	全 營 合 計		項 目	
2.	30口徑馬槍	257	12.	輕戰車W/裝甲	18
3.	半履帶車	13	13.	中型戰車W/2裝甲	53
4.	81糎迫擊砲運輸車	3	14.	中型戰車W/105糎榴彈砲	6
5.	30口徑機關槍	17	15.	拖車—裝甲M-10	17
6.	50口徑機關槍	25	16.	拖車—1噸	26
7.	45口徑手提機關槍	449	17.	卡車—¼噸	22
8.	2.36吋戰車防禦擲彈筒	34	18.	卡車—¾噸	2
9.	81糎迫擊砲	5	19.	卡車—2½噸	39
10.	45口徑手槍	3	20.	卡車—重救濟車M-1	2
11.	30口徑步槍	20	21.	車輛戰車救濟車	5

## 5. LIGHT TANK BATTALION

1	2	3	4	5	6
	Hq & Hq Co	3 L Tk Cos (ca)	Service Co	Total Bn	
1.					
2. Officers	15	5	4	34	
3. Warrant officers			3	3	
4. Enlisted Men	146	92	91	513	
5. Total Personnel	161	97	98	550	
6. 30 Cal Carbine	76	24	69	217	
7. 30 Cal Rifle M-1	20			20	
8. 30 Cal LMG	3		6	9	
9. 45 Cal SMG	45	73	29	293	
10. 45 Cal Pistol	3			3	
11. 50 Cal MG	5	2	6	17	
12. 2.36" Rocket Launcher	12	1	7	22	
13. Carriage mortar 75mm How	3			3	
14. Carrier half w/81mm Mortar	3			3	
15. Carrier, half track, Personnel	8	1	1	12	
16. Carrier, half track, Ambulance	2			2	
17. Tank, light W/Armt	3	18	2	59	
18. Trailer Ammunition M-10	4		6	10	
19. Trailer, 1-Ton	3	1	12	18	
20. Truck, $\frac{1}{4}$ -Ton	12	2	3	21	
21. Truck, $\frac{3}{4}$ -Ton			2	2	
22. Truck, $2\frac{1}{2}$ -Ton	1	1	19	23	
23. Truck, heavy, Wrecker M-1			2	2	

## 6. TANK DESTROYER BATTALION, TOWED

1	2	3	4	5
	Hq & Hq Co	3 TD Cos (ca)	Wpns Organic to Vehicles	Total Bn
1.				
2. Officers	17	5		32
3. Warrant Officers	2			2
4. Enlisted Men	172	197		763
5. Total Personnel	191	202		797
6. 30 Cal Carbine		120		360
7. 30 Cal MG	11	13	4	54
8. 30 Cal Rifle	18	33		117
9. 45 Cal SMG	151	49		298
10. 45 Cal Pistol	3			3
11. 50 Cal MG	8	9		35
12. 2.36" Rocket Launcher	26	15		71
13. 37mm Gun			4	4
14. 3" Gun M-1		12		36
15. Car. Light, Armored	4			4
16. Car, Armored, utility	4	2		10
17. Carrier, Personnel		12		36
18. Motorcycles, (Solo)	8	1		11
19. Trailer, $\frac{1}{2}$ -Ton	1			1
20. Trailer, 1-Ton	12	3		21
21. Truck, $\frac{1}{4}$ -Ton	15	14		57
22. Truck, $\frac{3}{4}$ -Ton	9			9
23. Truck, $1\frac{1}{2}$ -Ton		3		9
24. Truck, $2\frac{1}{2}$ -Ton	13	1		16
25. Truck, Heavy Wrecker	1			1

5. 輕戰車營

1	2 營部及連	3 三輕戰 車連 (包含)	4 勤務連	5 全營合計	6
1.					
2. 官長	15	5	4	34	
3. 准尉			3	3	
4. 士兵	146	92	91	513	
5. 人員合計	161	97	98	550	
6. 30 口徑馬槍	76	24	69	217	
7. 30 口徑步槍 M-1	20			20	
8. 30 口徑輕機關槍	3		6	9	
9. 45 口徑手提機關槍	45	73	29	293	
10. 45 口徑手槍	3			3	
11. 50 口徑機關槍	5	2	6	17	
12. 2.36 吋火箭筒	12	1	7	22	
13. 輪架迫擊砲 75 榴榴彈砲	3			3	
14. 運輸 W/81 榴迫擊砲車	3			3	
15. 運輸人員半履帶車	8	1	1	12	
16. 半履帶救護車	2			2	
17. 輕戰車 W 裝甲	3	18	2	59	
18. 彈藥拖車 M-10	4		6	10	
19. 拖車 1 噸	3	1	12	18	
20. 卡車 1 噸	12	2	3	21	
21. 卡車 2 噸			2	2	
22. 卡車 2 1/2 噸	1	1	19	23	
23. 卡車—重救濟車 M-1			2	2	

6. 摩托化戰車防禦營——拖曳

1	2 營部及連	3 三摩托化戰 車防禦連	4 車輛裝 備武器	5 全營合計
1.				
2. 官長	17	5		32
3. 准尉	2			2
4. 士兵	172	197		763
5. 人員合計	191	202		797
6. 30 口徑馬槍		120		360
7. 30 口徑機關槍	11	13	4	54
8. 30 口徑步槍	18	33		117
9. 45 口徑手提機關槍	151	49		298
10. 45 口徑手槍	3			3
11. 50 口徑機關槍	8	9		35
12. 2.36 吋火箭筒	26	15		71
13. 37 榴砲			4	4
14. 3 吋砲 M-1		12		36
15. 輕裝甲車	4			4
16. 公用裝甲車	4	2		10
17. 人員運輸車		12		36
18. 機器腳踏車(單人)	8	1		11
19. 拖車 1/2 噸	1			1
20. 拖車 1 噸	12	3		21
21. 卡車 1 噸	15	14		57
22. 卡車 2 噸	9			9
23. 卡車 1 1/2 噸		3		9
24. 卡車 2 1/2 噸	13	1		16
25. 卡車重救濟車	1			1



## 7. ENGINEER UNITS

Units	Personnel	Vehicles	Remarks
Engr L <sup>1</sup> Pon Co	O-6 EM-197 Total-203 ..... Organized into 2 Bridge pla- toons & 1 light equip- ment pla- toon	Motorcycle Solo ...4 Tks $\frac{1}{4}$ Ton .....7 Tks $\frac{3}{4}$ Ton .....3 Tks $2\frac{1}{2}$ Ton .....25 Tks 4 Ton .....4 Tks 4 Ton wre- cker .....1 Tks 6 Ton .....16 <i>Semi-Tlrs 10 Ton Ponton.....16</i> Tlrs 8 Ton.....2 Utility .....2	Maintains and transports river crossing equipment Does not construct bridge but can assist. A combat engineer company must be attached to construct bridge. Co has 70 <i>assault</i> boats capable of carrying 12 passengers each. The company can build a 432-foot boat-bridge or construct 21 infantry support rafts, or 2-250 feet 10 Ton ponton bridges. Average area for bivouac 4.6 acres, Has sufficient organic transport to move all personnel & Equipment.
Engr Hv <sup>2</sup> Bn	O-17 WO-3 EM-376 Total 396 ..... Organized into Hq Co & 2 Bridge Cos	Tks $\frac{1}{4}$ Ton .....3 Tks $\frac{3}{4}$ Ton .....12 Tks $2\frac{1}{2}$ Ton .....15 Tks 4 Ton .....10 Tks 6 Ton .....64 Motorcycle Solo...6 Semi-Tlrs .....64 Tlrs .....8 Misc. Vehicles.....8	Maintains and Transports Bridge equipment. Each of the two companies has 2 complete units of Hv Pon equip capable of building 2-200 feet bridge. Bn can build 4-200 feet 25 T. bridges. Engr combat company must be attached to each bridge Co for construction. Bivouac requires 15 acres. Has sufficient transports to move all equipment and personnel.
Engr Treadway <sup>3</sup> Br Co	O-4 EM-140 Total 144 .....	Tks $\frac{1}{4}$ Ton .....4 Tks $2\frac{1}{2}$ Ton .....17 Tk Hv wrecker ...1 Tks 6 Ton .....36 Car $\frac{1}{2}$ Track.....1 Tlr 8 Ton.....2 Tlr $2\frac{1}{2}$ Ton .....2 Tlr 1 Ton .....4 Miscellaneous Vehicles .....8	Co can build 864 feet of steel treadway bridge for use of heavy equipment. Bridge capable of supporting 40 Tons. A company of combat engineers must be attached for construction. Co is completely mobile.

1. Engineer Light Ponton Company
2. Engineer Heavy Battalion
3. Engineer Treadway Bridge Company

## 8. MEDICAL UNITS

Unit	Personnel	Vehicles & Animals	Remarks
Evacuation Hospital Semimobile	O-38 N-40 WO-1 EM-217 Total 296	Tks $\frac{1}{4}$ Ton .....2 Tks $\frac{3}{4}$ Ton .....2 Tks $2\frac{1}{2}$ Ton ..... 20 Tk water (70041) Tlr 1 Ton.....18	Receives all classes of Patients and prepares them for further evacuation. May be used for hospitalization if necessary. Minimum space required under tentage 150 x 150 yds.
Portable Surgical Hospital	O-4 EM-33 Total-37	Tk $\frac{1}{2}$ Ton .....1 Tks $\frac{3}{4}$ Ton .....2 Tlr 1 Ton .....1 Animals may be used in lieu of vehicles & carry all equipment & Supplies.	Mobile Surgical units for use in difficult terrain. Total weight of equipment is 1000 lbs. Should operate well forward.

## (7) 工兵部隊

單位	人員	車輛	附註
輕浮橋連	官長.....6 士共.....197 合計.....203 編成二架橋排 及一輕器材排	機器腳踏車(單人)...4 卡車, 1/4噸.....7 卡車, 2/3噸.....3 卡車, 2 1/2噸.....25 卡車, 4噸.....4 卡車, 4噸救濟車...1 卡車, 6噸.....16 浮橋, 半拖車, 10噸16 拖車, 8噸.....2 公用車.....2	保管及運輸渡河器材, 不實施架橋, 然可負襄助之責。架橋必須配一戰鬥工兵連。一連有衝鋒艇七十艘, 每艘可載十二人, 可築 432 呎之步行橋或二十一個步兵支援浮筏或二座 250 呎載重十噸之浮橋, 平均宿營地區大小為 4.6 英畝, 所屬交通運輸工具, 足夠運輸所有之人員及器材。
重工兵營	官長.....17 准尉.....3 士兵.....376 合計.....396 編成營部連及 二架橋連	卡車, 1/4噸.....3 卡車, 2/3噸.....12 卡車, 2 1/2噸.....15 卡車, 4噸.....10 卡車, 6噸.....64 機器腳踏車.....6 半拖車.....64 拖車.....8 其他.....8	保管及運輸架橋器材。營中每連有二套完備重浮舟裝備, 可架 200 呎步行橋二座, 故一營可架四座 200 呎載重二十五噸浮橋, 每連必需有戰鬥工兵一連任架橋工作, 宿營須地區約十五英畝, 運輸工具足夠運輸所有器材及人員。
載重橋板工兵連	官長—4 兵士—140 合計—144	卡車, 1/4噸.....4 卡車, 2 1/2噸.....17 卡車, 重救濟車.....1 卡車, 6噸.....36 半履帶車.....1 拖車, 8噸.....2 拖車, 2 1/2噸.....2 拖車, 1噸.....4 其他車輛.....8	該連能築 864 呎之鋼面板材橋, 以通過笨重器材, 橋載重 40 噸。戰鬥工兵一連配屬任築橋工作, 該連有完全機動性。

## (8) 衛生部隊

單位	人員	車輛及騾馬	附註
半機動性後送醫院	官長.....38 醫務人員...40 准尉.....1 士兵.....217 合計.....296	1/4噸卡車.....2 2/3噸卡車.....2 2 1/2噸卡車.....20 盛水卡車(70041) 1噸卡車.....18	收容各類傷病兵, 以備後送, 可於必需時改成固定醫院, 蓬帳所需最少地位為 150 × 150 碼
流動外科醫院	官長.....4 士兵.....33 合計.....37	1/4噸卡車.....1 2/3噸卡車.....2 1噸拖車.....1 可以騾馬代替車輛拖運備裝及給養。	於複雜地形中所使用之機動性外科手術組, 器材總重 1000 磅, 位置應盡量接近前方。

## CHAPTER II

### TROOP MOVEMENTS AND FIRE POWER

- ( I ) Table of Road Space and Time Lengths
  - ( II ) Fire Power Analysis
- 

## 第 二 章 部 隊 運 動 及 火 力

- (I) 行軍長徑及單位通過時間表
- (II) 火力分析

(I) 中國陸軍行軍列長及單位通過時間表

Moving (Minutes) <sup>3</sup>	
Animals	Vehicles
Single File	Open Column
4 KPH	10 VPK 30 KPH <sup>7</sup>
203	39
4	1
31	
	17
	3
	3
	4
	3
53	2
	1
3	
9	
(1)	
(1)	
(8)	
15	
(2)	
(4)	
9	1
(1)	(1)
(1)	(1)
(2)	
(2)	
1	
(1)	
(1)	

單位	實力				列長 (公里)		列長 (公里)		單位行進通過時間 (以分鐘計)							
	官 兵	騾 馬		車 輛 數	步 人 行 數	步 行 人 數		騾 馬 行	車 輛 疏 隊 開 形	步 行 人 員				騾 馬 單 行 時 速 四 公 里	車 輛 疏 開 隊 形 每 公 里 十 輛 車 每 小 時 三 十 公 里	
		騎 用	馱 用			四 縱 路 隊	二 縱 路 隊			四 路 縱 隊		二 路 縱 隊				
								時 四 公 里	時 三 公 里	時 四 公 里	時 三 公 里					
軍	38,114	319	3562	194	33,490	18.42	36.84	13.58	19.4	278	368	553	737	203	39	
通信營	393		70	6	323	.18	.36	.24	.6	3	4	5	7	4	1	
運輸營 (馱載)	309	6	578					2.04						31		
運輸團 (人力)	2,508				2508	1.38	2.76			21	27.1	41	55			
一〇五摩托化榴彈砲營	669			83					8.3						17	
營部營部連及衛生隊	(145)			(16)					(1.6)						3	
每一榴彈砲連	(138)			(15)					(1.5)						3	
練習連	(110)			(22)					(2.2)						4	
軍械保養連	144			18	108	.06	.12		(1.8)	1	1	2	2		3	
步兵師	10,990	90	907	9	9,966	5.50	11.00	3.17	.9	83	110	164	219	53	2	
師部及師部連	129			3	123	.07	.14		.3	1	1	2	3		1	
特務連	177				177	.10	.19			1	2	3	4			
搜索連	189				189	.10	.21			2	2	3	4			
通訊連	223		56		167	.09	.18	.19		1	2	3	4	3		
工兵營	572	4	172		498	.27	.54	.62		4	5	8	11	9		
營部	(39)	(1)	(4)		(34)	(.02)	(.04)	(.02)		(1)	(1)	(1)	(1)	(1)		
每一工兵連	(153)	(1)	(8)		(144)	(.08)	(.16)	(.03)		(1)	(2)	(2)	(3)	(1)		
營屬運輸連	(64)		(144)		(32)	(.02)	(.04)	(.50)		(1)	(1)	(1)	(1)	(8)		
運輸營 (人力)	620				620	.34	.68			5	7	10	14			
營部連及衛生隊	(48)				(48)	(.03)	(.05)			(1)	(1)	(1)	(2)			
每一運輸連	(143)				(143)	(.08)	(.16)			(1)	(2)	(2)	(3)			
衛生營	320				320	.18	.35			3	4	5	7			
營部	(10)				(10)	(.01)	(.01)			(1)	(1)	(1)	(1)			
衛生排	(173)				(173)	(.10)	(.19)			(1)	(2)	(3)	(4)			
獸醫排	(27)				(27)	(.01)	(.03)			(1)	(1)	(1)	(1)			
野戰醫院	(110)				(110)	(.06)	(.12)			(1)	(1)	(2)	(2)			
七五山砲營 (馱載)	768	17	259		492	.27	.54	1.00		4	5	9	11	15		
營部及營部連	(150)	(5)	(28)		(117)	(.06)	(.13)	(.12)		(1)	(1)	(2)	(3)	(2)		
每一山砲連	(206)	(4)	(77)		(125)	(.07)	(.14)	(.28)		(1)	(1)	(2)	(3)	(4)		
步兵團	2664	23	140	2	2497	1.37	2.74	.57	.2	21	27	41	55	9	1	
團部團部連衛生隊及獸醫隊	129	(4)	(6)	(1)	(117)	(.06)	(.13)	(.03)	(.1)	(1)	(1)	(2)	(3)	(1)	(1)	
通信排	(39)		(4)	(1)	(33)	(.02)	(.04)	(.01)	(.1)	(1)	(1)	(1)	(1)	(1)	(1)	
特務排	(31)				(31)	(.02)	(.03)			(1)	(1)	(1)	(1)			
迫擊砲連	(179)	(5)	(24)		(150)	(.08)	(.16)	(.10)		1	(2)	(2)	(3)	(2)		
戰車防禦連	(139)	(2)	(40)		(97)	(.05)	(.11)	(.15)		(1)	(1)	(2)	(2)	(2)		
運輸連	(143)				(143)	(.08)	(.16)			(1)	(2)	(3)	(3)			
步兵營	668	4	22		642	.35	.71	.09		5	7	11	14	1		
營部及營部連	(28)	(2)	(6)		(20)	(.01)	(.02)	(.03)		(1)	(1)	(1)	(1)	(1)		
每一步兵連	(177)				(177)	(.10)	(.19)			(1)	(2)	(3)	(4)			
機槍連	(109)	(2)	(16)		(91)	(.05)	(.10)	(.06)		(1)	(1)	(2)	(2)	(1)		

註：

- 第六行：徒步人員 × 0.55 (四路縱隊) = 公尺 ÷ 1000 = 公里
- 第七行：徒步人員 × 1.1 (二路縱隊) = 公尺 ÷ 1000 = 公里
- 第八行：騾馬數目 × 3.5 (單行) = 公尺 ÷ 1000 = 公里
- 第九行：車輛數目 ÷ 10 = 公里
- 第十行：徒步人員 × .0083 = 分鐘，時速四公里

- 第十一行：徒步人員 × .011 = 分鐘，時速三公里
- 第十二行：徒步人員 × .0165 = 分鐘，時速四公里
- 第十三行：徒步人員 × .022 = 分鐘，時速三公里
- 第十四行：騾馬數目 × .053 = 分鐘，時速四公里
- 第十五行：車輛數目 × .20 = 分鐘，時速三十公里

Length  
ce  
Length Moving  
of 4 men.  
of 2 men.  
ers Per Hour.  
Per kilometers 30 K.P.H.

實有數量  
行軍長徑  
單位通過時間

## (I) TABLE OF ROAD SPACES &amp; TIME LENGTHS FOR THE CHINESE ARMY

(1) (2) (3) (4) (5) (6) (7) (8) (9) (10) (11) (12) (13) (14) (15)

Unit	Actual Strength <sup>1</sup>				Road Space (Kilometers) <sup>2</sup>		Road Space (Kilometers)		Time Length Moving (Minutes) <sup>3</sup>						
	Officers & Men	Animals		Vehicles	Men on Foot	Men on Foot		Animals	Vehicles	Men on foot				Animals	Vehicles
		Riding	Pack			Col. of 4's <sup>4</sup>	Col. of 2's <sup>5</sup>			Single File	Open Column	Col of 4's			
								4 KPH <sup>6</sup>	3 KPH			4 KPH	3 KPH	Single File	Open Column
4 KPH	10 VPK	30 KPH <sup>7</sup>													
Army	38,114	319	3562	194	33,490	18.42	36.84	13.58	19.4	278	368	553	737	203	39
Signal Bn	393		70	6	323	.18	.36	.24	.6	3	4	5	7	4	1
Transport Bn (Pack)	309	6	578					2.04						31	
Transport Regt (Porter)	2,508				2508	1.38	2.76			21	27.1	41	55		
F. A. Bn Mtz 105mm Howitzer	669			83					8.3						17
Hq & Hq Btry & Medics	(145)			(16)					(1.6)						3
Howitzer Btry (each)	(138)			(15)					(1.5)						3
Service Btry	(110)			(22)					(2.2)						4
Ordnance Wpns Maint Co	144			18	108	.06	.12		(1.8)	1	1	2	2		3
Infantry Division	10,990	90	907	9	9,966	5.50	11.00	3.17	.9	83	110	164	219	53	2
Div Hq & Hq Co	129			3	123	.07	.14		.3	1	1	2	3		1
Spec Service Co	177				177	.10	.19			1	2	3	4		
Reconnaissance Co	189				189	.10	.21			2	2	3	4		
Signal Co	223		56		167	.09	.18	.19		1	2	3	4	3	
Engineer Bn	572	4	172		498	.27	.54	.62		4	5	8	11	9	
Bn Hq	(39)	(1)	(4)		(34)	(.04)	(.04)	(.02)		(1)	(1)	(1)	(1)	(1)	
Engr Co (each)	(153)	(1)	(8)		(144)	(.08)	(.16)	(.03)		(1)	(2)	(2)	(3)	(1)	
Transport Co, Engr Bn	(64)		(144)		(32)	(.02)	(.04)	(.50)		(1)	(1)	(1)	(1)	(8)	
Transport Bn (Porter)	620				620	.34	.68			5	7	10	14		
Hq Co & Medics	(48)				(48)	(.03)	(.05)			(1)	(1)	(1)	(2)		
Transport Co (each)	(143)				(143)	(.08)	(.16)			(1)	(2)	(2)	(3)		
Medical Bn	320				320	.18	.35			3	4	5	7		
Bn Hq	(10)				(10)	(.01)	(.01)			(1)	(1)	(1)	(1)		
Medical Platoon	(173)				(173)	(.10)	(.19)			(1)	(2)	(3)	(4)		
Vet Platoon	(27)				(27)	(.01)	(.03)			(1)	(1)	(1)	(1)		
Field Hospital	(110)				(110)	(.06)	(.12)			(1)	(1)	(2)	(2)		
F. A. Bn 75mm Howitzer (Pack)	768	17	259		492	.27	.54	1.00		4	5	9	11	15	
Hq & Hq Btry	(150)	(5)	(28)		(117)	(.06)	(.13)	(.12)		(1)	(1)	(2)	(3)	(2)	
Howitzer Btry (each)	(206)	(4)	(77)		(125)	(.07)	(.14)	(.28)		(1)	(1)	(2)	(3)	(4)	
Infantry Regiment	2664	23	140	2	2497	1.37	2.74	.57	.2	21	27	41	55	9	1
Hq & Hq Co & Medics & Vet	129	(4)	(6)	(1)	(117)	(.06)	(.13)	(.03)	(.1)	(1)	(1)	(2)	(3)	(1)	(1)
Communication Platoon	(39)		(4)	(1)	(33)	(.02)	(.04)	(.01)	(.1)	(1)	(1)	(1)	(1)	(1)	(1)
Spec Service Platoon	(31)				(31)	(.02)	(.03)			(1)	(1)	(1)	(1)		
Mortar Co	(179)	(5)	(24)		(150)	(.08)	(.16)	(.10)		1	(2)	(2)	(3)	(2)	
Antitank Co	(139)	(2)	(40)		(97)	(.05)	(.11)	(.15)		(1)	(1)	(2)	(2)	(2)	
Transport Co	(143)				(143)	(.08)	(.16)			(1)	(2)	(3)	(3)		
Infantry Bn	668	4	22		642	.35	.71	.09		5	7	11	14	1	
Bn Hq & Hq Co	(28)	(2)	(6)		(20)	(.01)	(.02)	(.03)		(1)	(1)	(1)	(1)	(1)	
Rifle Co (each)	(177)				(177)	(.10)	(.19)			(1)	(2)	(3)	(4)		
Machine Gun Co	(109)	(2)	(16)		(91)	(.05)	(.10)	(.06)		(1)	(1)	(2)	(2)	(1)	

## NOTES:

Column 6: Number of men on foot  $\times .55$  (col. of 4's) = Meters  $\div 1000$  = Kilometers  
 Column 7: Number of men on foot  $\times 1.1$  (col. of 2's) = Meters  $\div 1000$  = Kilometers  
 Column 8: Number of animals  $\times 3.5$  (single file) = Meters  $\div 1000$  = Kilometers  
 Column 9: Number of vehicles  $\div 10$  = Kilometers  
 Column 10: Number of men on foot  $\times .0083$  = Minutes at 4 KPH  
 Column 11: Number of men on foot  $\times .011$  = Minutes at 3 KPH  
 Column 12: Number of men on foot  $\times .0165$  = Minutes at 4 KPH  
 Column 13: Number of men on foot  $\times .022$  = Minutes at 3 KPH  
 Column 14: Number of animals  $\times .053$  = Minutes at 4 KPH  
 Column 15: Number of vehicles  $\times .20$  = Minutes at 30 KPH

1 Actual Strength 實有數量  
 2 Road Space 行軍長徑  
 3 Time Length Moving 單位通過時間  
 4 Column of 4 men.  
 5 Column of 2 men.  
 6 4 kilometers Per Hour.  
 7 10 Vehical Per kilometers 30 K.P.H.

## 註:

第六行: 徒步人員  $\times 0.55$  (  
 第七行: 徒步人員  $\times 1.1$  (  
 第八行: 驃馬數目  $\times 3.5$  (  
 第九行: 車輛數目  $\div 10$  = 公  
 第十行: 徒步人員  $\times .0083$

單位

軍  
 通信營  
 運輸營(馱載)  
 運輸團(人力)  
 一〇五摩托榴彈砲營  
 營部營部連及衛生隊  
 每一榴彈砲連  
 練習連  
 軍械保養連  
 步兵師  
 師部及師部連  
 特務連  
 搜索連  
 通訊連  
 工兵營  
 營部  
 每一工兵連  
 營屬運輸連  
 運輸營(人力)  
 營部連及衛生隊  
 每一運輸連  
 衛生營  
 營部  
 衛生排  
 獸醫排  
 野戰醫院  
 七五山砲營(馱載)  
 營部及營部連  
 每一山砲連  
 步兵團  
 團部團部連衛生隊及獸醫隊  
 通信排  
 特務排  
 迫擊砲連  
 戰車防禦連  
 運輸連  
 步兵營  
 營部及營部連  
 每一步兵連  
 機槍連

Confidential

## (II) COMPARATIVE FIRE POWER

Weapon	*Japanese			**Chinese				***United States		
	Div.	Regt.	Bn.	Army	Div.	Regt.	Bn.	Div.	Regt.	Bn.
	Fire Power	Fire Power	Fire Power	Fire Power	Fire Power	Fire Power	Fire Power	Fire Power	Fire Power	Fire Power
Rifle	9000	2130	677	17,519	5511	1531	441	6518	1909	546
Carbine								2582	418	106
Automatic Rifle								729	248	81
Light Machine Gun	2292	672	222	6408	1998	498	162	402	108	36
Heavy Machine Gun	1008	324	108	1944	648	216	72	810	216	72
Machine Gun Cal .50								2124	315	63
Sub-Machine Gun				868	263	68	17	23		
Antitank 37mm or 47mm	88	24		288	96	32				
Antitank 57mm								342	108	18
Antitank 20mm	36									
Antitank Rifle Cal .55				180	60	20	4			
Rocket Launcher 2.36				126	42	14		1116	224	48
Gren Disch 50mm	2040	648	216							
Mortar 60mm				2916	972	324	108	540	162	54
Mortar 81mm				972	324	108		486	162	54
Battalion Gun 70mm	126	42	14							
Regtl Gun 75mm	108	36								
Fld or Mt Gun 75mm	324									
Howitzer 75mm Pack				324	108					
Howitzer 105mm				144				648	72	
Howitzer 155mm								180		
A. C. or Tankettes****	70									
Total Fire Power	15,092	3876	1237	31,689	10,022	2811	804	16,500	3937	1078

## POINT VALUE OF WEAPONS

Rifle	1
Carbine	1/2
Auto. Rifle	3
L. M. G.	6
H. M. G.	9
M. G. Cal. .50	9
37mm or 47mm AT	4
57mm AT Gun	6
AT Rifle Cal .55	2
AT 20mm	2
Rocket Launcher	2
Gren Disch 50mm	6
Mortar 60mm	6
Sub-Machine Gun	1/2
Mortar 81mm	9
Bn Gun 70mm	7
Regtl Gun 75mm	9
Fld or Mt Gun 75mm	9
Howitzer 75mm	9
Howitzer 105mm	12
Howitzer 155mm	15
A. C. or Tankettes	10

## NOTE:

\* Based on TME-30-480, 15 Sept. 44. Handbook on Japanese Military Forces, Standard Triangular Infantry Division.

\*\* Based on Chinese Army Alpha Organization, 1 February 45.

\*\*\* Based on T/O & E No. 7, C 1 15 July 43.

\*\*\*\* Japanese tankette equipped with either one 7.7 machine gun or one 37mm antitank gun

## 機密 (II) 火力分析表

武器	*日軍大隊			**中國師團營				***美國師團營		
	師	團	大隊	軍	師	團	營	師	團	營
	火力	火力	火力	火力	火力	火力	火力	火力	火力	火力
步槍	9000	2130	677	17,519	5511	1531	441	6518	1909	546
馬槍								2582	418	106
自動步槍								729	248	81
輕機關槍	2292	672	222	6408	1998	498	162	402	108	36
重機關槍	1008	324	108	1844	648	216	72	810	216	72
機槍口徑 .50								2124	315	63
衝鋒槍				868	263	68	17	23		
37MM或47MM戰防砲	88	24		288	96	32				
57MM戰防砲								342	108	18
.57MM戰防砲	36									
.55戰防槍				180	60	20	4			
2.36火箭筒				126	42	14		1116	224	48
50MM槍榴彈	2040	648	216							
60MM迫擊砲				2916	972	324	108	540	162	54
81MM迫擊砲				972	324	108		486	162	54
營砲兵70MM榴砲	126	42	14							
團砲兵75MM榴砲	108	36								
75MM野砲或山砲	324									
75MM山砲				324	108					
105MM榴彈砲				144				648	72	
155MM榴彈砲								180		
裝甲車或輕型戰車****	70									
火力總計	15,092	3876	1237	31,689	10,022	2811	804	16,500	3937	1078

## 各種武器之火力點數價值

步槍	1
馬槍	1/2
自動步槍	3
輕機槍	6
重機槍	9
.50機槍	9
37mm或47mm戰防砲	4
57mm戰防砲	6
.55戰防槍	2
20mm戰防砲	2
戰防擲彈筒	2
槍榴彈 50mm	6
60mm迫擊砲	6
衝鋒槍	1/2
81mm迫擊砲	9
70mm榴彈砲(營)	7
75mm榴彈砲(團)	9
75mm野砲或山砲	9
75mm榴彈砲	9
60mm榴彈砲	21
155mm榴彈砲	15
裝甲車或輕型戰車	10

## 註:

\*根據一九四四年九月十五日頒發之“日軍手冊三三制標準步兵師”操典。

\*\*根據一九四五年二月一日頒發之“中國陸軍編製草案”。

\*\*\*根據一九四三年七月十五日頒發之編制及第一次修正之裝備編制第七號。

\*\*\*\*日軍之輕型戰車裝有7.7機槍一挺或37mm戰防砲一門。

## CHAPTER III

### SUPPLY—BASIC DATA

- ( I ) General
  - ( II ) Class I Supply (Rations & Forage)
  - (III) Class III Supply (Fuels & Lubricants)
  - (IV) Class II & IV Supplies
  - ( V ) Class V Supply
- 

## 第 三 章

### 補 給——基 本 諸 元

- (I) 概 論
- (II) 第一類補給品 ( 粮 秣 )
- (III) 第三類補給品 ( 燃料及潤滑油料 )
- (IV) 第二及第四類補給品
- (V) 第五類補給品

## CHAPTER III

## SUPPLY—BASIC DATA

## (I) SUPPLY, GENERAL

(1) **METHODS OF SUPPLY:** Methods of supply are generally classified as Supply Point Distribution and Unit Distribution. The descriptive term (supply point or unit) indicates the place where supplies are issued to the lower units.

In supply point distribution each lower unit will send to the supply point to draw supplies.

In unit distribution, the higher unit delivers supplies to the bivouacs of lower units.

In an army, division or similar unit, it is often convenient to provide supply point distribution for some units and unit distribution for others.

In any situation, the choice of the method to be used will depend upon the relative availability of various means to transport supplies together with the time and distance from the supply point to the troops.

(2) **CLASSIFICATION OF SUPPLIES:** For convenience, supplies are divided into Class I, II, III, IV, V. For definition of each class see following paragraphs.

(3) **LOADING CAPACITIES FOR DIFFERENT TYPES OF TRANSPORT.**

(a) *Motor transport.* Rated tonnage capacity of vehicles is in addition to weight of driver and assistant driver. Normal loads should conform. Maximum pay loads on roads and cross country, maximum towable loads, and maximum safe speeds are shown on the caution plate attached to each vehicle.

(b) *Animal transport.* For planning purposes each pack animal will be assumed to have a transport capacity of 120 pounds.

(c) *Porter transport.* For planning purposes, each porter will be assumed to have a transport capacity of 60 pounds.

(4) **BASIC LOADS.** The basic load of a unit is the amount of supplies that may be carried by available transport facilities in addition to equipment and personnel. The basic load is essentially an initial reserve, the purpose of which is to provide adequate supplies for the organization until resupply is established.

(5) **RESUPPLY CAPACITY.** Resupply supply capacity is the carrying capacity of transportation used to replace supplies consumed.

## (II) CLASS I (RATIONS AND FORAGE) SUPPLY

1. Class I supplies include those articles which are consumed at an approximately uniform daily rate irrespective of combat operations or terrain and which do not require special adaptation to meet individual requirements, such as rations and forage.

2. A ration for personnel is the allowance of food for one man for one day.

3. A ration for animals is the allowance of forage, grain and hay for one animal for one day.

## BASIC DATA—CLASS I SUPPLY (RATIONS AND FORAGE)

1. For planning purposes the following basic data is used:  
Ration for personnel—1½ lbs. rice per man per day.

Ration for animals:—

Grain—2½ lbs. per animal per day.

Hay—5 lbs. per animal per day.



## 第三章 補給——基本諸元

### (I) 補給，概論

(1) 補給方法：補給方法，通常分爲補給站分配與單位分配二種。此分類名詞（補給站及單位），即表示由何處將補給品發給下級單位。

在補給站分配之方法中，各下級單位，應派員前往補給站，將補給品領出。在單位分配之方法中，係由上級單位將補給品分送，至下級單位之宿營地點交付。

軍部，師部或類似之單位中，通常宜設立補給站以供應若干單位之需要，同時並以單位分配供應其他單位。

要之，無論在任何情形之下，決定採用何種補給方法，須依運輸配給品可用之各種工具，以及由補給站至部隊之距離，與所需之時間等決定之。

(2) 補給品之類別：爲便利起見，補給品已類分爲第一類第二類第三類第四類及第五類補給品，關於各補給品之定義見下列各節。

(3) 各種運輸方式之較重量。

(a) 汽車運輸：車輛之最大噸位，乃除去司機及其助手之重量。車之正常載重，不得超過上者規定噸位，市街與公路上之最大載重量與最大拖運量，以及最大安全速度，皆列於汽車使用規定表而釘置於每輛車上。

(b) 馱運：爲便利計劃起見，每匹馱馬之運輸力估計爲120磅。

(c) 人力運輸：爲便於計劃起見，每名輸卒之負載量估計爲60磅。

(4) 基本裝載：某單位之基本裝載量，乃該單位以可用之運輸工具運輸補給之總數量，此數量不包括配備與人員。基本裝載爲主要之初步儲備，其目的在於後方補給機構未開設以前供給部隊以足夠之補給品。

(5) 重新補給之數量。重新補給量，乃用以補充消耗補給品之可能運輸數量。

### (II) 第一類(口糧，飼料)補給品

1. 第一類補給品，包括不受作戰或地形影響，其消耗率，每日幾爲相等之品類，且不需要特別配合，能適應個人之需要，如口糧與飼料是。
2. 人員用之口糧，乃一人一日用食物之定量。
3. 騾馬用之飼料，乃一匹騾馬一日用豆類及草料之定量。

### 基本諸元——第一類(口糧與飼料)補給品

1. 爲便利籌劃起見，乃採用以下之基本諸元：  
補給人員之口糧，每人每日發米一磅半。  
補給馱馬之飼料：——  
穀，豆——每匹騾馬每日2½磅。  
秣料——每匹騾馬每日5磅。

## 2. Type U.S. Rations for personnel:

TYPE RATION	Packaging Information			Average weight per rat- ion in- cluding packing (lbs)	Average weight per rat- ion un- packed (lbs)	REMARKS
	Number Rations per package	weight per package (lbs)	Volume per package (cu ft)			
"C"	8	40.0	1.1	5.00	4.2	Prepared meal in individual cans. Ration consists of 3 cans of meat component and 3 cans of biscuit, confection, and beverage powder. May be consumed either hot or cold.
"D"	48	51.0	1.09	1.06	0.75	Individual ration consists of 3-4 oz chocolate bars.
"K"	12	43	1.2	3.58	2.30	Non-perishable concentrated meals in individual packages. 3 packages per ration. May be consumed hot or cold.

## (III) CLASS III (FUELS AND LUBRICANTS) SUPPLY

1. **Class III. Supplies** include fuel and lubricants for all purposes except aviation, such as gasoline and oil for all vehicles, diesel oil, fuel oil, wood and coal.

2. **Gasoline Supply.**

In order to determine the amount of gasoline to move a number of vehicles one mile, specific computations are necessary. Assume, for example, a unit has 9 trucks,  $\frac{1}{4}$ -Ton; 1 truck,  $\frac{3}{4}$ -Ton; 4 trucks,  $1\frac{1}{2}$ -Ton. If from experience we find that truck  $\frac{1}{4}$ -Ton, averages 15.6 miles per gallon; truck,  $\frac{3}{4}$ -Ton, 12 miles per gallon and truck,  $1\frac{1}{2}$ -Ton, 8 miles per gallon; then, the gallons of gasoline to move a truck one mile will be as follows: .064 for truck,  $\frac{1}{4}$ -Ton; .083 for truck,  $\frac{3}{4}$ -Ton; and .125 for truck,  $1\frac{1}{2}$ -Ton.

To move the vehicles of the unit one mile would require:

For trucks  $\frac{1}{4}$  - Ton.....9  $\times$  0.064 = 0.576 gallons.

For trucks  $\frac{3}{4}$  - Ton.....1  $\times$  0.083 = 0.083 gallons.

For trucks  $1\frac{1}{2}$ -Ton.....4  $\times$  0.125 = 0.500 gallons.

To move all vehicles one mile.....1.259 gallons.

To determine number of gallons to move vehicles any number of miles, multiply number of miles times figure obtained above.

Estimate of oil expenditure can be obtained from appropriate chart. For planning purposes, it is usually taken as 3% of the number of gallons of gasoline required.

## 2. 美軍人員之口糧

口糧種類	包裝須知			每件口糧 (包括裝 裝)之平 均重量 (磅)	每件口糧 (不包括 裝裝)之 平均重量 (磅)	備 考
	每包裝口 糧件數	包 重 磅 數	每包體積 (立方呎)			
"C"	8	40.0	1.1	5.00	4.2	預製餐食，裝置罐頭中，此口糧包括肉 3 罐，餅乾 3 廳及飲料粉，熱食冷食俱可。
"D"	48	51.0	1.09	1.06	0.75	個人口糧，含 3—4 兩巧克力糖條。
"K"	12	43	1.2	3.58	2.30	耐久不腐營養充足之餐食，盛個別盒包中。每份 3 盒，熱食冷食俱可。

## (燃料及滑潤油)

## (III) 第三類補給品

1. 第三類補給品。包括除航空用以外之各類燃料及滑潤油料，如各種車輛所需之汽油，機油，重油，柴油，木料及煤等。
2. 汽油之補給。

為決定移動若干車輛一英里所需之汽油量，必須利用一特別計算方法。例：現假設某部隊有  $\frac{1}{2}$  噸之卡車九輛， $\frac{3}{4}$  噸之卡車一輛， $1\frac{1}{2}$  噸之卡車四輛，設由經驗中得知， $\frac{1}{2}$  噸卡車，平均每加侖汽油可駛 15.6 英里， $\frac{3}{4}$  噸卡車每加侖汽油可駛 12 英里， $1\frac{1}{2}$  噸卡車每加侖汽油可駛 8 英里，由此可知每輛卡車行駛一英里所需之汽油加侖數如下： $\frac{1}{2}$  噸者需 0.064 加侖， $\frac{3}{4}$  噸者需 0.083 加侖， $1\frac{1}{2}$  噸者需 0.125 加侖。

故某部隊所有車輛移動一英里所需之汽油量為：

$\frac{1}{2}$  噸卡車需…… $9 \times 0.064 = 0.576$  加侖

$\frac{3}{4}$  噸卡車需…… $1 \times 0.083 = 0.083$  加侖

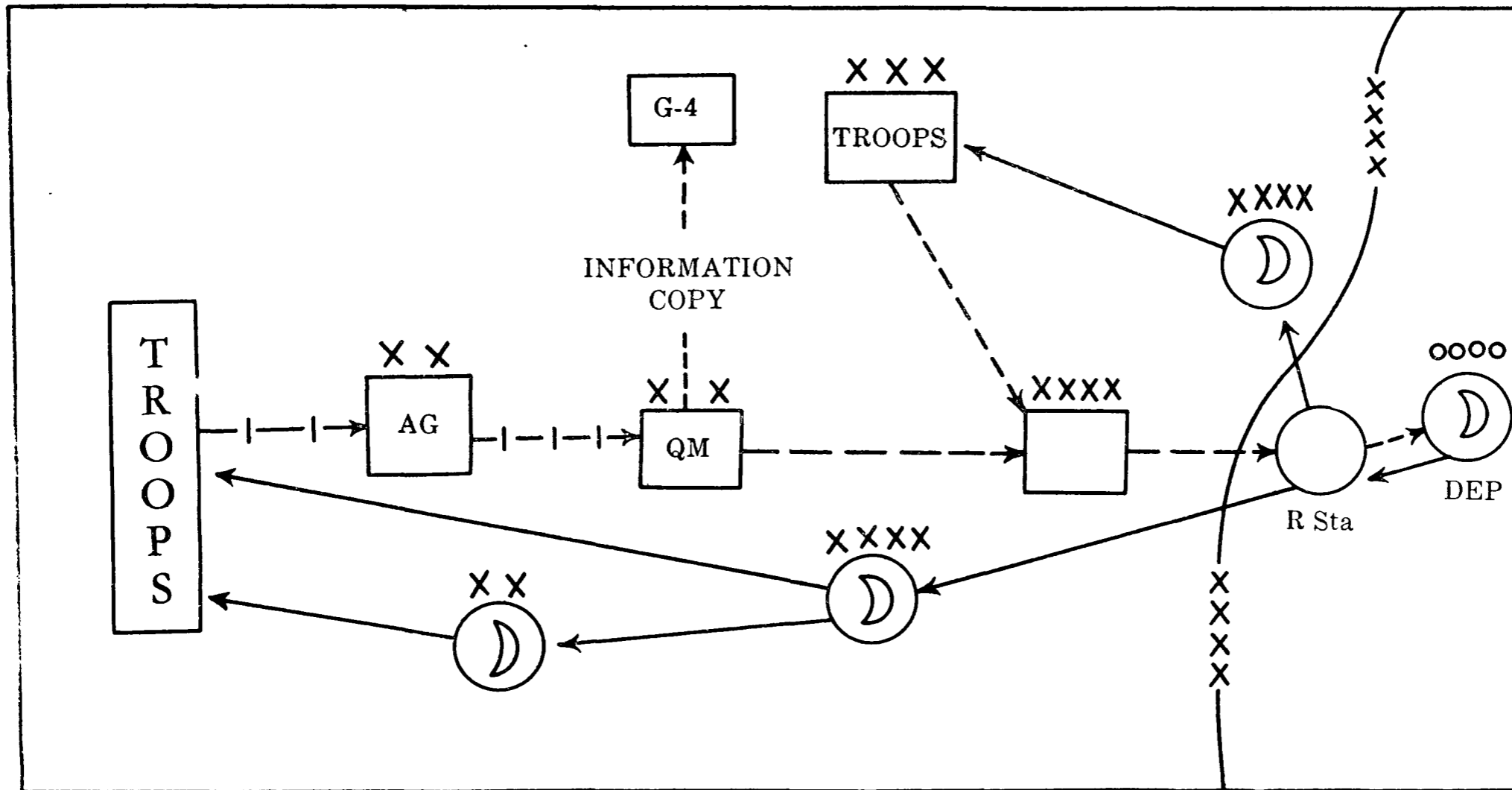
$1\frac{1}{2}$  噸卡車需…… $4 \times 0.125 = 0.500$  加侖

行駛所有卡車一英里 …… $1.159$  加侖

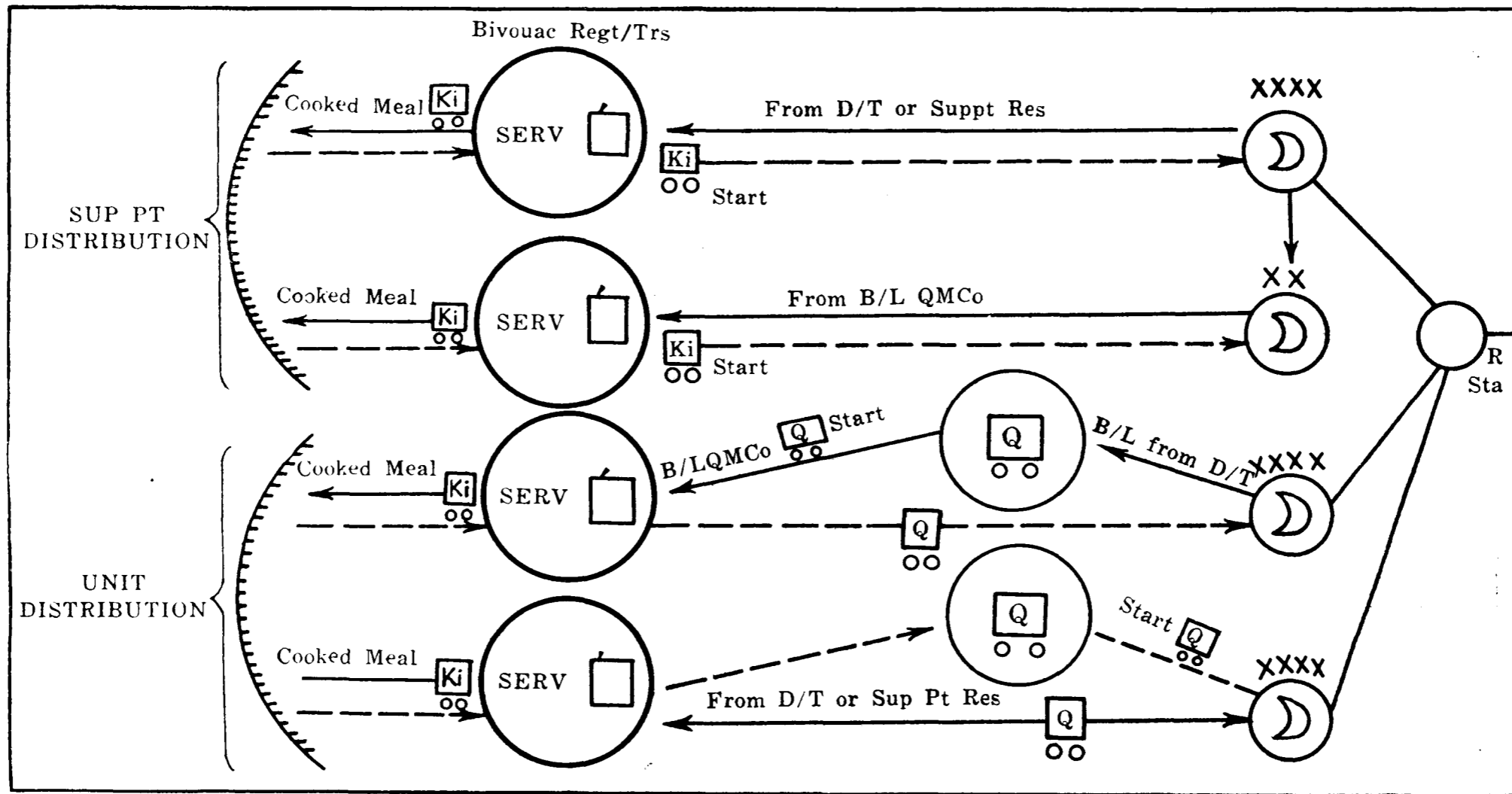
故欲求上列車輛行駛若干英里所需之汽油量時，則將上面之得數乘以英里數即得。

若欲判斷油之損耗量時，可從適當之表格上查出，但擬定一計劃時，普通以所需汽油加侖數量之 3% 計算。

Diagram of class I supplies obtained by Daily Telegram from Com Z class I Depot.  
(U. S. Army)



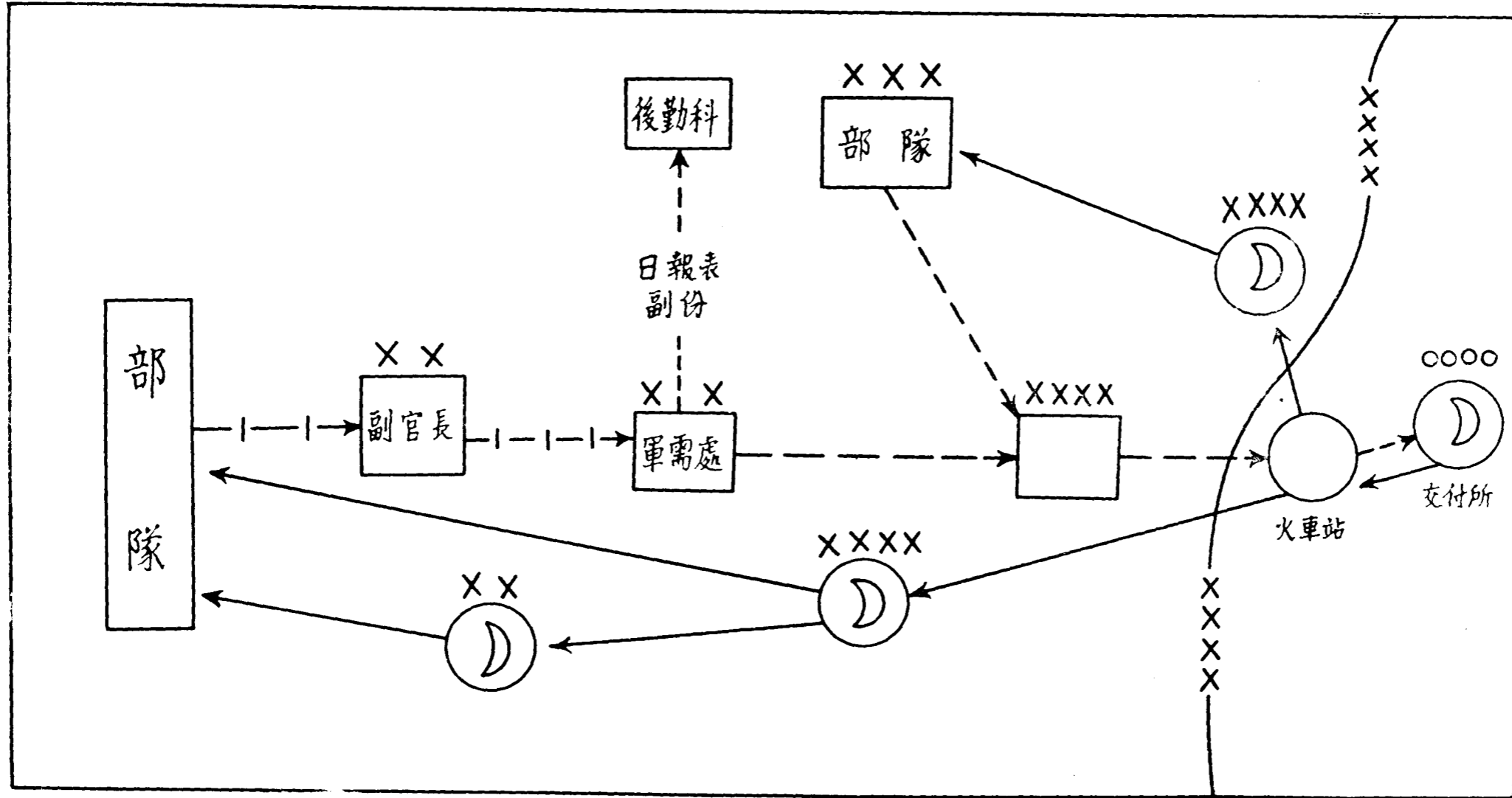
# Diagram of Distribution of Class I Supplies from Sup Pts to Trs (U. S. Army)



B/L = Basic Load    D/T = Daily Train    ———→ = Movement of Trucks Loaded    - - - -> = Movement of Trucks Empty

作戰地區第一類補給品交付所憑日報供應第一類補給品圖表

(美國陸軍)

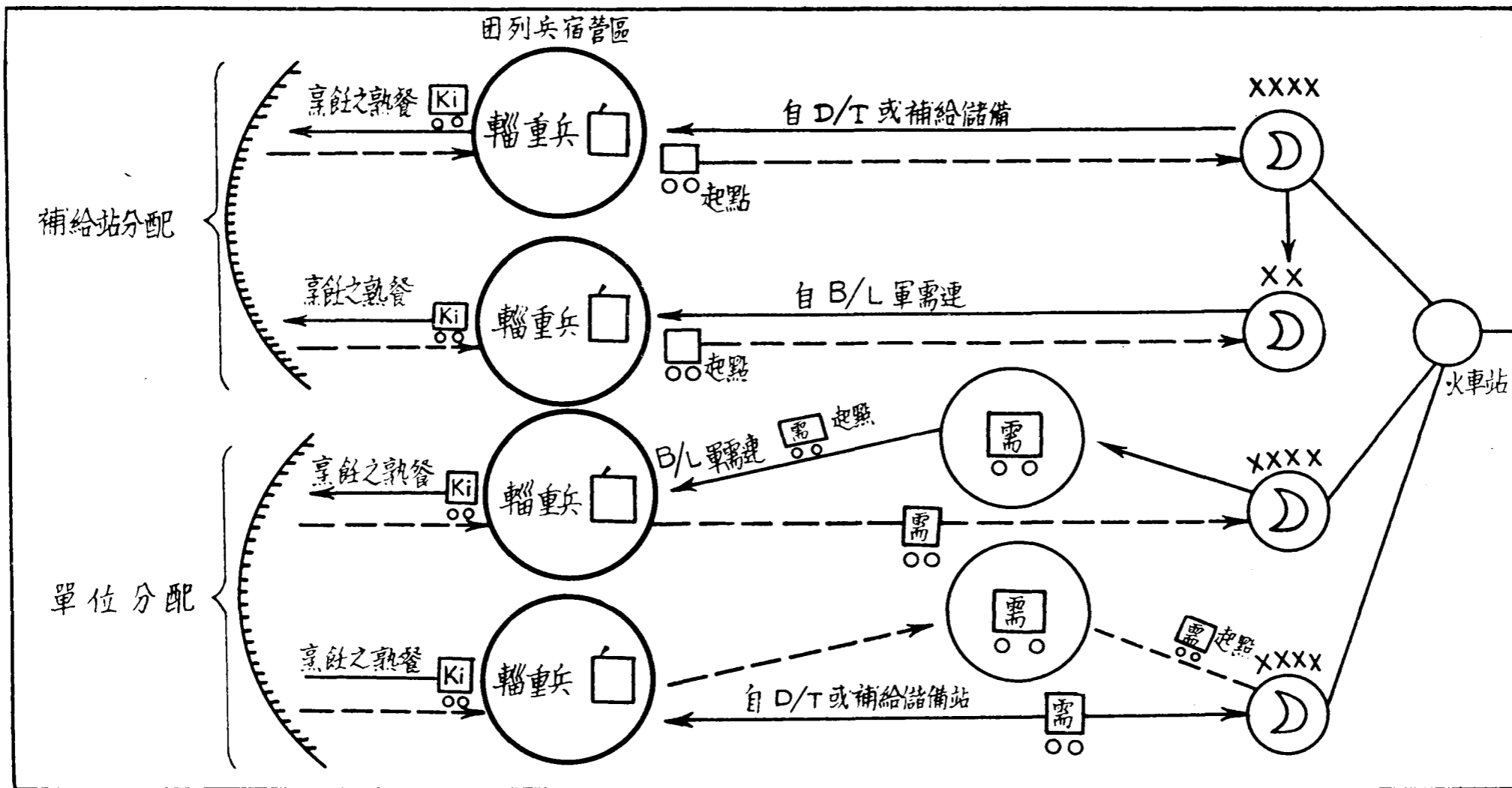


----- → 日報表(給養)

————— → 遞送

-|-|-|-|- → 人員馬匹日報表

美國陸軍第一類補給品自補給站至部隊圖表



B/L=基本裝載

D/T=每日班車

————→=裝載車之調遷路線

-----→=回空車之調遷路線

## 3. Vehicle Fuel and Lubricant Data. (1)

1 1. Vehicle	2 Vehicle fuel Tank capacity (gallons)	3 Miles per Gallons	4 Gallons of fuel per 100 miles	5 Gallons of oil per 100 miles	6 Pounds gear lubricant per 100 miles	7 Pounds of Miscellaneous Lubricants per 100 miles
2. Car.-5 passengers	16	15.9	6.3	0.1	0.1	0.1
3. Half Truck Vehicle	60	3.7	27.0	1.1	0.7	1.2
4. Motorcycle, Solo	3.5	21.6	4.7	0.2	—	—
5. Plane, Liaison	14	17.9	5.6	0.2	—	—
6. Tank, Light	89	1.4	71.4	5.2	—	1.5
7. Tank, Medium	175	0.7	142.9	11.0	(2)	2.4
8. Truck, $\frac{1}{4}$ -ton, 4×4	15.0	15.6	6.4	0.2	0.2	0.2
9. Truck, $\frac{3}{4}$ -ton, 4×4	30	12.0	8.3	0.3	0.6	0.2
10. Truck, 1 $\frac{1}{2}$ -ton, 4×4	30	8.0	12.5	0.5	0.7	0.2
11. Truck, 2 $\frac{1}{2}$ -ton, 6×6	40	6.8	14.7	0.6	0.9	0.3
12. Truck, 4-ton	60	2.5	40.0	0.7	0.7	0.5
13. Truck, 6-ton	80	2.0	50.0	0.8	0.7	0.5

(1) Based on experience in U.S. Army.

(2) Information unavailable.

## 4. Miscellaneous.

(a) For planning purposes weight of gasoline may be taken as 40 pounds per 5 gallon drum (8 pounds per gallon).

(b) For planning purposes weight of engine oil for motors may be taken as 10 pounds per gallon.

(c) Capacity of cargo trucks and trailers for carrying 5 gallon gasoline drums (filled):

1 - Ton trailer .....	50
1 $\frac{1}{2}$ -Ton truck .....	75
2 $\frac{1}{2}$ -Ton truck .....	125

## (IV) CLASS II AND IV SUPPLIES

1. **Class II Supplies** include those authorized articles not included in class IV, for which allowances are established by Tables of allowances, Tables of basic allowances, and Tables of Equipment.

Tables of allowances, Tables of Equipment and Tables of Basic Allowances establish the quantity of items authorized for issue to a unit of such equipment as the following: Motor vehicles, Arms, Clothing, Signal equipment, and similar items.

2. **Class IV Supplies** include supplies and equipment for which allowances are not established, or which require special measures for control and are not otherwise classified. Normally such supplies include fortification materials, construction materials, Aircraft and articles of a similar nature.



## (3) 車輛油料及滑潤油諸元(1)

1	2	3	4	5	6	7
車輛	車輛油箱 裝載量 (加侖)	每加侖行 駛英里數	每 100 英里所需 之油料加 侖數	每 100 英 里所需之 潤滑機油 之加侖數	每 100 英 里所需之 刹車油磅 數	每 100 英 里所需其 他種類之 滑潤機油 加侖數
2. 五人用轎車	16	15.9	6.3	0.1	0.1	0.1
3. 裝甲汽車	60	3.7	27.0	1.1	0.7	1.2
4. 摩托腳踏車(單人)	3.5	21.6	4.7	0.2	—	—
5. 聯絡飛機	14	17.9	5.6	0.2	—	—
6. 輕型坦克車	89	1.4	71.4	5.2	—	1.5
7. 中型坦克車	175	0.7	142.9	11.0	(2)	2.4
8. 卡車, $\frac{1}{4}$ 噸 4×4	15.0	15.6	6.4	0.2	0.2	0.2
9. 卡車, $\frac{3}{4}$ 噸 4×4	30	12.0	8.3	0.3	0.6	0.2
10. 卡車, $1\frac{1}{2}$ 噸 4×4	30	8.0	12.5	0.5	0.7	0.2
11. 卡車, $2\frac{1}{2}$ 噸 6×6	40	6.8	14.7	0.6	0.9	0.3
12. 卡車, 4 噸	60	2.5	40.0	0.7	0.7	0.5
13. 卡車, 6 噸	80	2.0	50.0	0.8	0.7	0.5

(1) 上表根據美軍經驗而定。

(2) 詳情不悉。

## 4. 其他

(a) 如擬定計劃時，五加侖汽油桶之重量可以40磅計算(每加侖重8磅)。

(b) 如擬定計劃時可將摩托所用之機器油以每加侖10磅計算。

(c) 卡車及拖曳車裝載五加侖汽油箱(內裝有汽油)之裝載量為：

1 噸拖曳車..... 50

$1\frac{1}{2}$ 噸卡車..... 75

$2\frac{1}{2}$ 噸卡車..... 125

## (IV) 第二類及第四類補給品

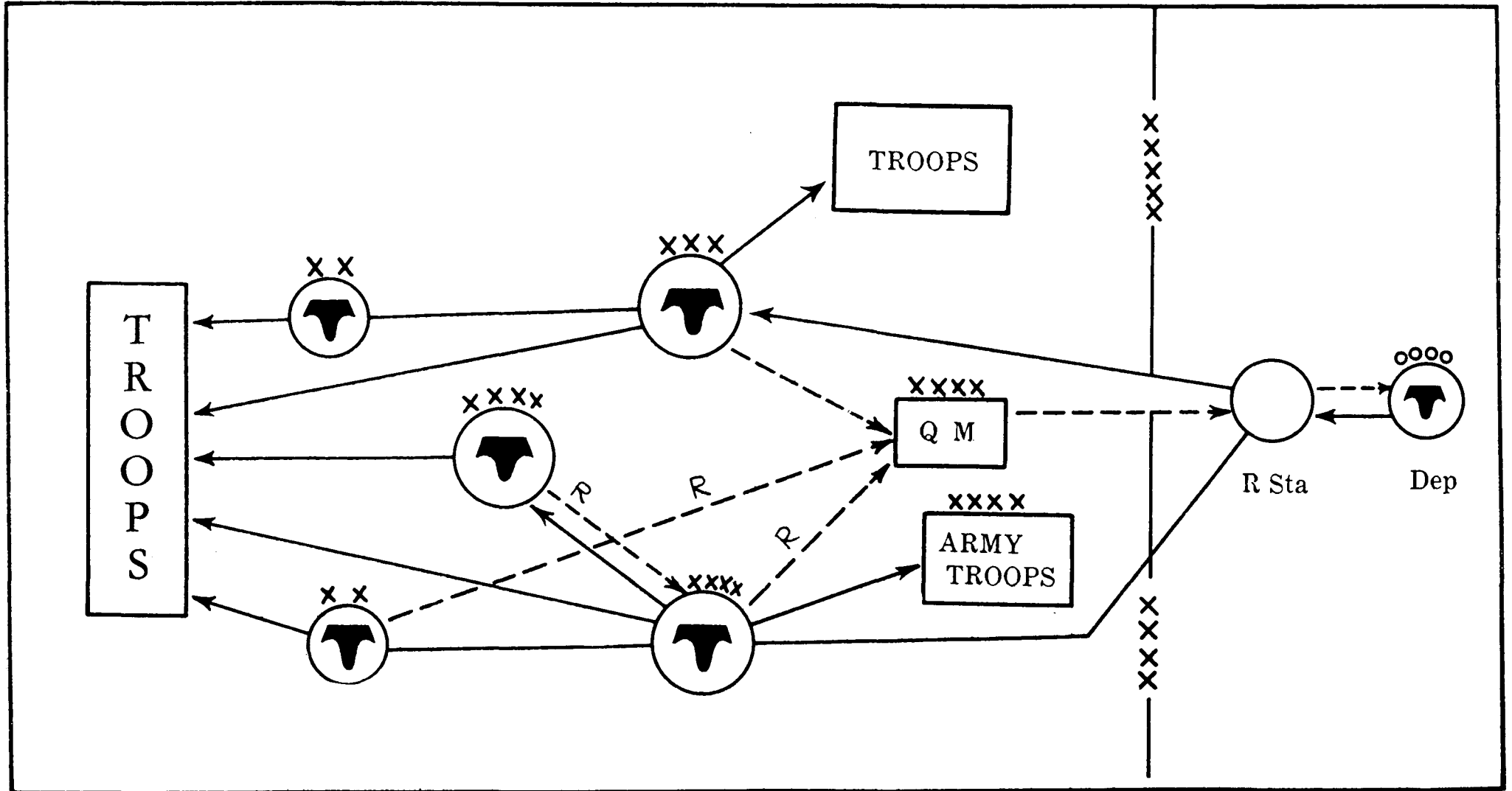
(1) 第二類補給品，係包括第四類補給品中所未列之品類，其分配須根據彈藥定量分配表，基本分配表及裝備表內處理之。

下列各種補給品發與各單位之數量，係根據彈藥定量分配表，基本分配表及裝備表而決定之，其品類如下：

摩托車輛，兵器，服裝，通訊器材，以及其他類似之供應品。

(2) 第四類補給品，係不在上列各表中所規定之物品，以及需要特別管理或未曾分類之器材，通常此類供應品包括築城器材，航空或其他類似之器材。

Diagram of Distribution and Requisition of Class III Supplies  
 From Com Z Depot to Troops.  
 (U. S. Army)



— R —> Requisition

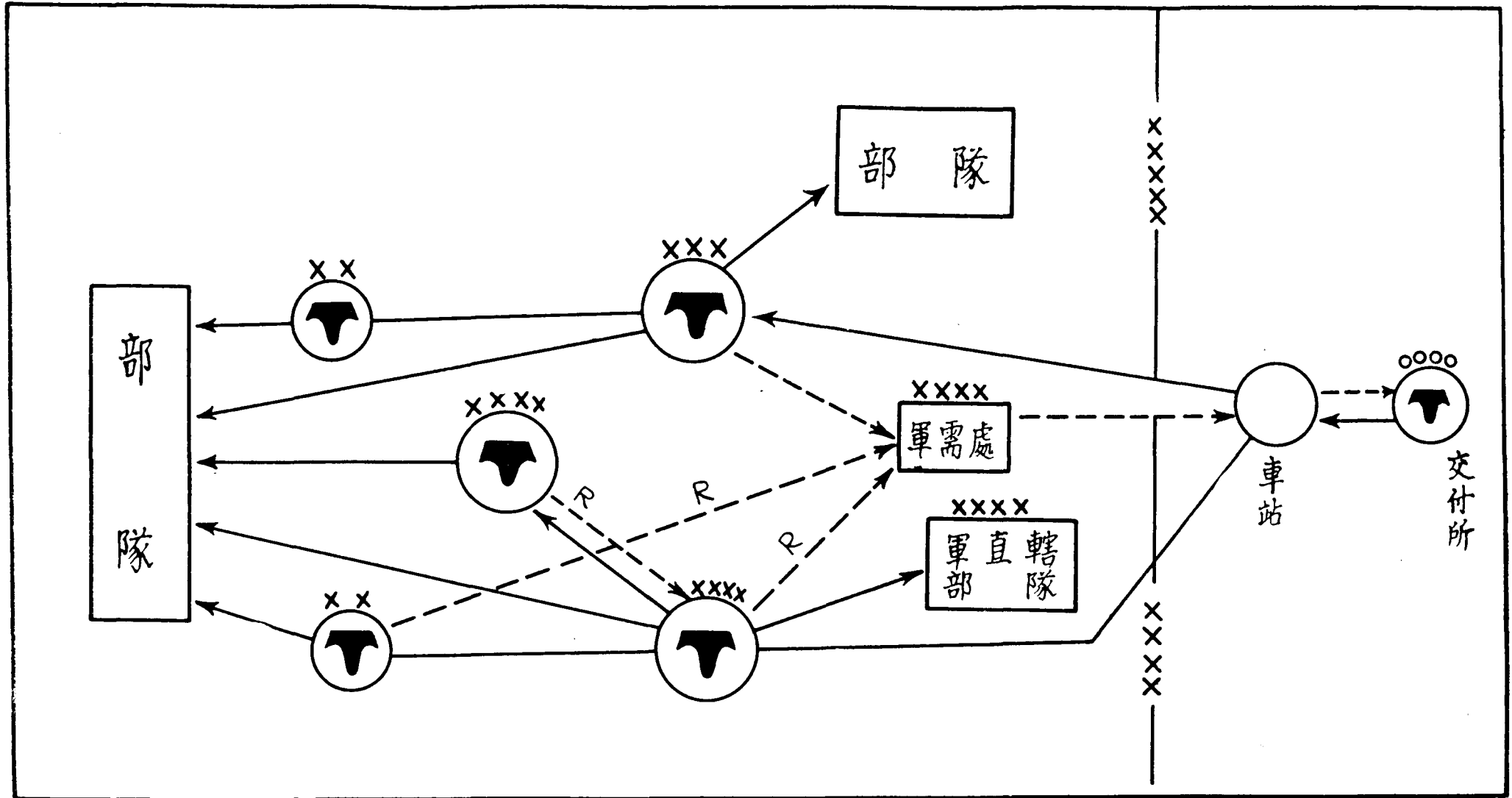
—> Deliveries

---> Periodic report of status and requisition

### 第三類補給品之分配及申請圖解

自作戰地區交付所至部隊

(美國陸軍)

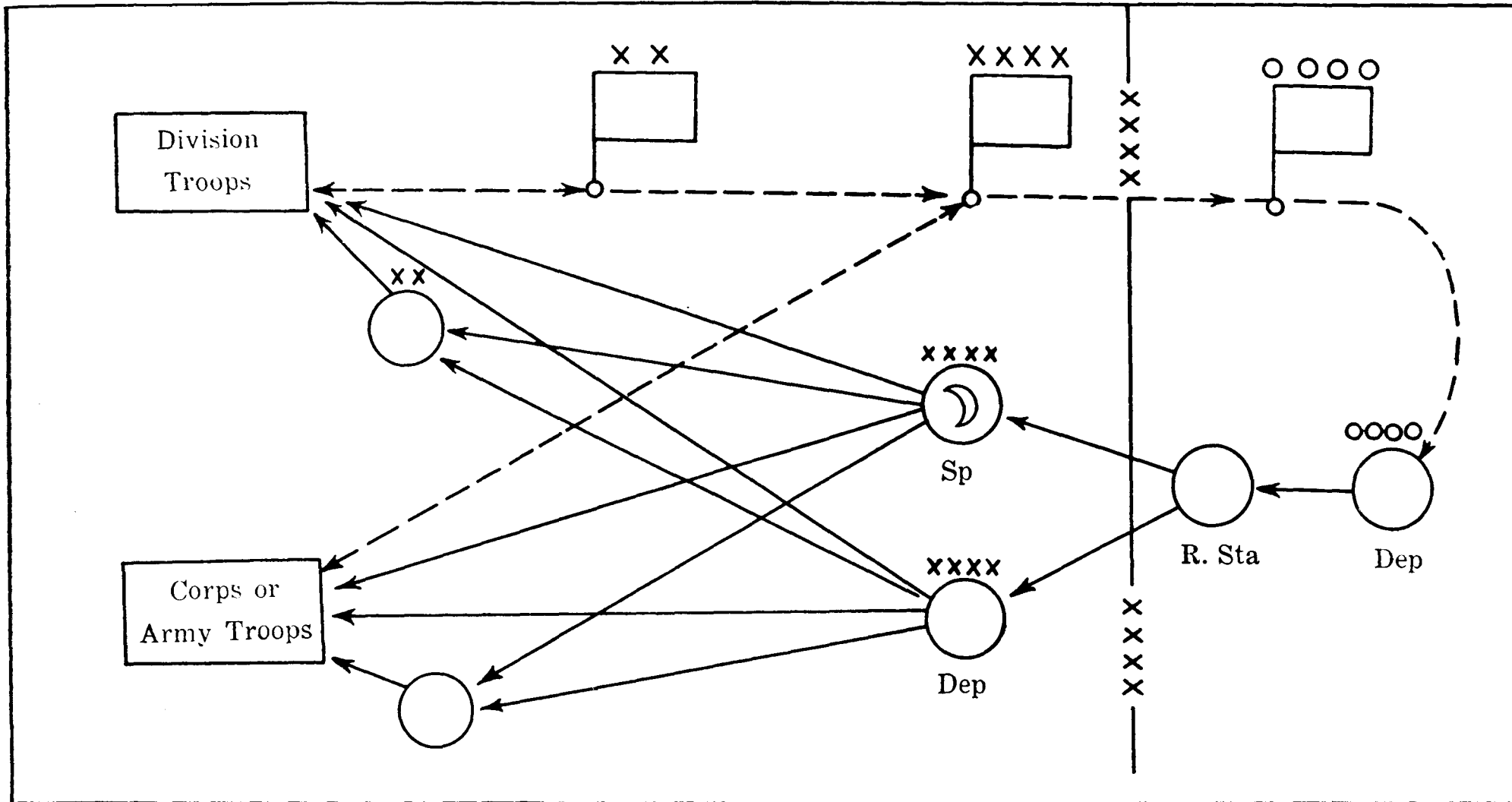


—— R —— → 申請

————— → 分送

----- → 現況及申請之定期報告

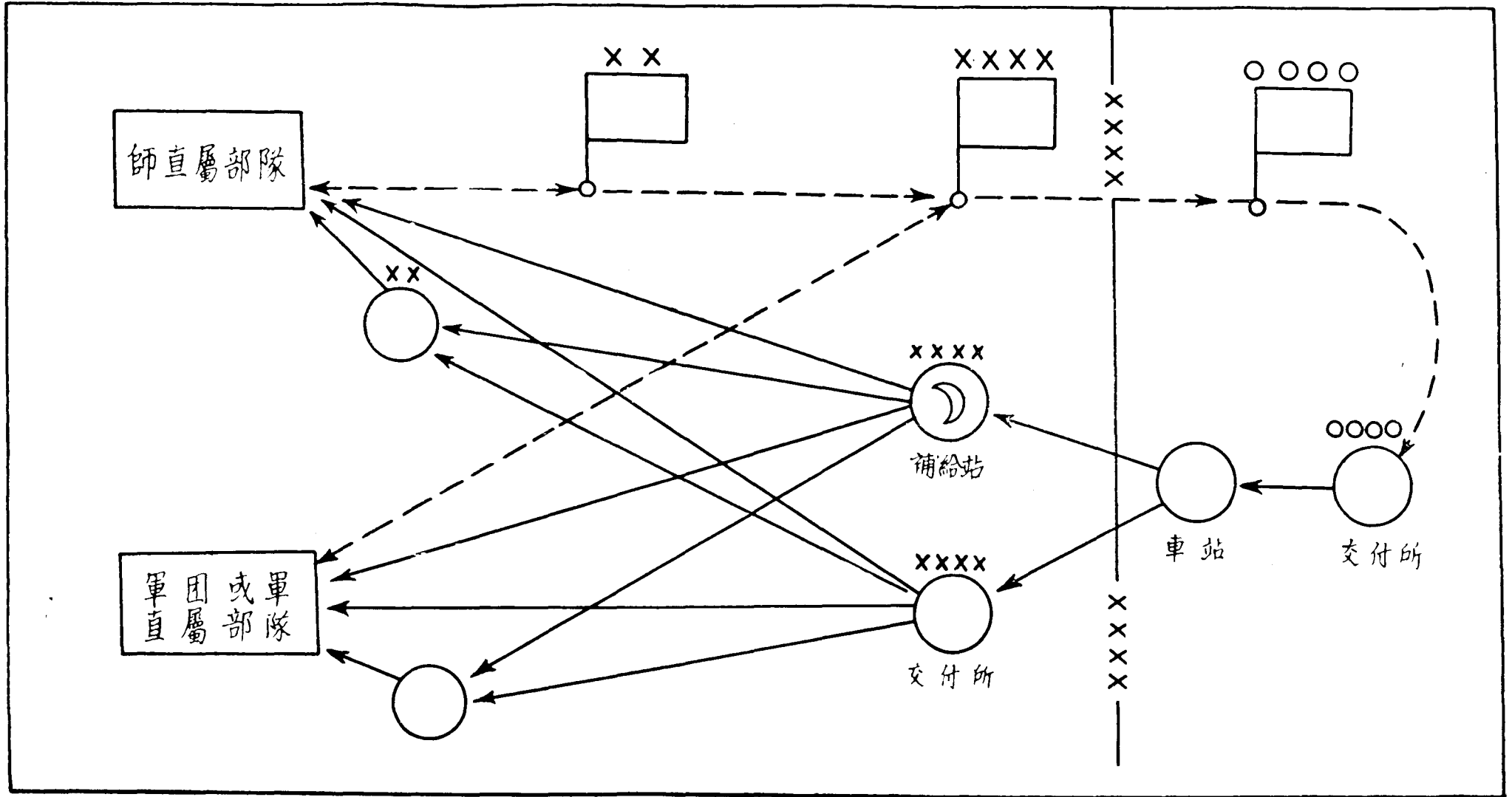
Diagram of Requisition and shipment Class II & IV Supplies.  
(U. S. Army)



30 (III)

Requisitions are forwarded from Division to Army. Army forwards requisitions: Class II to Com Z; Class IV to theater and a copy of each (Class II and Class IV) to the regulating officer for information.

美國陸軍之第二類及第四類補給品之申請程序及運送圖



申請呈文由師部呈軍部，軍部再行轉呈：第二類供應品運送至作戰區域；  
 第四類供應品運送至戰區，各類（第二及第四）供應品均備副本一份交管制軍官備考。

## (V) BASIC DATA—CLASS V (AMMUNITION) SUPPLY

## GENERAL:

(1) Class V supply includes all types of ammunition such as small arms, mortar, and artillery ammunition, pyrotechnics, antitank mines and chemicals.

(2) The unit of fire is a unit of measure for ammunition supply within a theater of operations, based upon experience in the theater. It represents a specific number of rounds per weapon, which varies with the types and calibers of the weapon.

The complete unit of fire for a large unit includes fixed quantities of all types of ammunition for all types of weapons. Normally an organization will not expend the same percentage of a unit of fire of a particular type of ammunition in one day's fighting. Therefore replacement for ammunition expended is asked for by rounds rather than in units of fire. The term unit of fire is used only in supply planning.

## BASIC DATA CLASS V (AMMUNITION) SUPPLY

WEAPON	Unit of Fire		Container		Average weight per round including packing (lbs) (1)
	Rounds per wpn	Wt U/F per wpn (lbs)	Rounds per Container	Gross weight (lbs)	
25 Cal Pistol	7	0.2	1000(6)	(6)	0.0287
7.92mm Rifle	60	4.44	1000	74	0.074
7.92mm LMG	1000	74.0	960 1000	70 74	0.074
.30 Cal Rifle	60	4.62	1000	77	0.077
.30 Cal HMG	1500	115.50	1000	77	0.077
.303 Cal Bren Gun	1000	67.0	1248	83	0.067
9 mm Pistol	7	0.33	(6)	(6)	0.047
.45 Cal Pistol	7	0.38	2000 1800	109 98	0.054
.45 Cal SMG	200	10.8	2000 1800	109 98	0.054
.55 Cal AT Rifle	60	22.2	160	59	0.37
37mm AT Gun	100	500	20	100	5.0
60mm Mortar	50	225	18	82	4.5
75mm Pack How	200	4600	3	69	23
81mm Mortar	50	700	3	42	14.0

## (V) 基本諸元 第五類(彈藥、補給品)

## 概論

(1) 第五類補給品包括各式彈藥，如：輕兵器，迫擊砲，各種砲之彈藥，及信號彈，地雷，化學所需彈藥。

(2) 彈藥基數係戰區內彈藥補給之計算單位，此根據各戰場之經驗而定，代表各種武器彈藥之一特定數目；此數目因武器之式樣及口徑而各有不同。

一大單位之完全彈藥基數，包括各式兵器所需各種彈藥之一定數量。通常某一部隊一日所消耗之彈藥，其彈藥基數之比例並不一律。故消耗彈藥之補充，並不能以彈藥基數為標準，而以發數為標準。而彈藥基數一詞，僅用於補給計劃之中。

第五類(彈藥)補給品之基本諸元表

兵 器	彈 藥 基 數		彈 藥 箱 2		每發子彈 加上包裝 之平均重 量(磅) 1
	彈 藥 數	重 量 (磅) 3	每 箱 彈 藥 數	總 重 量 (磅)	
.25 口徑手槍	7	0.2	1000(6)	(6)	0.0287
7.92mm 步槍	60	4.44	1000	74	0.074
7.92mm 輕機槍	1000	74.0	960 1000	70 74	0.074
.30 步槍	60	4.62	1000	77	0.077
.30 重機槍	1500	115.50	1000	77	0.077
.303 比靈式輕機槍	1000	67.0	1248	83	0.067
9mm 手槍	7	0.33	(6)	(6)	0.047
.45 手槍	7	0.38	2000 1800	109 98	0.054
.45 衝鋒機鎗	200	10.8	2000 1800	109 98	0.054
.55 戰防步槍	60	22.2	160	59	0.37
37mm 戰防砲	100	500	20	100	5.0
60mm 迫擊砲	50	225	18	82	4.5
75mm 山砲(駝載)	200	4600	3	69	23
81mm 迫擊砲	50	700	2		

105mm How	200	10,260	3	155	51.6
4.2" Mortar	60	2004	2	66.7	33.4
155mm How	150	15,750	1	96(2)	105(4)
			6	53(3)	
155mm Gun	100	13,800	1	96(2)	138(4)
			3	127(3)	
Rocket AT, 2.36"	10	64.0	20	128	6.4
Grenade, Launcher	20	62.0	10	31	3.1
Grenade, hand	(5)	(5)	25	53	2.12
Pistol, Signal	5	5.05	60	61	1.01
Projector, Singal Ground	10	13.0	50	65	1.3
Mine AT	(5)	(5)	5	64	12.8
Mine AP	(5)	(5)	6	72	12.0
Torpedo Bangalore	(5)	(5)	10	168	16.8

(1) Representative packings only are shown. Others may be encountered in the field

(2) Weight of projectile.

(3) Weight of powder charge.

(4) Average weight of complete round.

(5) As authorized by Tables of allowances.

(6) Information not available.

ESTIMATED DAILY REQUIREMENTS OF AMMUNITION FOR VARIOUS  
TYPES OF COMBAT EXPRESSED IN UNITS OF FIRE PER DAY.

1 TYPE OF	2 Infantry Ammuni- tion.	3 ARTILLERY AMMUNITION			4 37mm AT Gun	5 4.2" Mortar
		75mm & 105mm How	155mm How	155mm Gun		
Attack of position						
Permanent Fortifications.						
First Day	1.0	2.0	2.0	2.0	1.0	2.0
Succeeding Days	0.5	1.0	1.0	1.0	0.5	1.0
Deliberately Organized Position						
First Day	1.0	1.5	1.5	1.5	1.0	1.5



105mm 榴彈砲	200	10,260	3	155	51.6
4.2 吋迫擊砲	60	2,004	2	66.7	33.4
155mm 榴彈砲	180	15,750	1	96(2)	105(4)
			6	53(3)	
155mm 重砲	100	13,800	1	96(2)	138(4)
			3	127(3)	
2.36 吋火箭筒	10	64.0	20	128	6.4
槍榴彈	20	62.0	10	31	3.1
手榴彈	(5)	(5)	25	53	2.12
信號手槍	5	5.05	60	61	1.01
地面信號擲射器	10	13.0	50	65	1.3
戰防地雷	(5)	(5)	5	64	12.8
殺傷地雷	(5)	(5)	6	72	12.0
觸發地雷	(5)	(5)	10	168	16.8

- (1) 僅以若干包裝爲代表，戰場上尙有其他種類。
- (2) 彈丸重量。
- (3) 火藥包重量。
- (4) 每一發之平均重量。
- (5) 由分配表核定。
- (6) 不明。

## 各種戰鬥

每日所需彈藥供應消耗彈藥基數判斷表

1 戰鬥種類	2 步兵彈藥	3 炮兵彈藥			4 37 mm 戰防砲	5 4.2 吋 迫擊砲
		75mm及 105 mm 榴彈砲	155mm 榴彈砲	155mm 重砲		
陣地攻擊戰						
永久堅強陣地戰						
第一日	1.0	2.0	2.0	2.0	1.0	2.0
以後幾日	0.5	1.0	1.0	1.0	0.5	1.0
正面編成陣地						
第一日	1.0	1.5	1.5	1.5	1.0	1.5

Succeeding Days	0.5	0.8	0.8	0.8	0.5	1.0
Hastily Organized Position :	0.5	0.8	0.5	0.5	0.8	0.8
Covering and Security force action	0.3	0.3	0.2	0.0	0.5	0.3
Defense of Position						
First Day	1.5	2.0	2.0	2.0	2.0	2.0
Succeeding Days	1.0	1.0	1.0	1.0	1.0	1.5
Meeting Engagement	0.5	0.5	0.5	0.3	1.0	1.0
Pursuit	0.3	0.5	0.5	0.0	0.5	1.0
Retirement or Delaying action	0.2	1.0	0.5	0.0	0.5	1.0
Inaction Situation(1)	0.2	0.1	0.1	0.1	0.5	0.25

(1) Forces in contact, but neither side attacking.

**FIELD ARTILLERY AMMUNITION EXPENDITURES  
EXPRESSED IN ROUNDS PER GUN PER HOUR.**

KIND OF FIRE OF PHASE OF ACTION	AVERAGE RATE PER HOUR PER GUN			
	75mm How	105 How	155 How	155 Gun
Preparation	85	80	25	25
Supporting fires during attack including counter battery				
First 2 hours (each hour)	70	50	25	25
After 2 hours (each hour)	40	30	15	15
Counter preparation	85	60	25	25
Defensive fires against an Inf atk, including counter battery	70	50	25	25

以後幾日	0.5	0.8	0.8	0.8	0.5	1.0
輕易陣地	0.5	0.8	0.5	0.5	0.8	0.8
掩護及警戒部隊行動	0.3	0.3	0.2	0.0	0.5	0.3
陣地防禦戰鬥						
第一日	1.5	2.0	2.0	2.0	2.0	2.0
以後幾日	1.0	1.0	1.0	1.0	1.0	1.5
遭遇戰	0.5	0.5	0.5	0.3	1.0	1.0
追擊	0.3	0.5	0.5	0.0	0.5	1.0
退却及逐次抵抗	0.2	1.0	0.5	0.0	0.5	1.0
和緩之情況 (1)	0.2	0.1	0.1	0.1	0.5	0.25

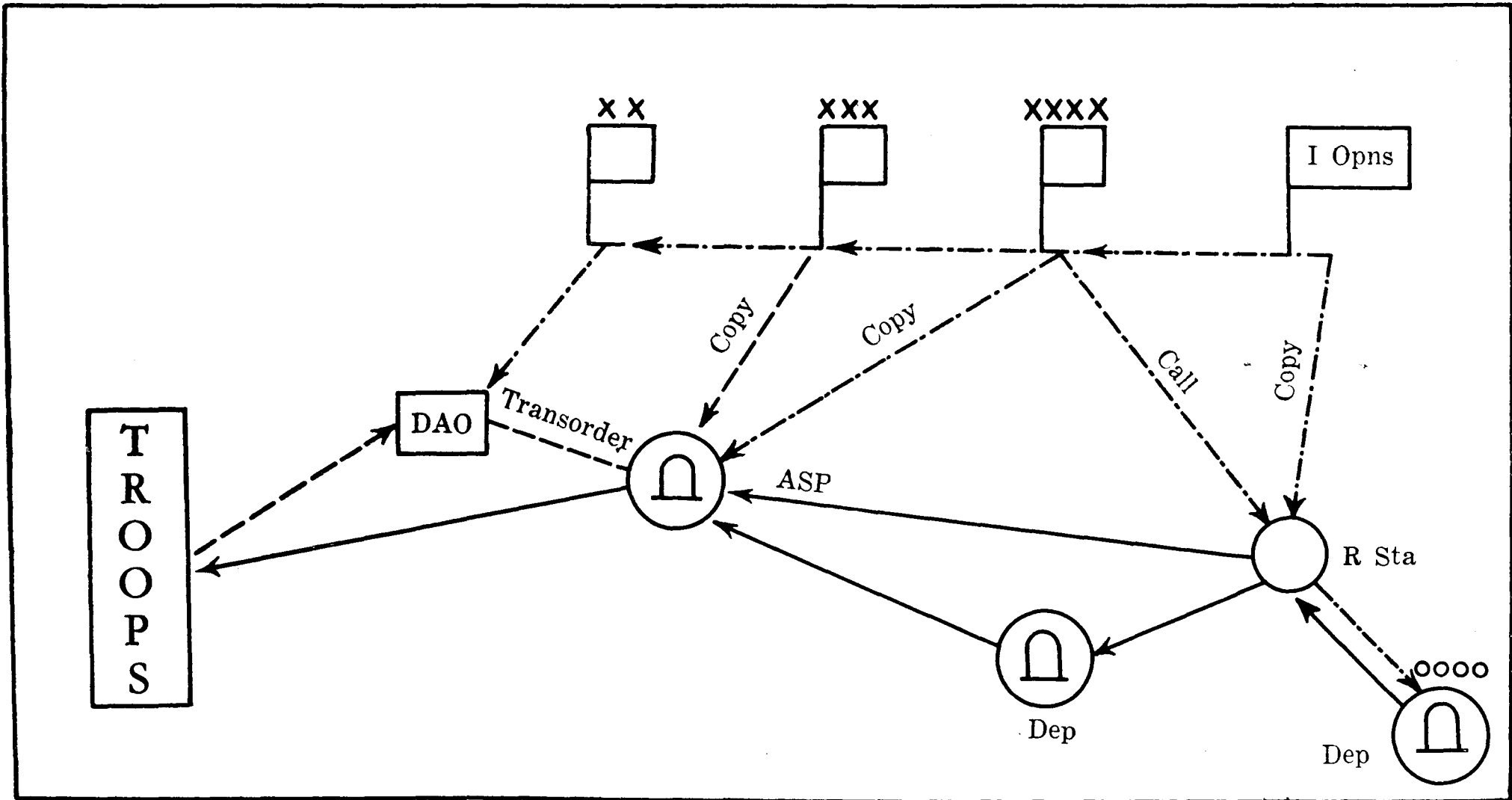
(1) 兩軍在接觸中，但均未攻擊。

### 野砲彈藥消耗表

每一門砲每小時之發數

射擊方式	每砲每小時之平均數率			
	75 野砲	105 野砲	155 野砲	155 重砲
準備	85	80	25	25
攻擊時支援火力包括砲戰				
首次二小時(每小時)	70	50	25	25
次二小時(每小時)	40	30	15	15
妨害敵之準備	85	60	25	25
抵抗敵人步兵攻擊火力包括砲戰	70	50	25	25

# Diagram of Distribution of Class V Supplies (U. S. Army)

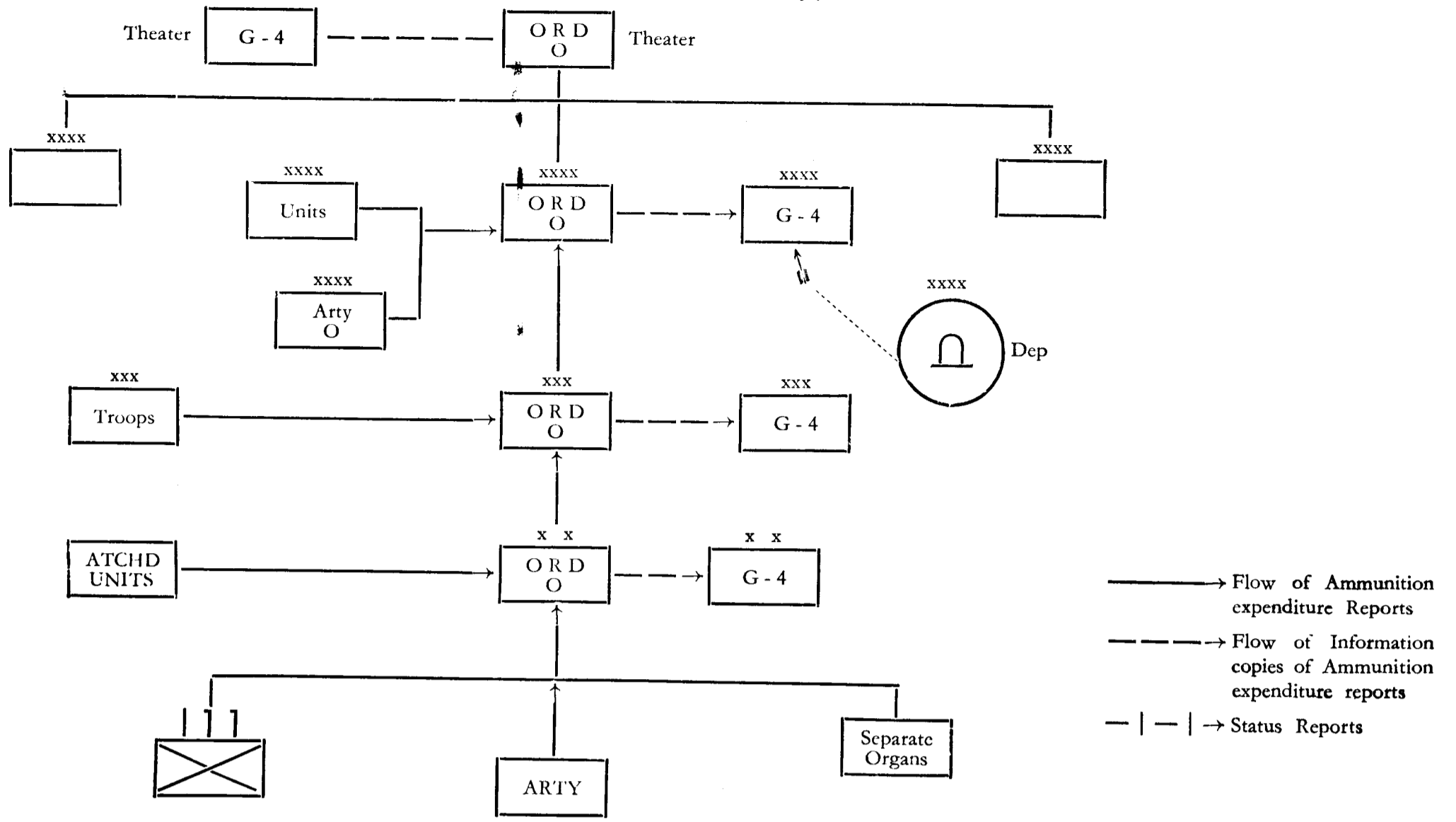


— · — · — · — Allocation of credits      — — — — — Request for delivery      ————— Delivery

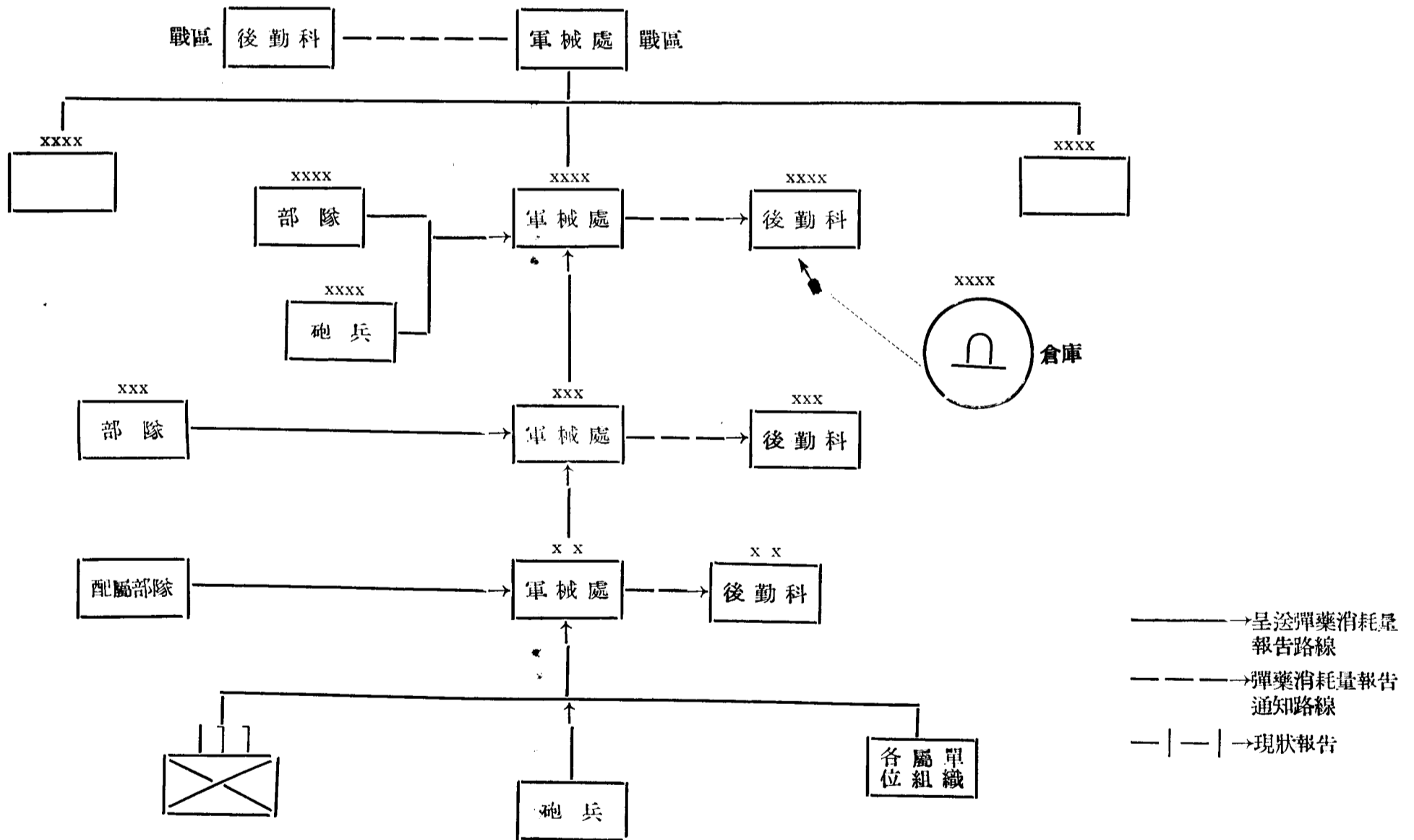
Note: Request for credits (when necessary) will follow the line of allocations in inverse order.



### Diagram of flow of Ammunition Reports. (U. S. Army)



### 彈藥報告表 (美國陸軍)



## CHAPTER IV

### SUPPLY OF SCHOOL TYPE ARMY UNIT.

- ( I ) G HQ Units
  - ( II ) Field Army
  - ( III ) Army
  - ( IV ) Infantry Division
  - ( V ) Miscellaneous U. S. Army Units
- 

## 第 四 章

補給——作戰人員訓練班假定之中國陸軍編制

- ( I ) 陸軍總部
- ( II ) 集團軍
- ( III ) 軍
- ( IV ) 步兵師
- ( V ) 其他美國陸軍單位

**(I) SUPPLY OF G HQ UNITS****I. Class I Requirements for GHQ Units per day**

Unit	Ration for Personnel (lbs)
Motor Trans Regt	2,029.5
Hq. Det. Regt	90.0
Motor Trans Bn	646.5
Hq. Det. Bn.	48.0
Motor Co.	199.5
FA Regt, 105mm How	3,207.0
Hq. Btry Regt	196.5
FA Bn, 105mm How (1)	1,003.5
FA Regt, 155mm How	2,275.5
Hq. Btry, Regt.	196.5
FA Bn. 155mm How	1,039.5
Hq. Btry, Bn	217.5
How Btry	219.0
Serv Btry	165.0
Jeep Car Co	199.5
W C Co	199.5
Hv. Mortar Regt	5,587.5
Hq. Co., Regt	214.5
Hv. Mortar Bn	1,791.0
Mortar Co	417.0
Service Co	414.0
Hq. Co., Bn	126.0

(1) For details of Bn see FA Bn, 105mm How, Army.



## 第一表 陸軍總部直屬部隊

## 1. 總司令部直屬部隊每日所需第一類補給品

單位	人員之口糧(磅)
汽車運輸團	2,029.5
團直屬部隊	90.0
汽車運輸營	646.5
營直屬部隊	48.0
汽車連	199.5
野戰砲兵團(105 榴彈砲)	3,207.0
團部連	196.5
野戰砲兵營(105 榴彈砲)(1)	1,003.5
野戰砲兵團(155 榴彈砲)	2,275.5
團部連	196.5
野戰砲兵營(155 榴彈砲)	1,039.5
營部連	217.5
榴彈砲連	219.0
勤務連	165.0
指揮車連	199.5
輕兵器運輸車連	199.5
重迫擊砲團	5,587.5
團部連	214.5
重迫擊砲營	1,791.0
迫擊砲連	417.0
勤務連	414.0
營部連	126.0

(1) 營數見軍部105 榴彈砲野戰砲兵營

## II. Fuel Lubricant Requirements.

Unit	Fuel Lubricant Requirements Motor Vehicles										Gasoline Capacity			
	Type Motor Vehicles						Total Vehicle Strength	Consumption in moving a unit 100 miles				Fuel requirements to fill tanks		
	Car 5-passenger	Truck 1/4 ton	Truck 3/4 ton	Truck 2 1/2 ton	Truck 4 ton	Truck 4 ton wrecker		Vehicle fuel (gals)	Engine oil (gals)	Gear lube (lbs)	Greases miscellaneous (lbs)	Vehicle tanks (gals)	5-gal drums (gals)	Total
G H Q Troops		608	700	2488	30	22	3848	48354	1860.8	2817.2	1034.0	132760	35440	168200
Motor Trans Regt		45	14	453			512	7063.3	285.0	425.1	147.7	19215	4895	24110
Hq & Hq Det. Regt		(3)	(2)				(5)	(35.8)	(1.2)	(1.8)	(1.0)	(105)	(35)	(140)
Motor Trans Bn		(14)	(4)	(151)			(169)	(2342.5)	(94.6)	(141.1)	(48.9)	(6370)	(1620)	(7990)
Hq & Hq Det, Bn		(2)	(1)	(1)			(4)	(35.8)	(1.3)	(1.9)	(0.9)	(100)	(30)	(130)
Motor Co.		(4)	(1)	(50)			(55)	(768.9)	(31.1)	(46.4)	(16.0)	(2090)	(530)	(2620)
Auto Maint Co. (M)		2	4	13		2	21	317.1	10.8	15.9	6.1	790	200	990
FA Regt, Mtz, 105mm		34	92	136		3	265	3100.4	118.1	186.5	67.5	8890	2480	11370
Hq & Hq Btry Regt		(4)	(8)	(4)			(16)	(150.8)	(5.6)	(9.2)	(3.6)	(460)	(140)	(600)
FA Bn, 105mm How (I)		(10)	(28)	(44)		(1)	(83)	(983.2)	(37.5)	(59.1)	(21.3)	(2810)	(780)	(3590)
FA Regt, 155mm How		24	64	62	30	2	182	2876.2	83.6	121.4	52.2	6680	1700	8380
Hq & Hq Btry Regt		(4)	(8)	(4)			(16)	(150.8)	(5.6)	(9.2)	(3.6)	(460)	(140)	(600)
FA Bn 155mm How		(10)	(28)	(29)	(15)	(1)	83	(1362.7)	(36.0)	(56.1)	(25.3)	(3100)	(780)	(3890)
Hq & Hq Btry Bn		(4)	(8)	(4)			(16)	(150.8)	(5.6)	(9.2)	(3.6)	(460)	(140)	(600)
How Btry 155mm		(2)	(5)	(3)	(5)		(15)	(298.4)	(7.2)	(9.6)	(4.8)	(600)	(140)	(740)
Serv Btry Bn			(5)	(16)		(1)	(22)	(316.7)	(11.8)	(18.1)	(6.3)	(850)	(220)	(1070)
Jeep Car Co		52		2			54	362.2	11.6	12.2	11.0	860	280	1140
WC Co			49	2			51	436.1	15.9	31.2	10.2	1550	510	2060

(I) Details same as FA Bn, MTZ, 105mm, in Army.

## II. 燃料及機油補給表

單位	汽車所需各項油料										汽油容量			
	汽車種類						全部車輛裝載量	每單位行進 100 哩之消耗量				油箱裝載量		
	乘車 (五人)	1噸卡車	2噸卡車	4噸卡車	4噸救濟卡車	4噸救濟卡車		汽油 (加侖)	引擎油 (加侖)	齒輪機油 (磅)	他種潤滑油 (磅)	汽油箱 (加侖)	五加侖汽油桶 (加侖)	共計
總司令部部隊		608	700	2488	30	22	3848	48354	1860.8	2817.2	1034.0	132760	35440	168200
汽車運輸團		45	14	453			512	7063.3	285.0	425.1	147.7	19215	4895	24110
團部及團直屬部隊		(3)	(2)				(5)	(35.8)	(1.2)	(1.8)	(1.0)	(105)	(35)	(140)
汽車運輸營		(14)	(4)	(151)			(169)	(2342.5)	(94.6)	(141.1)	(48.9)	(6370)	(1620)	(7990)
營部及營直屬部隊		(2)	(1)	(1)			(4)	(35.8)	(1.3)	(1.9)	(0.9)	(100)	(30)	(130)
汽車運輸連		(4)	(1)	(50)			(55)	(768.9)	(31.1)	(46.4)	(16.0)	(2090)	(530)	(2620)
汽車保養連		2	4	13		2	21	317.1	10.8	15.9	6.1	790	200	990
野戰砲兵團 (105 榴彈砲)		34	92	136		3	265	3100.4	118.1	186.5	67.5	8890	2480	11370
團部及團部連		(4)	(8)	(4)			(16)	(150.8)	(5.6)	(9.2)	(3.6)	(460)	(140)	(600)
野戰砲兵營 (105 榴彈砲) (I)		(10)	(28)	(44)		(1)	(83)	(983.2)	(37.5)	(59.1)	(21.3)	(2810)	(780)	(3590)
野戰砲兵團 (155 榴彈砲)		24	64	62	30	2	182	2876.2	83.6	121.4	52.2	6680	1700	8380
團部及團部連		(4)	(8)	(4)			(16)	(150.8)	(5.6)	(9.2)	(3.6)	(460)	(140)	(600)
野戰砲兵營 (155 榴彈砲)		(10)	(28)	(29)	(15)	(1)	83	(1362.7)	(36.0)	(56.1)	(25.3)	(3100)	(780)	(3890)
營部及營部連		(4)	(8)	(4)			(16)	(150.8)	(5.6)	(9.2)	(3.6)	(460)	(140)	(600)
榴彈砲連 (155 榴)		(2)	(5)	(3)	(5)		(15)	(298.4)	(7.2)	(9.6)	(4.8)	(600)	(140)	(740)
營勤務連			(5)	(16)		(1)	(22)	(316.7)	(11.8)	(18.1)	(6.3)	(850)	(220)	(1070)
指揮車連		52		2			54	362.2	11.6	12.2	11.0	860	280	1140
輕兵器運輸車連			49	2			51	436.1	15.9	31.2	10.2	1550	510	2060

(I) 詳情如軍部 MTZ 155 榴野戰砲兵營

**III. Ammunition Supply Data—Hv. Mortar Regt.**

UNIT	UNITS OF FIRE		BASIC LOAD		
	Rounds	Weight (lbs)	Rounds	Weight (lbs)	Unit of Fire

**Heavy Mortar Regiment**

7.92mm Rifle	133,020	9,843.48	221,700	16,405.8	1.67
7.92mm LMG	120,000	8,880.00	60,480	4,475.52	0.50
.45 Cal SMG	89,400	4,872.30	44,700	2,436.15	0.50
4.2" Hv Mortar	4,320	144000.00	2,880	96,000.0	0.67
Total		167,595.78		119,317.49	

**Heavy Mortar Battalion**

7.92mm Rifle	44,040	3,258.96	73,400	5,431.6	1.67
7.92mm LMG	40,000	2,960.00	26,160	1,491.84	0.50
.45 Cal SMG	29,400	1,602.30	14,700	801.15	0.50
4.2" Hv Mortar	1,440	48,000.00	960	32,000.00	0.67
Total		55,821.78		39,724.59	

**Heavy Mortar Company**

7.92mm Rifle	8,940	661.56	14,900	1,102.6	1.67
7.92mm LMG	12,000	888.00	6,048	447.55	0.50
.45 Cal SMG	7,800	425.10	3,900	212.55	0.50
4.2" Hv Mortar	480	16,000.0	160	533.40	0.34
Total		17,974.66		1,396.10	

**Service Co., Hv Mortar Bn.**

7.92mm Rifle	15,000	1,110.0	25,000	1,850.0	1.67
.45 Cal SMG	2,200	119.9	1,100	59.95	0.50
4.2" Hv Mortar (1)			480	16,000.00	
Total		1,229.9		17,909.95	

(1) Serv Co carries 20 rds 4.2" ammunition per mortar in the Bn.

## III. 彈藥補給表——重迫擊砲團

單位	彈藥基數		基本裝載量		
	發數	重量 (磅)	發數	重量 (磅)	彈藥數

## 重迫擊砲團

7.92公厘步槍	133,020	9,843.48	221,700	16,405.80	1.67
7.92公厘輕機關槍	120,000	8,880.00	60,480	4,475.52	0.50
.45口徑手提機關槍	89,400	4,872.30	44,700	2,436.15	0.50
4.2吋重迫擊砲	4,320	144,000.00	2,880	96,000.0	0.67
共計		167,595.78		119,317.47	

## 重迫擊砲營

7.92公厘步槍	44,040	3,258.96	73,400	5,431.60	1.67
7.92公厘機關槍	40,000	2,960.00	26,160	1,491.84	0.50
.45口徑手提機關槍	29,400	1,602.30	14,700	801.15	0.50
4.2吋重迫擊砲	1,440	48,000.00	960	32,000.00	0.67
共計		55,821.26		39,724.59	

## 重迫擊砲連

7.92公厘步槍	8,940	661.56	14,900	1,102.60	1.67
7.92公厘輕機關槍	12,000	888.00	6,048	447.55	0.50
.45口徑手提機關槍	7,800	425.10	3,900	212.55	0.50
4.2吋重迫擊砲	480	16,000.00	160	533.40	0.34
共計		17,974.66		1396.10	

## 重迫擊砲營勤務連

7.92公厘步槍	15,000	1,110.0	25,000	1,850.00	1.67
.45口徑手提機關槍	2,200	119.9	1,100	59.95	0.50
4.2吋重迫擊砲(1)			480	16,000.00	
共計		1229.9		17,909.95	

(1) 勤務連携載營部內每4.2吋迫擊砲彈藥20發

**IV. Ammunition Resupply Capacity.****Heavy Mortar Battalion**

Type Transport	3 Wpns Cos (Rds) Ea	Serv Co (Rds)	Total Bn (Rds)
Ammunition Carts	80	480	720

**V. Ammunition Supply Data—FA Regt. 105mm How.**

Type Ammunition	UNIT OF FIRE		BASIC LOAD		
	Rounds	Weight (lbs)	Rounds	Weight (lbs)	Unit of Fire

**FA Regt. 105mm How**

7.92mm Rifle	19,320	1,429.68	32,200	23,82.5	1.67
7.92mm LMG	87,000	6,438.0	87,000	6,438.0	1.0
.45 Cal SMG	34,800	1,896.6	34,800	1,896.6	1.0
105mm How	7,200	371,520.0	6,462	333,439.2	0.9
Pyrotechnics	65	65.65	65	65.65	1.0
Total		381,349.93		342,222.25	

**FA Bn. 105mm How**

7.92mm Rifle	6,060	448.44	10,100	747.4	1.67
7.92mm LMG	27,000	1,998.0	27,000	1,998.0	1.0
.45 Cal SMG	10,600	577.7	10,600	577.7	1.0
105mm How	2,400	123,840.0	2,154	111,146.4	0.9
Pyrotechnics	20	20.2	20	20.2	1.0
Total		144,489.7		126,884.34	

**FA Btry. 105mm How**

7.92mm Rifle	1,380	102.12	2,300	170.2	1.67
7.92mm LMG	6,000	444.0	6,000	444.0	1.0

## IV. 彈藥再補給容量

## 重迫擊砲營

運輸種類	3 迫擊砲連 (發數)	勤務連 (發數)	全營 (發數)
彈藥車	80	480	720

## V. 彈藥補給諸元——野戰砲兵團105榴榴彈砲

彈藥種類	彈藥基數		基本裝載量		
	發數	重量 (磅)	發數	重量 (磅)	逐日彈藥 需用單位

## 野砲團—105榴榴彈砲

7.92 榴步鎗	19,320	1,429.68	32,200	2,382.5	1.67
7.92 榴輕機關鎗	87,000	6,438.0	87,000	6,438.0	1.0
.45 口徑手提機關鎗	34,800	1,896.6	34,800	1,896.6	1.0
105 榴榴彈砲	7,200	371,520.0	6,462	333,439.2	0.9
信號彈	65	65.65	65	65.65	1.0
共計		381,349.93		344,222.25	

## 野砲營—105榴榴彈砲

7.92 榴步鎗	6,060	448.44	10,100	747.4	1.67
7.92 榴輕機關鎗	27,000	1,998.0	27,000	1,998.0	1.0
.45 口徑手提機關鎗	10,600	577.7	10,600	577.7	1.0
105 榴榴彈砲	2,400	123,840.0	2,154	111,146.4	0.9
信號彈	20	20.2	20	20.2	1.0
共計		144,489.7		126,884.34	

## 野砲連—105榴榴彈砲

7.92 榴步鎗	1,380	102.12	2,300	170.2	1.67
7.92 榴輕機關鎗	6,000	444.0	6,000	444.0	1.0

.45 Cal SMG	2,000	109.0	2000	109.0	1.0
105mm How	800	41,280.0	311	16,047.6	0.4
Pyrotechnics	5	5.05	5	5.05	1.0
Total		41,940.17		16,775.85	

### VI. Ammunition Resupply Capacity FA Bn, 155mm How.

ITEM	5th Section How Btry	Service Btry	Total Bn
Truck 2½ ton	2	9	15
Trailer, 1 ton	2	9	15
Transport Capacity (lbs)	14,000	63,000	105,000
Rounds	271	1221	2034

### VII. Ammunition Supply Data FA Regt. 155mm How.

TYPE AMMUNITION	UNIT OF FIRE		BASIC LOADS		
	Rounds	Weight (lbs)	Rounds	Weight (lbs)	Unit of Fire

#### FA Regt, 155mm How

7.92mm Rifle	13,260	981.24	22,100	1635.4	1.67
7.92mm LMG	60,000	4,440.00	60,000	4440.0	1.0
.45 Cal SMG	24,200	1,318.90	24,200	1318.90	1.0
155mm How	3,600	378,000.00	2,244	235,620.0	0.62
Pyrotechnic	45	45.45	45	45.45	1.0
Total		384,785.59		243,059.75	

.45 口徑手提機關槍	2,000	109.0	2,000	109.0	1.0
105 榴榴彈砲	800	41,280.0	311	16,047.6	0.4
信號彈	5	5.05	5	5.05	1.0
共 計		41,940.17		16,775.85	

## VI. 彈藥再補給容量——155 榴榴彈砲野戰砲營

項 目	每連之第五班	雜 務 連	全 營
卡車, 2½ 噸	2	9	15
拖車, 1 噸	2	9	15
運輸量(磅)	14,000	63,000	105,000
發 數	271	1221	2034

## VII. 彈藥補給表——155 榴榴彈砲野戰砲兵團

彈 藥 種 類	彈 藥 基 數		基 本 裝 載 量		
	發 數	重 量 (磅)	發 數	重 量	逐日彈藥 需用單位

## 野戰砲兵團——155 榴榴彈砲

7.92 榴步槍	13,260	981.24	22,100	1,635.4	1.67
7.92 輕機關槍	60,000	4,440.00	60,000	4,440.0	1.0
.45 口徑手提機關槍	24,200	1,318.90	24,200	1,318.90	1.0
155 榴榴彈砲	3,600	378,000.00	2,244	235,620.0	0.62
信號彈	45	45.45	45	45.45	1.0
共 計		384,785.59		243,059.75	



## FA Bn 155mm How

7.92mm Rifle	6,060	448.44	10,100	747.4	1.67
7.92mm LMG	27,000	1,998.0	27,000	1,998.0	1.0
.45 Cal SMG	10,600	577.7	10,600	577.7	1.0
155mm How	1,800	189,000.0	1,122	117,810.0	0.62
Pyrotechnics	20	20.2	20	20.2	1.0
Total		192,044.34		121,153.3	

## FA Btry, 155mm How

7.92mm Rifle	1,380	102.12	2,300	107.2	1.67
7.92mm LMG	6,000	444.0	6,000	444.0	1.0
.45 Cal SMG	2,000	109.00	2,000	109.00	1.0
155mm How	600	63,000.00	174	18,270.0	0.3
Pyrotechnics	5	5.05	5	5.05	1.0
Total		63,660.17		18,998.25	

## VIII. Ammunition Resupply Capacity FA Bn, 155mm How

ITEM	5th Section How Btry	Service Battery	Total Bn
Trucks, 2½ ton	2	9	15
Trailer, 1 ton	2	9	15
Transport Capacity (lbs)	1,4000	63,000	105,000
Rounds	134	600	1,002

## 野戰砲兵營——155 榴彈砲

7.92 輕步槍	6,060	448.44	10,100	747.4	1.67
7.92 輕機關槍	27,000	1,998.0	27,000	1,998.0	1.0
.45 口徑手提機關槍	10,600	577.7	10,600	577.7	1.0
155 榴彈砲	1,800	189,000.0	1,122	117,810.0	0.62
信號彈	20	20.2	20	20.2	1.0
共 計		192,044.34		121,153.3	

## 野戰砲兵連——155 榴彈砲

7.92 輕步槍	1,380	102.12	2,300	170.2	1.67
7.92 輕機關槍	6,000	444.00	6,000	444.0	1.0
.45 口徑手提機關槍	2,000	109.00	2,000	109.0	1.0
155 榴彈砲	600	63,000.00	174	18,270.0	0.3
信號彈	5	5.05	5	5.05	1.0
共 計		63,660.17		18,998.25	

## VIII. 彈藥再補給容量——野戰砲兵營 155 榴彈砲

項 目	每連之第五班	雜 務 連	共 計 營
卡車，2½ 噸	2	9	15
拖車，1 噸	2	9	15
運輸量（磅）	14,000	63,000	105,000
發 數	134	600	1,002

**(II) SUPPLY OF FIELD ARMY****I. Class I Requirements For Field Army Units Per Day**

UNIT	Ration for Personnel (lbs)
Hq. Field Army	337.5
Signal Bn	1,012.5
Spec Serv Bn	561.0
Ord Wpns Maint Co	201.0
Evac Hospital	199.5

## 第二表 集團軍

## I. 集團軍所屬部隊每日所需之第一類補品

單位	每人所需之口糧 (磅)
總司令部	337.5
通訊營	1,012.5
特務營	561.0
軍械保養連	201.0
後送醫院	199.5

Units	Fuel and Lubricant Requirements							Motor Vehicles				Gasoline Capacity		
	Type Motor Vehicles						Total Vehicle Strength	Consumption in Moving Unit 100 Miles				Fuel Required to Fill Tanks		
	Car 5-Passenger	Truck 1/4 ton	Truck 3/4 ton	Truck 2 1/2 ton	Truck 4 ton	Truck 4 ton Wrecker		Vehicle Fuel (Gals.)	Engine Oil (Gals.)	Gear Lube (Pounds) (1)	Greases miscellane-ous (Pounds) (2)	Vehicle Tanks (Gals.)	5-Gal. Drums (Gals.)	Total
Field Army	3	55	64	94			216	2283.9	86.9	134.3	52.3	6553	1855	8408
Hq, Field Army	3	5	6	4			18	159.5	5.5	8.5	3.7	463	125	588
Signal Bn		47	55	68			170	1756.9	66.7	103.6	40.8	5075	1465	6540
Hq & Hq Co, Sig Bn		(16)	(6)	(9)			(31)	(284.5)	(10.4)	(14.9)	(7.1)	(780)	(230)	(1010)
1st Sig Co		(14)	(20)	(22)			(56)	(579.0)	(22.0)	(34.6)	(13.4)	(1690)	(490)	(2180)
2nd Sig Co		(12)	(18)	(30)			(60)	(667.2)	(25.8)	(40.2)	(15.0)	(1920)	(540)	(2460)
Radio Co		(5)	(11)	(7)			(23)	(226.2)	(8.5)	(13.9)	(5.3)	(685)	(205)	(885)
Ord Wpns Maint Co		2	2	14			18	235.2	9.4	14.2	5.0	650	170	820
Evac Hospital		1	1	8			10	132.3	5.3	8.0	2.8	365	95	460

(1) Gear Lubricate 齒輪滑潤 (2) Grease Miscellaneous 其他滑潤

II. 所需燃料及油料補給表

單位	汽車所需燃料及潤滑油量										汽油量			
	車輛之種類						所有車輛之總數	單位行駛 100 英里所需之油料				油箱所需之燃料		
	五乘人用車	1/4噸卡車	3/4噸卡車	2 1/2噸卡車	4噸卡車	4噸救濟車		車輛燃料(加侖)	機油(加侖)	剎車油(磅)	滑其潤油他(磅)	車輛油箱(加侖)	五加侖桶(加侖)	總數
集團軍	3	55	64	94			216	2283.9	86.9	134.3	52.3	6553	1855	8408
總部	3	5	6	4			18	159.5	5.5	8.5	3.7	463	125	588
通信營		47	55	68			170	1756.9	66.7	103.6	40.8	5075	1465	6540
營部及營部連		(16)	(6)	(9)			(31)	(284.5)	(10.4)	(14.9)	(7.1)	(780)	(230)	(1010)
第一通信連		(14)	(20)	(22)			(56)	(579.0)	(22.0)	(34.6)	(13.4)	(1690)	(490)	(2180)
第二通信連		(12)	(18)	(30)			(60)	(667.2)	(25.8)	(40.2)	(15.0)	(1920)	(540)	(2460)
無線電連		(5)	(11)	(7)			(23)	(226.2)	(8.5)	(13.9)	(5.3)	(685)	(205)	(885)
軍械修理連		2	2	14			18	235.2	9.4	14.2	5.0	650	170	820
後送醫院		1	1	8			10	132.3	5.3	8.0	2.8	365	95	460

**(III) SUPPLY OF ARMY****I. Transport Facilities Of Army Available For Supply.****Outline of Organization.****TRANSPORT Bn (Pack), ARMY.**

Facilities	Pack Company	Total (4 Pack Cos)
Pack Animals	32	128
Transport Capacity (Pounds)	3,840	15,360

**TRANSPORT REGIMENT (Porter), ARMY.**

Facilities	Transport Company		Transport Battalion	Transport Regiment
	One Platoon	Total Co. (4 plats)	Total (4 companies)	Total (4 Battalions)
Porters	27	108	432	1,728
Transport Capacity	1,620	6,480	25,920	103,680

**II. Class I Requirements For Army Per Day.**

Unit	Rations for Personnel (lbs)	Forage For Animals	
		Grain (lbs)	Hay (lbs)
ARMY	57,171.0	9,702.5	19,405.0
Army Hq	315.0	95.0	190.0
Signal Bn	589.5	170.0	350.0
Spec Serv Co	265.5	—	—
Engr Bn	858.0	440.0	880.0
FA Bn, 105mm How	1,003.5*	—	—
FA Btry, 105mm How	207.0	—	—
Trans Bn (Pack)	463.5	438.0	876.0
Trans Regt (Porter)	3,762.0	—	—
Trans Bn (Porter)	930.0	—	—
Trans Co (Porter)	214.5	—	—
Ord Wpns Maint Co	216.0	—	—
Field Hospital	202.5	40.0	80.0
Vet Det	40.5	15.0	30.0
3 Inf Divs	49,457.0	7,477.5	14,955.0

### 第三表 軍之補給

#### I. 軍可供補給用之運輸工具

編制大要

##### 軍之馱運營(騾馬)

部 隊 情 形	馱 載 連	全 營 (四馱運連)
騾 馬	32 匹	128
馱 載 量 ( 磅 )	3840	15,360

##### 軍之運輸團(輸卒)

部 隊 情 形	運 輸 連		運 輸 營	運 輸 團
	一 排	全 連 (共四排)	總數(共四連)	總數(共四營)
輸 卒	27	108	432	1,728
運 輸 量 ( 磅 )	1,620	6,480	25,920	103,680

#### II. 軍每日需第一類補給品量表

部 隊	人 員 之 口 糧 ( 磅 )	騾 馬 之 飼 料	
		穀 料 ( 磅 )	草 料 ( 磅 )
軍	57,171.0	9,702.5	19,405.0
軍部	315.0	95.0	190.0
通信營	589.5	170.0	350.0
特務連	265.5	—	—
工兵營	858.0	440.0	880.0
105 MM 野砲營	1,003.5	—	—
105 MM 野砲連	207.0	—	—
運輸營(馱載)	463.5	438.0	876.0
運輸團(輸卒)	3,762.0	—	—
運輸營(輸卒)	930.0	—	—
運輸連(輸卒)	214.5	—	—
軍械保養連	216.0	—	—
野戰醫院	202.5	40.0	80.0
獸醫隊	40.5	15.0	30.0
三步兵師	49,457.0	7,477.5	14,955.0

III. Fuel and Lubricant Requirements.

Unit	Fuel and Lubricant Requirements Motor Vehicles											Gasoline Capacity		
	Type Motor Vehicles						Total Vehicle Strength	Consumption in Moving Unit 100 Miles				Fuel Requirements to Fill Tanks		
	Car 5-Passenger	Truck 1/4 ton	Truck 3/4 ton	Truck 2 1/2 ton	Truck 4 ton	Truck 4-ton Wrecker		Vehicle (Gals.)	Engine Oil (Gals.)	Gear Lube (Lbs)	Greases miscellaneous (Lbs)	Vehicle Tanks (Gals)	5-Gal Drums (Gals.)	Total
Army	4	37	85	67		1	194	1992.4	74.2	119.8	45.4	5909	1715	7624
Army Hq.	4	5	12	7			28	259.7	9.2	14.9	5.9	779	215	994
Sign Bn.		2	2	2			6	58.8	2.2	3.4	1.4	170	50	220
Hq. & Hq. Co. Sign Bn.		(2)		(1)			(3)	(27.5)	(1.0)	(1.3)	(0.7)	(70)	(20)	(90)
2 Sig Cos, ea			(1)	(1)			(2)	(23.0)	(0.9)	(1.5)	(0.5)	(70)	(20)	(90)
Radio Co			(1)				(1)	(8.3)	(0.3)	(0.6)	(0.2)	(30)	(10)	(40)
Field Hospital			30				30	249.0	9.0	18.0	6.0	900	300	1200
Veterinary Detach			2				2	16.6	0.6	1.2	2.4	60	20	80
FA. Bn. MTZ 105mm		10	28	44		1	83	983.2	37.5	59.1	21.3	2810	780	3590
Hq. & Hq. Btry		(4)	(8)	(4)			(16)	(150.8)	(5.6)	(9.2)	(3.6)	(460)	(140)	(600)
3 How Btries, ea		(2)	(5)	(8)			(15)	(171.9)	(6.7)	(10.6)	(3.8)	(500)	(140)	(640)
Service Btry			(5)	(16)		(1)	(22)	(316.7)	(11.8)	(18.1)	(6.3)	(850)	(220)	(1070)
Ord Wpns Maint Co.		2	2	14			18	235.2	9.4	14.2	5.0	650	170	820
3 Inf Divs		18	9				27	189.9	6.3	9.0	5.4	540	180	720

III. 軍所需燃料及潤滑油料補給表

單位	汽車所需燃料及潤滑油量											汽油量		
	車輛種類						車輛總數	單位行進一百哩消耗油量				油箱時所需裝載油量		
	五人用乘車	1噸半車	2噸半車	4噸半車	4噸(救濟車)	汽油(加侖)		機油(加侖)	剎車油(磅)	其他滑油(磅)	車輛裝油箱(加侖)	五加侖油箱(加侖)	總數	
軍	4	37	85	67		1	194	1992.4	74.2	119.8	45.4	5909	1715	7624
軍部	4	5	12	7			28	259.7	9.2	14.9	5.9	779	215	994
通信營		2	2	2			6	58.8	2.2	3.4	1.4	170	50	220
營部及營部連		(2)		(1)			(3)	(27.5)	(1.0)	(1.3)	(0.7)	(70)	(20)	(90)
二通信連(各)			(1)	(1)			(2)	(23.0)	(0.9)	(1.5)	(0.5)	(70)	(20)	(90)
無線電連			(1)				(1)	(8.3)	(0.3)	(0.6)	(0.2)	(30)	(10)	(40)
野戰醫院			30				30	249.0	9.0	18.0	6.0	900	300	1200
獸醫隊			2				2	16.6	0.6	1.2	2.4	60	20	80
105 MM 機械化野砲營		10	28	44		1	83	983.2	37.5	59.1	21.3	2810	780	3590
營部及營部連		(4)	(8)	(4)			(16)	(150.8)	(5.6)	(9.2)	(3.6)	(460)	(140)	(600)
三野砲連(各)		(2)	(5)	(8)			(15)	(171.9)	(6.7)	(10.6)	(3.8)	(500)	(140)	(640)
勤務連			(5)	(16)		(1)	(22)	(316.7)	(11.8)	(18.1)	(6.3)	(850)	(220)	(1070)
軍械保養連		2	2	14			18	235.2	9.4	14.2	5.0	650	170	820
三步兵師		18	9				27	189.9	6.3	9.0	5.4	540	180	720



**IV. Ammunition Supply Data Army.**

Type of Ammunition	UNIT OF FIRE		BASIC LOADS		
	Rounds	Weight (lbs)	Rounds	Weight (lbs)	Unit of Fire

**Army HQ, Signal Bn, Spec Serv Co., Trans Bn, Trans Regt.**

7.92mm Rifle	32,940	2,437.56	54,900	4,062.6	1.6
7.92mm LMG	18,000	1,332.00	9,072	671.4	0.5
.45 Cal SMG	44,400	2,419.80	22,200	1,209.9	0.5
Total		6,189.36		5,943.9	

**Engineer Bn(1)**

Sub-Total		3,692.94		3,594.1	
-----------	--	----------	--	---------	--

**FA Bn, MTZ, 105mm How**

7.92mm Rifle	6,060	448.44	10,100	747.4	1.6
7.92mm LMG	27,000	1,998.00	27,000	1,998.0	1.0
.45 Cal SMG	10,600	577.7	10,600	577.7	1.0
105mm How	2,400	123,840.0	2,154	111,146.4	0.9
Pyrotechnics	20	20.2	20	20.2	1.0
Total		126,884.34		114,489.7	

**Three Infantry Divisions**

Sub-Total		660,199.83		527,466.9	
-----------	--	------------	--	-----------	--

**Transport Battalion (Pack) (2)**

72mm Pack How			640	14,720	0.52(3)
Total				14,720	

**Transport Regt (Porter) (2)**

7.92mm LMG			129,000	9,546.0	0.90(3)
.45 Cal SMG			100,800	5,488.0	0.90(3)

## IV. 軍之彈藥補給諸元

彈藥種類	彈藥基數		基準載重量		
	發數	重量 (磅)	發數	重量 (磅)	彈藥基數

## 軍部，通信營，特務連，運輸營，運輸團（輸卒）

7.92mm 步鎗	32,940	2,437.56	54,900	4,062.6	1.6
7.92mm 輕機鎗	18,000	1,332.00	9,270	671.4	0.5
.45 衝鋒鎗	44,400	2,419.80	22,200	1,209.9	0.5
		6,189.36		5,943.9	

## 工 兵 營 (1)

共		3,692.94		3,594.1	
---	--	----------	--	---------	--

## 105 mm 機械化野砲營

7.92mm 步鎗	6,060	448.44	10,100	747.4	1.6
7.92mm 輕機鎗	27,000	1,998.00	27,000	1,998.0	1.0
.45 衝鋒鎗	10,600	577.7	10,600	577.7	1.0
105mm 榴彈砲	2,400	123,840.0	2,154	111,146.4	0.9
火箭砲	20	20.2	20	20.2	1.0
		126,884.34		114,489.7	

## 三 步 兵 師

		660,199.83		527,466.9	
--	--	------------	--	-----------	--

## 運 輸 營 (2)

75mm 山砲			640	14,720	0.52(3)
				14,720	

## 運 輸 團 (輸卒) (2)

7.92mm 輕機鎗			129,000	9,546.0	0.90(3)
.45 衝鋒鎗			100,800	5,488.0	0.90(3)

60mm Mortar			1584	7128.0	0.94(3)
Total				22,162.0	

**Army**

Sub-Total		796,966.47		688,376.6	
-----------	--	------------	--	-----------	--

(1) See Basic Loads and U/F of Engr Bn, Inf div, for details.

(2) Basic Load Carried for Other Units.

(3) Totals Expressed in Units of Fire for Army as a whole.

**V. Basic Loads, Transportation Regt (Porter), Army,  
Transport Regt (Porter)**

Item	1st 2nd 3rd Bns (1)		4th Bn (2)		Total Regt	
	Quantity	Wt (lbs)	Quantity	Wt (lbs)	Quantity	Wt (lbs)
7.92mm LMG	36,000	2,664	21,000	1,554	129,000	9,546
.45 Cal SMG	25,200	1,372	25,200	1,372	100,800	5,488
60mm Mortar	528	2,376			1,584	7,128
Total		6,412		2,926		22,162
Rice		18,144		15,432		69,864

(1) One Bn carries for each Infantry Division.

(2) One Bn carries for Army Troops.

**VI. Basic Loads, Transport Bn (Pack), Army,  
Transport Bn (Pack). (1)**

Item	1st 2nd 3rd Cos.		4th Co.		Total Bn.	
	Quantity	Wt (lbs)	Quantity	Wt (lbs)	Quantity	Wt (lbs)
75mm How	160	3,680	160	3,680	640	14,720
Total Bn		3,680				14,720

(1) Bn carries ammunition for each FA Bn, 75mm Pack.

60mm 迫擊砲			1,584	7,128.0	0.94(3)
				22,162.0	

## 軍

合 計		796,966.47		688,376.6	
-----	--	------------	--	-----------	--

(1) 參閱步兵師工兵營之基準載重量及彈藥基數以明詳情

(2) 爲其他部隊馱運之基準載重

(3) 彈藥基數項下數字係以全軍爲準則

## V. 軍運輸團之基本裝載量

## 運輸團 (輪卒)

項 目	第一,二,三營(1)		第 四 營(2)		全 團 總 數	
	發 數	重量 (磅)	發 數	重量 (磅)	發 數	重量 (磅)
7.92MM 輕機槍	36,000	2,664	21,000	1,554	129,000	9,546
.45 衝鋒槍	25,200	1,372	25,200	1,372	100,800	5,488
60MM 迫擊砲	528	2,376			1,584	7,128
		6,412		2,926		22,162
米		18,144		15,432		69,864

(1) 一營爲一個步兵師載運

(2) 一營爲軍直屬部隊載運

## VI. 軍馱運營之基準載量

## 運輸營 馱載(1)

項 目	第一,二,三連		第 四 連		全 營 總 數	
	發 數	重量 (磅)	發 數	重量 (磅)	發 數	重量 (磅)
75MM 山砲	160	3,680	160	3,680	640	14,720
全 營 總 數		3,680				14,720

(1) 營爲每一75mm 山砲營運彈藥

**VII. Ammunition Resupply Capacity.****FA Bn, Mtz, 105mm How**

ITEM	5th Section How Btry, ea	Service Battery	Total Bn
Truck, 2½ ton	2	9	
Trailer, 1 Ton	2	9	
Transport Capacity (lbs)	14,000	63,000	105,000
Rounds	271	1,221	2,034

## VII. 彈藥重新補給量表

## 105mm 機械化榴彈砲營

項目	山砲營第五班 (各)	勤務連	全營總數
2½噸卡車	2	9	
1噸拖車	2	9	
運輸量 磅)	14,000	63,000	105,000
發數	271	1,221	2,034

**(IV) SUPPLY OF INFANTRY DIVISION****I. Transport Facilities Available For Supply.****(a) Infantry Division.****Transport Battalion (Porter), Inf Div**

Facilities	Transport Company		Transport Bn (Total-4 Companies)
	One Platoon	Total Company (4 Platoons)	
Porters	27	108	432
Transport Capacity (Pounds)	1,620	6,480	25,920

**(b) Infantry Regiment****Transport Co—Inf Regt**

Facilities	Transport Platoon	Total Company (4 Platoons)
Porters	27	108
Transport Capacity	1,620	6,480

**II. Class I Requirements For Inf Div Per Day**

Unit	Rations for Personnel (lbs)	Forage for Animals	
		Grain (lbs)	Hay (lbs)
INF DIV	16,485.5	2,492.5	4,985.0
Div Hq Co	193.5	—	—
Rcn Co	283.5	—	—
Signal Co	334.5	140.0	280.0
Spec Serv Co	265.5	—	—
Engr Bn	858.0	440.0	880.0
Engr Co	229.5	22.5	54.0
Trans Co, Engr Bn	320.0	360.0	720.0
Trans Bn (Porter)	930.0	—	—
Trans Co (Porter)	214.5	—	—
Med Bn	480.0	—	—
FA Bn, 75mm How	1,152.0	690.0	1,380.0
FA Btry, 75mm How	309.0	202.5	405.0
3 Inf Regts	11,988.0	1,222.5	2,445.0
Inf Regt	3,996.0	407.5	815.0
Inf Bn	1,002.0	65.0	130.0
Rifle Co	265.5	—	—

## 第四表 步兵師

### I. 可供補給用之運輸情形

#### (a) 步兵師

#### 步兵師之運輸營(輸卒)

部 隊 情 形	運 輸 連		運 輸 營 (共四連)
	一 排	全 連 (共四排)	
輸 卒	27	108	432
運 輸 量 (磅)	1,620	6,480	25,920

#### (b) 步兵團

#### 步兵團運輸連

部 隊 情 形	運 輸 排	全 連 (共四排)
輸 卒	27	108
運 輸 量	1,620	6,480

### II. 步兵師每日所需第一類補給品量

部 隊	人員之口糧 (磅)	騾 馬 之 飼 料	
		穀 料 (磅)	草 料 (磅)
步兵師	16,485.0	2,492.5	4,985.0
師部連	193.5	---	---
搜索連	283.5	---	---
通信連	334.5	140.0	280.0
特務連	265.5	---	---
工兵營	858.0	440.0	880.0
工兵連	229.5	22.5	54.0
工兵營運輸連	320.0	360.0	720.0
運輸營(輸卒)	930.0	---	---
運輸連(輸卒)	214.5	---	---
衛生大隊	480.0	---	---
75 mm 榴彈砲營	1,152.0	690.0	1,380.0
75 mm 榴彈砲連	309.0	202.5	405.0
三步兵團	11,988.0	1,222.5	2,445.0
步兵團	3,996.0	407.5	815.0
步兵營	1,002.0	65.0	130.0
步兵連	265.5	---	---



Unit	Fuel and Lubricant Requirements-Motor Vehicles										Gasoline Capacity			
	Type Motor Vehicles						Total Vehicle Strength	Consumption in moving a unit 100 miles				Fuel required to fill tanks.		
	Car 5-Passenger	Truck 1/4 ton	Truck 3/4 ton	Truck 2 1/2 ton	Truck 4 ton	Truck 4-ton Wrecker		Vehicle fuel (gals)	Engine oil (gals)	Gear lube (lbs)	Greases miscellaneous (lbs)	Vehicle tanks (gals)	5-gal drums (gals)	Total
Infantry Division		6	3				9	63.3	2.1	3.0	1.8	180	60	240
Div Hq Co		(3)					(3)	(19.2)	(0.6)	(0.6)	(0.6)	(45)	(15)	(60)
3 Inf Regts, ea		(1)	(1)				(2)	(14.7)	(0.5)	(0.8)	(0.4)	(45)	(15)	(60)
Regt Hq		(1)					(1)	(6.4)	(0.2)	(0.2)	(0.2)	(15)	(5)	(20)
Comm Plat			(1)				(1)	(8.3)	(0.3)	(0.6)	(0.2)	(30)	(10)	(40)

III. 所需燃料及潤滑油料之補給

單位	汽車所需燃料及潤滑油量										汽油容量			
	車輛之種類						車輛總數	隊部行進一百哩之消耗量				油桶載滿所需油量		
	五人用乘車	1/4噸卡車	3/4噸卡車	2 1/2噸卡車	4噸卡車	4噸大卡車(救濟車)		汽油(加侖)	機油(加侖)	剎車油(磅)	其他潤滑油(磅)	車輛油箱(加侖)	五加侖汽油箱	總數
步兵師		6	3				9	63.3	2.1	3.0	1.8	180	60	240
師部連		(3)					(3)	(19.2)	(0.6)	(0.6)	(0.6)	(45)	(15)	(60)
三步兵團(各)		(1)	(1)				(2)	(14.7)	(0.5)	(0.8)	(0.4)	(45)	(15)	(60)
團部		(1)					(1)	(6.4)	(0.2)	(0.2)	(0.2)	(15)	(5)	(20)
通信排			(1)				(1)	(8.3)	(0.3)	(0.6)	(0.2)	(30)	(10)	(40)

#### IV. Ammunition Supply Data—Infantry Division

TYPE AMMUNITION	UNIT OF FIRE		BASIC LOADS		
	Rounds	Weight (lbs)	Rounds	Weight (lbs)	Units of Fire

##### Div. Hq & Hq Co. Spec Serv Co., Signal Co. Transport Bn (1)

7.92mm Rifle	17,400	1,287.6	29,000	2,146	1.6
7.92mm LMG	18,000	1,332.0	9,072	671.33	0.5
.45 Cal SMG	17,400	948.3	8,700	474.2	
Pyrotechnics	10	10.1	10	10.1	1.0
Sub-Total		3,578.0		3,301.63	

##### Reconnaissance Co

7.92mm Rifle	4,800	355.2	8,000	592.00	1.6
7.92mm LMG	18,000	1,332.0	9,072	671.33	0.5
.45 Cal SMG	10,800	588.6	5,400	294.30	0.5
Sub-Total		2,275.8		1,557.63	

##### Engineer Battalion

7.92mm Rifle	20,160	1,491.84	33,600	2,486.4	1.6
7.92mm LMG	24,000	1,776.0	12,096	895.1	0.5
.45 Cal SMG	7,800	425.1	3,900	212.6	0.5
Sub-Total		3,692.94		3,594.1	

##### FA Battalion, 75mm Pack How

7.92mm Rifle	12,720	941.28	21,200	1,568.8	1.6
7.92mm LMG	24,000	1,776.00	12,096	895.1	0.5
.45 Cal SMG	13,000	708.50	6,500	354.3	0.5
75mm Pack How	2,400	55,200.00	1,020	23,460.0	0.43
Pyrotechnics	20	20.20	20	20.2	1.0
Sub-Total		58,645.98		26,298.4	

## IV. 步兵師之彈藥補給諸元

彈藥之種類	彈藥基數		基準裝載量		
	發數	重量(磅)	發數	重量(磅)	彈藥基數

## 師部，師部連，特務連，通信連，運輸營(1)

7.92mm 步鎗	17,400	1,287.6	29,000	2,146	1.6
7.92mm 輕機鎗	18,000	1,332.0	9,072	671.33	0.5
.45 衝鋒鎗	17,400	948.3	8,700	474.2	
信號彈	10	10.1	10	10.1	1.0
共 計		3,578.0		3,301.63	

## 搜 索 連

7.92mm 步鎗	4,800	355.2	8,000	592.00	1.6
7.92mm 輕機鎗	18,000	1,332.0	9,072	671.33	0.5
.45 衝鋒鎗	10,800	588.6	5,400	294.30	0.5
共 計		2,275.8		1,557.63	

## 工 兵 營

7.92mm 步鎗	20,160	1,491.84	33,600	2,486.4	1.6
7.92mm 輕機鎗	24,000	1,776.0	12,096	895.1	0.5
.45 衝鋒鎗	7,800	425.1	3,900	212.6	0.5
共 計		3,692.94		3,594.1	

## 75mm 山 砲 營

7.92mm 步鎗	12,720	941.28	21,200	1,566.8	1.6
7.92mm 輕機鎗	24,000	1,776.00	12,096	895.1	0.5
.45 衝鋒鎗	13,000	708.50	6,500	354.3	0.5
75mm 山砲	2,400	55,200.00	1,020	23,460.0	0.43
信號彈	20	20.20	20	20.2	1.0
共 計		58,645.98		26,298.4	

**Transport Battalion (2)**

7.92mm LMG			48,000	3,552	0.78 (3)
.45 Cal SMG			30,600	1,666	0.75 (3)
37mm AT			300	1,500	0.73 (3)
60mm Mortar			504	2,286	0.88 (3)
81mm Mortar			156	2,184	0.83 (3)
Sub-Total				11,170	

**Three Infantry Regts**

Sub-Total		151,873.89		129,900.54	
-----------	--	------------	--	------------	--

**Infantry Division**

Total		220,066.61		175,822.3	
-------	--	------------	--	-----------	--

(1) Does not include part of basic load carried for other units.

(2) Basic load carried for other units.

(3) Totals expressed in units of fire, for Div as a whole.

**V. Ammunition Supply Data—Inf Regt & Other Units****Infantry Regt.**

TYPE AMMUNITION	UNIT OF FIRE		BASIC LOADS		
	Rounds	Weight (lbs)	Rounds	Weight (lbs)	Unit of Fire
7.92mm Rifle	85,380	6,318.12	1,42300	10,530.2	1.67
.30 Cal Rifle	6480	498.96	6,480	498.96	1.0
7.92mm LMG	83,000	6,142.00	56,832	4,205.57	0.68
.30 Cal HMG	36,000	2,772.00	56,000	4,312.0	1.6
.45 Cal SMG	53,800	2,932.10	34,100	1,858.0	0.63
.55 Cal AT	600	222.00	560	207.0	0.93
37mm AT	800	4,000.00	480	2,400.0	0.6
60mm Mortar	2,700	12,150.00	2,196	9,882.0	0.82
81mm Mortar	600	8,400.0	444	6,216.0	0.74
Grenade AT	2,160	6,699.0	870	2,697.0	0.4
Rocket AT	70	448.0	70	448.0	1.0
Pyrotechnics	45	45.45	45	45.45	1.0
Total		50,624.63		43,300.18	

## 運 輸 營 (2)

7.92mm 輕機槍			48,000	3,552	0.78 (3)
.45 衝鋒槍			30,600	1,666	0.75 (3)
37mm 戰防砲			300	1,500	0.73 (3)
60mm 迫擊砲			504	2,268	0.88 (3)
81mm 迫擊砲			156	2,184	0.83 (3)
共 計				11,170	

## 三 步 兵 團

共 計		151,873.89		129,600.54	
-----	--	------------	--	------------	--

## 步 兵 師

總 數		220,066.61		175,822.3	
-----	--	------------	--	-----------	--

- (1) 不包括爲其他部隊駁運之基準載重量。
- (2) 爲其他部隊駁運基準載重量。
- (3) 火力基數項下表示之總數係以全師爲準。

## V. 步兵團及其他部隊之彈藥補給諸元

## 步 兵 團

彈 藥 種 類	彈 藥 基 數		基 本 裝 載		
	發 數	重 量 (磅)	發 數	重 量 (磅)	火 力 基 數
7.92mm 步槍	85,380	6,318.12	142,300	10,530.2	1.67
.30 步槍	6,480	498.96	6,480	498.96	1.0
7.92mm 輕機槍	83,000	6,142.00	56,832	4,205.57	0.68
.30 機槍	36,000	2,772.00	56,000	4,312.0	1.6
.45 衝鋒槍	53,800	2,932.10	34,100	1,858.0	0.63
.55 戰防槍	600	222.00	560	207.0	0.93
37mm 戰防砲	800	4,000.00	480	2,400.0	0.6
60mm 迫擊砲	2,700	12,150.00	2,196	9,882.0	0.82
81mm 迫擊砲	600	8,400.0	444	6,216.0	0.74
戰防榴彈鎗	2,160	6,699.0	870	2,697.0	0.4
戰防擲彈筒	70	448.0	70	448.0	1.0
信號彈	45	45.45	45	45.45	1.0
總 數		50,624.63		43,300.18	

**Engineer Company**

7.92mm Rifle	6,120	452.88	10,200	754.8	1.6
7.92mm LMG	8,000	592.00	4,032	298.37	0.5
.45 Cal SMG	2,000	109.00	1,000	54.5	0.5
Total		1,153.88		1,107.67	

**VI. Basic Loads, Transport Bn, (Porter) Inf Div.  
Transport Bn (Porter)**

ITEM	1st, 2nd, & 3rd Cos (1) ea		4th Co. (2)		Total Bn	
	Quantity	Weight (lbs)	Quantity	Weight (lbs)	Quantity	Weight (lbs)
<b>CLASS V</b>						
7.92mm LMG	9,000	666	21,000	1,554	48,000	3,552
.45 Cal SMG	7,200	392	9,000	490	30,600	1,666
37mm AT	100	500			300	1,500
60mm Mortar	168	756			504	2,268
81mm Mortar	52	728			156	2,184
Total		3,042		2,044		11,170

**CLASS I**

RICE		2,820		3,360		11,820
------	--	-------	--	-------	--	--------

(1) One company Carries for each Inf Regt.

(2) One Company Carries for Div Troops.

**VII. Basic Loads Transportation Co., Inf. Regt  
Transport Co.**

ITEM	1st, 2nd, 3rd Plats, each (2)		4th Plat (2)		Total Company	
	Quantity	Weight (lbs)	Quantity	Weight (lbs)	Quantity	Weight (lbs)
<b>CLASS V</b>						
7.92mm LMG	5,000	370			15,000	1,110.0
.30 Cal HMG			8,000	616	8,000	616.0
.45 Cal SMG	1,800	98	1,800	98	7,200	392.0
.60mm Mortar	84	378			252	1,134.0
.55 Cal AT			160	59	160	59
Grenade AT	90	279	60	186	330	1,023.0

**CLASS I**

Rice		565.5		205.5		1,002.0
Sub-Total		1,390.5		1,164.5		5,336.0

(1) Company carries for each of the three Inf Bns.

(2) One platoon carries for each rifle Co. and one for the other units of the Bn.

## 工 兵 連

7.92mm 步槍	6,120	452.88	10,200	754.8	1.6
7.92mm 輕槍砲	8,000	592.00	4,032	298.37	0.5
.45 衝鋒槍	2,000	109.00	1,000	54.5	0.5
總 數		1,153.88		1,107.67	

## VI. 步兵師駐運營之基準載重表

## 運 輸 營 ( 輸 卒 )

項 目	第一,二,三連 (1) (各)		第四連 (2)		全 營 總 數	
	發 數	重 量 (磅)	發 數	重 量 (磅)	發 數	重 量 (磅)
第五類補給品						
7.92mm 輕機槍	9,000	666	21,000	1,554	48,000	3,552
.45 衝鋒槍	7,200	392	9,000	490	30,600	1,666
37mm 戰防砲	100	500			300	1,500
60mm 迫擊砲	168	756			504	2,268
81mm 迫擊砲	52	728			156	2,184
		3,042		2,044		11,170
第一類補給品						
		2,820		3,360		11,820

(1) 各以一連為各步兵團駐運

(2) 一連為師直屬部隊駐運

## VII. 步兵團運輸連之基本裝載表(1)

## 運 輸 連

項 目	第一,二,三 排 (各) (2)		第 四 排 (2)		全 連 總 數	
	發 數	重 量 (磅)	發 數	重 量 (磅)	發 數	重 量 (磅)
第五類補給品						
7.92mm 輕機槍	5,000	370			15,000	1,110.0
.30 機槍			8,000	616	8,000	616.0
.45 衝鋒槍	1,800	98	1,800	98	7,200	392.0
.60mm 迫擊砲	84	378			252	1,134.0
.55 戰防槍			160	59	160	59
戰防榴彈槍	90	279	60	186	330	1,023.0
第一類補給品						
米		565.5		205.5		1,002.0
		1,390.5		1,164.5		5,336.0

(1) 連為三營中之任一營駐運。

(2) 一排為各步兵連駐運一排為營之其他部隊駐運。

**VIII. Ammunition Resupply Capacity Fa Bn, 75mm Pack How**

UNIT	Rounds per Battery	Rounds per Bn
Am Sec	170	510
Firing Sec	100	300
Total	270	810

**(V) SUPPLY OF MICELLANEOUS UNITS****I. Antiaircraft Artillery Bn. Mbl.****a. Class III Data.**

ITEM	Total Battalion	Hq. & Hq. Btry.	4 AW Btries, ca
Truck $\frac{1}{4}$ Ton	15	(3)	(3)
Truck $\frac{3}{4}$ Ton	12	(4)	(2)
Truck $2\frac{1}{2}$ Ton	86	(10)	(19)
Total vehicle strength	113	(17)	(24)
Gasoline to move all vehicles 100 miles	1,459	(199)	(315)
Oil to move all vehicles 100 miles	58.2	(7.8)	(12.6)
Total gasoline capacity for all vehicles, gallons	5,285	(725)	(1,140)

**b. Ammunition Supply Data.**

TYPE AMMUNITION	UNIT OF FIRE		BASIC LOAD		
	Rounds	Tons	Rounds	Tons	Unit of Fire
.30 Cal Carbine	5,280	0.09	5,280	0.09	1.0
.30 Cal Rifle	89,100	3.76	89,100	3.76	1.0
.45 Cal Pistol & SMG	22,430	0.62	22,430	0.62	1.0
50 Cal MG	176,000	28.16	176,000	28.16	1.0
2.36" Rocket, AT	192	0.65	192	0.65	1.0
40mm Gun	9,600	32.32	9,600	32.32	1.0
Grenade, M-7	252	0.18	253	0.18	1.0
Total		65.78		65.78	1.0



## VIII. 75 mm 山砲之彈藥再補給表

部	隊	每連砲彈數	每營砲彈數
彈藥班		170	510
射擊班		100	300
總數		270	810

## 第五表 其他部隊之補給

## 1. 高射砲營(機動性)

## (a) 第三類諸元

項	目	各營總數	營部及連	四高射砲連每連所需
1	噸卡車	15	(3)	(3)
2	噸卡車	12	(4)	(2)
2½	噸卡車	86	(10)	(19)
	實有車輛總數	113	(17)	(24)
	所有車輛移動 100 英里所需之汽油	1,459	(199)	(315)
	所有車輛移動 100 英里所需之油類	58.2	(7.8)	(12.6)
	各種車輛所需之汽油總量，(加侖)	5,285	(725)	(1,140)

## (b) 彈藥補給諸元

彈藥種類	火力基數		基本載數		
	發數	噸	發數	噸	火力基數
.30 口徑馬槍	5,280	0.09	5,280	0.09	1.0
.30 口徑步槍	89,100	3.76	89,100	3.76	1.0
.45 手槍與衝鋒槍	22,430	0.62	22,430	0.62	1.0
50 口徑機關槍	176,000	28.16	176,000	28.16	1.0
2.36 吋戰防火箭砲	192	0.65	192	0.65	1.0
40mm 砲	9,600	32.32	9,600	32.32	1.0
手榴彈, M-7	252	0.18	253	0.18	1.0
總數		65.78		65.78	1.0

## II. Cavalry Rcn Sqd. Mecz.

### a. Class III Data.

ITEM	Total Sqd.	Hq. & Hq. Tr. & Serv. Tr.	3 Rcn Trs, ea	Assault Gun Troop	Light Tank Co.
Truck $\frac{1}{4}$ Ton	84	(11)	(33)	(2)	(2)
Truck $\frac{1}{2}$ Ton	18	(13)	(1)	(1)	(1)
Truck, Wkr	1	(1)			
Tanks, Light	20	(1)		(1)	(18)
Armored Car	40	(4)	(12)		
Half track vehicle	30	(9)	(4)	(8)	(1)
SP 75mm How	6			(6)	
Total	199	(39)	(40)	(18)	(22)
Gasoline to move all vehicles 100 miles	4,574	(721)	(570)	(743)	(1,340)
Oil to move all vehicles 100 miles	257.4	(32.7)	(27.6)	(46.2)	(95.7)
Total galsoline Capacity	13,389	(4,980)	(1,818)	(1,198)	(1,757)

### b. Class V Data.

TYPE AMMUNITION	UNIT OF FIRE		BASIC LOAD(1)		
	Rounds	Tons	Rounds	Tons	Unit of Fire
30 Cal Carbine	27,720	0.51			
30 Cal MG & Rifle	315,500	12.15			
45 Cal Pistol & SMG	41,000	1.01			
50 Cal MG	14,000	2.24			
2.36" Rocket AT	168	0.57			
60mm Mortar	2,700	6.08			
37mm Gun	6,000	15.00			
75mm How	1,800	20.70			
Total		58.26			

(1) Data not available

## 2. 騎兵搜索隊機械化

## (a) 第三類諸元

項 目	各營總數	營部及營部連	搜索連 每連所需	連衝鋒連	戰車連
¼ 噸卡車	84	(11)	(23)	(2)	(2)
½ 噸卡車	18	(13)	(1)	(1)	(1)
救濟卡車	1	(1)			
輕戰車	20	(1)		(1)	(18)
裝甲車	40	(4)	(12)		
半履帶式汽車	30	(9)	(4)	(8)	(1)
SP 75mm 山砲	6			(6)	
總 數	199	(39)	(40)	(18)	(22)
所有車輛移動 100 英里所需之汽油	4,574	(721)	(570)	(743)	(1,340)
所有車輛移動 100 英里所需之油類	257.4	(32.7)	(27.6)	(46.2)	(95.7)
汽油總量	13,389	(4,980)	(1,818)	(1,198)	(1,757)

## ( ) 第五類諸元

彈 藥 種 類	彈 藥 基 數		基 本 裝 載 量 (1)		
	發 數	噸	發 數	噸	火力基數
.30 口徑馬槍	27,720	0.51			
.30 口徑步槍與機關槍	315,500	12.15			
.45 手槍與衝鋒槍	41,000	1.01			
50口徑機關槍	14,000	2.24			
2.36 吋火箭筒	168	0.57			
60mm 迫擊砲	2,700	6.08			
37mm 砲	6,000	15.00			
75mm 山砲	1,800	20.70			
總 數		58.26			

(1) 諸元暫缺

**III. Chemical Bn. Mtz.****a. Class III Data.**

ITEM	Total Bn	Hq. & Hq. Det.	4 Weapons Cos., ca
Trucks $\frac{1}{4}$ Ton	134	(6)	(32)
Trucks $\frac{3}{4}$ Ton	11	(3)	(6)
Trucks $2\frac{1}{2}$ Ton	16	(12)	(1)
Total vehicles	161	(21)	(35)
Gasoline to move all vehicles 100 miles, gallons	1,184	(240)	(236)
Oil to move all vehicles 100 miles, gallons	39.7	(9.3)	(7.6)
Total gasoline capacity, gallons	3,940	(840)	(775)

**b. Class V Data.**

Type Ammunition	UNIT OF FIRE		BASIC LOAD		
	Rounds	Tons	Rounds	Tons	Unit of Fire
.30 Cal Carbine	27,180	0.52	45,300	0.80	1.67
.30 Cal Rifle	22,650	0.95	22,650	9.95	1.00
.45 Cal Pistol	30	0.00	63	0.00	2.10
.50 Cal MG	7,500	1.20	11,250	1.80	1.50
2.36" Rocket, AT	138	0.47	138	0.47	1.00
4.2" Chemical mortar (1)	2,880	48.00	3,828	63.80	1.33
Total		51.13		67.81	

(1) Mortar ammunition is 20% smoke & 80% HE shell.

**IV. Tank Battalion****a. Class III Data.**

ITEM	Total Bn	Hq. & Hq. Co	L Tk Co	3 M Tk Cos, ca	Serv Co
Trucks $\frac{1}{4}$ Ton	23	(12)	(2)	(2)	(3)
Trucks $\frac{3}{4}$ Ton	2				(2)
Trucks $2\frac{1}{2}$ Ton	39	(1)	(1)	(1)	(34)
Truck, wrecker	2				(2)
Half track vehicles	19	(14)	(1)	(1)	(1)
Tanks, Light	18		(18)		
Tanks, Medium	64	(5)		(19)	(2)
Total vehicles	167	(32)	(22)	(23)	(44)
Gasoline to move all vehicles 100 miles, gal.	11,952	(1,454)	(1,340)	(2,770)	(848)
Oil to move all vehicles 100 miles, gallons	852	(73)	(96)	(211)	(50)
Total gasoline capacity	27,087	(2,010)	(1,757)	(3,480)	(12,880)

## 3. 化學營(摩托)

## (a) 第三類諸元

項 目	全營總數	營部及連	四武器連 每一連
1 噸卡車	134	(6)	(32)
3/4 噸卡車	11	(3)	(6)
2 1/2 噸卡車	16	(12)	(1)
車輛總數	161	(21)	(35)
所有車輛移動 100 英里所需汽油(加侖)	1,184	(240)	(236)
所有車輛移動 100 英里所需油類(加侖)	39.7	(9.3)	(7.6)
汽油總量	3,940	(840)	(775)

## (b) 第五類諸元

彈 藥 種 類	彈 藥 基 數		基 本 裝 載 量		
	發 數	噸	發 數	噸	彈藥基數
.30 口徑馬槍	27,180	0.52	45,300	0.82	1.67
.30 口徑步槍	22,650	0.95	22,650	0.95	1.00
.45 手槍	30	0.00	63	0.00	2.10
.50 口徑機關槍	7,500	1.20	11,250	1.80	1.50
2.36 吋戰防火箭砲	138	0.47	138	0.47	1.00
4.2 吋化學迫擊砲 (1)	2,880	48.00	3,828	63.80	1.33
總 數		51.13		67.81	

(1) 迫擊砲之彈數 20% 為烟幕彈 80% 為榴彈

## 4. 戰車營

## (a) 第三類諸元

項 目	全營總數	營部與營部連	輕戰車連	三中型戰車連(各)	勤務連
1 噸卡車	23	(12)	(2)	(2)	(3)
3/4 噸卡車	2				(2)
2 1/2 噸卡車	39	(1)	(1)	(1)	(34)
救濟卡車	2				(2)
半履帶式汽車	19	(14)	(1)	(1)	(1)
輕戰車	18		(18)		
中型戰車	64	(5)		(19)	(2)
車輛總數	167	(32)	(22)	(23)	(44)
所有車輛移動 100 英里所需之汽油(加侖)	11,952	(1,454)	(1,340)	(2,770)	(848)
所有車輛移動 100 英里所需之油類(加侖)	852	(73)	(96)	(211)	(50)
汽油總量	27,087	(2,010)	(1,757)	(3,480)	(12,880)

**b. Class V Data**

TYPE AMMUNITION	UNIT OF FIRE		BASIC LOAD		
	Rounds	Tons	Rounds	Tons	Unit of Fire
.30 Cal Carbine	15,427	0.29	23,906	0.44	1.55
.30 Cal Rifle & MG	383,000	15.90	725,000	30.00	1.96
.45 Cal Pistol & SMG	89,830	2.20	101,150	2.47	1.13
.50 Cal MG	42,000	6.72	62,700	10.02	1.50
37mm Tank Gun	1,700	4.25	3,136	7.84	1.84
75mm Tank Gun	5,300	61.00	6,360	73.00	1.20
105mm How	1,200	30.60	939	23.94	7.08
81mm Mortar	600	3.30	706	3.90	1.18
Grenades	1,268	1.75	1,268	1.75	1.0
Mines	416	2.65	416	2.65	1.0
Projector, Signal	240	0.43	240	0.43	1.0
Rocket AT, 2.36"	204	0.69	425	1.51	2.08
Total		129.78		157.95	

**V. Light Tank Bn****a. Class III Data.**

ITEM	Total Bn.	Hq. & Hq. Co.	3 Tank Cos(L)ca	Service Co.
Truck, $\frac{1}{2}$ Ton	21	(12)	(2)	(3)
Truck, $\frac{3}{4}$ Ton	2			(2)
Truck, $2\frac{1}{2}$ Ton	23	(1)	(1)	(19)
Truck, 10 Ton	2			(2)
Half track vehicles	7	(13)	(1)	(1)
Tank Light	62	(6)	(18)	(2)
Total Vehicles	127	(32)	(22)	(29)
Gasoline to move all vehicles 100 miles, gal	5,221	(885)	(1,252)	(580)
Oil to move all vehicles 100 miles, gal	383	(57)	(96)	(38)
Total gasoline capacity for all vehicles	12,838	(1,604)	(1,757)	(5,863)

**b. Ammunition Data**

TYPE AMMUNITION	UNIT OF FIRE		BASIC LOAD (1)		
	Rounds	Tons	Rounds	Tons	Unit of Fire
30 Cal Carbine	13,020	0.24			
30 Cal MG & Rifle	375,000	14.41			
45 Cal Pistol & SMG	58,630	1.41			

## (b) 第五類諸元

彈藥種類	彈藥基數		基本裝載量		
	發數	噸	發數	噸	彈藥基數
.30 口徑馬槍	15,427	0.29	23,906	0.44	1.55
.30 口徑步槍與機關槍	383,000	15.90	725,000	30.00	1.96
.45 手槍與衝鋒槍	89,830	2.20	101,150	2.47	1.13
.50 口徑機關槍	42,000	6.72	62,700	10.02	1.50
37mm 戰防砲	1,700	4.25	3,136	7.84	1.84
75mm 戰防砲	5,300	61.00	6,360	73.00	1.20
105mm 山砲	1,200	30.60	939	23.94	7.08
81mm 迫擊砲	600	3.30	706	3.90	1.18
手榴彈	1,268	1.75	1,268	1.75	1.0
地雷	416	2.65	416	2.65	1.0
信號槍	240	0.43	240	0.43	1.0
2.36 火箭筒	204	0.69	425	1.51	2.08
總數		129.78		157.95	

## V. 輕戰車營

## (a) 第三類諸元

項目	各營總數	司令部與司令部連	輕戰車連各連所需	勤務連
½ 噸卡車	21	(12)	(2)	(3)
¾ 噸卡車	2			(2)
2½ 噸卡車	23	(1)	(1)	(19)
10 噸卡車	2			(2)
半履帶車	17	(13)	(1)	(1)
輕戰車	62	(6)	(18)	(2)
車輛總數	127	(32)	(22)	(29)
所有車輛移動 100 英里所需之汽油 (加侖)	5,221	(885)	(1,252)	(580)
所有車輛移動 100 英里所需之油類 (加侖)	383	(57)	(96)	(38)
所有車輛所需之汽油總量	12,838	(1,604)	(1,757)	(5,863)

## (b) 彈藥諸元

彈藥種類	彈藥基數		基本裝載量 (1)		
	發數	噸	發數	噸	火力基數
30 口徑馬槍	13,020	0.24			
30 口徑機關槍與步槍	375,000	14.41			
45 手槍與衝鋒槍	58,630	1.41			

50 Cal MG	10,000	1.60		
37mm Tank Gun	5,900	14.75		
2.36" Rocket AT	220	0.75		
75mm How SP	900	10.35		
81mm Mortar	300	1.71		
Total		45.22		

(1) Data not available

## VI. Tank Destroyer Bn (Towed)

### a. Class III Data

ITEM	Total Bn	Hq. & Hq. Co	3 Tank Destroyer Cos, ca
Trucks $\frac{1}{4}$ Ton	57	(15)	(14)
Trucks $\frac{3}{4}$ Ton	9	(9)	
Trucks $1\frac{1}{2}$ Ton	9		(3)
Trucks $2\frac{1}{2}$ Ton	16	(13)	(1)
Trucks, wreckers	1	(1)	
Armored, car	14	(8)	(2)
Half track vehicles	36		(12)
Motor cycles, Solo	11	(8)	(1)
Total	153	(54)	(33)
Gasoline to move all vehicles 100 miles, gal	2,129	(614)	(505)
Oil to move all vehicles 100 miles, gal	92.6	(28.7)	(21.3)
Total gasoline capacity	6,025	(2,033)	(1,331)

### b. Class V Data

TYPE OF AMMUNITION	UNIT OF FIRE		BASIC LOAD		
	Rounds	Tons	Rounds	Tons	Unit of Fire
.30 Cal carbine	21,600	0.36	100,500	1.73	4.77
.30 Cal MG & Rifle	125,550	5.02	188,060	7.61	1.59
.45 Cal Pistol & SMG	59,630	1.46	144,303	3.97	2.32
.45 Cal MG	17,500	3.17	66,500	12.05	3.80
.37mm Gun AT	400	1.00	400	1.00	1.00
2.36" Rocket AT	426	1.44	1,410	4.80	3.32
3" Gun AT	2,700	52.39	2,440	47.35	0.90
Grenade AT	702	0.94	106	0.14	0.14
Pyrotechnics	360	0.15	1,296	0.56	3.73
Signal, ground	170	0.70	612	0.26	3.71
Total		66.00		79.47	



50 口徑機關鎗	10,000	1.60		
37mm 戰防砲	5,900	14.75		
2.36 吋戰防擲彈筒	220	0.75		
75mm 山砲 SP	900	10.35		
81mm 迫擊砲	300	1.71		
總 數		45.22		

## (1) 諸元暫缺

## VI. 戰車防禦營(拖曳)

## a. 第三類補給諸元

項 目	全營總數	營 部 與 連	三戰車防禦連 各連之所需
1/4 噸卡車	57	(15)	(14)
3/4 噸卡車	9	(9)	
1 1/2 噸卡車	9		(3)
2 1/2 噸卡車	16	(13)	(1)
救濟卡車	1	(1)	
裝甲車	14	(8)	(2)
半履帶式汽車	36		(12)
機踏車(單人)	11	(8)	(1)
總 數	153	(54)	(33)
所有車輛移動 100 英里所需之汽油, 加侖	2,129	(614)	(505)
所有車輛移動 100 英里所需之油類, 加侖	92.6	(28.7)	(21.3)
汽油總數	6,025	(2,033)	(1,331)

## 6. 第三類諸元

彈 藥 種 類	火 力 基 數		基 本 載 重 量		
	發 數	噸	發 數	噸	火力基數
.30 口徑馬槍	21,600	0.36	100,500	1.73	4.77
.30 口徑機關鎗與步槍	125,550	5.02	188,060	7.61	1.59
.45 手槍與衝鋒槍	59,630	1.46	144,303	3.97	2.32
.45 口徑機關鎗	17,500	3.17	66,500	12.05	3.80
.37mm 戰防砲	400	1.00	400	1.00	1.00
2.36 吋戰防擲彈筒	426	1.44	1,410	4.80	3.32
3 吋戰防砲	2,700	52.39	2,440	47.35	0.90
戰防手榴彈	702	0.94	106	0.14	0.14
火箭	360	0.15	1,296	0.56	3.73
信號彈	170	0.70	612	0.26	3.71
總 數		66.00		79.47	

## CHAPTER V

### Characteristics of Materiel

1 Weapons	2 Weight in firing position (lbs)	3 Sustained rate of fire (1) (rounds per minute)	4 Type Feed	5		
				Maximum Range (Yards)	Maximum effective Range (Yards)	Effective radius of fragmentation (Yards)
(a) Infantry weapons 2 7.92mm Rifle	8.5	10	Hand operated, clip Fed	3600	400	—
3 7.92mm LMG (Bren)	22	100	MAG. Fed	3600	800	—
4 .30 Cal Rifle	8.69	10	Hand operated, Clip fed	3600	600	—
5 .30 Cal HMG	91.75	125	Belt Fed	5000	1800	—
6 .45 Cal SMG	11	60	MAG. Fed	1600	100	—
7 .55 Cal AT Rifle	36	8	Hand operated, MAQ. Fed	—	300	—
8 37mm AT Gun	912	10	Hand operated, Breech loaded,	12050	1000	H.E. 10AP=0
9 60mm Mortar	42.0	18	Hand, Muzzle Loading	1985	(3)	17
10 82mm Mortar	—	18	Hand, Muzzle Loading	2500	(3)	25
11 Launcher, Rocket, 2.36"	18.50	4	Hand Loading	650	500	10—51(4)
12 Grenade AT, Launcher Grenade	3.10	4	Hand, Muzzle Loading	220(2)	220(2)	10
13 Grenade, Hand	—	4	—	50	50	(6)
(b) Artillery Weapons 14 75mm Pack How	1270	3	Hand, breech Loading	9490	8090	30×10
15 105mm How	4250	2	Hand, breech Loading	12150	10330	50×15
16 155mm How	11996	1	Hand, breech Loading	16350	13895	60×18
17 155mm Gun	30335	1	Hand, breech Loading	25715	21860	60×18
(c) Chemical wpns 18 4.2" Mortar	491(6)	5	Hand, Muzzle Loading	4400	4400(3)	40

- (1) For other than full automatic weapons, proficiency of personnel is a controlling factor. Time of performance which is limited by construction of weapon, heating and other conditions also influences prolonged performance.
- (2) The AT Grenade is effective at any range up to 220 yards. The Maximum accurate range when fired as a flat trajectory weapon is 75 yards.
- (3) Within limits of maximum range, observation is the controlling factor.
- (4) Effective against any known medium or light tank.
- (5) Casualty effect dependent upon confinement of area.
- (6) Weight for hand cart loaded with chemical mortar, complete.

## 兵器性能

1 兵器	2 於射擊位置時之重量 (磅)	3 每分鐘射數 (1)	4 裝填方式	5		
				最大射程 (碼)	最大有效射程 (碼)	破片威力半徑 (碼)
(甲) 步兵兵器 2 7.92 公厘步槍	8.5	10	用手操作, 彈夾裝填	3600	400	—
3 7.92 公厘輕機關槍	22	100	彈匣裝填	3600	800	—
4 .30 口徑步槍	8.69	10	用手操作, 彈夾裝填	3600	600	—
5 .30 口徑重機關槍	91.75	125	彈帶裝填	5000	1800	—
6 .45 口徑衝鋒槍	11	60	彈匣裝填	1600	100	—
7 .55 口徑戰車防禦槍	36	8	用手操作, 彈套裝填	—	300	—
8 37 公厘戰車防禦砲	912	10	用手操作, 砲門裝填	12050	1000	榴彈10, 穿甲彈0
9 60 公厘迫擊砲	42.0	18	用手操作, 砲口裝填	1985	(3)	17
10 82 公厘迫擊砲	—	18	用手操作, 砲口裝填	2500	(3)	25
11 2.36 吋火箭筒	18.50	4	用手裝填	650	500	10—51(4)
12 戰車防禦槍榴彈	3.10	4	用手操作, 筒口裝填	220(2)	220(2)	10
13 手榴彈	—	4	—	50	50	(6)
(乙) 砲兵兵器 14 七五山砲	1270	3	用手操作, 砲門裝填	9490	8090	30×10
15 一〇五榴彈砲	4250	2	全	12150	10330	50×15
16 一五五榴彈砲	11996	1	全	16350	13895	60×18
17 一五五公厘山砲	30335	1	全	25715	21860	60×18
(丙) 化學兵器 18 4.2 吋迫擊砲	491(6)	5	用手操作, 砲口裝填	4400	4400(3)	40

- (1) 除自動操作外, 操作之純熟係一重要因素, 射擊時間更因兵器之構造, 兵器射擊後發熱及其他條件而受限制。
- (2) 戰車防禦槍榴彈之有效射程係 220 碼作低伸彈道射擊時最大有效射程為 75 碼。
- (3) 於最大射程以內, 觀測係一重要因素。
- (4) 對任何中型及輕戰車均有效。
- (5) 殺傷能力視地區大小而定。
- (6) 化學迫擊砲連手車之總重。

## CHAPTER VI

## MISCELLANEOUS DATA

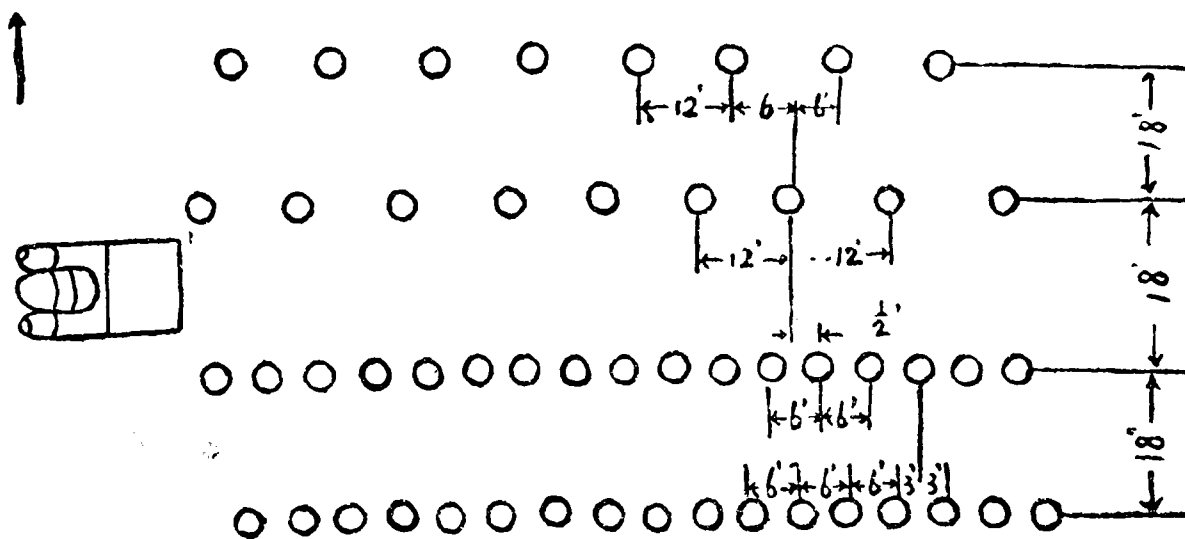
1. Antitank Mine<sup>1</sup> Fields.

(A). The Antitank mine field is the best quickly placed antimechanized obstacle. The purpose of a mine field is to impede<sup>2</sup> enemy mechanized vehicles. Mine fields are of two classes, hasty<sup>3</sup> and deliberate.<sup>4</sup> Their effectiveness is determined by their location and by the strength of covering fire as well as the type of field used.

(B). Hasty mine field. Laid in expectation of immediate attack. The primary object is immediate protection. The field is shallow in pattern<sup>5</sup>. Generally no provision is made for burying of mines, for activating selected mines, or for installation of antipersonnel mines.

- (1) Density<sup>6</sup>.— $1\frac{1}{2}$  mines per yard of mine field.
- (2) Records.—A location sketch of the mine field must be submitted to the next higher commander.
- (3) Guards.—Provision for warning friendly vehicles must be provided.
- (4) Removal.—On authority of the commander ordering the installation or higher authority.
- (5) Time.—Two squads can lay 1,000 yards of hasty mine field per hour if mines can be laid directly from a truck. (Mines not buried).
- (6) Pattern.—See figure. The pattern is merely a guide. Mines should be laid irregularly.

TO ENEMY



Hasty Mine Field Pattern

- (7) Construction.—Although two squads can lay 1,000 yards of hasty mine field per hour if mines are laid directly from a truck, considerable more time and labor are required if mines must be carried, if they are buried, or if they are placed at night.

Hasty Mine Field, Length .....	1,000 yards.
Number mines required .....	1,500 mines.
Weight mines required, about .....	$7\frac{1}{2}$ tons.
Placing only, by daylight .....	2 Squad-hours.
Placing and burying, soft soil .....	8 Squad-hours.
Placing and burying, medium soil .....	10 Squad-hours.
Placing and burying, hard soil .....	20 Squad-hours.
If trucks cannot travel the length of the mine field, the carrying of mines will require, for each 100 yards of carrying .....	3 Squad-hours.
If work is done at night, add to squad-hours .....	50%
If the operation is of great magnitude <sup>7</sup> , supply, and organization difficulties may increase squad-hour up to—100%.	

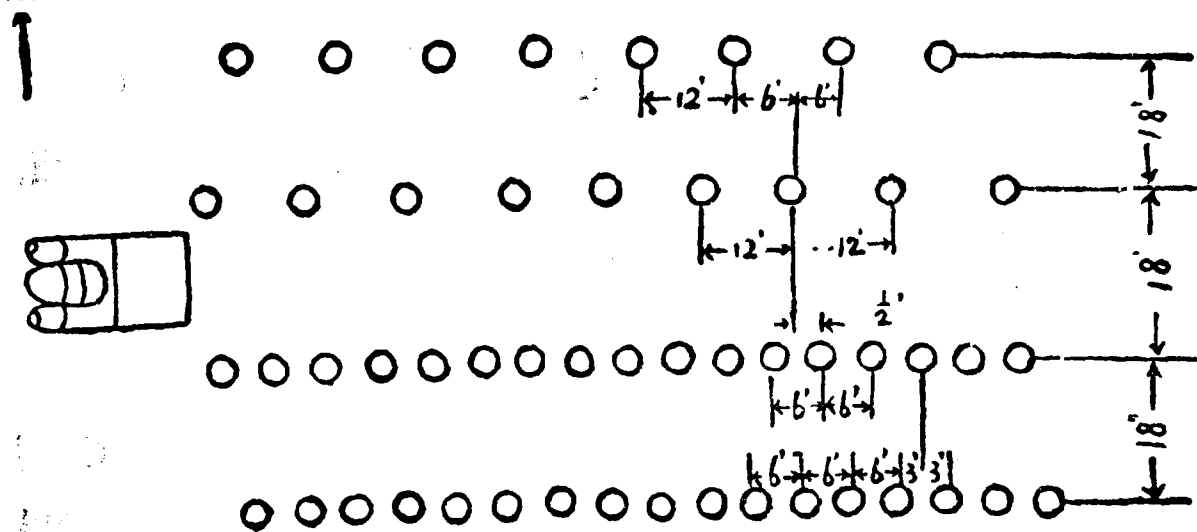
1. mine 地雷. 2. impede 阻滯,阻礙. 3. has'ty 臨時的. 4. del'berate 永久的.

## 第六章 其他諸元

### (I) 戰防地雷區

- (1) 戰防地雷區——為敷設迅速防禦機械化部隊之最妥善障礙物，地雷區之目的為阻滯敵裝甲車輛之進行；地雷區可分為二類，臨時性，與永久性。地雷區之有效程度視其位置、封鎖火力與敷設地區之種類而定。
- (2) 臨時地雷區——於預期敵立即攻擊時敷設；其主要目的為即時獲得掩護，地雷區之形式為淺窄者；通常對地雷之掩埋，特選地雷之爆破與殺傷地雷之佈置均無規定。
  - (a) 密度——地雷區每兩碼置地雷一個。
  - (b) 紀錄——地雷區之要圖須呈送上級指揮官。
  - (c) 衛兵——須預派衛兵警告友軍車輛。
  - (d) 清除——命令敷設之指揮官或更高級長官有命令時方可清除。
  - (e) 所需時間——如地雷可利用卡車載運，則兩班人員可於一小時內敷設 1000 碼之臨時地雷區。(地雷不埋)
  - (f) 圖形——見附圖，此圖中之圖形僅供參考之用，地雷敷設應為不規則。

敵向



臨時地雷區圖

- (g) 敷設——兩班人員雖能即將卡車載運之地雷於一小時間配置 1000 碼之地雷區，但如地雷須掩埋、搬運或須於夜間安放，則所需時間與人力即應增加。

臨時地雷區長度.....	1000 碼
所需地雷.....	1500 個
所需地雷重量約.....	7½ 噸
日間安放.....	2 班一小時
安放與掩埋，鬆土.....	8 班一小時
安放與掩埋，中等泥土.....	10 班一小時
安放與掩埋，堅土.....	20 班一小時
如卡車不能行至地雷區之長度，則地雷之搬運每 100 碼需.....	3 班一小時
如夜間工作則需於班小時增加 50%	

In general, mines will be uncased<sup>8</sup> and fused<sup>9</sup> at a forward supply point. This will require approximately 3 squad-hours for 1,500 mines.

(C)\* Deliberate mine field.—Laid when the time factor clearly permits. Emphasis<sup>10</sup> is placed on coordination with the overall defensive plan. The density is the same as in the hasty field. The principal differences are that the field is from 48 to 200 yards or more in depth, mines are buried or otherwise concealed, activated and antipersonnel mines may be added, and removal by the enemy is more difficult. A deliberate mine field is laid by Engineer troops by order of army, corps, or independent commanders as part of a coordinated system of antimechanized defense, and is removed only by order of like authorities. A deliberate mine field takes about 20 times longer to lay than a hasty mine field of the same length.

(D). Logistical data.—Vehicle carrying capacities for antitank mines are:

- (1) 2½-ton truck.—370 cased or 500 uncased mines.
- (2) 1½-ton truck.—220 cased or 300 uncased mines.
- (3) 1 - ton trailer.—150 cased or 200 uncased mines.

(E). Clearing mine fields.—5 to 10 mines per man-hour has been reported. This will vary between wide limits.

## 2. Factors For Conversion of Units.

- (1) To convert<sup>11</sup> miles to kilometers:  
Multiply the number of miles by 1.609.
- (2) To convert kilometers to miles:  
Multiply the number of kilometers by .6214
- (3) To convert meters to yards:  
Multiply the number of meters by 1.0936.
- (4) To convert yards to meters:  
Multiply the number of yards by 0.915.
- (5) To convert kilometers to yards:  
Multiply the number of kilometers by 1093.6.
- (6) To convert yards to kilometers:  
Multiply number of yards by 0.000915.
- (7) To convert pounds to tons:  
Multiply number of pounds by 0.0005.
- (8) To convert tons to pounds:  
Multiply number of tons by 2000.

---

8. *uncase* 去包裝. 9. *fuse* 裝上導火管.

如工作規模甚大，於供應與組織有困難時，則所需之班小時或須增加 100%。通常地雷於前方供應點去裝包與裝上導火管，每 1500 地雷約需 3 班一小時。

- (3) 永久地雷區——當時間許可時敷設之，特須著重者，為應與一般防禦計劃完全符合，密度與臨時地雷區相同。

主要分別為：縱深 48—200 碼以上，加以掩埋或掩蔽，殺傷與破壞地雷應錯綜敷設，使不易為敵人清除。永久地雷區由集團軍司令、軍長、或獨立單位指揮官，為配合防禦敵機械化部隊之計劃時，可投命工兵敷設，并須得此同等長官之命令始得清除之；敷設一永久地雷區較一臨時性者，需時多 20 倍。

- (4) 後勤計算學諸元：車輛載運戰防地雷容量：

- a. 2½ 噸卡車——有箱者 370 無箱者 500。
- b. 1½ 噸卡車——有箱者 220 箱無者 300。
- c. 1 噸拖車——有箱者 150 無箱者 200。

- (5) 清除：據報告每人每小時可清除 5 至 10 個地雷，但其伸縮性很大。

## (2) 英制與公制度量對照表

- (1) 英里換算公里：公里數乘 1.609
- (2) 公里換算英里：公里數乘 0.6214
- (3) 公尺換算英碼：公尺數乘 1.0936
- (4) 英碼換算公尺：英碼數乘 0.915
- (5) 公里換算英碼：公里數乘 1093.6
- (6) 英碼換算公里：英碼數乘 0.000915
- (7) 英磅換算美噸：磅數乘 0.0005
- (8) 美噸換算英磅：噸數乘 2000

**CHAPTER VII**  
**EVACUATION**  
**CASUALTIES, PRISONERS OF WAR, MAINTENANCE**  
**AND SALVAGE REPLACEMENT**

**1. CASUALTIES.****(a) Classification:**

(1) Non-battle casualties are those casualties requiring hospitalization from sickness and injuries not caused by battle.

The normal rate of non-battle casualties will approximate 1% of the total strength of the command.

One third of these will normally remain with their own organization for treatment, (Div), if requirements of combat are not too heavy on medical installations. The other two-thirds must be evacuated to the next higher echelon of medical service.

(2) Battle casualties are those injuries directly attributable<sup>1</sup> to battle causes.

	1	2	3	4	5
1.	UNIT	Average for all days in line	Severe <sup>2</sup> days battle	Maximum <sup>3</sup> days battle	Average days battle
2.	Infantry Regiment	2.5%	12-15%	35%	5%
3.	Infantry Division	1.0%	6-8%	12%	2.5%
4.	Army	0.5%	2-3%	5%	1.5%
5.	Field Army	0.35%	2%	2%	1%

In estimating battle casualties in an army, and estimate based on front line divisions engaged will usually be more accurate than if based on the army as a whole.

The average ratio of killed to wounded will be one man killed to every four wounded.

Experience in battle in different type operations will enable a staff officer to accurately estimate casualties to be expected in various operations.

Of casualties sustained<sup>4</sup>, on an average, 20% will be dead, 40% will be able to walk to medical installation and 40% will require transportation.

**2. MAINTENANCE.**

(1) The maintenance of vehicles and weapons is divided into the following echelons:

(a) First Echelon Maintenance is that maintenance which can be performed by the driver of the vehicle or the user of the weapon with the tools and equipment issued with and made available with each weapon and vehicle.

This type maintenance is part of a preventive maintenance system and is so called because it is designed to prevent unnecessary break down of the equipment.

(b) Second Echelon Maintenance is that maintenance performed by regiments and separate battalions and includes preventive maintenance, minor repairs, adjustments and replacement of unit assemblies within the limits of time, and light portable tools and equipment available.

First and Second echelon maintenance are known as organization maintenance.

1. *attributable* 以致,固有的. 2. *severe* 劇烈的.

## 第七章 後 送

### 傷亡，俘虜，保養及舊損補充

#### 1. 傷亡

##### (a) 類別：

1. 非戰鬥傷亡及患病及非作戰而受傷，須入院治療者：

普通非戰鬥傷亡率為全部隊兵力百分之一。

如戰鬥情況對於衛生設備之要求並不過份嚴重，則非戰鬥傷亡中三分之一通常可留在原屬部隊中治療（師），而其餘三分之二，必須後送至較高級之衛生部隊。

(b) 戰鬥傷亡乃直接由於戰鬥而致傷者。

	1	2	3	4	5
1.	部 隊	全作戰期 間內之平 均傷亡率	激 烈 戰 鬥 時 之 傷 亡 率	戰 鬥 中 最 高 之 傷 亡 率	戰 鬥 時 之 平 均 傷 亡 率
2.	步兵團	2.5%	12-15%	35%	5%
3.	步兵師	1.0%	6-8%	12%	2.5%
4.	軍	0.5%	2-3%	5%	1.5%
5.	集團軍	0.35%	2%	2%	1%

估計一軍之戰鬥傷亡時，普通以根據與敵接觸之第一線各師所得之估計，較諸以全軍為根據者為準確。

死與傷之平均比率，為死亡一人者對受傷四人者。在各種不同形式之戰鬥經驗，可使一參謀準確估計各種戰鬥中可能之傷亡。

負傷者平均遭遇，百分之廿死亡，百分之四十尙能步至醫務所，而餘百分之四十則須運送。

#### 2. 保養——車輛與武器之保養可分成下列各級：

(a) 第一級保養 係由車輛之駕駛或使用該武器者，藉其每武器及車輛所附有或發給之工具與器材，所能完成之保養。

此類之保養，即為防護保養制度之一部；其所以如此名之者，乃責成防止裝備不必要之損壞。

(b) 第二級保養 係由各團及各獨立營所完成之保養，此包括防護保養，較小之修理、整理，及於規定時間內，小組機件之配置，並備有輕便之工具與器材。

第一及第二級保養，即所謂部隊保養。



- (c) Third Echelon Maintenance is that maintenance performed by the division ordnance company. Third echelon maintenance includes the following:
- (1) Supply of unit assemblies and parts.
  - (2) Unit assembly replacement beyond capabilities of second echelon.
  - (3) Repairs involving use of mobile shop equipment and service of general mechanics.
  - (4) Evacuation of disabled material to third echelon shops.
  - (5) Evacuation to other service echelon shops of material beyond scope of 3rd Echelon facilities.
- (d) Fourth Echelon Maintenance is that maintenance performed by medium and heavy maintenance units. It includes the following.
- (1) Supply of unit assemblies and parts to all lower units.
  - (2) General overhaul<sup>5</sup> repair of vehicles, weapons unit, assemblies and parts.
- (e) Fifth Echelon Maintenance is that maintenance performed by Base Maintenance Units. It include complete rebuilding and reclamation of equipment.

(c) 第三級保養 乃係由師部軍械保養連所完成之保養。

第三級保養包括下列各項：

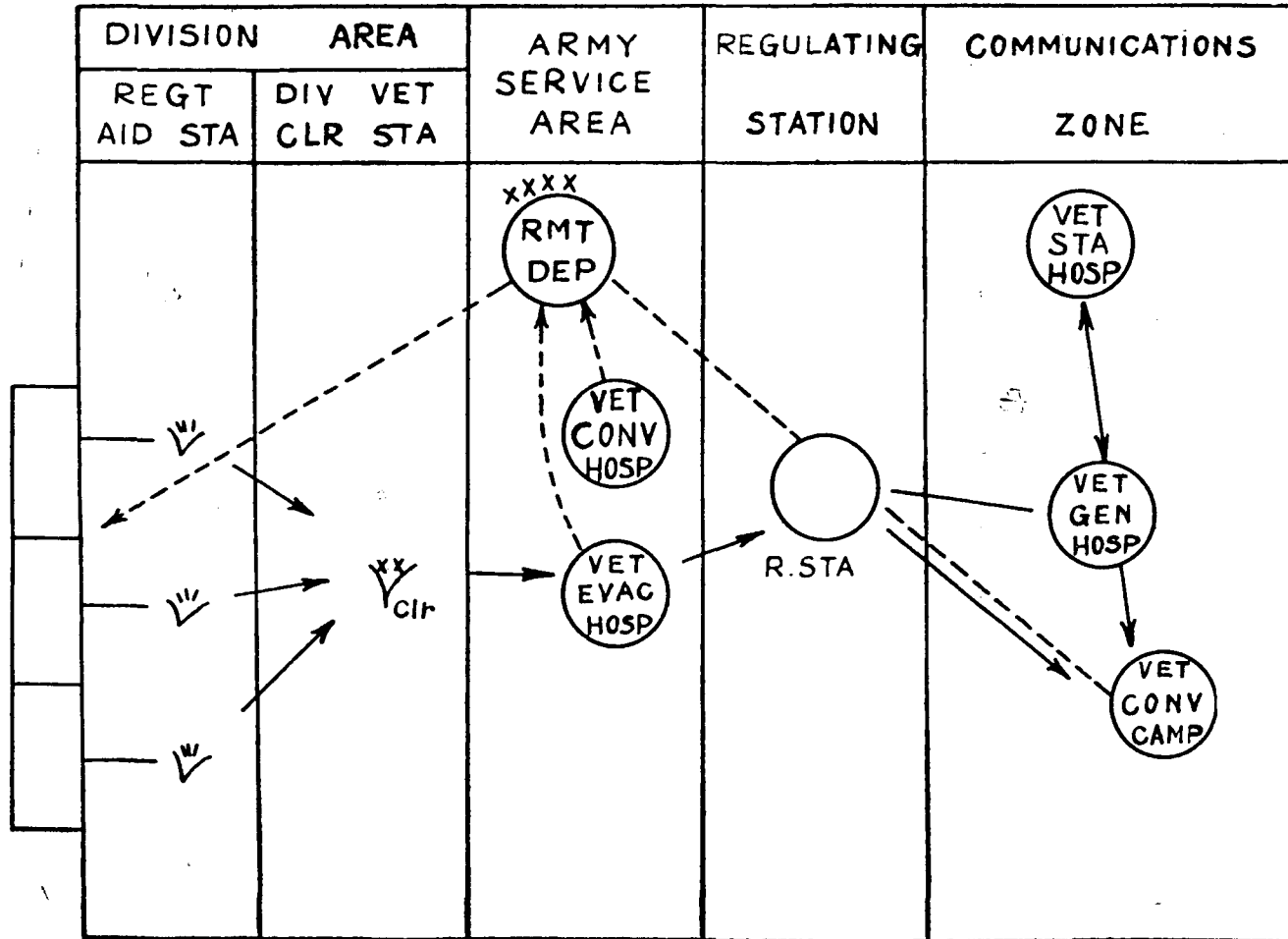
1. 小組機件與各部份器材之補給。
2. 第二級能力範圍以外小組機件之配置。
3. 包括須用流動工廠設備，與普通技工之修理工作。
4. 損毀器材之後送至第三級各工廠。
5. 第三級設備範圍以外器材之後送至其他各級工作廠。

(d) 第四級保養 係由中型及重型保養單位所完成之保養，包括下列各項：

1. 對各低級單位小組機件與各部份器材之補給。
2. 車輛武器，小組機件與零件之全部檢查與修理。

(e) 第五級保養 係由各基地保養單位所完成之保養，包括器材之完全重製與修改。

Diagram of Evacuation and Hospitalization of Animals



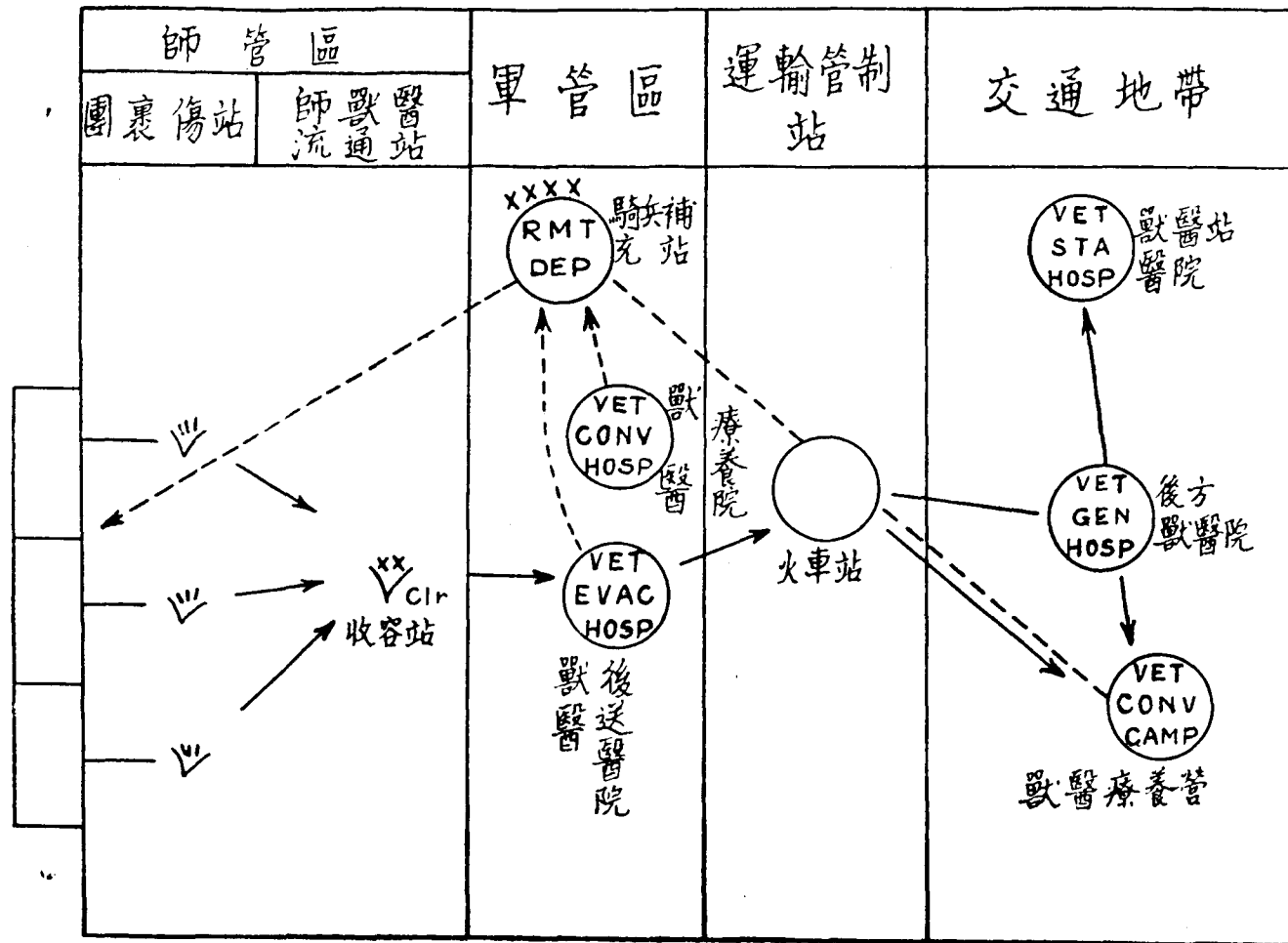
—————→ Evacuation

☞ Regt. Aid Sta.

- - - - -→ Return to Duty

☞clr Div. Clr. Sta.

### 圖解入院及後送之馬騾



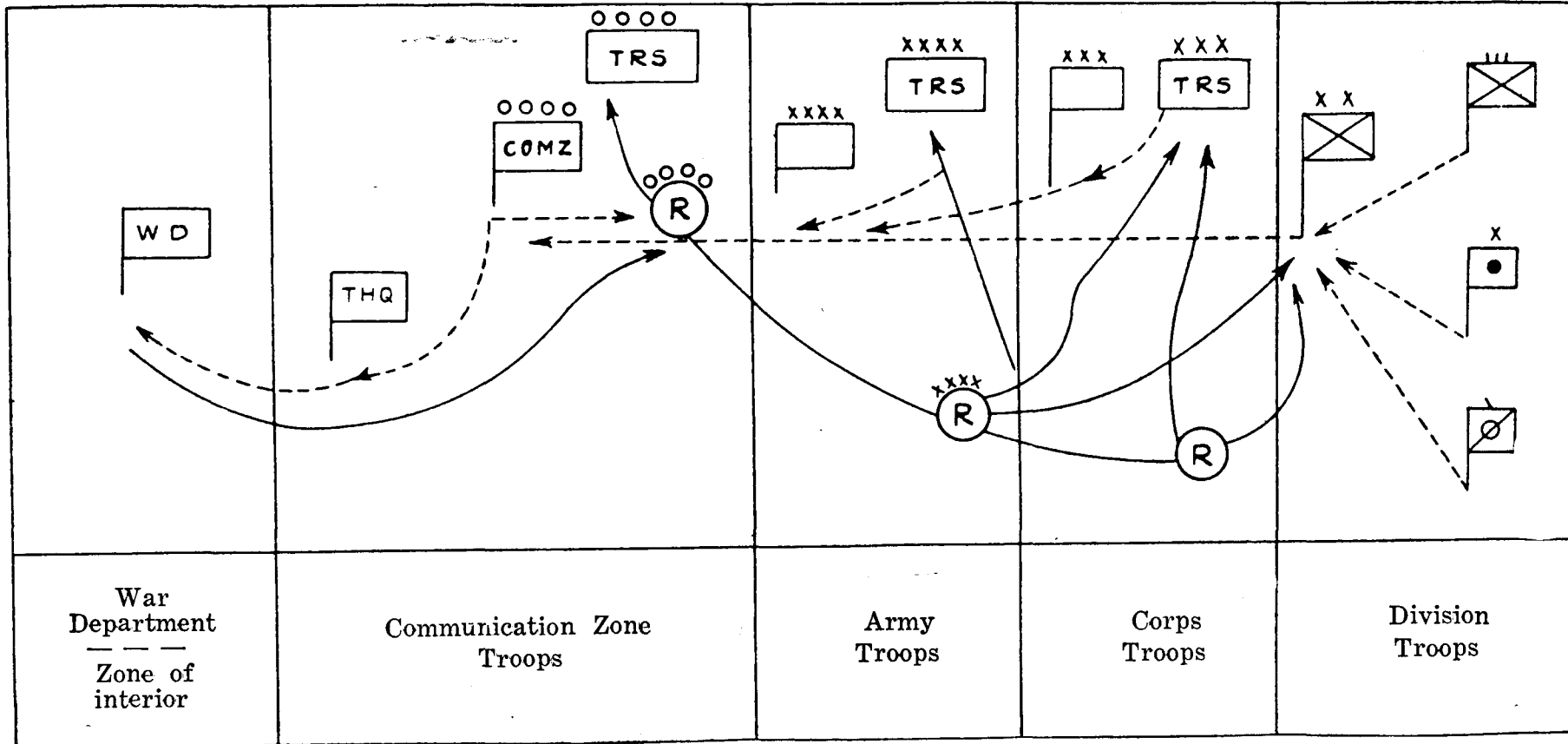
——→ 後送

∨ 團裏傷站

---→ 回役

XX 師收容所

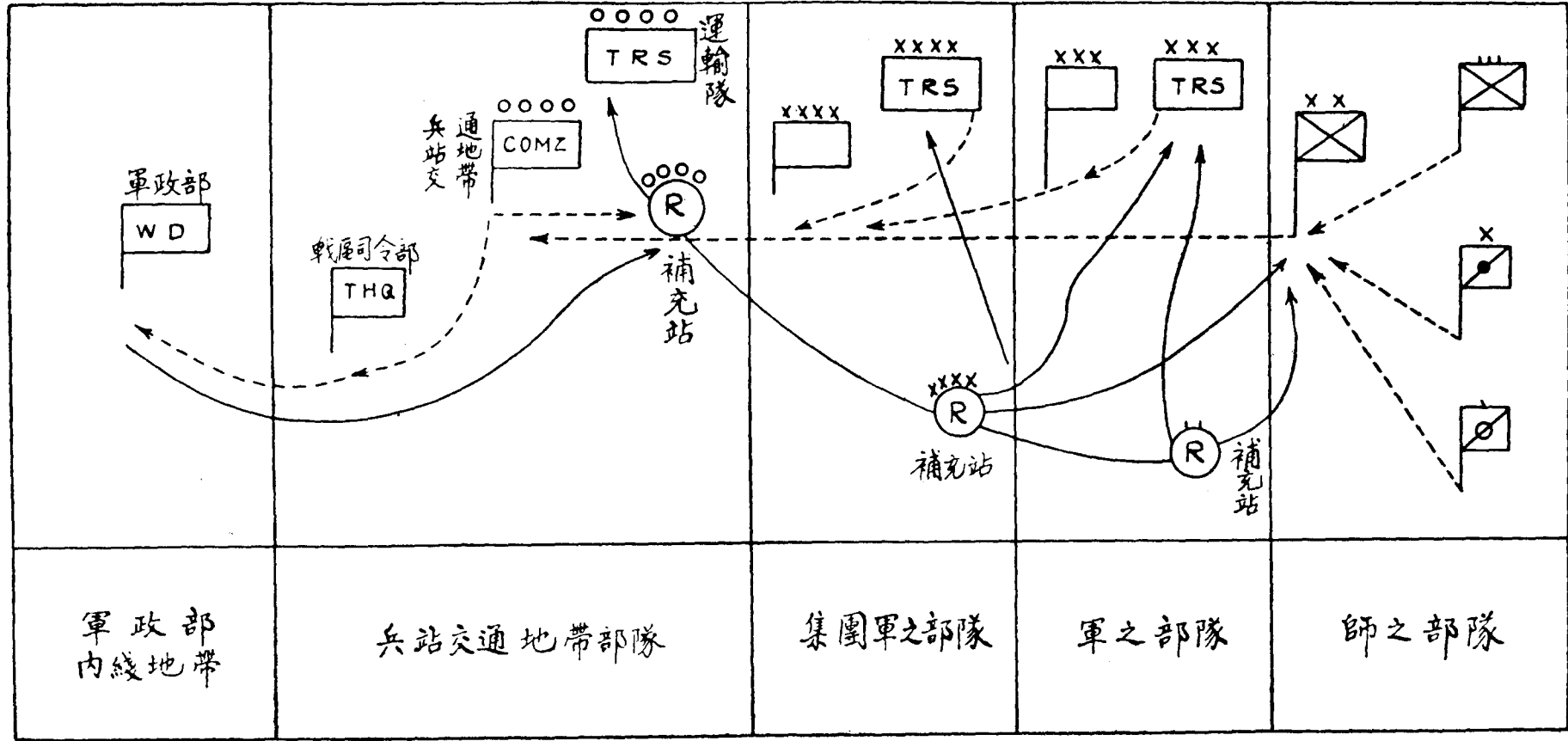
Diagram of Personnel Replacement System  
(Flow of Repl Requisitions & Repl)



-----> Requisitions  
 -----> Delivery of Repl.

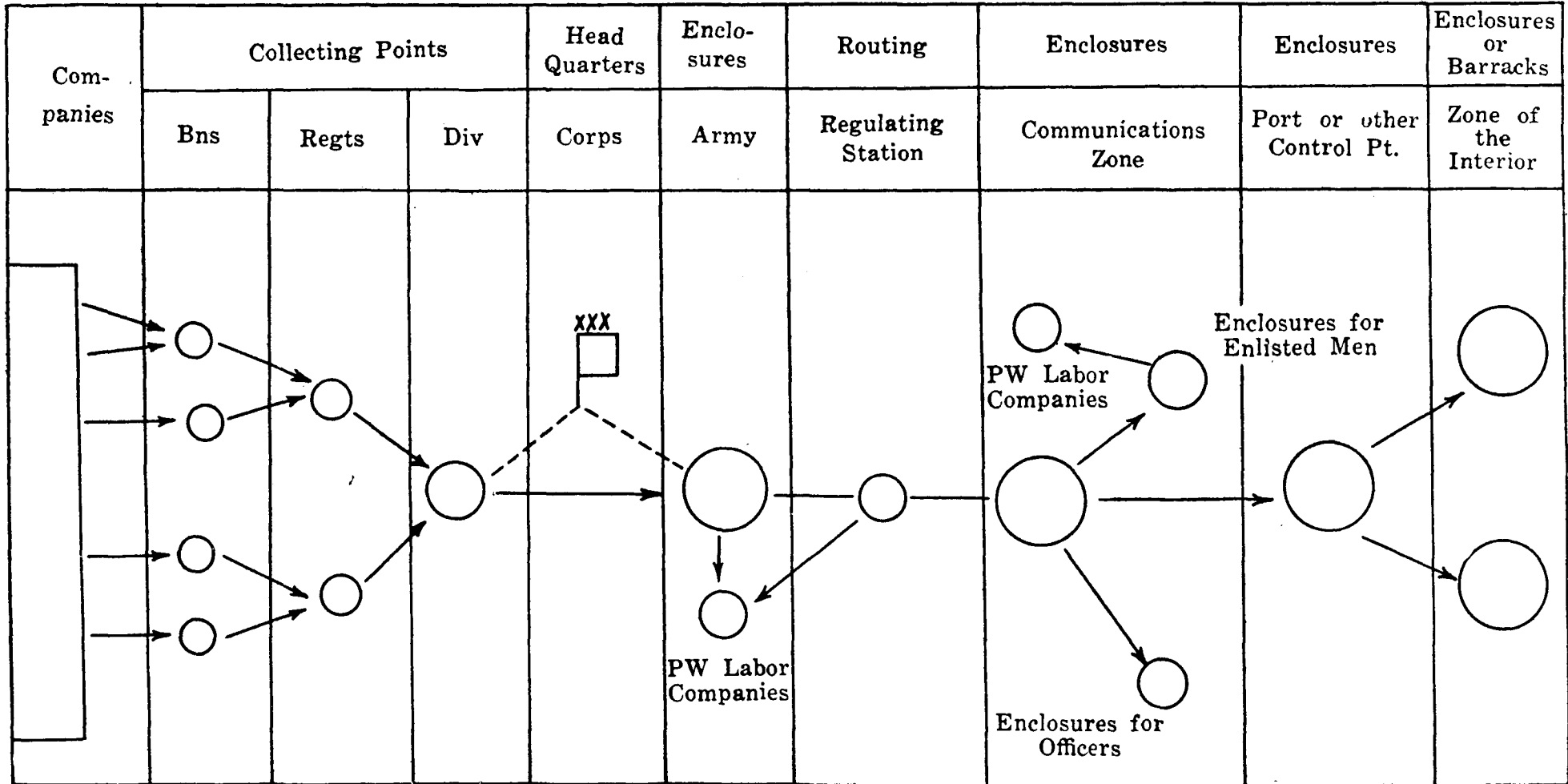
ⓧ & ⓪ Repl. Dep.

人員補充系統圖解 (申請補充及補充之運行)



-----> 申請  
 —————> 補充之分送  
 (X) (R) 与 (O) (R) 補充站

### Diagram of Evacuation of Prisoners of War



戰 俘 後 送 圖 解

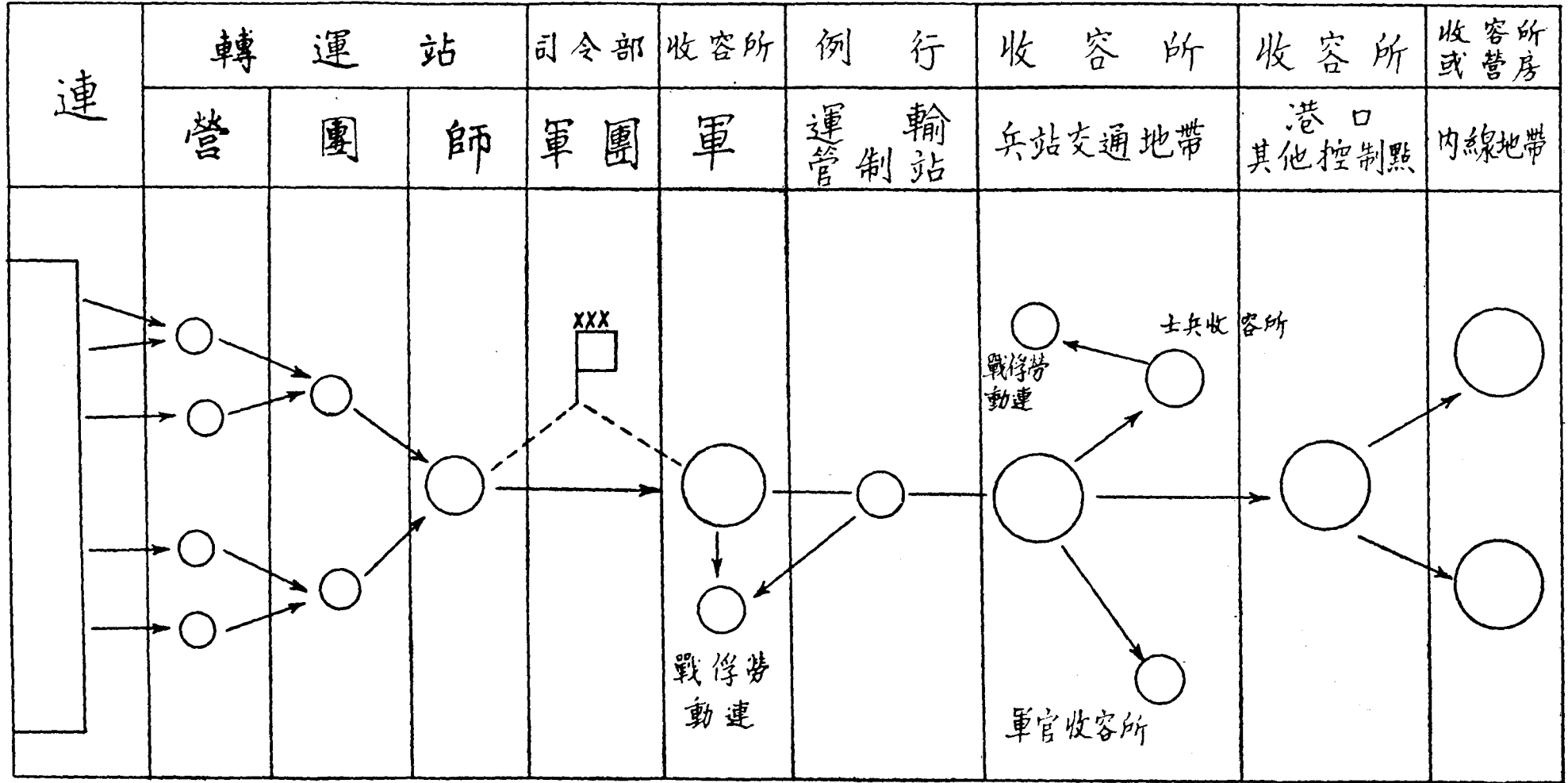
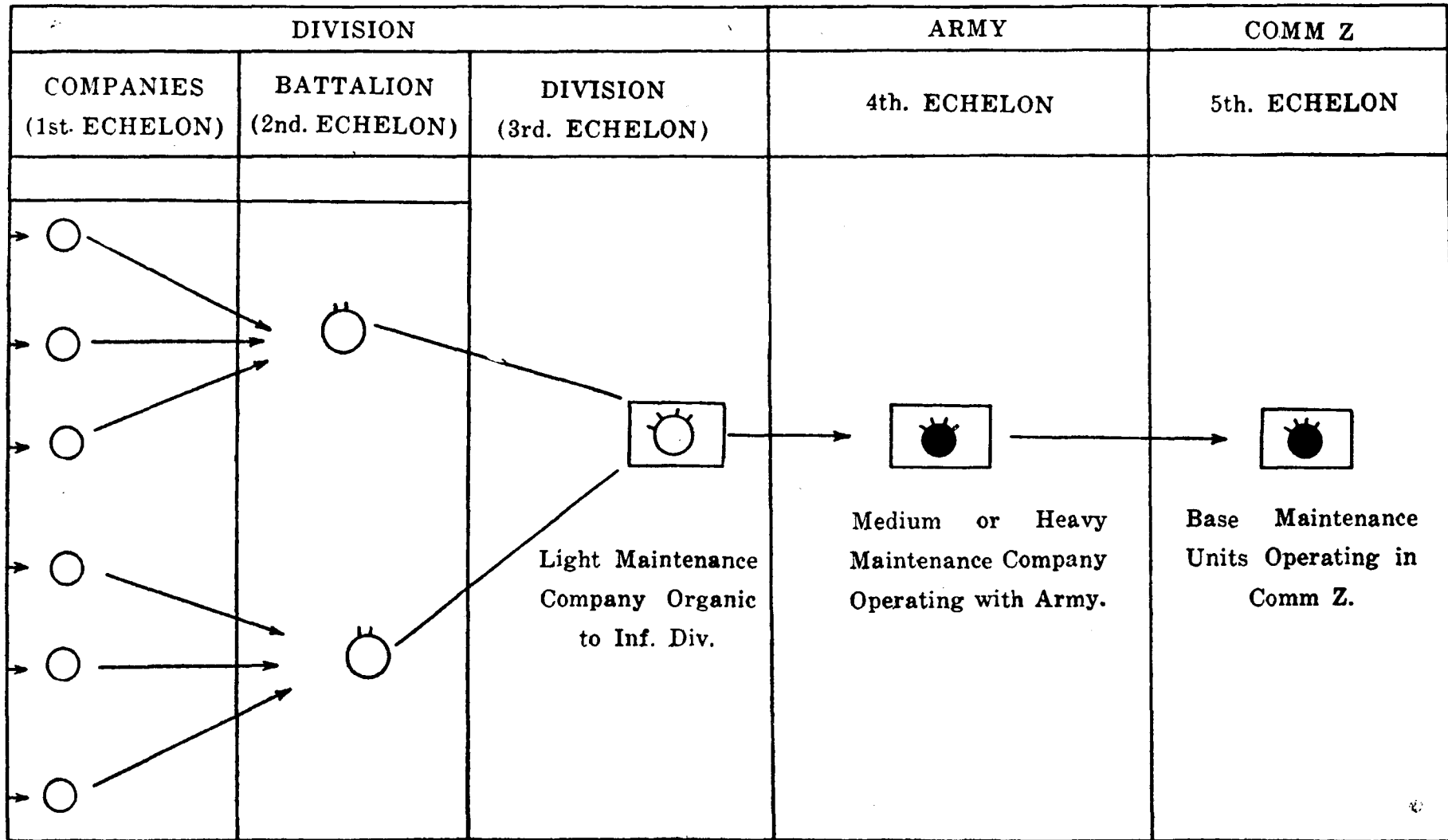
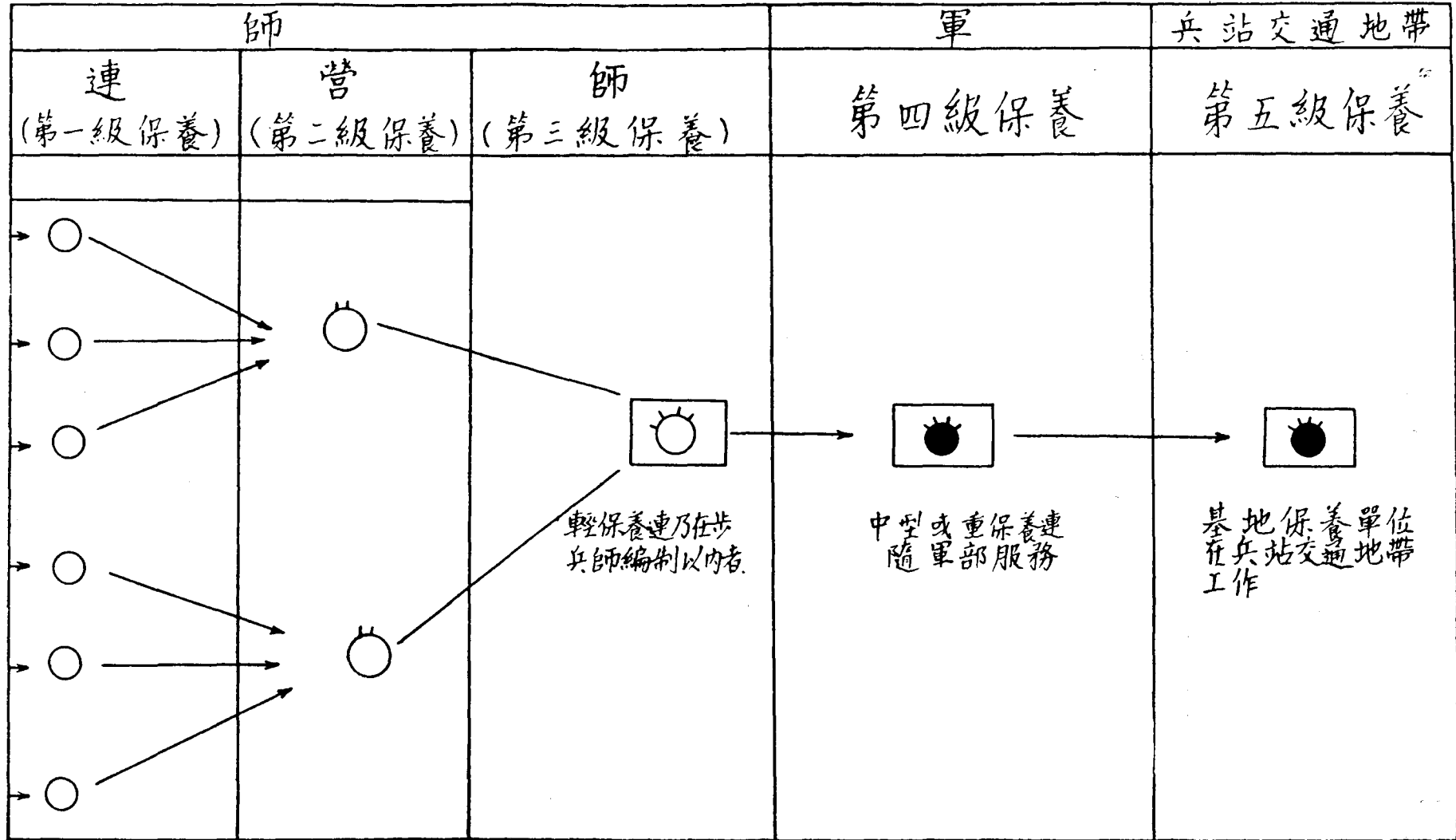




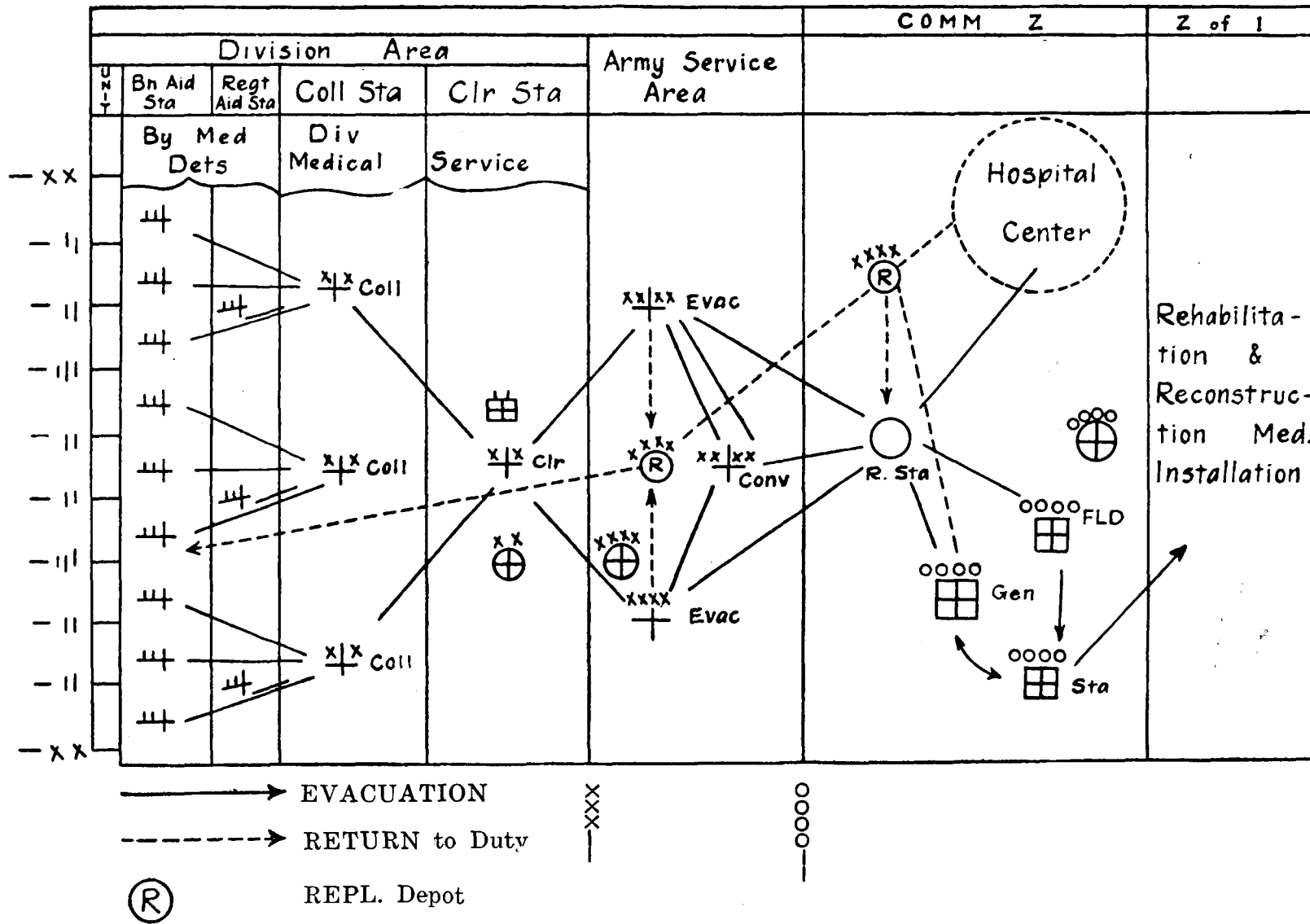
Diagram Showing Channels of Maintenance



# 保 養 程 序 圖 解



### Diagram of Evacuation or Hospitalization of Personnel



# 兵員後送及入院醫療圖解

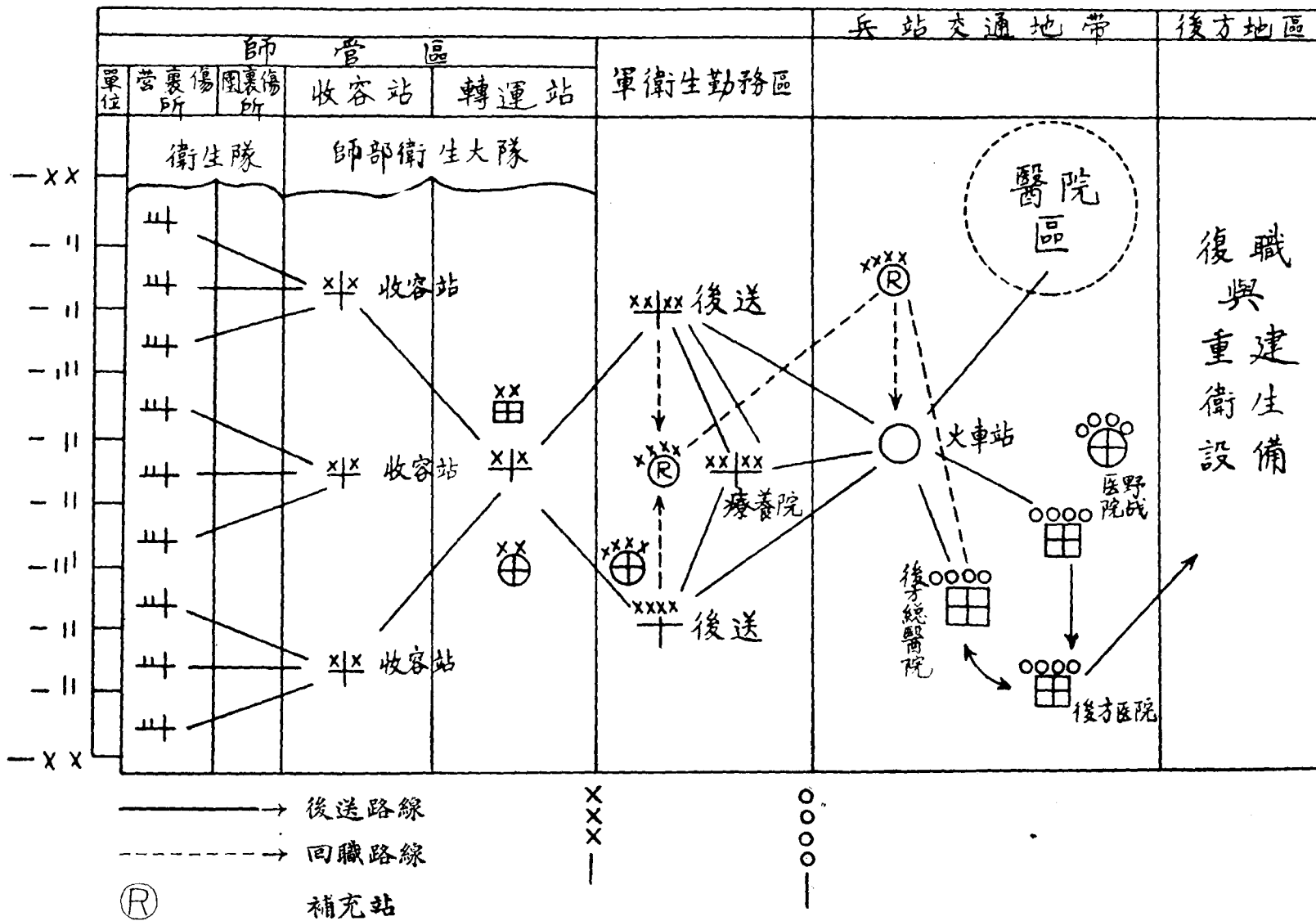
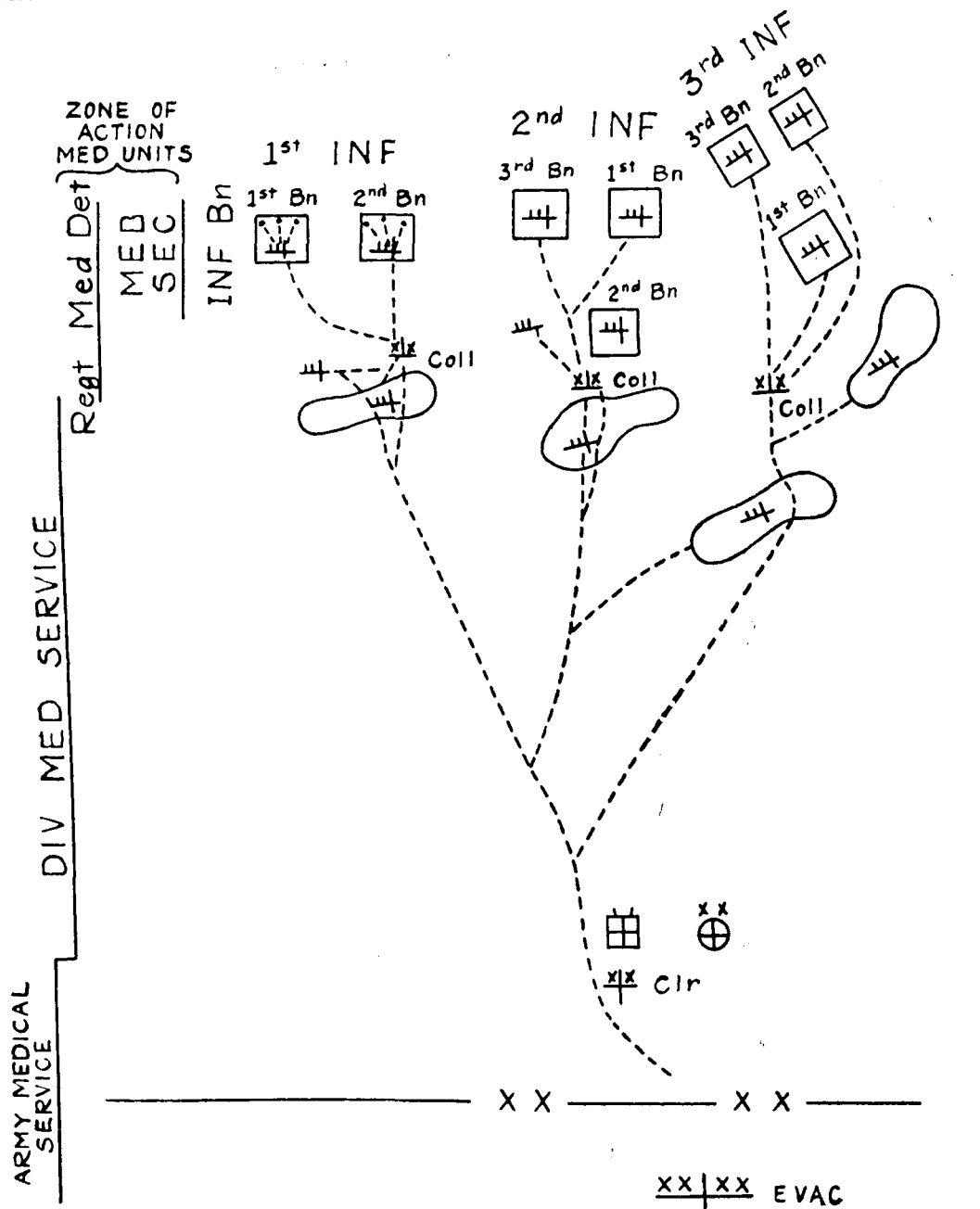
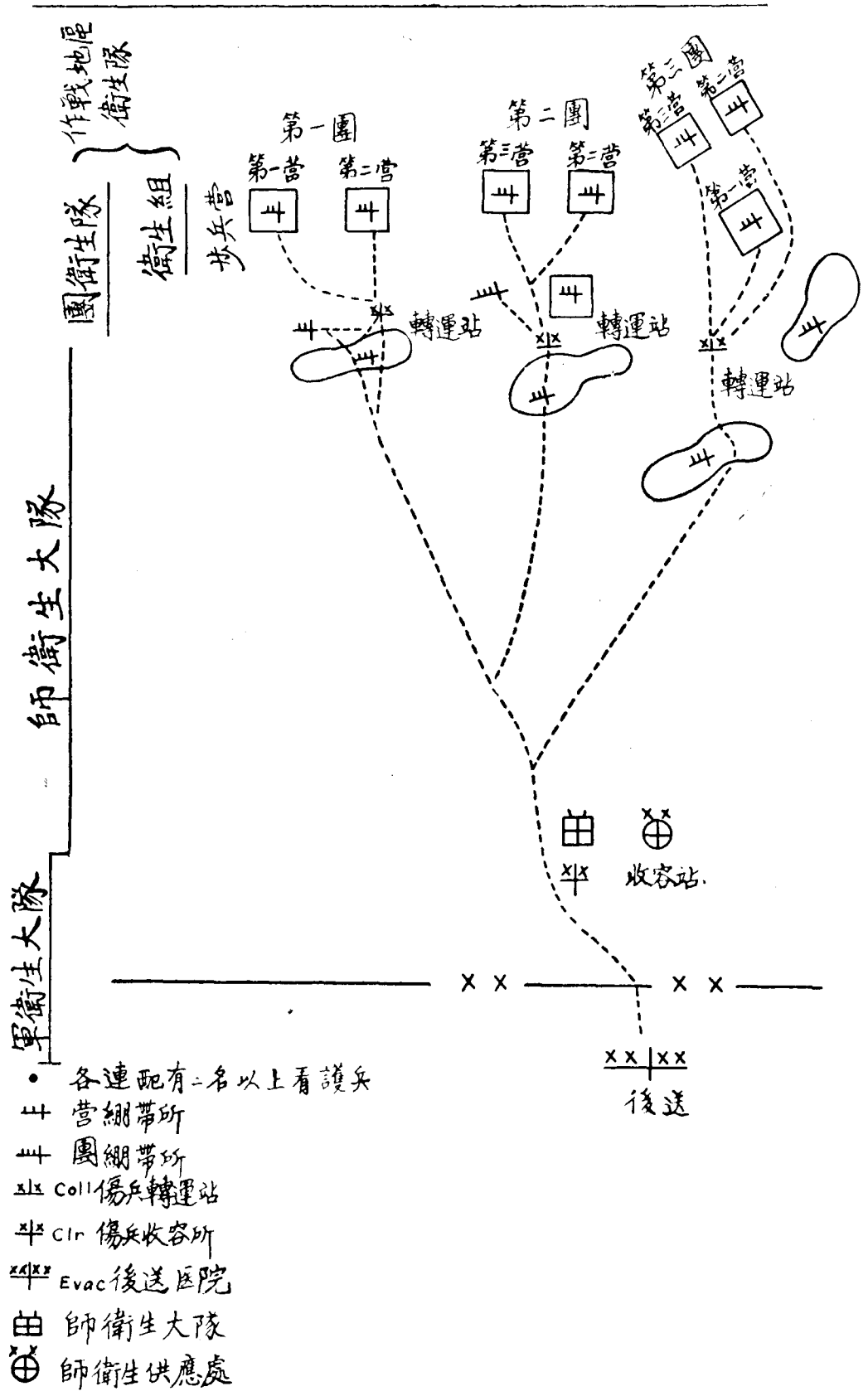


Diagram of Medical Service Infantry Division (U.S.)



- Two or more men atchd to ea co.
- ⊥ Bn. Aid Sta.
- ⊥ Regt. Aid Sta.
- ⊥ Coll. Coll. Sta.
- ⊥ Clr. Clr. Sta.
- ⊥ Evac. Evac. Hosp.
- ⊥ Biv. Med. Bn.
- ⊥ Div. Med. Supply.

美國步兵師衛生勤務圖解



# APPENDIX I.

## REFERENCE DATA.<sup>1</sup>

### Military Signs and Symbols.

I. The following list of military signs and symbols is published for use of students at the General Staff School, Infantry Training School. They are the symbols in general use in the United States Army. Symbols other than those herein may be used when explained in a suitable legend<sup>2</sup> on the map, overlay, sketch or chart.

### GENERAL RULES.

II. Color: When colors are used, military symbols representing objects in territory occupied or controlled by our forces are shown in blue, and those in territory occupied or controlled by the enemy are shown in red. The only exceptions are the following:

- (1) Symbols for areas to be covered by friendly fire or gas, although generally located in enemy territory, are executed in blue.
- (2) Symbol for gassed areas, wherever located, are always executed in red.

III. Unit Designations: The positions of various letters, numbers, or abbreviations<sup>3</sup> designating definite units with respect to the symbol representing the type of unit are as follows:

Calibers are shown by numbers and unit of measure, as 37 mm. 155 mm. 12-in. .50-in. and are usually placed under the symbol. Often the unit of measure is omitted.

Symbol indicating size

(a) Smaller Unit.	Bisic Symbol.	Superior Unit.
Example: 1st Battalion, 2d Infantry.....		
	I	2

Symbol indicating size

(b) Company, troop, battery, flight.	Symbol of Arm or Service.	Division, brigade, regiment, separate battalion, separate company.
Weapon.		
Example: Battery E, 62d Coast Artillery, Anti-aircraft,		
Machine Gun .....	E	62
		50 ↔

Symbol indicating size

(c)	Army or Corps.	x x x x
Example: Second Group Army .....	SECOND	

1. *reference data* 参考資料. 2. *legend* 圖例, 刻畫. 3. *abbrev'ation* 縮寫.

# 附錄第一

## 參考資料

### 軍用符號及標識

I. 本篇所列之軍用符號及標識，乃我方在中國協辦之作戰人員研究訓練班及步兵訓練班所採用者，此等符號為美國陸軍所通用。其他各種符號，如在適宜之圖例中解釋後，亦可應用於地圖、複製圖、要圖或圖表之上。

#### 一般規則

II. 顏色——若用顏色時，則表示我軍所佔有或控制之地境中各物之軍用符號，概用藍色，代表敵人所佔有或控制之地境中各物之軍用符號，概用紅色，其少數例外如下：

(1) 表示可為我友軍火力或毒氣掩罩地區之標識，雖通常在敵人地境內，亦得以藍色表示之。


(2) 凡已佈散毒氣之區域，不論在何處，均以紅色示之。

III. 部隊番號——各種字母，數字及其部隊之縮寫，與其部隊標識，表示該部隊種類番號時，其排寫方法如下：

口徑以數字與量度單位表明之，如 37mm，15mm，12in，.50in 等，常置隊於標之下，量度單位通常均略去之。

#### 隊標表示部隊大小

(1) 較小部隊 基 本 標 識 較大部隊



#### 隊標表示部隊大小

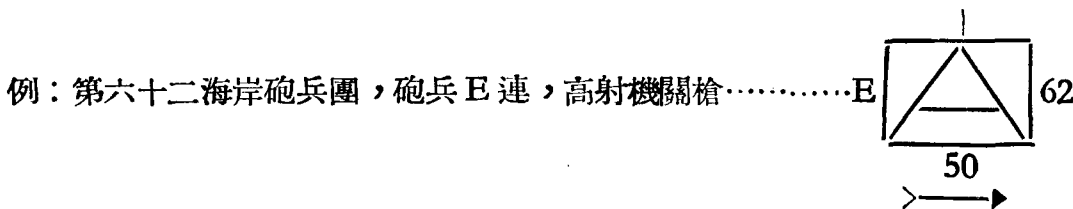
(2) 

步 兵 連	騎 兵 連	砲 兵 連	空 軍 中 隊
-------------	-------------	-------------	------------------

兵 種 標 識

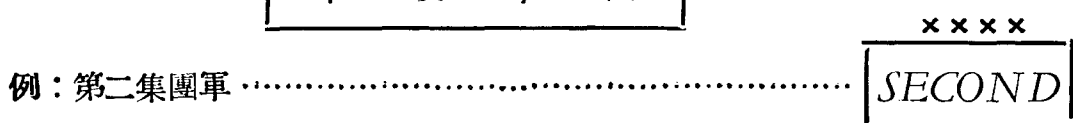
獨 立	營 連
--------	--------

  
武器



#### 隊標表示部隊大小

(3) 軍 或 軍 團





SECTION	I.—To indicate size of unit.
”	II.—To indicate boundaries.
”	III.—To indicate roads.
”	IV.—To indicate purpose or character of activity.
”	V.—To indicate arm or service or its activity.
”	VI.—To indicate weapon.
”	VII.—Application of special symbols.
”	VIII.—Works and structure of man.

第一節—表示部隊大小。

第二節—表示戰鬥地境。

第三節—表示道路。

第四節—表示機構之目的及性質。

第五節—表示兵科或業科及其職務。

第六節—表示武器。

第七節—特殊標識之應用。

第八節—人造術工物

## SECTION I.

## To Indicate Size of Units.

These symbols are used as shown in Section II below or placed above the symbols shown in Section IV below:—

Squad .....	.
Section .....	• •
Platoon .....	• • •
Company, troop, battery, or Air Corps flight .....	
Battalion, cavalry squadron, or Air Corps squadron .....	
Regiment or group .....	
Division or air force .....	XX
Army .....	XXX
Group Army .....	XXXX
Communications zone .....	0000
General Headquarters .....	GHQ

## SECTION II.

## To Indicate Boundaries.

Bombardment aviation, light (limit of radius of action) .....	— ○○ bomb(L) —
GHQ reconnaissance aviation (limit of zone of reconnaissance) .....	— ○○ rcn —
Observation aviation (limit of zone of reconnaissance) .....	— <sup>XX</sup> ○○ obsn —
Rear limit, army aviation.	
Air force reconnaissance aviation (limit of zone of reconnaissance) .....	— <sup>XX</sup> ○○ AF rcn —
Pursuit aviation (limit of radius of action) .....	— ○○ pur —
Squad .....	— • —
Section .....	— • • —
Platoon .....	— • • • —

## 第一節

表示部隊大小：

此等標識之使用，如下列第二節所示，或於下列第四節所示置於標識之上。

伍 .....	.
班 .....	• •
排 .....	• • •
步兵連，騎兵連，砲兵連或空軍中隊...	
營，騎兵大隊或空軍大隊.....	
團或空軍聯隊 .....	
師或航空隊 .....	XX
軍 .....	XXX
集團軍 .....	XXXX
交通區域 .....	0000
總司令部 .....	GHQ

## 第二節

表示戰鬥地境：

輕轟炸機（活動半徑之限制）.....	— ○○ bomb(L) —
陸軍總司令部偵察機（偵察區域之限制）	— ○○ rcn —
觀測機（偵察區域之限制）..... 後方限制，軍航空隊	— <sup>XX</sup> ○○ obsn —
航空隊偵察機（偵察區域之限制）.....	— <sup>XX</sup> ○○ AF rcn —
戰鬥機（活動半徑之限制）.....	— ○○ pur —
伍 .....	— • —
班 .....	— • • —
排 .....	— • • • —

Company or similar unit .....	—   —
Battalion or similar unit .....	—     —
Regiment or similar unit .....	—       —
Division .....	— x x —
Army .....	— x x x —
Group Army .....	— x x x x —
Communications zone .....	— o o o o —
Rear boundary of theater of operations	— G H Q —
Front line .....	////////////////
Limit of wheeled <sup>4</sup> traffic by day .....	— DY —
Limit of wheeled traffic by night ....	— NT —
Line beyond which lights on vehicles are prohibited <sup>5</sup> .....	— LT —
Outpost line .....	— OPL —
Outpost line of resistance .....	— OPLR —
Main line of resistance .....	— MLR —
Regimental reserve line .....	— RRL —
Limiting point .....	— ⊗ —
Line of communication .....	— LC —
Line of departure .....	— LD —
Straggler line .....	— [ P ] —
Prisoner of War inclosure, Army ....	<div style="text-align: center;">             x x x  <span style="border: 1px solid black; padding: 2px;">PW</span> </div>

SECTION III.

To Indicate Roads and Trails.

Suggested road classification shown below:—

Graded, not improved .....	=====
Poor road .....	-----
Trail .....	-----

4. wheel 行駛, 車運. 5. prohib'it 禁止.

連或同等之部隊 .....	— I —
營或同等之部隊 .....	— III —
團或同等之部隊 .....	— IIII —
師 .....	— XX —
軍 .....	— XXX —
集團軍 .....	— XXXX —
交通區域 .....	— OOOO —
戰區後方戰鬥地境界 .....	— GHQ —
前線 .....	//////////
限制白日車輛行駛交通綫 .....	— DY —
限制夜間車輛行駛交通綫 .....	— NT —
禁止燃燈車輛通行區域之地境界 .....	— LT —
前哨綫 .....	— OPL —
前哨抵抗綫 .....	— OPLR —
主要抵抗綫 .....	— MLR —
團預備隊之陣綫 .....	— RRL —
協定點 .....	— ⊗ —
交通綫 .....	— LC —
攻擊出發綫 .....	— LD —
落伍兵營制 .....	— P —
軍俘虜營 .....	<div style="text-align: center;">             XXX  <span style="border: 1px solid black; padding: 2px;">PW</span> </div>

### 第 三 節

表示道路與小徑：

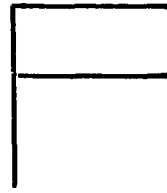
擬定之道路分類標如誌下：

有坡度，未修繕者 .....	====
崎嶇路 .....	=====
小路 .....	-----

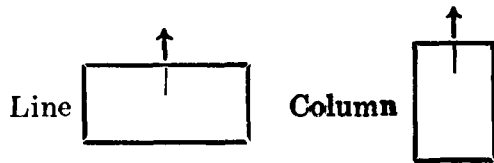
SECTION IV.

To Indicate Purpose or Character of Activity.

Military post or station; command post or headquarters .....  
 (Lower end of staff terminates<sup>6</sup> at location of establishment represented.)



Troop unit .....  
 (On large scale maps where troop units can be shown to scale, this symbol may be modified as follows so as to show area occupied by units in column or line and direction in which they are facing:)



Airport (landing field) .....



Airport (landing field advanced) ....



Ammunition .....



Demolitions<sup>7</sup> .....



Depot (supply point) .....



(Temporary depot in combat zone) ..



Gas:—

Area to be avoided .....



General Hospital .....



Message center .....

MSG CEN

Mines:—

Individual (layout shown if practicable or area included) .....

mine field

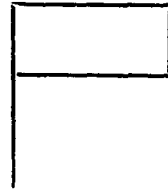


6. terminate 終點 7. demolition 爆破.


### 第四節

表示機構之目的及性質：

軍事機關或站所：指揮所或司令部 .....  
(桿之下方末端位置表示其現在地  
之所在)



部隊 .....  
(於大比例尺地圖中，部隊可按比例尺  
表明之；此種符號，如下所示，用以  
表明部隊成縱隊或一線佔領之地區，  
及其所對之方向)：



航空站(着陸場).....



航空站(前進着陸場).....



彈藥 .....



爆破 .....



補給所(補給點).....



(在作戰區域內之臨時補給站).....



毒氣：——  
危險區域 .....



陸軍醫院 .....



文書收發處 .....

MSG CEN

地雷 .....


mine field

單獨地雷(表明所設之地點，如可能時  
表示其所能及之區域)





Contact mines .....  
 (This symbol is used to indicate the actual number of mines and their locations. The arabic figures<sup>8</sup> indicate the contemplated<sup>9</sup> number of mines in each line.)



Obstacles:—

Road block .....



Bridge out .....



Post:—

Observation .....



Point, distributing:—

For class 1 supplies .....



Ammunitions .....



Artillery ammunition .....



Small-arms ammunition .....



Water .....



Prisoners of war .....



Railhead .....



School, commonly used .....



Supply (see Depot):—

Ammunition, all classes .....



Ammunition, artillery .....

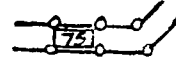


Ammunition, small arms .....



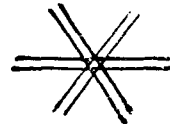
8. arabic figure 阿刺伯數字 9. con'template 分佈

接續地雷(此符號用以表明地雷之確數  
及其位置；阿拉伯數字表明地雷安  
置於每綫上分佈之數目)



障礙物：——

道路障礙 .....



斷橋 .....



位所：——

觀測所 .....



站，分配：——

第一類補給品 .....



彈藥 .....



砲兵彈藥 .....



輕武器之彈藥 .....



水 .....



俘虜 .....

PW

兵站末地 .....



學校，通常使用 .....



補給(參看補給站)：——

各種彈藥 .....











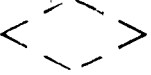



砲兵彈藥 .....



輕武器彈藥 .....



Class I .....	
Gasoline and oil .....	
Water .....	W
Trains (supply, motor) .....	
Animal-drawn .....	 ani
Pack .....	 pk
Railway .....	 ry
Signal:—	
Radio Station .....	 or RSO
Traffic:—	
One-way .....	
Two-way .....	
Tank:—	
Barrier <sup>10</sup> .....	
Trap <sup>11</sup> .....	
Trench for one squad .....	
(For each additional squad and one traverse.)	

---

10. barrier 障礙柵關. 11. trap 陷阱.

第一類補給品 .....



汽油及油類 .....



水 .....



輸送隊 (補給, 汽車) .....



獸力曳引 .....



馱載 .....

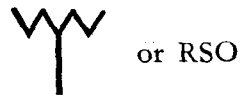


鐵路 .....



通信：——

無線電站 .....



交通：——

單軌 .....



雙軌 .....



戰車：——

障礙 .....



陷阱 .....














一組壕溝 (增加一組則加一曲折) .....



## SECTION V.

**To Indicate Arm or Service or its Activity.**

These symbols are placed within the symbols shown in "a" above when appropriate, except when otherwise noted:—

Air Corps .....	
Armoured Force .....	
(When used with arm or service symbol, "i" indicates mechanized unit.)	
Artillery .....	
Cavalry:—	
Horse .....	
Horse-foot .....	
Mechanized .....	
Chemical Warfare Service .....	<b>G</b>
Coast Artillery:—	<b>A</b>
Anti-aircraft .....	<b>A</b>
Anti-tank .....	<b>AT</b>
Engineers .....	<b>E</b>
Infantry .....	
Medical Corps .....	
Military Police .....	<b>MP</b>
Ordnance Department .....	
Quartermaster Corps .....	<b>Q</b>
Class I supplies .....	

---

第五節

表示兵科或業科及其職務：

若適宜時，此等符號乃置於(1)節所表示之各符號中，否則即有附註說明：——

陸軍航空隊 .....



裝甲部隊 .....  
(當與其他兵種標識同用時，(i)即表示機械化部隊)



砲兵 .....



騎兵：——



乘馬騎兵 .....

徒步騎兵 .....



機械化 .....



化學作戰部隊 .....

G

海岸砲兵：——

A

高射砲隊 .....

戰防部隊

AT

工兵 .....

E

步兵 .....



衛生部隊 .....



憲兵 .....

MP

軍械部隊 .....





軍需處 .....

Q






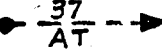






第一類補給品 .....





Gasoline and oil only .....	
Signal Corps .....	S
Special Service .....	SS
Tank Destroyer .....	TD
Transportation .....	
Veterinary Corps .....	V

## SECTION VI.

## To Indicate Weapons and Hasty Sketches on Operations Maps.


Automatic rifle .....	
(Dotted when emplacement is not occupied, thus) .....	
Machine gun .....	
(Arrow points in principal direction of fire; when used alone it indicates machine gun, water-cooled cal .30.)	
Anti-aircraft .....	
Anti-tank gun in position, showing principal direction of fire (indicate caliber by numerals) .....	
Anti-tank gun emplacement with principal direction of fire .....	
Caliber .50 (or specify caliber) .....	
Light .....	
Machine gun (single gun) .....	
(Arrows indicate sectors of fire; shaded portion shows danger space when fire is placed on final protective line.)	
Machine gun section (two guns) ....	
Gun .....	
Gun Battery .....	

汽油及油類 .....	
通信部隊 .....	S
勤務 .....	SS
戰車破壞隊 .....	TD
運輸 .....	
獸醫 .....	V

第六節

表示作戰地圖上兵器及速描之標識：

自動步槍 .....



(虛綫乃表示武器尙未進入掩體時)...

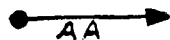


機關槍 .....

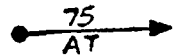
(箭頭表示主要射擊方向；單獨用時則表示水冷式 0.30 吋口徑之機關槍)



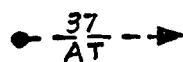
高射砲(槍).....



戰防砲已進入陣地者表示其主要射擊方向(口徑以數字表示)



戰車防禦砲掩體及其主要射向 .....



半吋口徑(或其他口徑).....



輕機槍 .....



機關槍(一挺)  
箭頭表示射擊區域；深色綫乃表示主要射向向其目標綫射擊時之危險界)



機關槍班(兩挺).....



砲 .....



砲兵連 .....





Howitzer or mortar .....



Area occupied by a unit (2nd Battalion, 3rd Field Artillery) .....



Area occupied by corps troops (III Corps) .....



Cultivated<sup>12</sup> land .....



Woods .....



Brush .....



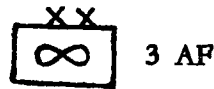
**SECTION VII.**

**Application of Special Symbols.**

The following examples show the use of special symbols as applied to various military organizations and activities. These examples are intended to illustrate the method of combining basic symbols in order to show the desired information. These are only a few of the possible combinations.

(1) Air Corps:—

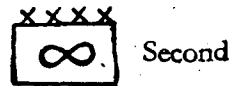
3rd Air Force .....



88th Reconnaissance Squadron .....

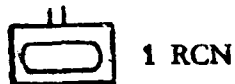


Second Army Aviation .....



(2) Armored Force:—

1st Reconnaissance Battalion .....



Rifle Company, 1st Reconnaissance Battalion .....



1st Armored Battalion .....

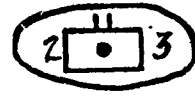


<sup>12</sup> cultivate 耕種地

榴彈砲或迫擊砲 .....



部隊所駐紮之區域 (第三野戰砲團二營)



軍團直屬部隊駐紮之區域 (第三軍團)...



耕植田地 .....



森林 .....



叢林 .....



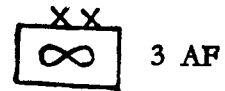
### 第七節

特殊符號之應用：


下列各例，係應用特殊符號表示各種軍事機構，此數例乃欲說明應用基本符號組合以表達所欲表示之隊標方法，此處僅列少數可能之組合。

(1) 航空隊：——

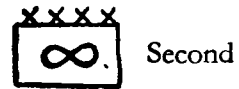
第三空軍師 .....



第八十八偵察大隊 .....

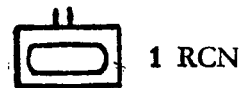


第二軍航空隊 .....

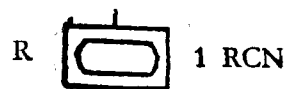


(2) 裝甲部隊：——

第一搜索營 .....



第一搜索營步槍連 .....



第一裝甲營 .....

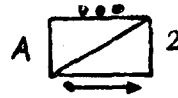


70th Tank Battalion (Medium) .....



(3) Cavalry:—

Machine gun platoon, Troop A, 2d Cavalry .....



Scout Car Platoon, 2d Cavalry .....



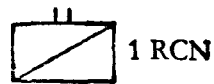
1st Platoon, Troop E, 8th Cavalry .....



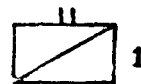
Reconnaissance Troop (Mechanized)  
9th Division .....



1st Reconnaissance Squadron .....



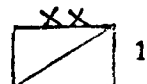
1st Reconnaissance Battalion  
(Chinese) .....



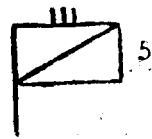
Scout Company (Reconnaissance) ..



1st Cavalry Division .....



Command Post, 5th Cavalry .....

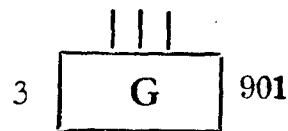


Observation Post, 9th Cavalry .....



(4) Chemical Warfare Service:—

3rd Battalion, 901st Chemical Regi-  
ment .....



Chemical Warfare Service Depot,  
First Army .....




第七十戰車營(中型).....



(3) 騎兵：——

第二騎兵A連機關槍排.....



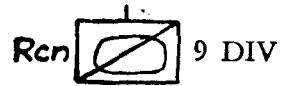
第二騎兵團摩托化搜索排.....



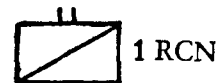
第八騎兵團E連第一排.....



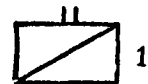
第九師騎兵搜索連(機械化).....



第一搜索營.....



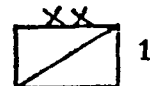
第一搜索營(中國陸軍).....



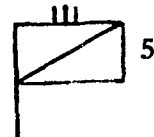
搜索連(偵察).....



騎兵第一師.....



第五騎兵團指揮所.....

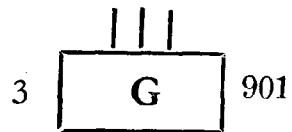


第九騎兵團觀測所.....



(4) 化學作戰部隊：——

第九〇一化學兵團第三營.....

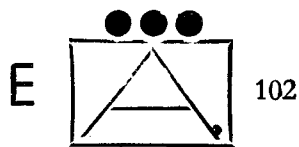


第一軍化學兵補給站.....



(5) Coast Artillery Corps:—

Machine-gun Platoon, Battery E,  
102nd Coast Artillery .....

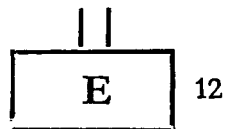


37mm Platoon, Battery F, 202nd  
Coast Artillery .....



(6) Corps of Engineers:—

12th Engineer Battalion (Inf. Div.)..



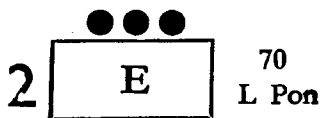
8th. Engineer Squadron (Cavalry  
Div.) .....



905th Engineer Battalion (Heavy  
Ponton) .....



2d Platoon, 70th Engineers (Light-  
Ponton) .....



(7) Field Artillery:—

Symbol may also be used to show  
artillery position area .....



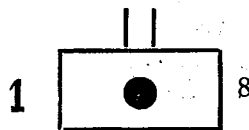
Battery F, 2d Field Artillery .....



Headquarters Battery, 2d Battalion,  
4th Field Artillery (Pack) .....



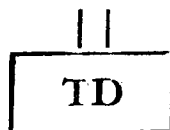
1st Battalion, 8th Field Artillery ....



Headquarters Battery, 1st Division  
Artillery .....



Tank Destroyer Battalion .....

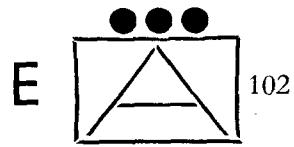


Ammunition Train Field Artillery ..

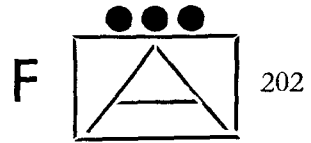


(5) 海岸砲兵隊：

第一〇二海岸砲兵團E連機關槍排……

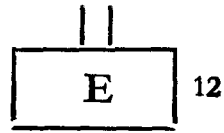


第二〇二海岸砲兵團F連三十七公厘砲排



(6) 工兵隊：——

第十二工兵營（步兵師）……



第八工兵大隊（騎兵師）……



第九〇五工兵營（重浮橋）……



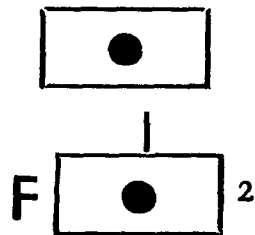
第七〇工兵團第二排（輕浮橋）……



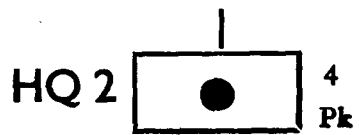
(7) 野戰砲兵：——

此項符號亦可用以表示砲兵陣地區域

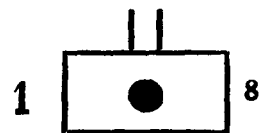
第二野戰砲兵團F連……



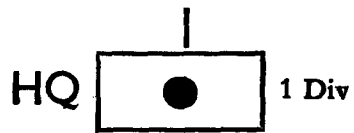
第四野戰砲兵團第二營營部連（馱載）



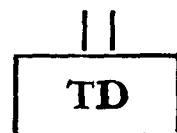
第八野戰砲兵團第一營……



第一師野戰砲兵本部直屬連……



戰車破壞營……



砲兵彈藥運輸縱列……



(8) Infantry:—

2d Heavy Machine-gun Section, Company D, 2d Infantry .....



Headquarters Company, 3d Infantry..



1st Battalion, 5th Infantry .....



21st Infantry Regiment .....



1st Anti-tank Platoon .....



1st Anti-tank Battalion .....



Command Post, 2d Battalion, 323rd Infantry .....



Mortar Section, Company C, 18th Infantry .....



1st Infantry Train .....



Medical Detachment, 5th Infantry ..



1st Battalion Section, Medical Detachment, 175th Infantry .....



(9) Medical Department:—

Veterinary Troops .....



1st Platoon, Company E (Ambulance) 105th Medical Regiment .....



First Group Army Medical Depot ..



(8)步兵：——

第二步兵團D連重機關槍第二班.....



第三步兵團團部連.....



第五步兵團第一營.....



第二十一步兵團.....



第一戰防砲排.....



第一戰防砲營.....



步兵第三二三團第二營指揮所.....



步兵第十八團C連迫擊砲班.....



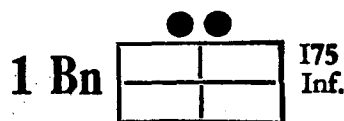
步兵第一團運輸縱列.....



步兵第五團衛生隊.....



步兵第一七五團衛生隊第一營分隊.....



(9)衛生部隊：——

獸醫隊.....










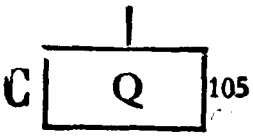




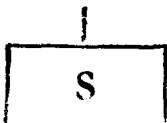
第一〇五衛生團E連(救護車)第一排.....



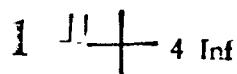
第一集團軍醫藥補給站.....



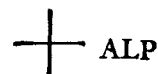


Battalion Aid Station, 1st Battalion, 4th Infantry .....	1  4 Inf
Ambulance Loading Post .....	 ALP
Collecting Station, 1st Division .....	 1 Coll
11th Evacuation Hospital .....	 11 Eva
Clearing Station, Army .....	 Clr
 (10) Ordnance Department:—	
1st Ordnance Company, Medium Maintenance .....	 1 M Maint
Ordnance Company, 7th Div. ....	 7 Div
 (11) Quartermaster Corps:—	
Company C, Truck Battalion, 105th Quartermaster Regiment .....	
Second Group Army Quartermaster Depot No. 1 Gasoline and Oil ....	 1 Second
Railhead for Class I Supply, 2d Div.	 2 Rhd
Truckhead Class I Supply 2d Div. ....	 2 Trk Hd
Transportation Company or Battalion (Chinese) .....	 TRANS
 (12) Signal Corps:—	
1st Signal Company, Photographic ..	 1 Photo

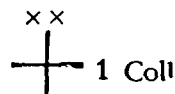
步兵第四團第一營營紮帶所.....



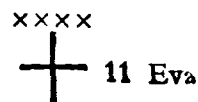
救護車裝載站.....



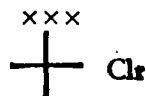
第一師傷病收容站.....



第十一後送醫院.....

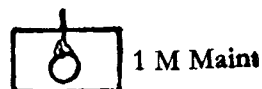


軍消毒所.....



(10)軍械部份：——

兵工第一連，中型武器保養.....

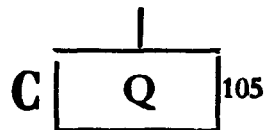


第七師軍械連.....



(11)軍需部隊：——

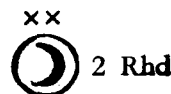
軍需第一〇五團，汽車營，C連.....



第二集團軍軍需補給站，第一站（汽油及油類）



第二師第一類補給品鐵路起點.....



第二師第一類補給品卡車起點.....

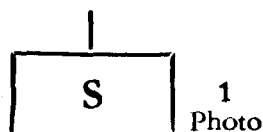


輸送連或輸送營（中國部隊）.....



(12)通信兵：——

通信兵第一連，攝影.....



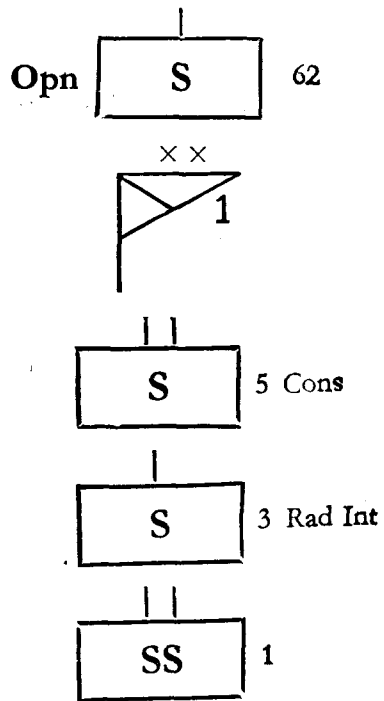
Operation Company, 62d Signal  
Battalion .....

Point on axis of signal communication,  
1st Division .....

5th Signal Battalion, Construction ..

3d Radio Intelligence Company .....

(13) Special Service:—  
1st Special Service Battalion (Chinese)  
.....



SECTION VIII.

Works and structure<sup>13</sup> of Man.

Railroad of any kind, small-scale  
map .....

Tunnel<sup>14</sup> (railroad or road) .....

Railroad station of any kind .....

Telegraph and telephone lines (on  
ground or poles) .....

Bridges (general symbol) .....

Ferries .....

Fords:—  
General symbol (for vehicles) .....


Pedestrian<sup>15</sup> .....

Church .....

Hospital .....

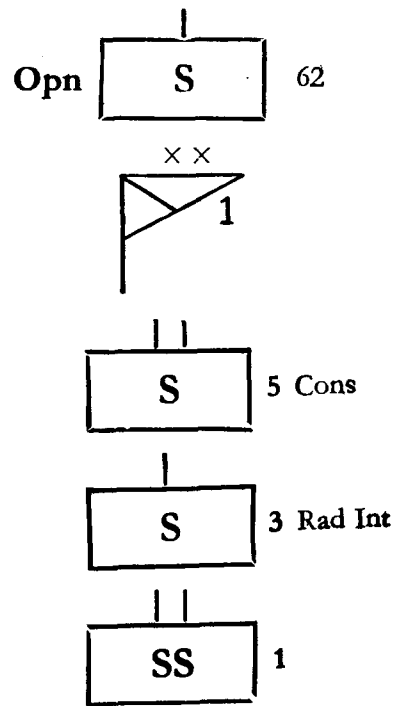
Temple, pagoda .....

Fort .....



13. structure 建築. 14. tunnel 隧道. 15. pedestrian 徒步的.


- 通信第六十二營工作連.....
- 第一師通信軸之樞紐點.....
- 第五通信營建築.....
- 無線電情報第三連.....
- (13) 勤務部隊：——
- 第一特務營（中國部隊）.....



第 八 節

人造術工物：

- 小比例尺地圖上各種鐵路.....
- 山洞（鐵路或公路）.....
- 各種鐵路站.....
- 電報及電話綫（於地上或電線桿上）.....
- 橋樑（普通符號）.....
- 渡口.....
- 涉渡場：——
- 普通符號（為車輛）.....
- 徒涉.....
- 教堂.....
- 醫院.....
- 廟宇，塔.....
- 堡壘.....



## APPENDIX II.

A MODEL SOP FOR AN INFANTRY DIVISION UNITED STATES ARMY.  
STANDING OPERATING PROCEDURE (SOP).

1st Infantry Division, United States Army.

Date .....

REFERENCE.....SOP.....Corps, WD FM's TR. MEMO's, 1st Div.

## I. General.

1. *Unit procedure.*—Subordinate units and staff sections issue SOP's in conformity.
2. *Effective at once.*—*APPLICABLE.*—All units, assigned or attached, unless otherwise prescribed in orders.

## II. Organization.

1. *Marches, bivouac and development.*—(FM 101-5, 23) Rcn Ech<sup>1</sup>:  
1st Rcn Tr<sup>2</sup>  
CT 1:  
1st Inf, 1st FA Bn, 1st Plat Co A 1st Engr Bn, Det Co A 1st Med Bn, Det 1st Ord Co<sup>3</sup>  
CT 2:  
2nd Inf, 2nd FA Bn, 1st Plat Co B 1st Engr Bn, Det Co B 1st Med Bn, Det 1st Ord Co  
CT 3:  
3rd Inf, 3rd FA Bn, 1st Plat Co C 1st Engr Bn, Det Co C 1st Med Bn, Det 1st Ord Co  
Div Trs:  
Div Arty (—), 1st Engr Bn (—), 1st Med Bn (—), 1st QM Co,<sup>4</sup>  
Div Hq Co (—), 1st Sig Co (—), 1st Ord Co (—)

For tactical employment above task force organization may be increased or decreased on Division order.

Combat conditions cease on Division order.

## III. Intelligence, Counter-intelligence.

1. *Information* must include a statement showing: Time, place and unit.
2. *Immediate report* required on:
  - Hostile aircraft.
  - First contact.
  - Obstacles, demolitions.
  - Chemicals.
  - Errors or omissions on maps.
  - Identifications.
3. *Prisoners of War, Documents, Enemy Dead* (FM 30-15):—
  - (1) Units capturing a prisoner believed to have important information notify Div G-2 at once. Hold for instructions.
  - (2) PW to be questioned by qualified designated personnel only, for information of immediate tactical importance.
  - (3) No food, cigarettes, etc., to be given PW in subordinate units.
  - (4) No talking with prisoners, except by designated personnel.
  - (5) Unit Int<sup>5</sup> Sects conduct systematic search of enemy dead for documents and identifications.
  - (6) *Infantry.*—CT's<sup>6</sup> responsible all around reconnaissance up to 5 miles in zone of advance.
  - (7) *Rcn Tr.*—Reconnaissance in zone of advance from 5—25 miles in front of leading elements of CT's. To report enemy troops, columns, demolitions, road blocks, mechanized units, chemicals, defensive works. Inform nearest troops when adp<sup>7</sup> to affect them. (In addition to G-2.)

1. Rcn Ech—Reconnaissance Echelon    2. 1st Rcn Tr—First Reconnaissance Troop  
3. Det 1st Ord Co—Detachment First Ordnance Company

## 附錄第二

## 美國陸軍步兵師標準實施規定之一例

## 標準實施規定

## 美國陸軍 第一師 標準實施規定

日期

參考：軍團標準實施規定 第一師

## I. 一般。

1. 單位之規定——各下屬部隊與參謀處下達各單位之標準規定，須與本規定符合。
2. 本規定立即有效——對所屬各部隊，無論原屬或配屬，除另有命令規定者外，立即生效。

## II. 編組。

1. 行軍，宿營與開展（教範 105—5，23）

搜索隊——第一騎兵搜索連。

第一戰鬥組：

步兵第一團，第一野砲營，第一工兵營A連第一排，第一衛生大隊A隊之一部，第一軍械連之一部。

第二戰鬥組：

步兵第二團，第二野砲營，第一工兵營B連第一排，第一衛生大隊B隊之一部，第一軍械連之一部。

第三戰鬥組：

步兵第三團，第三野砲營，第一工兵營C連第一排，第一衛生大隊C隊之一部，第一軍械連之一部。

師直屬部隊：

師砲兵（一），第一工兵營（一），第一衛生大隊（一），第一軍需連，師部連（一），第一通信連（一），第一軍械連（一）。

以上戰鬥組之編組，於戰術運用時，可由師長命令將兵力加大或減少。戰鬥組之停止編組，以師長命令行之。

## III. 情報，反情報。

1. 消息必須包括時間、地點與單位各項之敘明。
2. 對下列事項即刻報告：

敵機

第一次接觸

障礙物與爆破

化學兵器

地圖錯誤與遺漏之點

番號

3. 戰俘、文件與敵之死亡（教範 30—5）

(1) 部隊如俘獲能供給重要情報之俘虜時，立刻通知師情報處，等待指示。

(2) 戰俘僅能由指定之人員詢問其關於目前之戰術要點。

(3) 下屬部隊不准給與戰俘食物香煙等。

(4) 除指定之人員外，一概不准與戰俘談話。

(5) 各部隊情報組，對敵屍體所攜之文件與符號，作有系統之搜尋。

(6) 步兵：各戰鬥組，負責前進地區五哩以內周圍之搜索。

(7) 騎兵搜索連：負責前進地區內，戰鬥組先頭部隊前方五至廿五哩以內之搜索，報告敵人之隊部、行軍縱隊、爆破、道路阻塞、機械化部隊、化學部隊、防禦工事；如對最近處之友軍有關時應即通知之。（並通知G 2）

- (8) *Engineers*.—Reconnaissance in zone of advance for obstacles, demolitions, errors or omissions on maps, condition of roads, streams, bridges, fords, railroads.
- (9) *Medical*.—Wounded prisoners to be searched and examined for information of immediate tactical importance.  
 Identifications to be reported to G-2 at once with location and time of capture.  
 Medical officers report to G-2 any information volunteered by wounded prisoners.  
 Wounded prisoners evacuated through normal medical channels.
4. *Counter-intelligence*.—(FM 30-25; 100-5; 279-288, AR 380-5). Periodically change code symbols prescribed for vehicles, signs, route markers.

#### IV. Operations.

1. *Reconnaissance and security*.—(FM 100-5, 196-278):—
- (1) By Division in vital localities. Limit of responsibility 25 miles, front and flanks.
  - (2) CT's responsible continuous all around reconnaissance up to 5 miles and security for all elements of CT.
  - (3) Division co-ordinates defence against mechanized, airborne attacks, including provisional warning system. Against mechanized threat use maximum road blocks, demolitions. Bridges destroyed only on Division order. Against air attack maintain one-half all fixed mount automatic weapons in firing position, loaded. Warning signal, anti-mechanized and anti-air in Division SOI<sup>8</sup>.
2. *Bivouac and assembly areas* (FM 100-5, 289-333, 390, 391).—Division provides security up to 5 miles and all around defence. Construct slit<sup>9</sup> trenches<sup>10</sup>, all personnel.  
 Attached T.D.<sup>11</sup> units prepared prompt movement, radial<sup>12</sup> roads.
3. *Movement* (FM 100-5, 334-449, 25-10, 101-10, 201-225, 1001-1016):—
- (1) CT's maintain contact, provide own security. Engineer Bn facilitates advance of Division. Commanders CT's and Division Troops prescribe daylight reconnaissance routes, shelter areas, assembly areas, marking routes, posting guides. Machine gun units dispersed through columns of combat elements. Commanders CT's and Div. Troops report hourly to Division heads of main bodies, in miles from I.P.<sup>13</sup> MP<sup>14</sup> Plat mans<sup>15</sup> traffic control posts and main Sup Rte.
  - (2) Change of direction, move to assembly areas. CT's and Division troops send officer guides on call. Points or areas will be indicated, to guides on ground.
  - (3) Motor Movement—Night: close column, blackout; daylight: open column, unless otherwise prescribed; when no air or mechanized attack imminent and when control of air is in our favor, closed column, but only on Division order. Halt on even hour, start 15 minutes later (Minor variations authorized).
4. *Development for combat* (FM 100-5, 485-492):—
- (1) Intensify reconnaissance. 1st Rcn Tr provides counter-reconnaissance screen. Advance guard, only immediately outflank resistance. Avoid premature detrucking. Road priority successively to T.D. units, other combat elements, ammunition trains.
5. *Combat* (FM 100-5, 450-508, 595, 596):—
- (1) In co-ordinated attack CT formations cease, units revert as prescribed (time and place). Each light FA Bn continue support its companion Infantry regiment if engaged, orders will issue from Division Hq.

#### V. Administration.

1. *Supply* (FM 100-10, 196-221, 101-10<sup>6</sup>, 301-346):—
- (1) Cl I:<sup>16</sup>—Unit distribution, ration cycle begin with supper.
  - (2) Cl III:—Establish Cl III Distributing Points at all Supply Points in Division area. Unit report daily at 2400 to Division, consumption Cl III supplies.

8. SOI—Signal Operation Instruction 9. slit 狹長 10. trench 戰壕.  
 11. T.D.—Tank Destroyed 12. radial 光線的, 放射的.

- (8) 工兵：搜索前進地區內之障礙物、爆破物、地圖錯誤與遺漏之點及道路、河流、橋樑、徒涉場、鐵道等之狀況。
- (9) 衛生勤務：傷病戰俘，須審訊並檢查是否能由其獲得目前戰術上之重要情報。  
敵之番號以及俘獲地點與時間，應立刻通知情報處。  
遇敵負傷俘虜自動述說之重要消息時，應由醫官報告情報處。  
負傷之戰俘，由衛生隊之後送機構後送之。

4. 反情報：(教範 30—25；100—5；279—288，AR380—5) 定時更換車輛標誌、信號與路標之暗號。

#### IV. 作戰。

1. 搜索與警戒——(教範 100—5，196—278)：——

- (1) 重要地點由師負責，前方與側翼之負責範圍為二十五哩。
- (2) 戰鬥組負責不斷搜索五哩以內地區並戰鬥組各單位之警戒。
- (3) 師協同對機械化部隊與空運步兵攻擊之防禦，包括配置警報網，儘量使用道路障礙與爆破，以阻礙此種攻擊。破壞橋樑，須奉到師長之命令方可實施。將所有固定腳架自動武器之半數，完成射擊準備以便隨時射擊。警報信號，防機械化部隊與防空均載於師通信標準規定中。

2. 宿營地區與集結地區：(教範 100—5，289—333，390，391)。師負責維持五哩以內地區之警戒與四周防禦，構築各個掩壕。配屬戰車破壞部隊之一部，準備運動迅速及放射形公路網。

3. 運動(教範 100—5，334—449，25—10，101—10，201—225，1001—1016)

- (1) 戰鬥組保持接觸，負責本身之警戒，工兵營供給本師一切前進時所需之設施，戰鬥組與師直屬部隊之指揮官決定日間搜索路綫、掩蔽地區、集結地區、道路之標誌與位置之指示等，將機槍單位分配於各戰鬥部隊縱隊中。各戰鬥組與師直屬部隊之指揮官，每小時向師主力之先頭部隊報告其距離出發點之哩數，憲兵排負責運輸統制站與主要補給綫。

- (2) 方向之更換，向集結地區行進，戰鬥組與師直屬部隊指揮官即派遣響導官，位置或地區須由響導官實地指明。

- (3) 車輛之移動：除有特別規定時，夜間用密集縱列實行燈火管制；日間用疏開縱列，無空軍或機械化部隊急襲攻擊之危險與空軍佔有優勢時，由師長規定，即可於日間採用密集縱隊。每小時停止休息十五分鐘後繼續行進。(此可略加更改)。

4. 戰鬥展開(教範 100—5，485—492)：——

- (1) 積極搜索：第一騎兵搜索連負責反搜索幕，前衛僅擔任抵抗敵近迫之迂迴，避免下車過早，使用道路之先後順序，為戰車破壞部隊、其他戰鬥部隊、彈藥縱列。

5. 戰鬥(教範 100—5，450—508，595，596)：——

- (1) 如協同攻擊時，戰鬥組立即解組，各單位遵照規定(時間與地點)實行，若與敵遭遇各輕砲兵營繼續支援其直協之步兵團，命令由師部下達。

#### V. 後勤。

- (1) 補給(教範 100—10，196—221，101—10，301—346)：——

1. 第一類補給品：單位分配，口糧分發起止日期，以晚餐為標準。
2. 第三類補給品：本師地區內所有之補給站皆設置第三類補給品供應站，各部隊每日於二十四時向師部報告第三類補給品之消耗量。

13. I.P.—Issure Point 14. MP—Military Police 15. m<sup>ans</sup> 負責，供以人手。

16. Cl. I.—Class I



- (3) CL V:—Units haul CI V supplies from Supply Points using unit transportation. Units provide trains with written requests for desired items; transportation orders will be issued at DAO<sup>17</sup>.
  - (4) Unit and Service Trains dump in bivouac area (except special purposes vehicles); ammunition vehicles prepared to dump on 30 minute notice.
2. *Evacuation, personnel* (FM 100-10, 292-294; 101-10, 401-408):—
    - (1) Units report to Division Surgeon, location aid stations; Corps or other troops in Division area may call on Division Surgeon for medical assistance.
  3. *Maintenance, recovery, salvage* (FM 100-10, 190, 194, 222, 486-490):—
    - (1) Units report heavy unserviceable equipment which they are unable to repair to Division Ord Officer for evacuation. Corps or other troops in Division area may call on Division Ord Officer for assistance.
    - (2) Salvage moved to rear by unit transportation.
  4. *Transportation*:—
    - (1) Units furnishing trucks on division order send personnel as follows:—  
1 officer to each 20-30 vehicles; 2 drivers per vehicle, including one NCO<sup>18</sup> for each 6-9 vehicles; one maintenance Det when number of vehicles exceeds 12.
  5. *Rates of travel* (FM 101-10, 208, 209; 100-10, 448-478):—
    - (1) Daylight, open column 100 yards; 25 mph<sup>19</sup>; 35 maximum.
    - (2) Night close column; 15 mph; blackout.
    - (3) Daylight close column; 20 mph; 30 maximum.
  6. *Unit Trains*.—At or rear of unit bivouac.
  7. *Security of bivouac area*.—Service Trains responsible for own protection. May be augmented, exceptionally by combat troops.

## VI. Command.

1. *Command Posts* (FM 100-5, 160-168):—
  - (1) During movements, heads of main bodies. During combat Inf Regiment or combat team prescribed by division, movements reported.
2. *Liaison Officers* (FM 101-5, 47-55):—
  - (1) To division by: Rcn Tr; Infantry regiments or CT's; Division Artillery; Division Reserve; attached units (at Division C.P.). By units laterally right to left.
3. *Signal Communication* (FM 100-5; 169-192):—
  - (1) Signal SOP; SOI.
4. *Orders* (FM 101-5, 57-75, 100-5, 149-158; 21-30):—
  - (1) Brief operations orders initially and prior to important phases, otherwise fragmentary. Complete orders for files only. Contain only data not SOP and not shown on Operations Map. Distribution major units only, others informed by Commanders or liaison officers. Marked maps kept to a minimum, reproduction prohibited. No written orders, marked maps carried forward regimental reserve line.

By Command of Maj Gen A X  
Lt Col G.S.C.  
Chief of Staff.

Official.

Y

Lt Col GSC.

Ac of S, G-3.

Special Distribution:

One each officer.

5 each Bn or similar unit for files.

- (3) 第五類補給品：各部隊用其隊屬運輸工具，向補給站領取第五類補給品，各部隊準備車輛攜帶聲請文件，運輸命令將由師彈藥軍官發給。
- (4) 各部隊與後勤縱列在宿營地區卸載（特別任務之車輛除外），彈藥車準備於接到通知後三十分鐘內起卸。
2. 人員之後送（教範 100—10，292—294；101—10，401，408）：——  
各單位向師部軍醫官報告綑帶所之位置；軍團或其他部隊如在本師地區內有所要求時，師部軍醫官應予以協助。
3. 保養，修理，與救濟（教範 100—10，190，194，222，486—490）：——  
(1) 各部隊將損壞甚重而無法修理之裝備向師軍械官報告，申請後送；軍團或其他在本師地區內之部隊，如有所要求時，師部軍械官應協助之。  
(2) 搶救之器材，用各部隊之運輸工具後送。
4. 運輸：——  
(1) 各部隊按師部命令派遣卡車。並派遣下列人員：  
每二十至三十輛車，軍官一員；  
每輛車司機二名，每六至九輛軍士一名；  
車輛數超過十二輛時，即須派一保養組。
5. 行車速率（教範 101—10，208，209；100—10，448—478）：——  
(1) 日間，疏散縱隊，距離百碼：每小時二十五哩，最高每小時三十五哩。  
(2) 夜間，密集縱隊；每小時十五哩；燈光管制。  
(3) 日間，密集縱隊；每小時二十哩；最高三十哩。
6. 各單位之運輸縱列。  
(1) 在部隊宿營區中或在其後方。
7. 宿營地之警戒  
(1) 後勤部隊負責本部隊之警戒，並可由戰鬥部隊加強之。

#### IV. 指揮。

1. 指揮所（教範 100—5，160—168）：——  
(1) 行軍時位於主力之前，戰鬥時步兵團與戰鬥組依照本師規定，報告其移動位置。
2. 聯絡官（教範 100—5，160—168）：——  
(1) 搜索部隊；步兵團或戰鬥組；師砲兵；師預備隊；與配屬部隊；皆向師部派遣聯絡官（在師指揮所）。各部隊凡在右方者派遣聯絡官至左方之部隊。
3. 通信連絡（教範 100—5；169—192）：——  
(1) 通訊標準實施規定與通訊制令。
4. 命令（教範 100—5，57—75；100—5，149—158；21—30）：——  
(1) 每在重要階段開始，或開始之前，下達簡短之作戰命令，其他時間用要旨命令，完全之命令只為存案之用。命令內容只包括標準實施規定所無與地圖上未現示之資料，只頒發較大之部隊，其他部隊由指揮官或聯絡官告知，有標誌之地圖數量須盡量減少，禁止翻印。書面命令與有標誌之地圖不准攜帶至團預備隊位置之綫。

奉師長命令

參謀長

填發

副參謀長或作戰處長

特別分發：官長每員一份。

每營五份作備考用。

## APPENDIX III.

## 附 錄 三

## GLOSSARY OF MILITARY TERMS,

軍 用 術 語 彙 編  
中 英 對 照

## 第一·英文之部

## ENGLISH AND CHINESE

## ENGLISH AND CHINESE

## — A —

Abandon	投降	Alert	警報
Absence	離職, 離開	Allocation	分配
Accordance	和諧	Allot	分派
Accumulation	堆積	All-Around Defense	四周防禦
Accuracy	正確	All-Clear Signal	警報解除信號
Acquaint	通知	All-Weather	終年的, 四季的
Acquialty	負傷者	Alternate Position	預備陣地
Active defense	攻勢防禦	Altitude	高度
Adjacent troop	鄰接部隊	Ambush	伏擊
Administrative Order	後勤命令	Ammunition	彈藥
Administrative Plan	後勤計劃	Ammunition Depot	彈藥庫
Adoption	採取, 採納	Ammunition Distributing Point	彈藥交付所
Advance by Bounds	躍進	Ammunition Expenditure	彈藥消耗量
Advance Guard	前衛	Ammunition Supply Point	彈藥補給站
Advance Guard Action	前衛行動	Ammunition Train	彈藥縱列
Advance Guard Point	前衛尖兵	Amphibious	海陸協同, 兩棲
Advance Guard Reserve	前衛本隊	Analysis	分解
Advance Guard Support	前衛前兵	Annex	附件
Advance Party	搜索班	Announce	通知
Advance Position	前進陣地	Antiaircraft Defense	防空
Adverse	敵對	Antiaircraft Officer	防空參謀
Adviser	顧問	Antimechanized Defense	對機械化部隊之防禦
Aerial Photograph	空中照相	Antitank Mine Field	戰防地雷區
Aerial Photograph Interpretation	空中照相解釋	Antitank Weapon	戰防武器
Affect	影響	Approach March	接敵運動
Afford	供給	Apprehension	逮捕
Agency	動作 機構	Approval	審定
Aggressive	攻擊的	Armament	武裝
Aid Man	看護兵	Armored Vehical	裝甲車
Aid Station	繃帶所	Artillery	砲兵
Airborne	空運	Assault	衝鋒
Air Cover	空軍掩護	Assistance	協助
Aircraft Warning Service	空襲警報勤務	Assembly Area	集結地區
Air Field	飛機場	Assume	偽裝
Air-Ground Communication	陸空通信	Assure	保證
Air-Ground Liaison	陸空聯絡	Attach	配屬
Air Guard	對空監視哨	Attack	攻擊
Air Reconnaissance	空中偵察	Authentication	簽證
Air Superiority	空中優勢	Authority	權威, 權力
Air Support Officer	空軍聯絡參謀	Automatic Weapon	自動武器
Air Support Party	空軍聯絡組	Available Route	可用路線
		Avenue of Approach	近接路線
		Average	平均數

## ENGLISH AND CHINESE

Aviation	航空
Avoid	避免
Axis of Advance	前進軸線
Azimuth	方位角
— B —	
Back Azimuth	反方位角
Balance	平衡
Balloon	氣球
Band of Fire	火網
Bangalore Torpedo	破壞筒
Barrack	兵營
Barrier	障礙
Base of Operation	作戰根據地
Basic Loads	基本裝載量
Basic Tactical Unit	基本戰術單位
Battalion	營
Battery	砲兵連, 電池
Battle Casualty	傷亡
Battle Map	作戰地圖
Battle Position	陣地
Battle Reconnaissance	作戰偵察
Bayonet	刺刀
Beach Defense	海灘防禦
Beachhead	灘頭堡陣地
Beaten Zone	被火力制壓地區
Bivouac	宿營地
Blackout	燈火管制
Block	阻塞
Bombardment	砲擊, 轟擊
Booby Trap	觸發地雷
Boundary	戰鬥地境線
Break-Through	突入
Bridgehead	橋頭陣地
Bulletin	佈告

## — C —

Caisson	彈藥車(砲兵)
Caliber	口徑
Camera	照像機
Camouflage	偽裝
Camp	營舍
Campaign	戰役
Capability	可能行動
Casualty	傷亡
Cemetery	墓地
Censorship	檢查
Center of Resistance	防禦重點
Centralized Control	統一指揮
Chemical Officer	化學戰參謀
Chemical Warfare Service	化學部隊
Chief of Staff	參謀長
Circulation	流通 運行
Civilian	平民
Class I Supplies	第一類補給品

## ENGLISH AND CHINESE

Class II Supplies	第二類補給品
Class III Supplies	第三類補給品
Class IV Supplies	第四類補給品
Class V Supplies	第五類補給品
Clearing Company	担架連
Clearing Station	傷兵收容所
Close Column	密集縱隊
Close Combat	近戰
Close-in Protection	內圍掩護
Close-in Security	內圍警戒
Close Support	密切支援
Clutter	混亂
Code	密碼
Collation	登錄
Collecting Post	傷兵轉運所
Collecting Station	傷兵轉運站
Combat Engineer	戰鬥工兵
Combat Intelligence	戰鬥情報
Combat Liaison	作戰聯絡
Combat Operation	作戰行動
Combat Order	作戰命令
Combat Outpost	戰鬥前哨
Combat Patrol	戰鬥斥候
Combat Report	戰鬥報告
Combat Team	戰鬥組
Combination	結合
Command	指揮
Commander	指揮官
Command Post	指揮所
Commit	派遣 使用
Communication	交通, 通信
Company	連
Compartment of Terrain	狹隘地區
Concealment	遮蔽
Concentrated Fire	集中火力
Concentration	集中
Concurrent	同時發生
Conduct of Defense	防禦戰鬥
Conduct of Fire	射擊指揮
Conflict	突衝
Confusion	混亂
Congestion	集結
Connection	連接
Conservation	保存
Consolidation of Position	陣地加強
Contact	接觸
Contamination	中毒
Contingency	危機
Contour	等高線
Contour interval	等高線距離
Controlled Mosaic	有規則接合圖
Control Point	管制站
Convergence	集中
Conventional Sign	慣用符號
Converging Attack	掩護攻擊
Coordinated Attack	協同攻擊

## ENGLISH AND CHINESE

Coordinate System	協同系統
Correspondent	通信員
Corridor	走廊
Counterattack	逆襲
Counter-battery	砲戰
Counter-espionage	反偵探
Counter-intelligence	反情報
Counter-offensive	攻勢轉移
Counter-preparation	破壞敵軍準備
Counter-propaganda	反宣傳
Counter-reconnaissance	反搜索
Countersign	通過暗號
Cover	掩護
Covered approach	掩蔽近接路線
Covering Fire	掩護火力
Covering Force	掩護部隊
Critical Point	要點
Critique	講評
Cross Compartment	橫狹隘地區
Cross Corridor	橫走廊
Cross Fire	交叉火力
Cross Road	交叉路

## — D —

D Day	發動日期
Data	諸元資料
Decease	死亡
Decentralize	分割,分散
Decision	決心
Decisive	決定
Declination	偏差
Decontamination	消毒
Decoration	勳章
Defeat	擊禦
Defense	防破
Defense Area	防禦區域
Defensive Position	防禦陣地
Defilade	掩蔽
Defile	隘路
Delaying Action	逐次抵抗
Delegate	委派
Deliberate Field Fortification	永久築城
Deliver	遞送
Demolition	爆破
Demoralization	混亂
Departure	出發,分進
Deployment	展開
Depot	棧庫
Depression	窪地
Depth	縱深
Designate	派定
Detachment	支隊
Development for Attack	攻擊展開
Direct Fire	直接火力
Directive	指令
Direct Support	直接支援

## ENGLISH AND CHINESE

Disassembly	分離
Disciplinary	訓練的
Discuss	討論
Disengage	撤出
Dismounted Element	徒步部隊
Dispensary	醫務所
Dispersed Formation	分散隊形
Displace	變換陣地
Disposition	處置
Dissemination	發佈
Distant Reconnaissance	遠距離偵察
Distributing Point	交付所
Distribution List	分配單
Diversion	分散
Divert	轉變
Dock	船塢
Doctrine	方略,原則
Document	公文
Double-Apron Fence	屋頂形鐵絲網
Double Envelopment	兩翼包圍
Drainage System	排水系統
Drill	教練
Drop Message	投擲信件
Dropping Ground	投擲場
Dual Function	雙重任務
Dummy Installation	偽設施
Dump	堆積所

## — E —

Echelon	梯隊,部隊
Echelon of Attack	攻擊部隊
Economy of Force	兵力節約
Edge	山脊
Effecting Range	有效射程
Eject	驅逐
Elevation	海拔
Emergency	事變
Emplacement	掩體
Encirclement	包圍
Enemy Capability	敵人可能行動
Enemy Intention	敵人企圖
Enfilade Fire	直射
Engineer	工兵
Entrucking Area	裝貨區
Entrucking Point	裝貨站
Envelop	包圍
Equipment	裝備
Espionage	間諜
Essential Elements of Information	消息要素
Estimate of Situation	情況判斷
Evacuation	後送
Evaluate	估價,判斷
Expeditionary Force	遠征軍
Expenditure	費用
Exploitation	戰果擴張
Explosion	爆炸

## ENGLISH AND CHINESE

Exposed Flank	無依托側翼
Extended Formation	疏開隊形
Extension	擴張
Extricate	解救
Extreme Range	最大射程

## — F —

Factor	因素
Fanwise	扇形
Fatigue	疲勞
Feint Attack	佯攻
Ferry	渡河
Field of Fire	射界
File	行, 伍
Final Assembly Area	最後集結地區
Final Protective Fire	主要射向線火力
Final Protective Line	主要射向線
Fire and Movement	射擊與運動
Fire Direction Center	射擊指揮所
Fire Discipline	射擊軍紀
Fire Distribution	火力分配
Fire for Effect	效力射
Fire Plan	射擊計劃
Fire Power	火力
Fire Support	火力支援
First Aid	急救
Fiscal	財務
Flame Thrower	火焰放射器
Flank	側翼
Flank Guard	側衛
Flank Patrol	側方斥候
Flank Security	側方警戒
Flat	平原
Flat Trajectory Fire	平射武器
Flexibility	機變
Focal	焦點
Forage Ration	飼料
Force March	強行軍
Formation	隊形
Formulate	提示
Forms	格式
Fortification	築城
Forward Echelon	前線
Forward Observer	前進觀測者
Fragmentary Order	各別命令
Fragmentation Bombs	殺傷彈
Freshet	河流
Frontage	正面
Frontal Attack	正面攻擊
Frontal Fire	正面火力
Furlough	給假
Fuse	裝上導火管

## — G —

G-1	人事處
G-2	情報處

## ENGLISH AND CHINESE

G-3	作戰處
G-4	後勤處
Gap	間隙
Garrison	衛戍
General Order	日日命令
General Staff	一般參謀
General Staff Corps	參謀團
Graph	圖表
Grazing Fire	掃射
Grenade	榴彈
Grenade Launcher	擲彈筒
Grid Azimuth	方眼方位角
Grid Coordinate	方眼座標
Grid Line	方眼縱橫線
Grid North	方眼北極
Ground Observation	地面觀測
Ground Reconnaissance	地面搜索

## — H —

Halt	駐止
Handicap	阻止
Hangar	鐵棚
Harassing Fire	擾亂射擊
Hasty Field Fortification	野戰築城
Hasty Mine Field	急速地雷區
Heavy Machine Gun	重機槍
Heavy Weapon	重武器
Hemorrhage	出血
H. Hour	發動時間
High Angle Fire	超越射擊
High Explosive	高度炸藥
Holding Attack	助攻
Hostile Force	敵軍
Horizontal	水平的
Howitzer	榴彈砲

## — I —

Identification Panel	識別布板
Imminence	迫切的
Immobilize	制止活動
Immunization	免疫
Impede	阻礙
Impulse	推進
Inclosure	圈定地
Indirect Fire	間接射擊
Infiltration	滲透
Inhabitant	居民
Initial Essembly Area	最初集結區域
Initial Point	起動點
Injure	損傷
Installation	機構
Intelligence	情報
Intelligence Annex	情報附件
Intelligence Journal	情報日誌
Intelligence Plan	情報計劃
Intelligence Report	情報報告

## ENGLISH AND CHINESE

Intelligence Situation Map	情況地圖
Interdict	阻礙
Interdiction Fire	封鎖射擊
Intermediate Objective	中間到達點
Interpretation	翻譯
Internchment	壕溝工事
Interval	間距
Intervention	干涉
Invite	招致

## — J —

Journal	日誌
Jurisdiction	管轄區

## — K —

Key Position	鎖鑰陣地, 要點
Key Terrain	鎖鑰地形 要地

## — L —

Landing Field	着陸場
Land Mine	地雷
Lateral Communication	平行通信
Launch	發動
Level	水平
Liaison	聯絡
Light Machine Gun	輕機關槍
Light Tank	輕戰車
Limited Attack	有限目標攻擊
Limiting Point	限定點, 協定點
Line Formation	一線隊形
Line of Action	行動方面
Line of Communication	交通線
Line of Defense	防禦線
Line of Departure	攻擊出發線
Line of Retreat	撤退路線
Listening Post	聽音哨
Litter Bearer	担架兵
Local Reserve	地區預備隊
Logistics	統計

## — M —

Machine Gun	機關槍
Magazine	彈夾
Magnetic Azimuth	磁性北極
Main Attack	主攻
Main Body	主力
Main Column	主力縱隊
Main Line of Resistance	主要抵抗線
Main Position	主陣地
Maintenance	保養
Maneuver	運動
Map Reading	地圖讀法
Map Reconnaissance	圖上偵察
Map Scale	地圖比例尺
March Column	行軍縱隊

## ENGLISH AND CHINESE

March Discipline	行軍軍紀
March Graph	行軍圖
March Order	行軍命令
March Outpost	行軍警戒哨
March Table	行軍表
Margin	邊緣
Martial Law	戒嚴法令
Mass of Fire	營射擊(砲兵)
Material	物資
Maximum Range	最大射程
Meadow	草場
Mechanized	機械化
Medical Officer	衛生參謀
Medical Service	衛生勤務
Medium Artillery	中型砲
Meeting Engagement	遭遇戰
Memorandum	備忘錄
Message Center	收發處
Method of Capability	可能策略
Method of Intention	企圖策略
Mil	米位
Military Grid	軍用方眼
Military Intelligence	軍事情報
Military Map	軍事地圖
Military Police	憲兵
Military Symbol	軍用符號
Mine Field	地雷區
Miscellaneous Units	其他單位
Mission	任務
Mobility	機動性
Mopping Up	掃蕩
Morale	士氣
Mosaic	結合圖
Mountain Warfare	山嶽戰
Movement Order	部隊調動命令
Munition	軍械品
Mutual Support	互相支援

## — N —

Nerve-Center	神經中樞
Neutralization Fire	制壓射擊
Non-Effective	無效
Normal Barrage	普通彈幕
Notify	通告

## — O —

Objective	目標, 攻擊到達點
Oblique Compartment	傾斜狹隘地區
Oblique Aerial Photograph	空中傾斜照像
Observation Post	觀測所
Obstacle	障礙
Offensive	攻勢
Omit	省略
Operations Map	作戰地圖
Operation Officer	作戰軍官
Operations Plan	作戰計劃

## ENGLISH AND CHINESE

Oral Instruction	口授訓令
Order	命令
Ordnance	軍械
Organic	按編制的
Organization	編制
Organization of the Ground	陣地編成
Organized Position	編成之陣地
Orientation	定向
Outflanking Movement	迂迴運動
Outguard	步哨
Outpost	前哨
Outpost Line of Resistance	前哨抵抗線
Overlay	複製圖
— P —	
Pack	馱載
Parachute Troops	降落傘部隊
Passage of Line	戰線之通過
Passive Air Defense	消極防空
Patient	病人
Penetration	突破
Periodic Report	定期要圖
Personnel Section	人事科
Phase Line	統制線
Phase of Attack	攻擊階段
Photographic Interpretation	照像判談
Photographic Reconnaissance	攝影偵察
Photomap	照片地圖
Pick Up	把握
Piecemeal Attack	分進, 各個擊破
Pigeon	軍用鴿
Pillbox	掩體
Plan of Attack	攻擊計劃
Plan of Maneuver	運動計劃
Plunging Fire	俯射
Polar Coordinate	極座標
Pontoon	浮橋
Population	人民
Position	陣地
Postal Service	軍郵
Prearranged Code	預定密碼
Prescribed Load	規定裝載量
Pressure	壓迫
Primary Target Area	主要目標區域
Primary Firing Position	主射擊陣地
Principal Supply Route	主要補給線
Principle	原則
Priority	優先
Priority Message	緊急文件
Prisoner of War	戰俘
Prone	臥下的
Propaganda	宣傳
Protective Fire	制壓射擊
Provost Marshal	憲兵司令
Pursuit	追擊
Pysotechnic	烟火

## ENGLISH AND CHINESE

— Q —	
Quarantine	檢疫
Quartermaster	軍需
— R —	
Radio Intercept	無線電截取
Radio Silence	停發無線電
Raid	偷襲
Railhead	兵站末地
Ralling Point	集合點
Range	程射
Rate of Expenditure	消耗量
Rate of March	行軍速度
Ration	口糧
Rear Echelon	後方部隊
Rear Guard	後衛
Rear Point	後衛尖兵
Reconnaissance	搜索, 偵察
Reconnaissance in Force	威力搜索
Reconnaissance Mission	搜索任務
Reconnaissance of Position	陣地偵察
Reconstitute	重建, 重組
Reduce	征服
Reference Data	參攷資料
Reference Point	基準點
Regiment	團
Regimental Reserve Position	團預備隊陣地
Registration Fire	原點試射
Regulating Point	管制點
Rehearsal	預演
Reinforcement	增援, 加強
Rejoin	再參加
Relative Combat Power	比較戰鬥力
Release	放釋
Reorganization	重新整頓
Repel	擊退
Replacement	補充
Replenishment	裝滿
Representative Fraction	比例分式
Requisition	申請
Reserve	預備隊
Restore	還原
Retirement	撤退
Retrograde Movement	轉進運動
Reveal	暴露
Reverse Slope	反斜面
Revise	修正
Revetment	護壁
Ridge	山脊
River Line	河川
Road Block	道路障礙
Road Junction	道路交叉點
Road Space	行軍長徑
Rocket Launcher	火箭筒
Route of Advance	前進路線



## ENGLISH AND CHINESE

Route of Communication	交通路
Route Reconnaissance	道路偵察
— S —	
S-1	人事軍官
S-2	情報軍官
S-3	作戰軍官
S-4	後勤軍官
Sabotage	間諜,破壞者
Sacrifice	犧牲
Salient	凸出部
Salvage	救護
Sanitation	衛生
Scale	比例尺
Schedule Fire	定時射擊
Scheme of Manuever	行動計劃
Scope	範圍
Scout	搜兵,斥候
Scouting	搜索
Screening Force	警戒部隊
Search	搜集
Secondary Attack	助攻
Secondary Objective Area	次要目標區域
Sector of Fire	射擊區域
Security	警戒
Security Detachment	警戒部隊
Security on the March	行軍警戒
Segregate	隔離
Seize	佔有
Separate	分離
Serial	次序
Service of Supply	補給勤務
Service Troops	勤務部隊
Shelter	掩蔽
Shuttle Movement	分隊逐段前進
Signal Communication	通信聯絡
Signal Operating Instruction	通信特別指令
Simulate	假裝
Site	場所
Situation Map	情況地圖
Skirmish Line	散兵羣
Slope	斜坡
Sourenir	紀念物
Spearhead	挺進部隊
Specify	確定
Spread	伸展
Staff Conference	參謀會議
Staff Officer	參謀,幕僚
Standing Operating Procedure	標準實施規定
Statistical Data	統計諸元
Stoppage	故障
Storage	貯藏所
Strafing	掃射
Straggler	落伍者
Strategic Air Force	戰略空軍
Strategy	戰略

## ENGLISH AND CHINESE

Stretch	開闊
Stretcher Bearer	担架兵
Strip Mosaic	長片接合圖
Structure	建築物
Submission	服從
Subordinate	下屬
Substitute	代表
Suffer	受損失
Summarize	概括
Superiority	優勢
Supervision	監督
Supply	補給
Supply and Evacuation	補給與後送
Supply Credits	補給定量
Support	支援
Surgeon	軍醫
Survey	測量
Sustained Defense	持久防禦
Swept	掃清
Switchboard	總機
Symbol	符號
Synopsis	概述
— T —	
Tables of Equipment	裝備表
Tables of Organization	編製表
Tactical Air Force	戰術空軍
Tactical Defensive	戰術防禦
Tactical Locality	戰術要點,據點
Tactical Map	戰術地圖
Tactical Offensive	戰術攻擊
Tactical Plan	戰術計劃
Tactical Wire	戰術鐵絲網
Tactics	戰術
Tank	戰車
Tank Obstacles	戰車障礙物
Target	目標
Technique	技術
Tentative	嘗試
Terminate	終點
Terrain	地形
Terrain Appreciation	地形分析
Territory	領土
Texture	結構
Theater of Operation	作戰地區
Thrust Line Method	插線法
Time and Space Factors	時間與空間因素
Time Length	單位通過時間
Tool	工具
Topographic Map	地形圖
Tract	地域
Traffic	交通
Trail	小徑
Train Bivouac	運輸縱列營地
Training Program	訓練綱要

## ENGLISH AND CHINESE

Training Schedule	訓練進度表
Transmit	傳送
Transport	運輸機
Transportation	運輸
Trap	陷阱
Trench	壕溝
Triangular Division	三三制師
Tributary	支流
Trigger	扳機
Truckhead	卡車站
True Azimuth	真方位角
True North	真北極
Turning Movement	迂迴運動

## — U —

Uncase	取出
Unfordable	不能徒涉
Unit	單位
Unit Distribution	單位分配
Unit Journal	單位日誌
Unit of Fire	彈藥基數
Unload	解除
Utilize	使用

## ENGLISH AND CHINESE

## — V —

Vanish	消耗
Velocity	速度
Verbal Order	口頭命令
Verification	證明
Vertical Aerial Photograph	垂直空中照相
Vertical Interval	等高線之垂直間距
Veterinary Officer	獸醫官
Visibility	視界
Visual Signal	目視通信
Vulnerable	易被傷害的

## — W —

Warfare	戰役
Warning Order	預告命令
Wave	波
Wide Envelopment	大包圍
Wire Communication	有線通信
Wire Entanglement	鐵絲網
Withdrawals	退出戰鬥
Work Sheet	工作表

## — Z —

Zone	地區
------	----

## 附 錄 三

## 第二·中文之部

## CHINESE AND ENGLISH

## CHINESE AND ENGLISH

	一畫		五畫
一般參謀	General Staff	主力	Main Body
一翼包圍	Envelopment of one Flank	主攻	Main Attack
一般掩護部隊	General Covering Force	斥候	Patrol
	二畫	正面	Frontage
人事	Personnel	包圍	Envelopment
人事處	G-1. Personnel Section	申請	Requisition
人事科	Personnel Sub-Section	比例尺	Scale
人事軍官	S-1. Personnel Officer	主攻羣	Main Attack Group
	三畫	司令部	Headquarter
士氣	Morale	主陣地	Main Position
工兵	Engineer	主力縱隊	Main Column
口徑	Caliber	永久築城	Deliberate Field Fortification
工作表	Work Sheet	目視通信	Visual Communication
大本營	General Headquarter	四周防禦	All-Around Defense
大包圍	Wide Envelopment	平射武器	Flat Trajectory Weapon
山地戰	Mountain Warfare	平行通信	Lateral Communication
三角瞄準	Aiming-Triangle	正面火力	Frontage Fire
三三制師	Triangular Division	正面攻擊	Frontage Attack
口頭命令	Verbal Order	主要補給線	Principal Supply Route
	四畫	主要抵抗線	Main Line of Resistance
火力	Fire Power	主要目標區域	Primary Target Area
支援	Support		
支隊	Detachment		六畫
分散	Diversion	任務	Mission
分割	Decentralize	決心	Decision
方略	Doctrine	企圖	Intention
反擊	Reaction	行軍	March
反搜索	Counter Reconnaissance	防禦	Defense
反情報	Counter Intelligence	防空	Anti-aircraft Defense
反間諜	Counterespionage	伏擊	Ambush
反斜面	Reverse Slope	決戰	Decisive Combat
手榴彈	Hand Grenade	地形	Terrain
分配單	Distribution List	交通	Communication
方位角	Azimuth	迂迴	Envelopment
日日命令	General Order	死角	Dead Space
火力支援	Fire Support	地雷	Mine
火力優勢	Fire Superiority	行軍表	March Table
方眼座標	Grid Co-Ordinate	交通圖	Circulation Map
方眼北極	Grid North	地雷區	Mine Field
互相支援	Mutual Support	交通壕	Ditch
化學部隊	Chemical Warfare Service	交叉路	Cross Road
內圍掩護	Close-in Protection	交付所	Distribution Point
內圍警戒	Close-in Security	各別命令	Fragmentary Order
火燄放射器	Flame-Thrower	合同命令	Complete Order
方眼方位角	Grid Azimuth	行軍命令	March Order
方眼經緯線	Grid Line	行軍圖表	March Graph
反斜面陣地	Reverse Slope Position	地圖判讀	Map Reading
空軍根據地	Airplane Base	防禦陣地	Defense Position

## CHINESE AND ENGLISH

防禦工事	Defense Work
地面偵察	Ground Reconnaissance
地面觀測	Ground Observation
地形判斷	Terrain Appreciation
有線通信	Wire Communication
有效射程	Effective Range
自動武器	Automatic Weapon
交通管制	Traffic Control
迂迴運動	Turning Movement
多點突破	Multiple Penetration
行軍警戒	March Outpost
防空警報網	Aircraft Warning Net
地圖比例尺	Map Scale
	七畫
作戰	Operation
攻擊	Attack
攻勢	Offensive
助攻	Secondary Attack
兵力	Strength
近戰	Close Combat
附件	Annex
佈告	Bulletin
收發室	Message Center
戒嚴令	Martial Law
作戰處	G-3. Operation and Training Section
兵站未地	Railhead
兵力節約	Economy of Force
攻勢防禦	Active Defense
攻勢轉移	Counteroffensive
攻擊展開	Development for Attack
攻擊目標	Objective
攻擊階段	Phase of Attack
作戰地圖	Operation Map
作戰計劃	Operation Plan
作戰地區	Theater of Operation
攻擊出發線	Line of Departure
近距離搜索	Close Reconnaissance
作戰地境線	Boundary of Operation
作戰根據地	Base of Operation
	八畫
命令	Order
步哨	Outpost
佯攻	Feint Attack
奇襲	Surprise
空襲	Air Attack
直射	Enfilade Fire
空運	Air-Borne
担架兵	Stretcher Bearer
空中照片	Aerial Photography
空軍掩護	Air Cover
空中偵察	Air Reconnaissance
空中優勢	Air Superiority
制壓射擊	Neutralization Fire

## CHINESE AND ENGLISH

定時射擊	Schedule Fire
直協砲兵	Supporting Artillery
直接支援	Direct Support
直接火力	Direct Fire
兩翼包圍	Double Envelopment
河川攻擊	Attack of River Line
空軍連絡組	Air Support Party
空中垂直照相	Vertical Aerial Photograph
空中傾斜照相	Oblique Aerial Photograph
空中照相識別	Aerial Photograph Identification
	九畫
前線	Front
前衛	Advance Guard
前哨	Outpost
突破	Penetration
突入	Break-Through
追擊	Pursuit
後衛	Rear Guard
後送	Evacuation
協同	Co-Ordinate
陣地	Position
指揮	Command
指令	Directive
軍火	Munition
軍需	Quartermaster
軍械	Ordnance
軍醫	Surgeon
浮橋	Pontoon
配屬	Attach
保養	Maintenance
突出部	Salient
後勤處	G-4. Supply and evacuation section
重武器	Heavy Weapons
降落傘	Parachute
飛機場	Air-Field
限定點	Limiting Point
起動點	Initial Point
指揮官	Commander
指揮所	Command Post
前進路線	Route of Advance
前進軸線	Axis of Advance
前衛行動	Advance Guard Action
前衛尖兵	Advance Guard Point
前衛前兵	Advance Guard Support
前衛本隊	Advance Guard Reserve
挺進部隊	Spearhead
逐次抵抗	Delaying Action
持久抵抗	Sustained Defense
退出戰鬥	Withdrawal
後勤軍官	S-4
後勤計劃	Administrative Plan
後勤命令	Administrative Order
射擊區域	Sector of Fire
重機關槍	Heavy Machine Gun

## CHINESE AND ENGLISH

陣地編成  
指揮射擊  
封鎖射擊  
軍事情報  
軍用符號  
軍用方眼  
急速地雷區  
前進觀測兵  
前哨抵抗線  
屋頂形鉄絲網  
指揮官連絡法

師  
旅  
連  
班  
通信  
通報  
砲兵  
射擊  
射界  
射程  
訓練  
訓令  
展開  
部署  
座標  
效力射  
高射砲  
特務連  
翻帶所  
看護兵  
財務科  
通信軸

原點試射  
彈藥基數  
特科參謀  
特別指令  
消極防空  
陸空通信  
陸空連絡  
扇形展開  
狹隘地區  
砲兵指揮所  
射擊指揮所  
高級司令部  
流動補給站

排  
偵察  
掩蔽  
掩護  
掩體  
掃蕩

Organization of Position  
Conduct of Fire  
Interdiction Fire  
Military Intelligence  
Military Symbol  
Military Grid  
Hasty Mine Field  
Forward Observer  
Outpost Line of Resistance  
Double-Apron Fence  
Commander Liaison

## 十畫

Division  
Brigade  
Company  
Section  
Signal  
Circular  
Artillery  
Marksmanship, Fire  
Field of Fire  
Range  
Train  
Instruction  
Develop  
Disposition  
Location by Co-Ordinate  
Fire for Effect  
Anti-Aircraft Artillery  
Special Service Company  
Aid Station  
Aid Man  
Finance Sub-Section  
Axis of Signal Communication  
Registration Fire  
Unit of Fire  
Special Staff  
Special Order  
Possive Air Defense  
Air-Ground Communication  
Air-Ground Liaison  
Spread Out Fanwise  
Compartment of Terrain  
Artillery Section  
Fire Direction Center  
Higher Headquarter  
Mobile Supply Base

## 十一畫

Platoon  
Reconnaissance  
Cover  
Protection  
Emplacement  
Mop Up

責任  
情報  
情況  
處理  
側翼  
側衛  
掃射  
控制  
宿營  
隊形  
密語  
密碼  
參謀長  
副官長  
情報處  
裝甲車  
救護車  
強行軍  
情況判斷  
情報日誌  
野戰砲兵  
野戰築城  
側方警戒  
密集縱隊  
密切支援  
情況地圖  
參謀業務  
參謀會議  
接敵動運  
識別布板  
基本裝載量  
規定裝載量

集中  
集合  
補給  
補充  
運輸  
搜索  
搜兵  
隘路  
測量  
散兵線  
結合圖  
散兵坑  
等高線  
極座標  
統制線  
插線法  
集團軍  
散開隊形  
疏開隊形  
補給勤務  
堡壘陣地

## CHINESE AND ENGLISH

Duty  
Intelligence  
Situation  
Disposition  
Flank  
Flank Guard  
Grazing Fire  
Control  
Bivouac  
Formation  
Code  
Cipher  
Chief of staff  
Headquarter Commandant  
G-2, Military Intelligence Section  
Armored Vehical  
Ambulance  
Forced March  
Estimate of the Situation  
Intelligence Journal  
Field Artillery  
Field Fortification  
Flank Security  
Close Column  
Close Support  
Situation Map  
Staff Function  
Staff Conference  
Approach March  
Identification Panal  
Basic Load  
Prescribed Load

## 十二畫

Concentration  
Assembly  
Supply  
Replacement  
Transportation  
Search, Reconnaissance  
Scout  
Defile  
Survey  
Skirmish Line  
Mosaic  
Foxhole  
Contour  
Polar Co-Ordinate  
Phase Line  
The Line Method  
Field Army  
Dispersed Formation  
Extended Formation  
Servise of Supply  
Fortify Position

## CHINESE AND ENGLISH

集中火力	Concentrated Fire
統一指揮	Centralized Control
最大射程	Maximum Range
超越射擊	High Angle Fire
道路障礙	Road Block
運輸縱列	Train
補給定量	Supply Credits
無依托側翼	Exposed Flank
等高線距離	Contour Interval
無線電截取	Radio Intercept
無線電方向探知所	Radio Direction Finder

## 十三畫

障礙	Obstacle
傷亡	Casualty
傳達	Transmit
靶場	Range
裝備	Equipment
傾射	Plunging Fire
傳令兵	Messenger
預備隊	Reserve
遠征軍	Expeditionary Force
緊急文件	Priority Message
預定密碼	Preamanger Code
單位日誌	Unit Journal
照片地圖	Photo Map
預告命令	Warning Order
預備陣地	Alternate Position
勤務部隊	Service Troop
落伍員兵	Straggler
普通彈幕	Normal Barrage
遠距離偵察	Distant Reconnaissance
駝運輸送連	Pack Company
傷兵收容站	Collecting Station
單位通過時間	Time Length Moving

## 十四畫

團	Regiment
幕僚	Staff
遮蔽	Concealment
瞄準	Sight
偽裝	Camouflage
撤退	Retirement
增援	Reinforcement
煙幕	Smoke Barrage
榴彈砲	Howitzer
輕武器	Small Arm
擲彈筒	Genade Launcher
偽設施	Dummy Installation
遭遇戰	<b>Meeting</b> Engagement
管制站	<b>Control</b> Point
綑帶所	<b>Aid</b> Station
鄰接部隊	Adjacent Unit
廣正面備配	Formation in Width
對空監視哨	Air Guard

## CHINESE AND ENGLISH

## 十五畫

編制	Organization
劈刺	Bayonet
撤出	Disengage
衝鋒	Assault
編制表	Table of Organization
潛聽哨	Listening Post
衛生隊	Medical Unit
敵情判斷	Estimate of the enemy
敵人企圖	Enemy Intention
暫定計劃	Tentative Plan
實彈射擊	Field Firing
緊急着陸場	Emergency Landing Field
敵人可能行動	Enemy Capability
標準實施規定	Standing Operation Procedure

## 十六畫

戰略	Strategical
戰術	Tactical
戰鬥	Combat
戰區	Theater of Operation
戰場	Warfare
憲兵	Military Police
彈藥	Ammunition
築城	Fortification
機密	Secret
彈痕	Shell Hole
機動性	Mobility
機械化	Mechanized
戰鬥組	Combat Team
戰利品	Capture Materiel
橋頭堡	Bridgehead
橫走廊	Cross-Corridor
彈藥車(砲兵)	Caisson
彈藥車	Ammunition Vehical
戰術要點	Tactical Locality
戰鬥行動	Combat Operation
戰鬥報告	Combat Report
戰鬥要報	Periodic Report
戰鬥前哨	Combat Outpost
戰鬥情報	Combat Intelligence
戰鬥效力	Combat Efficiency
戰防武器	Anti-Tank Weapon
諜報工作	Espionage
壕溝工事	Entrenchment
燈火管制	Black-Out
戰略預備隊	Strategic Reserve
戰車防禦砲	Anti-Tank Gun
戰防地雷區	Anti-Tank Mine

## 十七畫

營	Battalion
營舍	Camp
營地	Bivouac

## CHINESE AND ENGLISH

縱深	Depth
縱列	Train
擊發	Trigger Pulling
檢閱	Inspection
敵制	Domination
總機	Switchboard
擴張戰略	Exploitation of Victory
縱深配備	Distribution in Depth
	<b>十八畫</b>
聯絡	Liaison
聯絡官	Liaison Officer
轉進運動	Retrograde Movement
鎖鑰地形	Key Terrain
鎖鑰陣地	Key Position
	<b>十九畫</b>
爆炸	Explosion
爆破物	Demolition
繪圖員	Drafts Man
擾亂射擊	Harassing Fire

## CHINESE AND ENGLISH

	<b>二十畫</b>
警戒	Security
警報	Alert
躍進	Advance by Bounds
譯電員	Cipher Officer
鐵絲網	Wire entanglement
	<b>二十一畫</b>
轟炸	Bombing
聽音哨	Listening Post
變換陣地	Dispersed Formation
攝影情報	Photographic Intelligence
攝影偵察	Photographic Reconnaissance
	<b>二十三畫</b>
體操	Physical Training
	<b>二十四畫</b>
觀測	Observation
觀測所	Observation Post

書名	著作者	譯述者	內容摘要	出版年月	版次
大戰回憶錄	德國元帥魯登道夫著	戴堅	本書都二大十餘萬言係敘述第一	三五年	三版
白紙戰術(第一集)	日本俯行叢書纂	戴堅	本書為演練好參三	二八年	三版
白紙戰術(第二集)	日本俯行叢書編輯	戴堅	通山光四郎編輯	二八年	三版
小戰(亦名游學戰)	德國阿突爾愛哈爾特著	戴堅	「小戰」對法與說明	二九年	再版
命令作為法	德國陸軍上校克曼著	戴堅	本書係根據最近德國國防部所頒之	二七年	三版
軍官研究袖珍	德國洛墨爾著	戴堅	本書係以各種情形之獨	三〇年	再版
將，將將，將兵論	戴堅	戴堅	本書係申引古今名將之	三四年	再版
現代軍事教育法	戴堅	戴堅	本書係綜合各國軍事教育	三一年	再版
中美兵學通論	戴堅	戴堅	本書論證此中作戰為戰史	三五年	三版
美國戰術之技巧	戴堅	戴堅	本書分析美戰術之重要	三四年	再版
怎樣訓練一個戰鬥兵	戴堅	戴堅	戰鬥力不是訓練法不好	三五年	三版
兵經	戴堅	戴堅	本書係適應國軍需要	三五年	七版
軍事教育百幀	戴堅	戴堅	軍訓手冊云：「各部隊教	三三年	初版
步兵訓練教案	戴堅	戴堅	本書係採各項原則法則	三〇年	五版
戰陣新法	戴堅	戴堅	本書為「美戰術之技巧」	三四年	三版
中文五百基礎單字表	戴堅	戴堅	本書係根據中文法編成	三五年	三版



上海图书馆藏书



A541 212 0024 7303B

