

## **Historic, Archive Document**

Do not assume content reflects current scientific knowledge, policies, or practices.



62.05  
Fourth Annual *catalog*

Fall 1921



CUFF-ARCHIAS SEED CO.

558 Main Street  
Brawley, California

FOURTH ANNUAL CATALOGUE  
**CUFF-ARCHIAS SEED COMPANY**

LARGEST SEED HOUSE IN THE WORLD BELOW SEA LEVEL

---

**An Imperial Valley Catalogue for  
Imperial Valley Growers**

This book contains only such seeds and plants that have proven to be adapted to this valley. You cannot afford to experiment with novelties.

Our season, climate, soil and shipping conditions are so different, that it is impossible for outside seed dealers to know the wants or advise valley growers.

The contents of this catalog are not exaggerated but are taken from actual experience of successful valley growers, and the twenty years experience in the seed business of our Mr. Archias, who has made a study of valley soil, climate and market conditions for the past five years.

We are always glad to give advice or any information you may desire on valley growing.

We must remember that our valley is one of the largest early vegetable shipping points in the United States. Our products are eaten by the people from the Pacific to the Atlantic.

Let us get the full benefit of growing in the greatest hot-bed in the world.

Prices are subject to fluctuation and change without notice. Ask for quantity prices. Mail orders are always given the best of attention.

We give no warranty, express or implied, as to purity, description, quality, productiveness or any other matter of any seeds, bulbs, or plants we send out and we will not be in any way responsible for the crop.

---

**CUFF-ARCHIAS SEED COMPANY**  
558 MAIN STREET  
BRAWLEY, CALIFORNIA



## SPECIAL NOTICE

This being a quantity price list for large growers' use the following scale for small quantities.

On BEANS, PEAS and CORN the prices shown are for quantities of 25 lbs. or more. When ordering less quantities, add 1 cent per pound to hundred pound price.

On all other vegetable seed apply the following rule:

- 1 oz., figure one-tenth pound price.
- ¼ lb., figure one-third pound price.
- ½ pound, one half pound price plus 5 cents.

## ASPARAGUS

**ARGENTEUIL:** An excellent variety for the canner and early shipper. This variety is now more extensively grown by large planters and shippers because it is more prolific and stands shipping better. Also its purple tinge is attractive, and its excellent flavor puts it on an equal with the **Palmetto** for table use.

Price, pound 80c.

**CONOVER'S COLOSSAL:** This type is one of the largest and most extensive used green varieties. The shoots of asparagus are green, tinged with purple at tips. Excellent quality.

Price, pound 60c.

## BEANS

**FALL CROP:** Plant green pod yellow six weeks or stringless green pod Aug. 10th to 30th 35 pounds to the acre, in single rows running north and south. The rows should be raised sufficiently to irrigate without flooding. Never plant Beans in alkali soil.

Both Six Weeks and Stringless Green Pod will be ready to market October 1st to 20th.

Kentucky Wonder, both Brown and White Seed planted as above usually give good results but not as sure a crop. White seed make a smoother pod.

**SPRING CROP:** Plant some varieties January 15th to March 1st, in double rows 40 pounds to the acre. Keep ground moist and cultivated. First picking about April 5th, yield about two tons green beans picking lasts about six weeks if kept irrigated. Market usually good.



Stringless Green Pod

## BEANS—DWARF OR BUSH

**BURPEE'S STRINGLESS GREEN POD:** The Stringless Green Pod is recognized as being one of the best beans offered for market, garden or general use. In point of earliness, it ranks among the first and is excelled by none in bearing ability and in good quality. It is one of the greatest green pod beans to date. The pod is very brittle, long and round and is entirely without strings. It is about five inches in length, green in color, very tender and of the highest and best flavor, remaining for a long time in edible condition, and bearing continually for weeks.

Price, pounds 30c, 100 pounds \$21.00.

**LONG YELLOW SIX WEEKS:** A favorite variety; very quick growing, with green, flat pods, which are thick and meaty. The seed when fully ripe is yellow, hence the name. It is a well known market variety, tender and of good flavor. A good market variety as it is a very heavy cropper.

Prices, pound 30c, 100 pound \$21.00.

## WAX OR YELLOW PODED

**VENTURA WONDER WAX:** This bean is of California origin, and a valuable addition to the wax varieties. It is a stocky variety of a bush, bearing large numbers of long, flat, yellow podded beans, containing white seed, that have a fine flavor. Either used as snapped bean or dried for winter use.

We do not recommend it for shipping.

Price, pound 30c, 100 pounds \$21.00.

## POLE OR RUNNING BEANS

**KENTUCKY WONDER WHITE SEED:** This bean is very early and enormously productive, the long, green pods hanging in clusters on the poles. They are entirely stringless and very tender. It has long been known as a favorite, as it meets with a ready sale on the early market and is considered a delicacy in the home garden.

Price, pound 30c, 100 pounds \$16.00.

**KENTUCKY WONDER:** Long round pod. This is the most popular bean in Southern California because here it grows to perfection, it is more prolific than any other variety, which, together with its other good qualities, makes it the gardener's delight.

Price, Pound, 30 cents, 100 pounds \$16.00.

## BUSH LIMA BEANS

**FORDHOOKS:** Plant one foot apart in rows 3½ feet apart. It is an improvement over the well known bush lima because it is more prolific. It is a strong grower, more resistant to blight, and is more profitable to grow for the market because the pods remain green. This is of great advantage to the peddler, retailer and shipper. It has received universal praise. We recommend it to our customers for both home and market gardens—for the home garden because of its excellent flavor and productiveness; for the market gardener because it is demanded by the shipper and consumer.

Price, pound 30c, 100 pounds \$21.00.



## BEETS

**TABLE BEETS:** May be planted in Imperial Valley about September 1st to May 1st with good results. The soil should be well cultivated and ground furrowed out so **two rows may be planted on top** each bed or border. Beds should be about two feet wide with rows of plants 15 to 18 inches apart. Better results will be obtained if rows are planted north and south. Seed can be drilled and later thinned out to about six inches between plants. Irrigation should be by subbing up of moisture, using small head of water in trench between rows. Use about 8 to 10 pounds to the acre. Beets are not grown extensively but there is a good local market for them. We recommend the Blood Turnip and Egyptian varieties.



Egyptian

Crosby's Egyptian, Pkg. 5c, pound 75c.  
 Early Blood Turnip, Pkg. 5c, pound 75c.  
 Early Egyptian, Pkg. 5c, pound 75c.  
 Swiss Chard, Pkg., 5c, pound 75c.

**STOCK BEETS:** Should be planted similarly to table varieties, except that they should be thinned to greater distance between plants. We recommend Half Sugar Rose, Long Red Mangel and Golden Tankard. Yield will vary according to soil and conditions from 10 to 20 tons per acre. Do well in alkali soil.

### BEETS—STOCK OR SUGAR

Golden Tankard, per pound, 50c.  
 Half Sugar Rose, per pound 50 cents.  
 Mammoth Long Red, per pound, 50c.

## CELERY

Celery has not been grown to any great extent in the valley, what few plots we have examined have done very well, but we do not recommend it for the valley.

Golden Self Blanching (Calif.) oz 80c, lb. \$6.00  
 Golden Self Blanching (French) oz. \$2.00, lb. \$15.00

## CORN, SWEET

The planting of corn for roasting ears may be done at any time from February 1st to 30th and again in July and August. A well prepared seed bed will produce best results. Rows should be planted about three feet apart and corn about 2 feet in row. Corn may be planted flat after land is prepared and watered, planting as soon as land is dry enough to work, allowing the corn to sprout and come up on the moisture, then cultivate and irrigate as needed. Excellent returns may be expected as the wholesale demand is good as well as retail demand.

Oregon Evergreen is highly recommended as well as Early Adams, Mexican June and other varieties. About 8 pounds of seed per acre.

Early Adams.  
 Large Adams  
 Oregon Evergreen  
 Stowell's Evergreen

## CABBAGE

In this valley growing of Cabbage on large scale is rather hazardous business. The plants usually start well and when mature make a good head and quality fine. The Aphis in seasons past have ruined most of the crops; we believe that with proper study and care. Cabbage can be grown with reasonably good results. Small patches of seeds in beds in September, transplant to field in October and November. Plants will grow all winter producing good heads in March and April.



Winnigstadt

Cannon Ball	.....	45c oz., \$4.50 lb.
Chinese	.....	55c oz., \$5.50 lb.
Copenhagen Market	.....	45c oz., \$4.50 lb.
Danish Ball Head	.....	45c oz., \$4.50 lb.
Early Winnigstadt	.....	30c oz., \$3.00 lb.
Scotts' Cross	.....	70c oz., \$7.00 lb.



## CARROTS

Carrots in this climate produce excellent yields. Planting may be begun about Sept. 1st to February 1st. Ridges should be made similar to lettuce or beets, possibly a little smaller. Drill seed in double rows about 10 inches apart. Local demand for carrots good and in several instances we know they have been grown very successfully commercially. We believe that much more extensive culture of carrots will come in the near future, they are good money makers. About 4 pounds of seed to the acre. We recommend Oxhart and Danvers Half Long varieties.



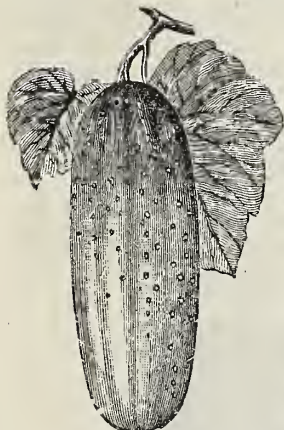
Oxheart



Danver's Half Long

Chantenay oz .....	10c, 90c lb
Danver's Half Long, oz .....	10c, 80c lb.
Long Orange, oz. ....	10c, 80c lb.
Oxhart, oz. ....	10c, 80c lb.
White Belgian (stock) oz. ....	10c, 80c lb.
Yellow Belgian (stock) oz. ....	10c, 80c lb.

## CUCUMBERS



Klondike

For the best production of cucumbers plant in February and cover with the paper caps to protect from the frost. The land should be well prepared and bedded up in fairly high ridges about 6 feet wide. Plant seed on the south side of the bed just high enough to escape the water when irrigating. Plenty of seed should be used to insure a good stand. Later when all danger of frost is past, paper caps should be removed and plants thinned out to about two to a

hill, hills about 6 feet apart. Cucumbers planted during March and April yield well and produce until hot weather or Aphis ruin vines. For table

## CUCUMBERS (Continued)

use White Spine, Klondike or Long Green are most popular. Local market good and are being shipped quite extensively.

Klondike is the leading shipper.

Arlington White Spine .....	\$1.25 lb.
Chicago Pickling .....	\$1.25 lb.
Davis Perfect .....	\$2.00 lb.
Italian .....	\$1.25 lb.
Klondike .....	\$1.25 lb.
Lemon .....	\$2.00 lb.
Long Green .....	\$2.00 lb.

1 oz. at one tenth of pound price.

One quarter oz. at one third pound price.

## CAULIFLOWER

Cauliflower needs practically same care and soil that cabbage does. Results fairly good in small fields.

California Pearl, early, medium late, oz. \$2.50 .....	lb. \$15.00
Early Snowball, .....	oz. \$3.50, lb. \$35.00

## ENDIVE

Broad Leaved Batavian .....	\$1.50 lb.
Green Curled .....	\$1.50 lb.
White Curled .....	\$1.50 lb.

## GARLIC

Garlic sets, common .....	
Garlic sets, Imperial .....	

## KALE

Tall Scotch Curled .....	\$2.00 lb.
Jersey .....	\$1.25 lb.

## KOHL RABI

Early Purple .....	\$2.50 lb.
Early White Vienna .....	\$2.50 lb.

## EGG PLANT

This plant is not grown extensively here but does well when handled properly. Germination of seed is slow. Best results are had by seeding in hot beds in October and then transplant to field about February 1st to March 1st, some growers plant seed in March or April in hot beds and then transplant about Aug. 15th to Sept 1st, with good results. For early winter shipping usually a fair market.

## EGG PLANT

Black Beauty .....	\$7.50 lb.
New York Improved .....	\$7.50 lb.



# Lettuce

Plant seed September 10th to December 15th, however, lettuce seed does not germinate good



New York Special

in hot weather. It is also difficult to keep soil moist and warm falls have a tendency to cause loose or flower heads. Only expert growers should risk planting before September 20th. Medium soil preferred but do not use alkali soil. Low flat ridges about 3½ feet from center to center, with tops smoothed to about 16 inches, plant double row as near the edge as possible. Use 1½ pounds of seed to the acre. Soil should never be allowed to dry out after planting. Thinning and weeding should be done about one month after planting, thin to 12 inches. Cultivate after each irrigating. Seed sown in September should be ready for market about December 15th.

New York Special, flat head type is the only variety we recommend for Imperial Valley. The usual yield is about 300 crates to the acre, but some of our customers raised as high as 385 crates last season.

Crop 1920-21 was about 10,000 acres.

Our lettuce seed is grown for us under contract by the most reliable growers in the west, we personally inspect the field each season. In order that we may be sure of furnishing our trade one year old seed of highest quality we carry over several ton each year.

## LETTUCE

Big Boston .....	\$1.25 lb.
Iceberg .....	\$1.25 lb.
Los Angeles Market .....	\$2.25 lb.
New York Special .....	\$2.25 lb.

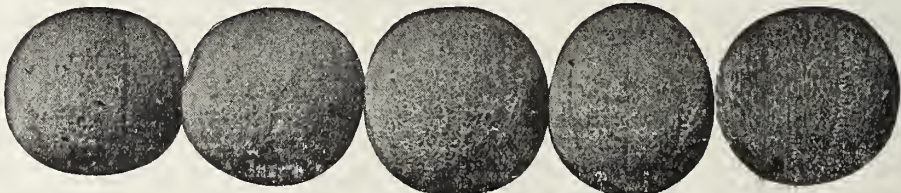
# Cantaloupes

The successful culture of cantaloupes depends greatly on the soil. A rich, soft soil produces the best melons both as to quantity and quality. Lands that have been in alfalfa for three or more years are preferred. The soil should be thoroughly plowed and replowed in August and September, then the beds put up about 8 feet from center to center, rows running east and west. Ridge entire eight feet then drag to a south slope. The planting may begin in December to January 15th. In these cases the hills of seed must be protected with paper caps. Seed planted from January 15th to March 15 need no cover. It requires about 1200 paper covers to acre. The average cost of covering this season about \$7.00 an acre including paper and labor, when using 14-15 Glassine paper. The plants being allowed to come up under these and grow there until danger of frost is over. Irrigation is always by subbing up of water. Cantaloupes are planted quite extensively after a pea or lettuce crop has been gathered as late as April. Late cantaloupes pro-

duce and grow well but are much more apt to be hurt by Aphis than the earlier plantings. The borders or ridges for cantaloupes should be as high as possible and seeds should be planted on south side of bed, thus getting all the sunshine and warmth that is possible. We recommend and sell only Rocky Ford grown seed. Pollocks' Salmon Tint and 10-25 are the only varieties we recommend. The acreage of Imperial Valley in 1921 was about 22650 acres. Two hundred and fifty crates per acre is average yield. The first cantaloupes ripen about May 10th. and crop is over about July 10th. Commercial fertilizer has proven very satisfactory in increasing yield and quality. We recommend about 400 or 500 pounds Superphosphate to acre drilled about 8 inches below seed.

Price, Pollock No. 25 .....	\$1.50 lb.
Price, Pollock 10-25 .....	\$1.50 lb.
Price, Eden Gem .....	\$1.25 lb.
Early Watters .....	\$1.25 lb.

See page nine for prices and description of cantaloupe cover paper.



Pollocks 10-25



## HONEY DEW

**Honey Dew:** The melon with an appropriate name. The honey dew again made good last season, and was profitable to the grower. It yields enormously, and every melon is a good one.

It is ready to pull when the color shows the slightest tendency toward yellow, and ready to eat in a few days when it is slightly soft.

The average size is about the size of a cocoanut but the smaller sized melons are not inferior in flavor. Flesh is light green and sweet as honey.

The rind is light green of silvery-grey in color, smooth as an egg and hard as the rind of a winter squash. It is therefore a good shipper.

A News Item: "Horticultural Commissioner Waite is authority for the statement that a Japanese in the Brawley district raised 700 crates per acre of Honey Dew melons. The early crates brought \$6 per crate. The larger part of the crop brought \$3.00 per crate."

Oz. 30c., ¼ lb. \$1.00, pound \$2.50.

Our seed is all Rocky Ford grown.

## ARMENIAN OR PERSIAN

100 per cent true to type.

Culture the same as for muskmelons. For five years we have labored to get this melon pure. Here, before the greatest drawback to the grower was the large percentage of off type and culls. But at last we are able to announce that our seed field

was 100 per cent pure, therefore, do not hesitate to plant this melon. It is in a class by itself. Large, extremely netted, without edges thick yellow flesh of delightful flavor. A good keeper and a good shipper. It should be packed while yet quite solid.

Oz. 60c, ¼ pound \$2.00, pound \$6.00.

## CASABA

**Golden Beauty:** It is now grown more extensively throughout California than any other casaba because of its beautiful appearance, excellent shipping qualities and delicious flavor. It is the casaba that added much to the fame of California, as well as add-

ing a million dollars each year to the wealth of the state.

Hybrid .....	\$2.00 lb.
Golden Beauty .....	\$2.50 lb.
Winter Pineapple .....	\$2.50 lb.

# Watermelons

Watermelons should be grown on similar soil to cantaloupes but they do well in very sandy soil. New sandy soil has been known to produce a good crop of melons. Make high ridges eight feet apart and smooth down to a south slope, rows running east and west, plant seed midway up ridge. Plant 1¼ pound of seed to the acre, in hills six feet apart. Early planting should start January 1st to 20th, and cover as in cantaloupes. Use 16x18 paper, about 1000 sheets to acre, 16x18 covers cost about \$9.00 an acre, including labor. The average yield is 7 to 12 tons. Late planting January 20th. to April 1st requires no covering. Early melons ripen about June 1st. We recommend only the following varieties for shipping.

Klondike, the most popular melon on Los Angeles market, is long, slightly ribbed, solid green, dark red flesh and superior flavor to all other but not a good shipper for Eastern market.

**Angelino, White Seed:** A standard early shipper oval shape, solid green, medium size, best early shippers.

Price, \$1.35 pound.

**Angelino, Black Seed:** Similar to White Seed some, smaller not quite so early but is preferred by some shippers.

Price \$2.00 lb.

**Excel, large, long, slightly striped,** weighting from 40 to 60 pounds, ripens as early as Klondike but quality is not so good. It is the best melon grown in Imperial Valley for Eastern shipping.

Price, \$2.75 pound.

We recommend the following for local market and home use:

Chilian, Black Seed .....	\$1.50 lb.
Chilian, White Seed .....	\$1.00 lb.
Rattlesnake .....	\$1.00 lb.
Tom Watson .....	\$1.00 lb.




Excel



## MUSTARD

Ostrich Plume .....	\$1.50 lb.
Southern Curled .....	\$1.25 lb.
Chinese .....	\$2.50 lb.
White London .....	35c lb.

## ONIONS



Crystal Wax

Onions are usually a safe crop in Imperial Valley, indications are that they will be a money-maker this season, seed is cheap and on account of the low price of onions last season many growers will not plant this season.

Onions should be planted in rich, light soil well worked, will thrive in soil with some alkali. Some of the professional growers sow seed in beds September 1st to 15th and transplanted in field in November, this method has produced 600 crates to the acre. Sow seed 3 pounds to the acre in double rows similar to lettuce, plant October 1st to 30th thin to 4 inches when 4 to 6 inches high, harvest about April 1st, yield 300 to 500 crates to the acre.

**White Bermuda:** An early straw color, flat type, the best early onion for the valley. Imported Teneiffe grown seed.

Pound \$2.50.

**Crystal Wax:** A flat crystal white onion bringing best price on the market.

Imported Teneiffe grown seed.

Pound, \$3.25.

## ONION SETS

Sets are raised extensively for home garden for both green and dry onions, but are too expensive for a commercial crop.

## OKRA

Plant seed March and April, 6 to 10 inches apart on ridges 3 feet apart. If you have never ate Okra you have missed something. One ounce seed to 100 feet row.

While Okra can be grown for local market at a profit: it is not grown extensively for shipping.

**Dwarf Green Pod** ..... Price \$1.00 pound

**White Velvet** ..... Price \$1.00 pound

## PARSLEY

Plant October to January. 2 pounds to the acre or 1 ounce to 100 feet in double rows, on low ridges. Does well in light or heavy soil, it thrives in Imperial Valley. A few growers have raised commercial crops but it is not considered a paying crop. It is so easy to grow every one should grow it for home use.

**Moss Curled** ..... Price \$1.50 pound

## PEAS

Plant Dwarf Telephone October 1st to 30th on medium soil; make low broad ridges, north and south, plant peas in double rows, use 30 pounds to the acre or ½ pound to 100 feet. Begin picking February 15th., acreage yield two tons to the acre. Dwarf Telephones are the standard here for early planting.



Dwarf Telephones

Tall Telephones should be used in light soil as other varieties will not make sufficient growth in light soil.

Laxtonian should be planted October 20th to December 20th in warm protected places as they are much earlier and stand less frost. Ready for picking about January 10th and have yielded as high as 4 tons to the acre. Dust with sulphur when in bloom. After testing many varieties we recommend the above only for the valley. Peas are usually a paying crop and are shipped extensively to the eastern markets in iced drums. Our peas are grown on the coast, the crop is carefully rogued and personally inspected by us.

**Laxtonian** ..... Price 30c pound, \$17 100 lbs.

**Dwarf Telephone** ..... Price, 30c pound, \$19 100 lbs.

**Tall Telephone** ..... Price 30c pound, \$19 100 lbs.



## PARSNIPS

Plant in October. 4 pounds of seed to the acre or 1 ounce to 100 feet in double rows on low ridges, thin to 4 inches. Light soil preferable, they are slow growing but do well here. Not grown for shipping.

New French ..... Price 75c pound  
Hollow Crown ..... Price 75c pound

## POTATOES

Plant January and February, 5 pounds to 100 feet or 600 pounds to the acre in light moist soil. Do not irrigate before they are up, cultivate often and irrigate little.

White Rose is the only variety we recommend, potatoes should be grown here for home and local market but not for shipping. Our stock is selected for seed and well matured. Price on application.

## SWEET POTATOES

Sweet Potatoes do well in the valley when planted in sandy soil. Plants should be grown here, 100 pounds of potatoes will make 12,000 plants for one acre. Bed January 1st, transplant February 15th to March.

Price potatoes and plants on application.

## PEPPERS

Plant seed September and October in beds covered with canvass, the same as egg plant as both require a great deal of heat to force young plants. The beds should be kept watered well. Transplant only strong plants February 10th, plants should be 8 to 10 inches high when transplanted, set on low ridges 3 feet apart and plants 2 feet in row. Green peppers ready to gather about May 1st, about 1/2 pound of seed or 2000 plants required to the acre. Market is good, some of our customers report \$1,000 to the acre returns.

Chinese Giant is the favorite as it is very large and bears for several months, the only disadvantage they sunburn.

Bull Nose, is smaller but about two weeks earlier and mature at one time and are less apt to sunburn but do not bring the price on the market that the Chinese Bell does.

Anaheim Chili are grown here for market but being a long hot pepper it is hard to meet the competition of the coast. Other varieties are grown in the valley but are not considered profitable.

Anaheim Chili ..... \$3.50 per pound  
Big Bell or Bull Nose .....  
Chinese Giant ..... \$8.00 per pound  
Pimento ..... \$5.00 per pound

## PUMPKINS

Plant 1 pound of seed to the acre in July and August, they do well anywhere there is not much alkali, they are a good fill in crop, planted in mild or open ground. They require no cultivation and every one should raise a few. We recommend Kentucky Field, Cheese and Estampes.

Cheese ..... 60c per pound  
Estampes ..... \$1.00 per pound  
Kentucky Field ..... 60c per pound  
Sugar or Boston Pie ..... \$1.00 per pound

## PEANUTS

Peanuts are grown extensively in Southern California and will do equally as well here. Plant 20 pounds of seed to the acre in March. The large Virginia nuts are heavy producers but the vines spread close to the ground making it more difficult to cultivate than the Spanish. Plant in sandy soil and subirrigate. Harvest by plowing out the entire vine and stack on a pole, do not remove nuts for one month after stacking.

### SPANISH PEANUT

More profitable than the Georgia to the small grower.

This is the small, round peanut used so largely in confectionary lines. One would suppose that on account of the small size it would be unprofitable to grow. But not so. Mr. Moore, residing on the Laguna Ranch, says it is more profitable to the grower than the Georgia because it is enormously prolific, and grows in a compact bunch on a small vine so that they may be stripped easily by pulling the entire tuck through the hand instead of picking one by one. This advantage together with the ready sale at higher price makes the small Spanish peanut more profitable than the Georgia.

Pkt. 10c, 1/2 pound 25c, pound 50c, postpaid.

## RADISH

Plant anytime from September to May, 1 ounce to 100 feet or 10 pounds to acre. Radishes do well in any soil, plant double rows on low ridges and keep well irrigated.



Early Scarlet Globe

Chartiers, a distinct exceedingly handsome and attractive sort color of top, scarlet rose, shading into pure waxy white at the top. Attains a large size before it becomes unfit for the table. This is the only variety we recommend for shipping.

Scarlet Turnip White Tip, the ideal for home and market.

Chartier ..... \$1.00 lb.  
Crimson Giant ..... \$1.35 lb.  
Early Long Scarlet ..... 75c lb.  
Early Scarlet Globe ..... 75c lb.  
Japanese Summer ..... \$1.25 lb.  
Japanese Winter ..... \$1.25 lb.  
Scarlet Turnip ..... 75c lb.  
White Icicle ..... \$1.25 lb.



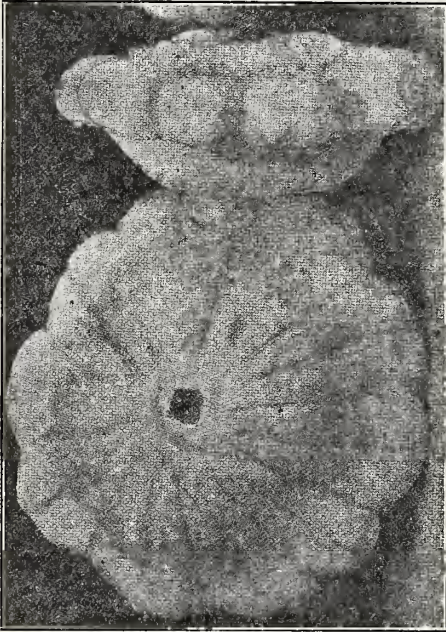
## RHUBARB

Rhubarb has been tried out in the valley by many growers as well as ourselves and found to be a failure as it will not stand our summers.

## SQUASH

Plant to November 1st to 30th, 2 lb to the acre, on south side of ridges, hills 3 feet in row, rows 6 feet, six to ten seed to hill and thinned to 2 or 3 plants. A protection of Arrowweed and newspaper should be placed over each hill, with an opening to the south, protection should be placed as soon a seed is planted and removed about February 1st. First squash ready for market about February 20th. Squash is a sure crop and there is a ready market. White Bush and Italian yield 1000 to 2000 lbs. to the acre. Our White Bush Squash are pure white with slight scallop. We take great care in handling only the best seed from reliable growers.

Price, \$1.35 pound.



White Bush

Italian Squash is planted at the same time and in the same way as White Bush. It is long shaped, dark green with light stripes, resembling a cucumber, it is a heavy yielder and has a ready market. We advise planting both White Bush and Italian. The same growers have been furnishing our Italian seed for several years, it has proven the best on the market.

Price, \$2.00 pound.

No other variety of squash has proven profitable here for shipping.

Hubbard and Crookneck should be planted in July and August for fall crop.

## SALISFY

Culture: Sow the seed in the fall in drills one foot apart and one inch deep, thinning out plants to four inches. It succeeds best in light, well enriched soil. One ounce of seed for fifty feet of drill. Not grown here for market.

Mammoth Sandwich Island: A large and superior variety. Mild and delicately flavored.

Pound \$2.25.

## SPINACH


Plant September 15th to November, twenty pounds seed to the acre. Soil and culture practically the same as lettuce, usually ready for harvest January and February. It requires but little labor as no thinning is necessary. Our Washington Grown Thick Leaf Prickly Winter is grown in the valley extensively and usually brings good returns. We believe spinach will be a money maker this season, the small expense of producing a crop, with the yield of three to five tons to the acre,

Bloomsdale is grown in the valley in limited quantities for the eastern market but has not proven equal to our Prickly Winter.

Bloomsdale ..... 40c lb.  
Thick Leaf, Washington Grown ..... 40c lb.

## TOMATO

Plant October 10th to November 30th,  $\frac{1}{4}$  pound seed to the acre, rows 6 feet, hills 4 to 6 feet, seed should be planted on south slope and protected by Arrowweed and newspaper with opening on south side. Use only rich soil for tomatoes. When plants are four inches high, thin to two plants, being careful not to leave sprouts, the two plants left should be spread or turned in opposite directions and a little dirt placed between them, strip suckers and side shoots, leaving only four top branches, this pruning should be done when first bloom shows. In good soil it is well to drill 1000 pound Super Phosphate about 10 inches below hills as soon as covers are taken off. In poor soil use Fish Meal and Super Phosphate. Covers should be taken off as soon as danger of frost is over. Yield from 300 to 900 lugs to the acre. First tomatoes ripen about April 10th, heavy picking May 1st. Usually a good market and a profitable crop. Prevent cut worms with a mixture of 1 pound Paris Green, 1 quart molasses and 25 pound corn meal, sprinkle mixture on plants and around hill.



Moore's King of the Earlies

After experimenting with many varieties we have found but two that have proven satisfactory for the valley.

Our First Early is the first tomato to ripen, it is medium size, bright red and the best early shipper, ripens one week earlier than Moores King of the Early. Our First Early is grown by the large



## TOMATOES (Continued)

est and most reliable tomato seed grower in the west.

Price, \$5.00 pound.

Moore's King of the Early, some larger than First Early, more oval in shape and a good shipper. Our King of the Early is grown on the Atlantic Coast by the originator of this variety.

Price, pkt. 10c, oz. 75c, pound \$7.50.

## TURNIPS

Plant September 1st to April, 2 oz seed to 100 feet, 2 pounds to acre, on double rows, similar to lettuce. Keep well watered as turnips become strong and woody if allowed to get dry when growing. There is always a ready market for winter and spring Turnips in the valley and some demand for shipping. Turnips like radishes are a quick crop and should be planted each month during cool weather, they do not freeze.

Snow Ball, Pure White, round, the best early Turnip for the valley.

Price, 75c pound.

Purple Top Globe, Oval shape, white with purple top larger than Snowball and best for market.

Price, 75c pound.

### IMPROVED PURPLE TOP RUTABAGA

Very hard and productive, flesh yellow, is very solid, sweet and well flavored.

Price \$1.25 pound.

### GLASSINE PLANT COVER PAPER

25 lb. Base, Semi-Bleached  
SEASON 1921-22

Size	Less Than			
	10M	10M	50M	100M
12x12	2.00M	1.75M	1.60M	1.55M
14x15	3.00M	2.50M	2.35M	2.25M
15x16	3.40M	2.85M	2.70M	2.60M
16x17	3.90M	3.25M	3.10M	2.95M
16x18	4.15M	3.45M	3.25M	3.10M
18x24	6.20M	5.15M	4.85M	4.65M
20x20	5.75M	4.75M	4.50M	4.30M
24x36	12.40M	10.30M	9.70M	9.30M
30x30	12.95M	10.70M	10.10M	9.65M
30x42	18.00M	15.00M	14.10M	13.50M
34x48	24.80M	20.60M	19.40M	18.60M

Delivered to Any Point in Southern California.

Price Full Bleached Glassine Paper Covers on application.



Hotpoint Kaps are made from 14x15 Glassine paper by a process of electric heat, making a ridged Cap, need no wire, no folding, one man can cover three acres a day. Ask for sample.

Price \$4.90 per 1000. Special price on large lots.

## NEWSPAPERS

Newspaper for covering Tomatoes.

Over issues, that have never been opened \$2.00 per 100 pounds. Lettuce liners in ton and carlots, price on application.

## TOMATO WRAPS

All sizes, colors, printed or unprinted. Price on application.

## CANTALOUPE WRAPS

All sizes, all weights, all colors.

## JELLITAC

Per pound 30 cents. Barrel price on application.

## NO. 2 CALIFORNIA BOX TWINE

50 reels. Price on application.

## FIELD SEEDS

Ask for our special price list on Field Seed for Summer Planting

## ALFALFA

Alfalfa is the foundation of all farming and gardening in the valley, it is not only the standard hay and pasture but is also the most practical soil builder.

Our seed is carefully selected, the Smooth and Hairy Peruvian is personally inspected by us in the field. This season we are using seed put up in sealed bags and grown by Farm Center members only.

Hairy Peruvian, the standard for the valley on account of its fast growth and heavy foliage

Smooth Peruvian preferred by some because of a smaller stem and continuing to grow in hot weather.

Chilian or Common, the old standard is preferred by some cattle men for pasture. We are large dealers in alfalfa seed, handling many cars a season, and are in a position to handle orders of any size.

Price, Hairy Peruvian ..... \$21.00 per 100 lbs.

Price, Smooth Peruvian ..... \$21.00 per 100 lbs.

Price, Common ..... \$20.00 per 100 lbs.

Price subject to market change.

Special prices on large lots.

## CLOVER

Melilotus Alba or Sweet Clover a bi-annual. S. P. Rowe, of Westmorland sowed clover on soil that would not raise barley or corn, it made a crop 3 feet high with 18 inch roots in three months. It makes a good pasture and never bloats. We strongly recommend it on alkali soils.

Price ..... \$17.00 per 100 lbs.

Melilotus Indica, Sour Clover grows wild over the entire valley, it is a wonderful fertilizer crop if turned under before seeding.

Price on application

## CORN

MEXICAN JUNE. The corn for the arid southwest When the white man was a pioneer in Arizona and New Mexico, he tried to grow corn but failed. The country and climate were condemned, corn could not be grown, but thanks to the good work of the various state and federal experiment stations. We have the Mexican June. This has been bred up by years of selection from seed which has existed among the

## CORN (Continued)

Indians from time anti-dating the Aztecs. Imperial Valley growers realized its merits ten years ago. In Arizona, New Mexico and Texas, it is now grown where no other variety will thrive. Plant in July and August.

Price on application.

## HONEY SORGHUM

This variety was only recently introduced into California and at once proved to be very desirable because of the large yield of grain as well as enormous growth of forage.

It is given special recommendation in the Farm Bureau Monthly and has proven highly satisfactory to all who grew it last year. Write for quantity.

Price, 25c per pound.

## MILO MAIZE

We have Dwarf Milo Maize grown in San Joaquin Valley from pedigreed stock. For the past four years the heads were carefully selected in the field before harvesting. Now we have a strain that grows about four feet high and produces forty per cent more than it did three years ago under the same climate and soil conditions. Our local grown milo maize is selected by us and has made us many friends.

## RHODES GRASS

Rhodes Grass is the best of all grasses in the valley on alkali and waterlogged soils, sow in warm weather only.

Mr. Fowler, east of El Centro, sowed Rhodes Grass on waterlogged soil and in three months he cut a heavy crop three feet high, it is a wonderful pasture grass. He reports it wonderful dairy feed as hay or pasture.

Price, 85c oz., per pound \$60.00

## WHEAT

**Sonora:** This variety is recommended because of large yield, earliness and drouth resistance. It is susceptible to rust and inclined to shatter, but it has long been a standard variety in Southern California back from the coast. It is classed as a soft, white wheat.

**Early Baart:** Another season has demonstrated that Early Baart Wheat is the right variety for the valley will yield 20 sacks per acre under dry conditions that would impair other crops.

## BARLEY

Sow 50 to 60 pounds per acre.

We aim to have the best. It is possible to procure. We can not fix a price because of the fluctuations of the market.

SEE OUR SPECIAL BOOKLET OF FIELD SEED FOR SUMMER PLANTING.

## FLOWER SEED

For the lack of space we only list a few of the most popular varieties for the Imperial Valley. We carry a full assortment of Flower Seeds and can furnish any variety wanted. Following list of 10c per package.

Ageratum, Mixed.  
 Alysum, Sweet White.  
 Alysum, Little Gem.  
 Antirrhinum Grandiflora, Mixed.  
 Asters Ostrich Plume Mixed.  
 Asters Comet Mixed.  
 Balsam, all sorts mixed.  
 Asters Branchings Mixed.  
 Calendula Mixed.  
 Calliopsis Mixed.  
 California Poppy Mixed.  
 California Poppy Yellow.  
 California Poppy Golden West.  
 Canterbury Bell, Cup and Saucer.  
 Canlytuft Mixed.  
 Carnation Marguerite.  
 Centurea Cynus Mixed.  
 Centaurea Bachelor Button.  
 Centaurea Candidissima.  
 Chrysanthemum Mixed.  
 Cosmos Mixed.  
 Daisy Double Mixed.  
 Digitalis Mixed.  
 Gaillardia Mixed.  
 Gypsophila Elegans.  
 Linum Rubrum.  
 Larkspur Tall Mixed.  
 Marigold Tall Double Mixed.  
 Mignonette Odorata Mixed.  
 Morning Glory Dwarf Mixed.  
 Morning Glory Tall Mixed.  
 Nasturtium Dwarf Mixed.  
 Nasturtium Tall Mixed.  
 Pansy Fine Mixed.  
 Pansy Large Mixed.  
 Phlox Fine Mixed.  
 Petunia Hybrid Mixed.  
 Pinks China.  
 Poppy Carnation Double Mixed.  
 Poppy Shirley Mixed.  
 Scabosia or Mourning Bride.  
 Salvia Splendens.  
 Stocks Ten Weeks Mixed.  
 Verbenia Mixed.  
 Wild Flower, Mixed California.  
 Zinnia Double Mixed.

## SWEET PEAS

We are headquarters for strictly highgrade sweet pea seed, they are the best that money can buy.

Culture: Sweet peas will thrive on most any kind of soil if enriched with a well rotted manure, but a heavy clay soil produces best results. Ample arbor should be provided to attain highest perfection of bloom. The vines will grow eight feet tall and become a solid mass of bloom, which should be cut every day to prolong the life of the plant. Apply from time to time some Blood Meal fertilizer, and water abundantly, but see that there is good drainage, that the roots do not rest in wet.

### SWEET PEAS SPENCER

All packages 10 cents.

Asta Ohn, Lavender ..... 45c oz., \$4.50 lb.  
 Countess Spencer ..... 45c oz., \$4.50 lb.  
 Etta Dyke, White ..... 45c oz., \$4.50 lb.  
 Elfrida Pierson light pink ..... 45c oz., \$4.50 lb.  
 King Edward, Spencer Scarlet .... 45c oz., \$4.50 lb.



# “Black Leaf 40”

## Spraying Information

---

“Black Leaf 40” is a concentrated solution of Nicotine Sulphate, manufactured by The Kentucky Tobacco Product Company and guaranteed to contain not less than 40% of nicotine by weight. It is perfectly soluble in cold water; does not clog the nozzle nor corrode the spray outfit; can be combined and applied with Lime-Sulphur, Bordeaux, Pyrox, Arsenate of Lead, Atomic Sulphur and such sprays. It is highly recommended by State and Government experts.

### WHAT IT IS USED FOR.

“Black Leaf 40” is used as a safe and effective spray for plant lice (aphids), thrips, leaf-hoppers and similar insect pests in the truck garden, orchard, flower garden, grove, park, vineyard, etc.

### REGARDING INSECTS.

Of the myriads of insects which attack plant-life there are two distinct classes—the “chewing” (eating) kind and the “sucking” kind. The “chewing” insects, such as beetles, caterpillars, etc., can be destroyed by spraying the foliage with a poison, such as Arsenate of Lead, which kills when it is eaten. On the other hand, the “sucking” insects feed by inserting their sharp, slender beaks into the interior of the leaf, blossom, etc. They can not eat plant tissue, and hence can not eat poisons. They must therefore be destroyed with a preparation which kills by coming into contact with their bodies; in other words by a “contact” insecticide. The most common sucking insects, with soft bodies, are the aphids (plant lice), thrips and leaf-hoppers. They may be effectively controlled with “Black Leaf 40,” a concentrated solution of nicotine sulphate guaranteed to contain 40% of nicotine by weight.

### FREE BULLETINS ON SPECIAL SUBJECTS.

From time to time bulletins are published on the use of “Black Leaf 40.” Those desiring more detailed information on spraying with “Black Leaf 40” for crop pests, will receive these bulletins free, upon request.





**"BLACK LEAF 40" SPRAY CALENDAR**

PLANTS	INSECTS	PARTS ATTACKED	DILUTE "B. L. 40"	WHEN TO SPRAY	REMARKS	
APPLE	Green and Rosy Aphis	Leaves, fruit, twigs. (Fire blight is spread by aphids).	1 to 1000	In Spring, when buds show green tips (at which time aphids are not protected by foliage).	For later treatments, spray when aphids are noticed; but do not wait until leaves become curled, thereby protecting the aphids. Write for Bulletin 1-L.	
	Woolly Aphis	Branches, trunk, twigs, roots	1 to 800	When insects are present. Also in Fall to protect roots. Dip or spray nursery stock.	For insects on roots of growing trees, remove soil and saturate roots with same formula. Write for Bulletin 1-L.	
	Leaf-hopper	Leaves, twigs, fruit	1 to 1000	When young hoppers are present.	Can be combined with Lime-Sulphur, Lead Arsenate and Bordeaux.	
	Red Bug	Leaves, fruit	1 to 800	When blossoms show pink; and When blossoms fall.	Can be combined with Lime-Sulphur, Lead Arsenate and Bordeaux when applied for scab and codling moth.	
PEAR	Psylla	Leaves, fruit, tender shoots	1 to 1000	For "Flies:" On warm days in November or December; March or early April. For Young: About time blossoms drop.	Spraying for "flies" is the most effective. To kill the young, it may be necessary to repeat the application if insects again become numerous.	
	False Tarnished Plant Bug	Leaves, fruit	1 to 1000	When blossoms are dropping.		
	Thrips	Buds, flowers, leaves, fruit	1 to 1600, or 1 to 1000	When buds open; and after blossoms drop, if insects still present.	If 1-1600 dilution is used, add 5 gallons miscible oil to every 200 gallons of spray.	
PEACH PLUM CHERRY	Black, Green and Mealy Aphis	Leaves, twigs	1 to 800	When buds open in the Spring, and again when insects are present.	Spray before the leaves begin to curl, so that aphids are not protected by foliage and can be bit by the spray.	
CURRANT GOOSEBERRY	Aphis	Leaves, shoots	1 to 1000	When insects are first present.	Use an angle nozzle in order to spray under sides of leaves.	
	Four-lined Leaf Bug	Buds, leaves, twigs	1 to 800	When bugs are small and red.	After bugs have become large, yellow and striped, the spray will not be effective.	
GRAPE	Leaf-hopper	Under surface of leaves	1 to 1600	When greatest number of young hoppers are present.	Write for Bulletins 4-K and 5-K. Black rot is spread by the leaf-hopper.	
CITRUS FRUIT	Thrips	Fruit, flowers, leaves	1 to 1800	Florida: Just before blossoms open. California: Several times in Spring, once in Fall.	Add 2½ gallons Lime-Sulphur to every 200 gallons of spray.	
ONION	Thrips	Leaves	1 to 1300	In seed-bed. In field: Before leaves show "white blight."	Dip sets before transplanting. Use good pressure in spraying. Write for Bulletin 11-N.	
PEA BEAN	Aphis	Leaves, pods, tips	1 to 1000	Spray as soon as the insects appear.	Write us for description of outfits.	
WATERMELON CANTALOUPE CUCUMBER	Aphis	Under surface of leaves	1 to 1000		Aphids may attack these plants, and others, as soon as growth starts in the Spring, or at any time thereafter.	Use an angle nozzle in order to spray the under side of the leaves. Send for Leaflet No. 30.
EGGPLANT PEPPER	Aphis	Leaves, fruit	1 to 1000		Most aphids feed on the under side of the leaves. This usually makes the leaves curl, especially when the insects become numerous.	Use an angle nozzle in order to spray under sides of leaves. Dip plants before transplanting. Write for Bulletin 2-L.
CABBAGE CAULIFLOWER TURNIP	Aphis	Leaves	1 to 1000			Write for Bulletin 3-L.
HOPS	Aphis	Leaves, cones	1 to 2500, or 1 to 3000			Do not wait for the leaves to curl, nor until the aphids become numerous. Spray before they get a good start.
ORNAMENTALS VINES FLOWERS SHADE TREES	Aphis Thrips Leaf-hoppers		1 to 1000			

## TABLES.

Basis, the U. S. Gallon—which is  $\frac{1}{8}$  less than the Canadian (Imperial) Gallon.  
 8 teaspoonfuls=1 fluid oz.      16 fluid ozs.=1 pint.      8 pints=1 gal.

**TABLE No. 1—A Dilution of 1 to 800.**

<b>"BLACK LEAF 40"</b>	<b>WATER</b>
About $1\frac{1}{2}$ teaspoonfuls.....	1 gallon
1 fl. oz. (8 teaspoonfuls)....	$6\frac{1}{2}$ gallons
8 fl. oz. ( $\frac{1}{2}$ pint).....	50 gallons
16 fl. oz. (1 pint).....	100 gallons

**TABLE No. 2—A Dilution of 1 to 1000.**

<b>"BLACK LEAF 40"</b>	<b>WATER</b>
About 1 teaspoonful.....	1 gallon
1 fl. oz. (8 teaspoonfuls)....	$8\frac{1}{2}$ gallons
6 fl. oz. ( $\frac{3}{8}$ pint).....	50 gallons
12 fl. oz. ( $\frac{3}{4}$ pint).....	100 gallons

**TABLE No. 3—A Dilution of 1 to 1600.**

<b>"BLACK LEAF 40"</b>	<b>WATER</b>
About $\frac{3}{4}$ teaspoonful.....	1 gallon
1 fl. oz. (8 teaspoonfuls)....	$12\frac{1}{2}$ gallons
4 fl. oz. ( $\frac{1}{2}$ pint).....	50 gallons
8 fl. oz. ( $\frac{1}{2}$ pint).....	100 gallons

**TABLE No. 4—A Dilution of 1 to 2000.**

<b>"BLACK LEAF 40"</b>	<b>WATER</b>
About $\frac{1}{2}$ teaspoonful.....	1 gallon
1 fl. oz. (8 teaspoonfuls)....	$15\frac{1}{2}$ gallons
$3\frac{1}{2}$ fl. oz. ( $\frac{1}{2}$ pint).....	50 gallons
$6\frac{1}{2}$ fl. oz. ( $\frac{1}{2}$ pint).....	100 gallons

**TABLE No. 5—A Dilution of 1 to about 2500 to 3000.**

<b>"BLACK LEAF 40"</b>	<b>WATER</b>
$4\frac{1}{2}$ fluid ounces (about $\frac{1}{4}$ pint).....	85 to 100 gallons

## SOAP AS A SPREADER.

In order to assist the "Black Leaf 40" to penetrate to and thoroughly wet the insect, it is advisable when spraying with "Black Leaf 40" alone to add 3 to 4 pounds of dissolved soap to every 100 gallons of spray. When using "Black Leaf 40" in combination with other sprays, do not use soap.

### "BLACK LEAF 40" IS PACKED AS ILLUSTRATED.


Each package will make the number of gallons of spraying material stated below, depending upon the various insects to be destroyed.




1 Oz., 25c



$\frac{1}{2}$  lb., 75c



2 lbs., \$2.50



10 lbs. \$10.75

Makes 6 Gals. Makes 40-150 Gals. Makes 160-600 Gals.

Makes 800-3000 Gals.

## The Kentucky Tobacco Product Company, INCORPORATED

Manufacturers of "Black Leaf 40."

LOUISVILLE, KY., U. S. A.



## SWEET PEAS (Continued)

Marguerite Madison, light blue... 45c oz., \$4.50 lb.  
 Mixed Spencer ..... 25c oz., \$2.50 lb.

### GRANDIFLORA VARIETIES

Blanch Ferry, pink and white .... 25c oz., \$2.00 lb.  
 Brilliant Blue ..... 25c oz., \$2.00 lb.  
 Dorothy Eckford, white ..... 25c oz., \$2.00 lb.  
 Hon. E. Kenyon, yellow ..... 25c oz., \$2.00 lb.  
 King Edward VII, red ..... 25c oz., \$2.00 lb.  
 Lady Grisel Hamilton, lavender ... 25c oz., \$2.00 lb.  
 Prima Donna, pink ..... 25c oz., \$2.00 lb.  
 Othello, maroon ..... 25c oz., \$2.00 lb.  
 Mixed ..... 20c oz. \$1.50 lb.

## CUT FLOWERS AND FLORISTS SUPPLIES

Our Cut Flower department is sufficiently equipped to furnish fresh flowers of all kinds in season on short notice. We also carry supplies for funeral and banquet work. "Say it with flowers." Along with the above, you will find our assortment of flower baskets and stands interesting and beautiful.

## LAWN GRASS

Australian Rye Grass ..... 35c lb.  
 Kentucky Blue Grass ..... \$1.00 lb.  
 Lippia Repens .....  
 White Clover ..... \$1.10 lb.  
 Bermuda Grass ..... 60c lb.

## FERTILIZER FISH MEAL

Has been used in this valley for a number of years, on quick crops, such as cantaloupes, peas and beans, and other vegetables, and we highly recommend it in poor soils, but at the same time warn against putting it closer than ten inches to the seed or plant, as it seems to form a bacteria that is too strong. The usual method of applying is to drill in about ten inches below the seed and let it absorb with the irrigation. A mixture of Fish Meal and Super Phosphate gives excellent results on poor soil, using about five hundred to one thousand pounds to the acre.

Price per 100 lbs \$6.00.

Price on larger quantities given on application.

## GYPSUM

We recommend Gypsum, using one or two tons to the acre on alkali soils, to counteract the alkali. It also helps to work up the soils. Frequently a very alkali soil can be built up with Gypsum, and be put in condition to last through many different crops.

## SUPERPHOSPHATE

Is being used very extensively for the past few years on cantaloupe crops and other quick crops. It is used, being drilled, similar to Fish Meal, applying about five hundred pounds to the acre. Where it is applied on rich soils, it makes a decided increase in the production, and every one that has used it recommends it highly having used it to a great advantage. We know of no other fertilizer to use on ordinary soils in the valley. We are in a position to furnish this in carload lots at special prices:

## BACTERIAS

Bacterias for inoculation of legumes. Many of our customers have reported a decided increase in the crops by the use of bacteria. We handle all the standard bacterias at market prices. Among the popular ones:

Mulford's.  
 Nitrosoil.  
 Farmogerm.

## INSECTICIDES ARSENIC OF LEAD

1-lb packages ..... 70c  
 5-lb. packages ..... \$2.75  
 10-lb. packages ..... \$5.00  
 20-lb drums ..... \$9.50

## PARIS GREEN

5 lb. can ..... \$4.00  
 1 lb. can ..... \$1.00  
 1/2 lb. can ..... 75c



## BLACK LEAF 40

1 oz. bottles ..... 30c  
 1/2-lb. cans ..... \$1.00  
 2-lb cans ..... \$3.25  
 10-lb cans ..... \$13.75

## SQUIRREL POISON

Moore's

Small size ..... 65c  
 Medium Size ..... \$1.30  
 Gallon ..... \$2.10  
 5 gallon ..... \$7.25

## SULPHUR

As an insecticide is used for the control of Red Spider and Mildew. Is used extensively on vines and vegetables. The sulphur we have to offer is the purest that money can buy. We offer three brands but would recommend:

Anchor Brand ..... 110 pound sack \$6.75

## WHALE OIL SOAP (Fish Oil)

This is not only an excellent insecticide for killing plant lice and fungus growth, but should be mixed with most all liquid sprays, except arsenate, as it causes the spray to adhere much better to the leaves.

1 pound 25 cents.

## LONDON PURPLE

Positive Red Ant Destroyer

1 pound ..... 60 cents.  
 10 pounds ..... \$5.00

## WEEDICATOR

Absolutely kills Johnson Grass and other noxious weeds by simple method of spraying. See our free booklet.

Price 1 Gallon \$2.50, 50 Gallon Barrel \$100.00

**CARBON BI-SULPHIDE**

Carbon Bi-Sulphide, Liquid for exterminating gophers, squirrels, ants, or any other vermin that lives under the ground. Saturate cotton or other absorbent, put deep in hole and close all openings. For ants, pour into the openings. For weevil in grain, put grain in air tight chamber. For 100 cubic feet of space use ½ pint Carbon Bi-Sulphide, saturate it into any absorbent so that it will evaporate quickly; close the chamber tightly for three or four hours. It is not necessary to remove the grain from the sacks. Notice: It is very combustible. Do not smoke or have fire near while handling.

Used extensively for killing Morning Glory.  
 Price, 1 Gallon ..... \$2.35  
 Price, 5 Gallon ..... \$8.50

**CALISPRAY No 15**

A dust for killing Aphis. We have found it more effective than any other dust used on this market for this purpose

**CALISPRAY No. 21**

For Leaf Hopper. It has no equal.  
 Price on application.

**SPRAYERS**

**COMPRESSED AIR SPRAYERS**

Perfection (Galvanized) ..... \$8.75  
 Perfection (Brass) ..... \$12.50  
 Success Knapsack ..... \$28.00  
 Prize Knapsack ..... \$19.00  
 Misty ..... 75c each  
 Wheel barrow outfit, No. 31 with compressed air tank ..... \$38.50 each

**SPRAYER ATTACHMENTS**

Extension Rods ..... 75c each  
 Wagon Boom, 4 Row Attachment ..... \$12 each

**DUSTERS**

Holmes Blower ..... \$5.50 each  
 American Beauty Duster ..... \$21.00 each

**CULTIVATORS, SEEDERS AND PLANTERS**

Cahoon (Broadcast) ..... \$6.00 each  
 Corn Planters Segment ..... \$2.25  
 Columbian No. 10 ..... \$26.50  
 Columbian No. 4 ..... \$31.00  
 Cylinder for Columbia ..... 80c  
 Hopper for No. 4 ..... \$3.25

**POULTRY SUPPLIES**

Our line of poultry supplies is very complete, having both foods and remedies at market prices.

**EGG BOXES**

Parcel post egg boxes, 1 doz. size ..... 25c each  
 Humpty Dumpty Egg Carriers 15 doz. .... 35c each

**EGG CASE FILLERS**

Per Dozen ..... 45c each  
 Per Case ..... \$4.75 each

**DRINK FOUNTAINS**

Earthen 1 quart ..... 30c each  
 Earthen 2 quart ..... 40c each  
 Earthen 4 quart ..... 60c each  
 Galvanized Iron 1 quart ..... 45c each  
 Galvanized Iron 2 quart ..... 55c each  
 Galvanized Iron 4 quart ..... 75c each

**CHICK FEEDERS**


Galvanized Double 12 inch ..... 55c each  
 Galvanized Double, 18 inch ..... 75c each  
 Galvanized Single 12 inch ..... 35c each  
 Galvanized Single 18 inch ..... 45c each

**LEG BANDS**

Flat Aluminum, per dozen ..... 15c  
 Flat Aluminum per 100 ..... 80c  
 Spirol, per dozen ..... 15c  
 Spirol, per 100 ..... 80c

**PLANET JR.**

No. 3 Seeder ..... \$21.75  
 No. 4 Seeder ..... \$23.75  
 No. 4D Seeder ..... \$13.75  
 No. 5 Seeder ..... \$24.25



**SEED TRYERS**

Steel 4, 5, 6 inch ..... \$2.60

**TRAPS**

Superior Gopher ..... 25c  
 California Box No. 44 ..... 35c  
 Macabee Gopher ..... 25c

**TWINE**

Sewing No. 1 ..... \$1.25 per lb.  
 Sewing No. 2 ..... 95c

**NURSERY STOCK**

We carry a very complete line of nursery stocks, including ornamental plants and fruit trees. We will have an unusual assortment of roses for December delivery. We have contracted for a large shipment of excellent Grapefruit trees, and are now booking orders for \$1.75 each. However, we give a special price on large quantities.

In season we will have a large assortment of fruit trees of all kinds, that are especially adapted to this climate.

Get our special nursery list.

A few of our specialties:

Roses, palms, ferns, shade trees, ornamental vines, berries, grape fruit, oranges, lemons, apricots, peaches and grape vines.

We also handle Leaf Mold, fertilizers, hanging baskets, flower pots, and a full assortment of nursery supplies.



## *MAKE YOUR HOME ATTRACTIVE*

Fruit and shade trees, shrubs and flowers, the kitchen garden, are sources of profit as well as enjoyment. Often the value of your lot or ranch is increased many times the expense of labor incurred and your home life is made more comfortable. If judiciously planned and carried out we recommend such planting as the individual case warrants as A GOOD INVESTMENT in dollars and in satisfaction derived.

**FIRST NATIONAL BANK**  
Brawley, California

---

## *A MESSAGE TO THE LADY OF THE HOUSE*

The Brawley Hardware Co. invites you to make this store your headquarters while in Brawley. We maintain a very comfortable ladies rest room on our Mezzanine Floor which is at your disposal.

We are distributors for Brunswick Phonographs, Warren Oil and Goodrich Tires, Patton's Sunproof Paint, Kitchen Furnishings, Hardware, Paints, Stoves, Refrigerators, Electrical Goods, Tools and Automobile Accessories.

**BRAWLEY HARDWARE CO.**


# CUFF-ARCHIAS SEED CO.

BRAWLEY, CALIFORNIA

*Largest Seed House in the  
World Below Sea  
Level*



Dwarf Telephone



Chilian



Ventura



King of the Earlyes



7 of Our Leaders



Scarlet Turnip



Early Adams