

F. Milton Hawley
Associate R. I. B.A.
November 4th 1903.

AN ANALYSIS OF
GOTHIC ARCHITECTURE

ILLUSTRATED BY A SERIES OF UPWARDS OF SEVEN
HUNDRED EXAMPLES OF DOORWAYS, WINDOWS,
MOULDINGS, ROOFS, ARCHES, CROSSES, PANELS, BUT-
TRESSES, SEATS, SCREENS, ETC., AND ACCOMPANIED
WITH REMARKS ON THE SEVERAL DETAILS OF AN
ECCLESIASTICAL EDIFICE

BY RAPHAEL AND J. ARTHUR BRANDON

AUTHORS OF "OPEN TIMBER ROOFS OF THE MIDDLE AGES," ETC.



NEW EDITION — VOLUME II.

Edinburgh

JOHN GRANT

31 GEORGE IV. BRIDGE

MCMIII



Digitized by the Internet Archive
in 2018 with funding from
Getty Research Institute

INDEX TO ILLUSTRATIONS.

Those marked with an asterisk are in the Appendix Plates, which will be found at the end of Vol. I.

WINDOWS.	NO. OF LIGHTS	FIGURE	PAGE	SECTION	PLATE
Waltham Abbey Church	one	—	—	I. Norman	3
Interior of ditto	one	—	—	I. Ditto	3
Darenth Church, Kent	triplet	—	—	I. Ditto	2
Tangmere Church, Sussex	one	—	12		
Waltham Abbey Church	circular	—	14		
New Haven, Sussex	belfry	—	37		
*Southeast Church, Sussex	one	1	—		
*Stourbridge, Cambridgeshire	one	2	—		
*Nately, Hampshire	one	3	—		
* Interior of ditto	4	—		
*Waltham Abbey Church	clearstory	5	—		
Clymping, Sussex	one	—	—	I. Semi-Norman	5
*New Shoreham, Sussex	6	—		
Stoke Pogis, Bucks	couplet	—	—	I. Early English	1
Great Wenham, Suffolk	triplet	—	—	I. Ditto	1
Shorne, Kent	lancet	—	—	I. Ditto	1
Ovington, Hampshire	lancet	—	—	I. Ditto	1
Eastwick, Herts	lancet	—	—	I. Ditto	1
Wivelsfield, Sussex	triplet	—	—	I. Ditto	4
Lindfield, Sussex	triplet	—	—	I. Ditto	4
Clymping, Sussex	lancet	—	—	I. Ditto	4
Hangleton, Sussex	lancet	—	—	I. Ditto	4
Lindfield, Sussex	quatrefoil	—	—	I. Ditto	4
Little Wenham, Suffolk	two	—	—	I. Ditto	5
Lindfield, Sussex	two	—	—	I. Ditto	5
Oundle, Northamptonshire	five lancets	—	—	I. Ditto	7
Interior of ditto	—	—	I. Ditto	7
Raydon, Suffolk, North Side	lancet	—	—	I. Ditto	8
Ditto, ditto, South Side	lancet	—	—	I. Ditto	8
Wiley, Wilts	triplet	—	—	I. Ditto	9
Meopham, Kent	three	—	—	I. Ditto	10
Brockworth, Gloucestershire	lancet	—	—	I. Ditto	11
Exterior of same	—	—	I. Ditto	11
Meopham, Kent	three	—	—	I. Ditto	11
Barnwell, Cambridgeshire	triplet	—	—	I. Ditto	12
Great Casterton, Rutland	lancet	—	—	I. Ditto	13
Raydon, Suffolk	two	—	—	I. Ditto	13
St Bartholomew, Sandwich	triplet	—	—	I. Ditto	15
Exterior of ditto	—	—	I. Ditto	15
Hythe, Kent	lancet	—	—	I. Ditto	17
Stoke Albany, Northants	two	—	—	I. Ditto	17
Hythe, Kent	lancet	—	—	I. Ditto	20
Tinwell, Rutland	triplet	—	—	I. Ditto	20
Great Casterton, Rutland	one	—	—	I. Ditto	20
Manton, Rutland	lancet	—	17		
Tangmere, Sussex	lancet	—	17		
South Newton, Wiltshire	couplet	—	18		
Glaphorne, Northamptonshire		
Ditto, ditto	} two	—	21		
Ditto, ditto	}	—		
Aldwinkle, Northamptonshire	four	—	22		

The Plates on this page are mostly in Vol. I., arranged in Sections.

WINDOWS— <i>continued.</i>	NO. OF LIGHTS	FIGURE	PAGE	SECTION	PLATE
Dunton Basset, Leicestershire	three	—	24		
Evington, Leicestershire	four	—	25		
Ditto, ditto	four	—	25		
Westhampton, Sussex	lancet	—	33		
Achurch, Northamptonshire	lancet	—	39		
*Clymping, Sussex	lancet	8	—		
*Lindfield, Sussex	lancet	9	—		
*Winnal Magdalen, Hampshire	lancet	10	—		
*Clymping, Sussex	lancet	11	—		
*Thanington, Kent	lancet	12	—		
*Hythe, Kent	couplet	13	—		
*Great Wenham, Suffolk	couplet	14	—		
*Ringstead, Northamptonshire	lancet	15	—		
*Hartley, Kent	couplet	16	—		
*Blakeney, Norfolk	seven lancets	17	—		
*Lyddington, Berkshire	three	18	—		
*Felmarsham, Bedfordshire	two	19	—		
*Belgrave, Leicestershire	two	20	—		
*Grafton Underwood, Northamptonshire	two	21	—		
*Cranford St Andrew's, Northamptonshire	two	22	—		
*Cranford St John, Northamptonshire	three	23	—		
*Doddington, Northamptonshire	three	24	—		
*Cransley, Northamptonshire	three	25	—		
*Stoke Albany, Northamptonshire	three	26	—		
*Little Harrowden, Northamptonshire	four	27	—		
*Doddington, Northamptonshire	three	28	—		
*Oundle, Northamptonshire	three	29	—		
Northfleet, Kent	two	—	—	I. Decorated	1
Ditto, ditto	two	—	—	I. Ditto	1
Ditto, ditto	three	—	—	I. Ditto	2
Chesham Bois, Buckinghamshire	two	—	—	I. Ditto	2
Chenies, Buckinghamshire	two	—	—	I. Ditto	3
Chesham, Buckinghamshire	two	—	—	I. Ditto	3
Waltham Abbey Church		—	—	I. Ditto	3
Ditto ditto interior	circular	—	—	I. Ditto	3
Ditto ditto		—	—	I. Ditto	4
Ditto ditto	two	—	—	I. Ditto	4
St Michael's, St Alban	two	—	—	I. Ditto	4
Roydon, Essex	two	—	—	I. Ditto	5
Northfleet, Kent	two	—	—	I. Ditto	5
Lindfield, Sussex	five	—	—	I. Ditto	6
Holbeach, Lincolnshire	four	—	—	I. Ditto	7
Capel St Mary, Suffolk	two	—	—	I. Ditto	8
St Margaret's, Hertfordshire	two	—	—	I. Ditto	8
St Mary's, Stratford, Suffolk	four	—	—	I. Ditto	9
Holbeach, Lincolnshire	three	—	—	I. Ditto	11
Ditto, ditto	three	—	—	I. Ditto	12
Roydon, Essex	two	—	—	I. Ditto	13
St Margaret's, Hertfordshire	four	—	—	I. Ditto	13
Boughton Aluph, Kent	four	—	—	I. Ditto	15
Sleaford, Lincolnshire	four	—	—	I. Ditto	18
Herne, Kent	three	—	—	I. Ditto	20
Chartham, Kent	two	—	—	I. Ditto	22
Sleaford, Lincolnshire	four	—	—	I. Ditto	26
Bottisham, Cambridgeshire	three	—	—	I. Ditto	27
Trumpington, Cambridgeshire	five	—	—	I. Ditto	29
Worstead, Norfolk		—	—	I. Ditto	36
Ditto, ditto		—	—	I. Ditto	36
Paston, Norfolk		—	—	I. Ditto	36
Hingham, Norfolk		—	—	I. Ditto	36
Ditto, ditto		—	—	I. Ditto	36
Ditto, ditto		—	—	I. Ditto	36
Rushden, Northamptonshire		—	—	I. Ditto	36
Fulmodiston, Norfolk		—	—	I. Ditto	36
Badgeworth, Gloucestershire	two	—	—	I. Ditto	38

The Plates on this page are mostly in Vol. II., arranged in Sections.

INDEX TO ILLUSTRATIONS.

iii

WINDOWS— <i>continued.</i>	NO. OF LIGHTS	FIGURE	PAGE	SECTION	PLATE
Cottingham, Northamptonshire	four	—	27		
Sawbridgeworth, Hertfordshire	three	—	27		
Southfleet, Kent	two	—	27		
Ringstead, Northamptonshire	five	—	27		
Holton St Mary, Suffolk	two	—	27		
St Alban's Abbey Church	two	—	28		
Southfleet, Kent	two	—	28		
Sawbridgeworth, Hertfordshire	three	—	28		
Wheathampstead, Hertfordshire	four	—	30		
Rouen, Normandy	three	—	30		
Tunstead, Norfolk	three	—	31		
Farndish, Bedfordshire	two	—	33		
Brandon, Norfolk	five	—	34		
Bicker, Lincolnshire	two	—	34		
Southfleet, Kent	two	—	34		
Keymer, Sussex	two	—	34		
Cottingham, Northamptonshire		—	35		
Meopham, Kent		—	36		
Filby, Norfolk		—	36		
St Alban's Abbey Church	lancet	—	39		
Southfleet, Kent	two	—	41		
Shorne, Kent	two	—	41		
Northfleet, Kent	two	—	41		
St Nicholas, Colchester	two	—	42		
Harbledown, Kent	two	—	43		
Southfleet, Kent	five	—	43		
*Barnwell, Northamptonshire	two	30	—		
*Burton, Leicestershire	two	31	—		
* Ditto, ditto	two	32	—		
* Ditto, ditto	two	33	—		
*Fleet, Lincolnshire	three	34	—		
*Lyddington, Berkshire	two	35	—		
*Witham, Essex	two	36	—		
*St Alban's Abbey Church	two	37	—		
*Hingham, Norfolk	three	38	—		
*Exton, Rutlandshire		39	—		
*Mickleham, Surrey	three	40	—		
*Exton, Rutlandshire		41	—		
*Tilsworth, Bedfordshire	three	42	—		
*Cranford St Andrew's, Northamptonshire		43	—		
* Interior of ditto		46	—		
*Trunch, Norfolk		44	—		
*Gosgrove, Northamptonshire		45	—		
*Shiere, Surrey	three	47	—		
*Wimington, Bedfordshire	five	48	—		
*Shiere, Surrey	four	49	—		
*Sutton at Hone, Kent	three	53	—		
*Ely		50	—		
* Interior of ditto		52	—		
*Long Staunton, Cambridgeshire	four	54	—		
*Little Waltham, Essex	three	55	—		
*Ashwell, Rutlandshire	three	62	—		
*Harbledown, Kent	two	63	—		
*Wimington, Bedfordshire	three	66	—		
* Ditto, ditto	two	67	—		
*Cley, Norfolk	three	68	—		
*Billington, Bedfordshire	two	69	—		
King's Worthy, Hampshire	two	—	—	I. Perpendicular	3
Basingstoke, Hampshire	four	—	—	I. Ditto	4
Northfleet, Kent	three	—	—	I. Ditto	5
Chalk, Kent	one	—	—	I. Ditto	5
Dummer, Hampshire	one	—	—	I. Ditto	5
Wilton, Norfolk	one	—	—	I. Ditto	10
Uffington, Lincolnshire	three	—	—	I. Ditto	13
Lavenham, Suffolk		—	—	I. Ditto	13

The Plates on this page are mostly in Vol. II., arranged in Sections.

b

WINDOWS— <i>continued</i> .	NO. OF LIGHTS	FIGURE	PAGE	SECTION	PLATE
Lavenham, Suffolk, Interior		—	—	I. Perpendicular	13
West Tarring, Sussex	five	—	—	I. Ditto	16
Chesham, Buckinghamshire	three	—	—	I. Ditto	18
Ristangles, Suffolk	three	—	—	I. Ditto	18
Westwick, Norfolk		—	—	I. Ditto	22
St Lawrence, Norwich		—	—	I. Ditto	22
St George's, Norwich		—	—	I. Ditto	22
Bradfield, Norfolk		—	—	I. Ditto	22
St Peter's, Norwich		—	—	I. Ditto	22
Bradfield, Norfolk		—	—	I. Ditto	22
Coltishall, Norfolk		—	—	I. Ditto	22
Little Shelford, Cambridgeshire	five	—	—	I. Ditto	23
Churchdown, Gloucestershire	three	—	24		
Ashby St Leger's, Northamptonshire	three	—	32		
Blackeney, Norfolk	four	—	33		
Humberstone, Leicestershire	three	—	36		
Hunworth, Norfolk		—	38		
Winterton, Norfolk		—	39		
Rushton Lodge		—	47		
*Chellington, Bedfordshire	four	56	—		
*Odell, Bedfordshire	four	57	—		
*St John's, Stamford	five	58	—		
*Cirencester, Gloucestershire	four	59	—		
*Felmarsham, Bedfordshire	three	61	—		
*Donington, Lincolnshire	five	60	—		
*Wootton, Bedfordshire	three	65	—		
*St Peter's, Northampton	three	64	—		

MOLDINGS.

Caps, Bases, and Stringcourses		—	—	I. Decorated	30
Caps, Bases, and Stringcourses		—	—	I. Ditto	30
Caps, Bases, and Stringcourses		—	—	I. Early English	24
Worstead, Norfolk		—	—	I. Decorated	35
Tunstead, Norfolk		—	—	I. Perpendicular	26
Deopham, Norfolk		—	—	I. Ditto	25
Kenninghall, Norfolk		—	—	I. Ditto	25
Haslingfield, Cambridgeshire		—	—	I. Ditto	25
*Caldecott, Northants	} Basement Moldings				
*Ringstead, Northants					
*Fen Ditton, Cambridgeshire					
*Heckington, Lincolnshire					
*Wissendine, Rutlandshire					
*Exton, Rutlandshire					
*Greetham, Rutlandshire					
Gosgrove, Northamptonshire	String				
St Martin's Leicester	} Corbel Tables				
Bicker, Lincolnshire					
Oadby, Leicestershire					
*Cottesmore, Rutlandshire	} Spire Tables				
*Greetham, Rutlandshire					
*Wellingborough, Northants					
*Achurch, Northants					
Sandridge, Hertfordshire					
Bapchild, Kent	String				
Skelton, York					

DOORWAYS.

Nately, Hampshire		—	—	I. Norman	1
Old Shoreham, Sussex		—	—	I. Ditto	2
Wootton, Gloucestershire		—	—	I. Ditto	4
Sempringham, Lincolnshire		—	—	I. Ditto	6

The Plates on this page are mostly in Vol. II., arranged in Sections.

INDEX TO ILLUSTRATIONS.

v

DOORWAYS— <i>continued.</i>	FIGURE	PAGE	SECTION	PLATE
Orpington, Kent	—	—	I. Semi-Norman	1
Meopham, Kent	—	—	I. Early English	3
Holton St Mary's, Suffolk	—	—	I. Ditto	3
Warmington, Northamptonshire	—	—	I. Ditto	21
St Martin's, Leicester	—	—	I. Ditto	23
*Barnwell, Northamptonshire	} Plate 7.			
*Felmarsham, Bedfordshire				
*St Margaret's, Hertfordshire				
*Burton, Leicestershire				
Sutton at Hone, Kent	—	—	I. Decorated	1
Holbeach, Lincolnshire	—	—	I. Ditto	10
Brandon, Norfolk	—	—	I. Ditto	12
Milton, Kent	—	—	I. Ditto	14
Heckington, Lincolnshire	—	—	I. Ditto	23
Swatton, Lincolnshire	—	—	I. Ditto	23
North Mimms, Hertfordshire	—	—	I. Ditto	25
Cley, Norfolk	—	—	I. Ditto	39
Fen Ditton	—	51		
Ewerby, Lincolnshire	—	69		
Aldwinkle, Northamptonshire	—	70		
Leir, Leicestershire	—	75		
Trunch, Norfolk	—	75		
Felmarsham, Bedfordshire	—	76		
Higham Ferrars	—	76		
Weekley, Northamptonshire	—	77		
St Alban's Abbey Church	—	—	I. Perpendicular	1
Basingstoke, Hampshire	—	—	I. Ditto	3
Lavenham, Suffolk	—	—	I. Ditto	6
Ditto, ditto, Interior	—	—	I. Ditto	7
Chesham, Buckinghamshire	—	—	I. Ditto	17
Coltishall, Norfolk	—	—	I. Ditto	20
Towcester, Northamptonshire	—	73		
Shorne, Kent	—	74		
Islip, Northamptonshire	—	74		
Cransley, Northamptonshire	—	75		
Grundisburgh, Suffolk	—	76		
Merstham, Surrey	—	76		
PIERS AND ARCHES.				
New Shoreham, Sussex	—	—	I. Semi-Norman	2
Ditto, ditto	—	—	I. Ditto	3
Ditto, ditto	—	—	I. Ditto	4
Codford St Mary, Wiltshire	—	—	I. Ditto	5
*Polstead, Suffolk	—	—		
St Mary's Cray, Kent	—	—	I. Early English	2
Matching, Essex	—	—	I. Ditto	2
Erith, Kent	—	—	I. Ditto	2
Clymping, Sussex	—	—	I. Ditto	5
Preston, Sussex	—	—	I. Ditto	5
Westminster Abbey Church	—	8		
Acton Bunnell, Shropshire	—	78		
Barnwell, Northamptonshire	—	79		
Eaton Bray, Bedfordshire	—	80		
*Boxgrove, Sussex	—	—		
*St Martin's, Leicester	—	—		
Bottisham, Cambridgeshire	—	—	I. Decorated	16
Brockworth, Gloucestershire	—	—	I. Ditto	21
Boughton Aluph, Kent	—	—	I. Ditto	21
Morton, Lincolnshire	—	—	I. Ditto	21
Trumpington, Cambridgeshire	—	—	I. Ditto	21
Lindfield, Sussex	—	—	I. Perpendicular	14

The Plates on this page are mostly in Vol. II., arranged in Sections.

PIERS AND ARCHES— <i>continued.</i>	FIGURE	PAGE	SECTION	PLATE
Lavenham, Suffolk	—	—	I. Perpendicular	14
Westminster Abbey Church	—	8		
Ditto ditto	—	7		
PANELS.				
Lavenham, Suffolk	—	—	I. Perpendicular	8
St Mary's, Stratford, Suffolk	—	—	I. Ditto	19
Eye, Suffolk	—	—	I. Ditto	19
DIAPERS.				
Westminster Abbey Church	—	—	I. Early English	19
Hatfield Broadoaks, Essex	—	—	I. Ditto	19
St Alban's Abbey Church	—	—	I. Decorated	24
Westminster Abbey Church	—	—	I. Ditto	24
BUTTRESSES.				
Raydon, Suffolk	—	—	I. Early English	14
Little Wenham, Suffolk	—	—	I. Ditto	14
Holbeach, Lincolnshire	—	—	I. Decorated	17
Fen Ditton, Cambridgeshire	—	—	I. Ditto	17
Debenham, Suffolk	—	—	I. Ditto	19
Bottisham, Cambridgeshire	—	—	I. Ditto	19
Achurch, Northamptonshire	—	—	I. Early English	22
St Margaret's, Leicester	—	83		
Redgrave, Suffolk	—	84		
Pytchley, Northamptonshire	—	84		
Besthorpe, Norfolk	—	85		
Blakeney, Norfolk	—	85		
St Mary's, Stratford, Suffolk	—	—	I. Perpendicular	11
Lavenham, Suffolk	—	—	I. Ditto	12
Ryall, Rutlandshire	—	—	I. Ditto	24
New Walsingham, Norfolk	—	—	I. Ditto	24
PARAPETS.				
Heckington, Lincolnshire	—	—	I. Decorated	37
Ditto, ditto	—	—	I. Ditto	37
Evington, Leicestershire	—	—	I. Ditto	37
Lavenham, Suffolk	—	—	I. Perpendicular	12
St Mary's, Stratford, Suffolk	—	—	I. Ditto	11
CROSSES.				
Barnack, Northamptonshire	—	88		
Witchford, Wiltshire	—	—	I. Early English	16
Edith Weston, Rutlandshire	—	—	I. Ditto	16
Helpringham, Lincolnshire	—	—	I. Ditto	16
St Mary's, Stamford	—	—	I. Ditto	16
Little Casterton, Rutlandshire	—	—	I. Ditto	16
Barnwell, Northamptonshire	—	—	I. Ditto	25
St Patrick's, Dublin	—	—	I. Ditto	25
Tinwell, Rutlandshire	—	—	I. Decorated	28
Ewerby, Lincolnshire	—	—	I. Ditto	28
Peterborough, Northamptonshire	—	—	I. Ditto	28
Peakirk, Northamptonshire	—	—	I. Ditto	28
Methwold, Norfolk	—	—	I. Ditto	28
St Mary's, Norwich	—	—	I. Ditto	33

The Plates on this page are mostly in Vol. II., arranged in Sections.

CROSSES— <i>continued.</i>	FIGURE	PAGE	SECTION	PLATE
Ludham, Norfolk	—	—	I. Decorated	33
Ditto, ditto	—	—	I. Ditto	33
Hingham, Norfolk	—	—	I. Ditto	33
Haslingfield, Cambridgeshire	—	—	I. Ditto	33
Stoke Ferry, Norfolk	—	—	I. Perpendicular	15
Morton, Lincolnshire	—	—	I. Ditto	15
Brandon, Norfolk	—	—	I. Ditto	15
Billingborough, Lincolnshire	—	—	I. Ditto	15
West Lynn, Norfolk	—	—	I. Ditto	15
Gunthorpe, Norfolk	—	—	I. Ditto	21
Trunch, Norfolk	—	—	I. Ditto	21
Oakham, Rutlandshire	—	—	I. Ditto	21
Ditto, ditto	—	—	I. Ditto	21
Stody, Norfolk	—	—	I. Ditto	21
FONTS.				
Weston, Lincolnshire	—	—	I. Early English	27
Redgrave, Suffolk	—	—	I. Decorated	32
Clymping, Sussex	—	—	I. Perpendicular	28
SEDILIA.				
*Great Wenham, Suffolk	14	—		
Preston, Sussex	—	—	I. Early English	6
Cobham, Kent	—	—	I. Perpendicular	9
PISCINA.				
Wivelsfield, Sussex	—	—	I. Early English	6
CHAMFER TERMINATIONS.				
Twenty Specimens	—	—	I. Early English	26
Ten Specimens	—	—	I. Decorated	34
GABLETS.				
Capel St Mary, Suffolk	—	—	I. Decorated	31
Swafeld, Norfolk	—	—	I. Ditto	31
Trunch, Norfolk	—	—	I. Ditto	31
Little Shelford, Cambridgeshire	—	—	I. Ditto	31
Ditto, ditto	—	—	I. Ditto	31
Stapleford, Cambridgeshire	—	—	I. Ditto	31
Coltishall, Norfolk	—	—	I. Ditto	31
Tunstead, Norfolk	—	—	I. Ditto	31
DRIPSTONE TERMINATIONS.				
Swafton, Lincolnshire	—	—	I. Early English	18
St Margaret's, Hertfordshire	—	—	I. Ditto	18
Debenham, Suffolk	—	—	I. Ditto	18
Little Wenham, Suffolk	—	—	I. Ditto	18
St Cross, Hampshire	—	—	I. Ditto	18
Westminster Abbey Church	—	—	I. Ditto	18
Four Specimens	—	—	I. Decorated	34
Twelve Specimens	—	—	I. Perpendicular	27

The Plates on this page are mostly in Vol. II., arranged in Sections.

	FIGURE	PAGE	SECTION	PLATE
ROOFS.				
Wymondham, Norfolk	—	—	II. Woodwork	17, 18, 19
Capel St Mary, Suffolk	—	—	II. Ditto	22, 23
Stuston, Suffolk	—	—	II. Ditto	24
Grundisburgh, Suffolk	—	—	II. Ditto	26, 27
SEATS.				
Great Waltham	—	—	II. Woodwork	1
Bentley, Suffolk	—	—	II. Ditto	5
Comberton, Cambridgeshire	—	—	II. Ditto	29
FINIALS.				
Bentley, Suffolk	—	—	II. Woodwork	6
Great Wenham, Suffolk	—	—	II. Ditto	6
Brandon, Norfolk	—	—	II. Ditto	6
Chesham Bois, Hertfordshire	—	—	II. Ditto	6
Nantwich, Cheshire	—	—	II. Ditto	16
Stoke, Suffolk	—	—	II. Ditto	16
Stoke, Suffolk	—	—	II. Ditto	16
Howell, Lincolnshire	—	—	II. Ditto	16
St Mary Stratton, Norfolk	—	—	II. Ditto	20
Ditto, ditto	—	—	II. Ditto	20
Great Wenham, Suffolk	—	—	II. Ditto	20
Achurch in Norfolk	—	—	II. Ditto	20
Debenham, Suffolk	—	—	II. Ditto	30
PORCHES.				
Aldham, Essex	—	—	II. Woodwork	12, 13
SCREENS.				
Waltham Abbey Church	—	—	II. Woodwork	7
Barton, Cambridgeshire	—	—	II. Ditto	10
SPANDRELS.				
Barton, Cambridgeshire	—	—	II. Woodwork	11
Bottisham, Cambridgeshire	—	—	II. Ditto	14
Doncaster, Yorkshire	—	—	II. Ditto	25
Stoke, Suffolk	—	—	II. Ditto	25
DOORS.				
St Alban's Abbey Church	—	—	II. Woodwork	4
Wells Cathedral	—	—	II. Ditto	8
Stoke, Suffolk	—	—	II. Ditto	15
Holbeach, Lincolnshire	—	—	I. Decorated	10
Milton, Kent	—	—	I. Ditto	14
North Mimms, Hertfordshire	—	—	I. Ditto	25
Lavenham, Suffolk	—	—	I. Perpendicular	6, 7
Chesham, Buckinghamshire	—	—	I. Ditto	17
Coltishall, Norfolk	—	—	I. Ditto	20
PANELS.				
Great Waltham, Essex	—	—	II. Woodwork	2

The Plates on this page are mostly in Vol. II., arranged in Sections.


PANELS— <i>continued.</i>	FIGURE	PAGE	SECTION	PLATE
Great Waltham, Essex	—	—	II. Woodwork	3
Cirencester, Gloucestershire	—	—	II. Ditto	14
Bottisham, Cambridgeshire	—	—	II. Ditto	14
Chester Cathedral	—	—	II. Ditto	21
Crowcombe, Somersetshire	—	—	II. Ditto	31
Bishop's Lydeard, Somersetshire	—	—	II. Ditto	31
Little Shelford, Cambridgeshire	—	—	II. Ditto	31
Worstead, Norfolk	—	—	II. Ditto	31
BOSSES.				
Brockworth, Gloucestershire	—	—	II. Woodwork	9
Brockworth, Gloucestershire	—	—	II. Ditto	28
Diss, Norfolk	—	—	II. Ditto	28
Haslingfield, Cambridgeshire	—	—	II. Ditto	28
STRINGS.				
Cirencester, Gloucestershire	—	—	II. Woodwork	9
Brockworth, Gloucestershire	—	—	II. Ditto	9
Trunch, Norfolk	—	—	II. Ditto	28
Rushden, Northamptonshire	—	—	II. Ditto	30
Martham, Norfolk	—	—	II. Ditto	30
CUSP TERMINATIONS.				
Barton, Cambridgeshire	—	—	II. Woodwork	11
Higham Ferrars, Northamptonshire	—	—	II. Ditto	30
CLOSING RINGS.				
St Alban's Abbey Church	—	—	II. Metalwork	2
St Mary's, Stratford	—	—	II. Ditto	2
Westminster Abbey Church	—	—	II. Ditto	2
Cirencester, Gloucestershire	—	—	II. Ditto	3
Barton, Cambridgeshire	—	—	II. Ditto	3
Brockworth, Gloucestershire	—	—	II. Ditto	3
Eye, Suffolk	—	—	II. Ditto	5
Aldham, Essex	—	—	II. Ditto	5
Colly Weston, Northamptonshire	—	—	II. Ditto	7
Diss, Norfolk	—	—	II. Ditto	7
Bapchild, Kent	—	—	II. Ditto	7
Hythe, Kent	—	—	II. Ditto	7
Haconby, Lincolnshire	—	—	II. Ditto	7
Westminster Abbey Church	—	—	II. Ditto	7
St Mary's, Norwich	—	—	II. Ditto	8
Floore, Northamptonshire	—	—	II. Ditto	9
Eaton Bray, Bedfordshire	—	—	II. Ditto	11
Ashby St Legers, Northamptonshire	—	—	II. Ditto	12
Exton, Rutlandshire	—	—	II. Ditto	12
St Nicholas, Gloucester	—	—	II. Ditto	12
Martham, Norfolk	—	—	II. Ditto	12
Filby, Norfolk	—	—	II. Ditto	13
HINGES.				
Erith, Kent	—	—	II. Metalwork	1
Westminster Abbey Church	—	—	II. Ditto	1
St Margaret Roding, Essex	—	—	II. Ditto	1
St Peter's, Colechester	—	—	II. Ditto	1

The Plates on this page are mostly in Vol. II., arranged in Sections.

INDEX TO ILLUSTRATIONS.

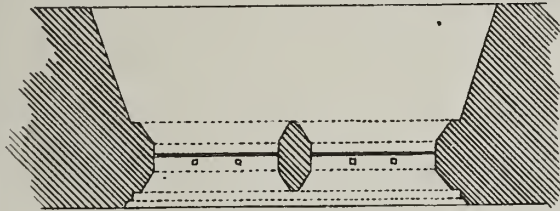
HINGES— <i>continued.</i>	FIGURE	PAGE	SECTION	PLATE
Northfleet, Kent	—	—	II. Metalwork	1
St Alban's Abbey Church	—	—	II. Ditto	1
Stanstead Church, Hertfordshire	—	—	II. Ditto	1
Hartley, Kent	—	—	II. Ditto	2
Gloucester Cathedral	—	—	II. Ditto	3
Horton Kirby, Kent	—	—	II. Ditto	3
Spalding, Lincolnshire	—	—	II. Ditto	3
Brockworth, Gloucestershire	—	—	II. Ditto	3
Sempringham, Lincolnshire	—	—	II. Ditto	5
Tinwell, Rutlandshire	—	—	II. Ditto	5
St Mary's, Norwich	—	—	II. Ditto	8
Market Deeping, Lincolnshire	—	—	II. Ditto	9
St Alban's Abbey Church	—	—	II. Ditto	9
Eaton Bray, Bedfordshire	—	—	II. Ditto	11
Wootton, Bedfordshire	—	—	II. Ditto	13
Sutton at Hone, Kent	—	—	II. Ditto	13
Oundle, Northamptonshire	—	—	II. Ditto	13
STIFFENERS.				
Chester Cathedral	—	—	II. Metalwork	4
York Minster	—	—	II. Ditto	6
Great Casterton, Rutlandshire	—	—	II. Ditto	9
Tunstead, Norfolk	—	—	II. Ditto	9
KEY PLATES.				
Westminster Abbey Church	—	—	II. Metalwork	2
Diss, Norfolk	—	—	II. Ditto	7
Uffington, Lincolnshire	—	—	II. Ditto	7
Tunstead, Norfolk	—	—	II. Ditto	9
Martham, Norfolk	—	—	II. Ditto	13

The seven Appendix Plates will be found at the end of Vol. I.

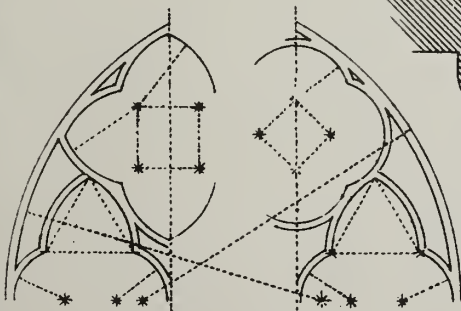


Windows in South aisle Northfleet Church Kent

SCALE OF FEET



Plan of Windows.



Centres of tracery




Section on line A.B.
Inch & half to a foot.



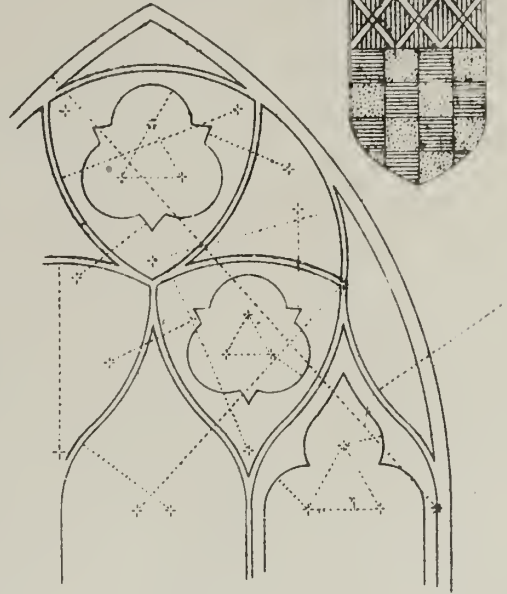
Priests Doorway S of Chancel, Satten at Hone, Church Kent

FEET


Shield in quatrefoil of Window below



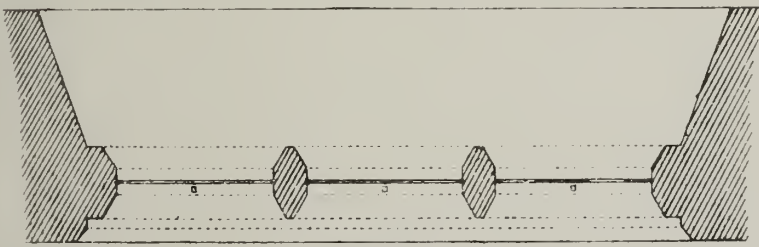
East Window in S. Aisle Northfleet Church Kent.



Centres of Tracery



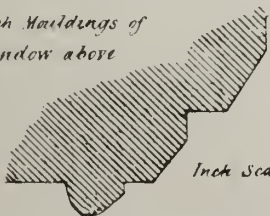
Window N. of Chancel Chesham Bois Church Bucks




Plan of Window

SCALE OF 1 2 3 4 5 6 7 FEET

Arch Mouldings of Window above



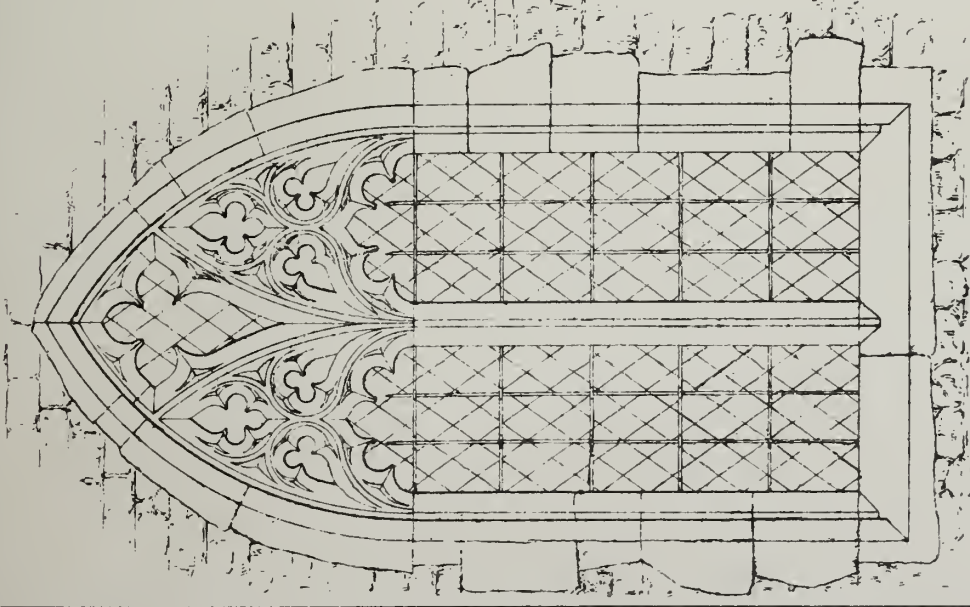
Inch Scale



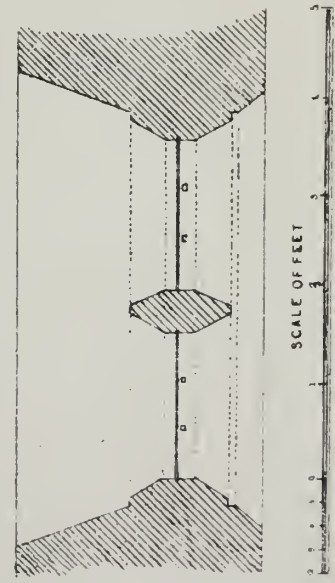
Centres of Tracery

SCALE OF 1 2 3 4 FEET

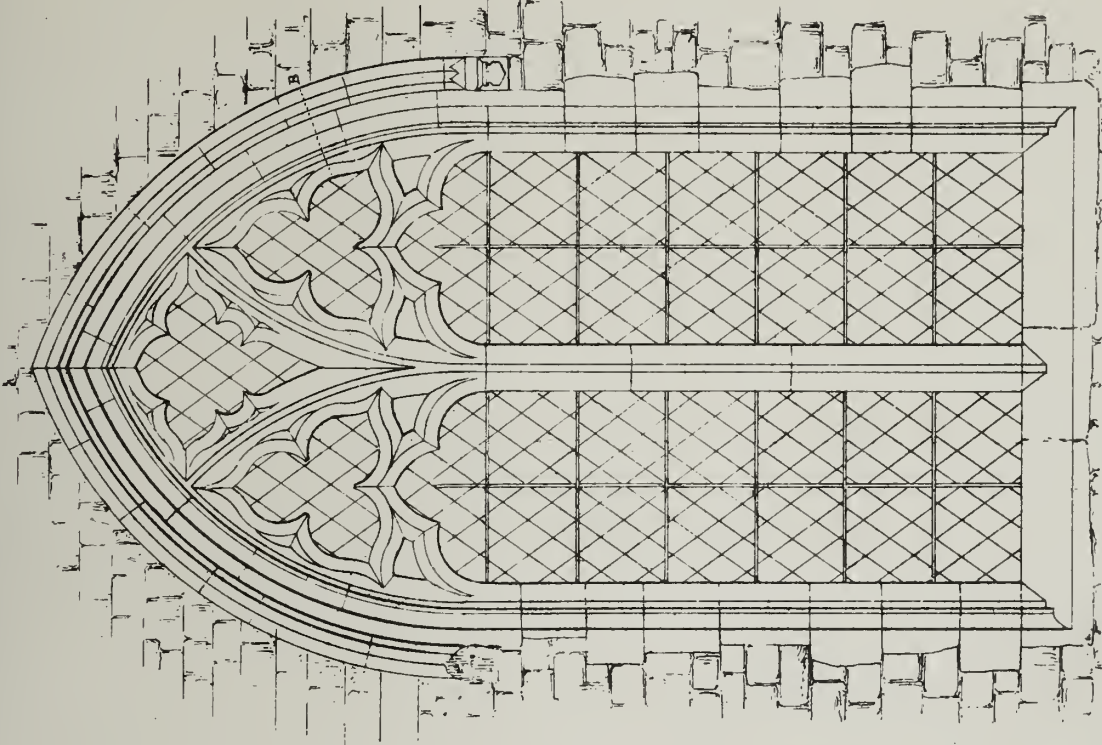




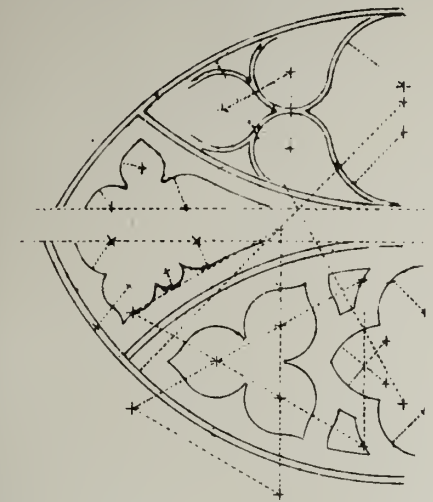
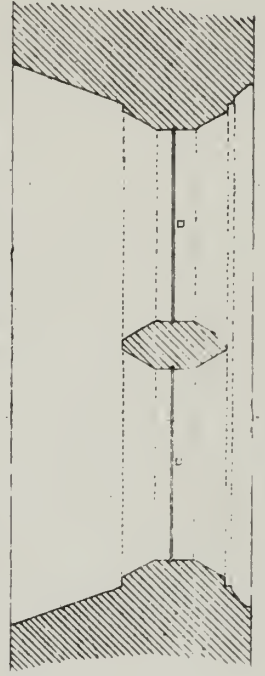
Window South of Chancel St. Nicolas Church, Bucks.



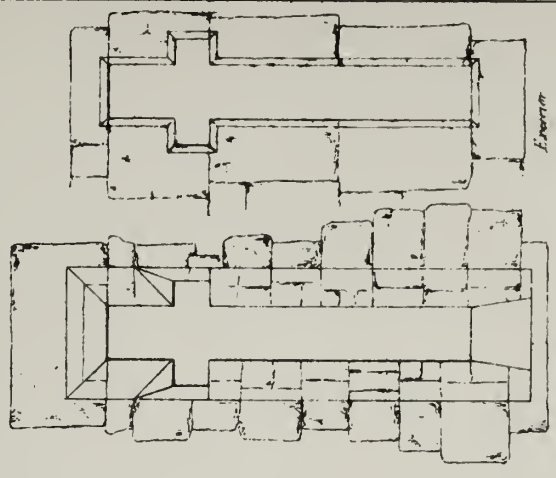
SCALE OF FEET



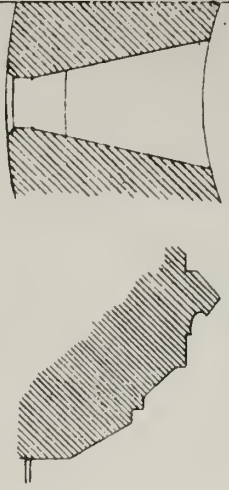
Window North of Chancel. St. Nicholas Church Bucks



Patterns of Tracery




Tower Waltham Abbey Church, Essex

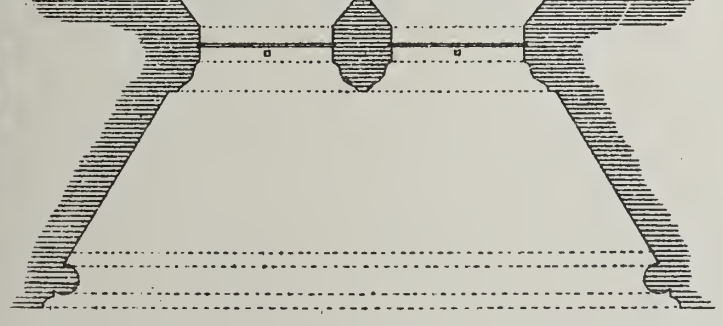


Section on line AB
Arch Scale






SCALE OF 1 2 3 4 5 6 FEET



Window S. Aisle of Waltham Abbey Church, Essex.

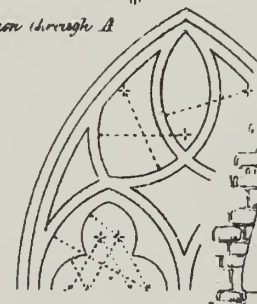


SCALE OF 1 2 FEET

Window W Front of Waltham Abbey Church, Essex.



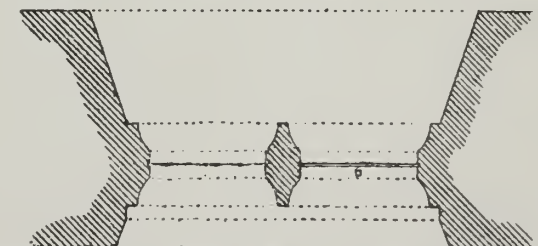
Section through A



Centres of Tracery

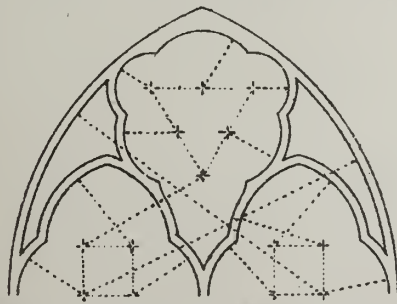


B. String 2nd Scale



Window N. Aisle of St. Michael's Church, Herefordshire.

SCALE OF 1 2 3 4 5 FEET




Centres of Tracery





Section of Capital and Base 2nd Scale

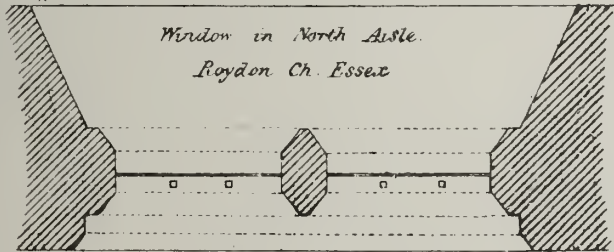


Centre of Shaft

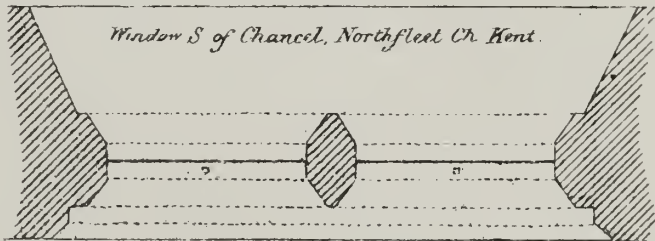




B

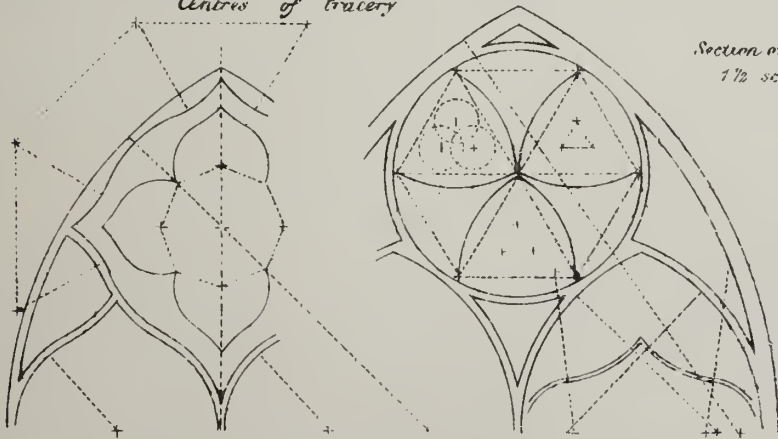


Window in North Aisle.
Roydon Ch. Essex

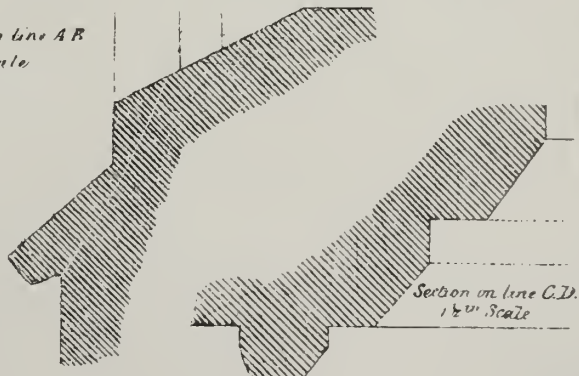


Window S of Chancel, Northfleet Ch. Kent

Centres of tracery





Section on line A B
1 1/2 scale



Section on line C D
1 1/2 scale





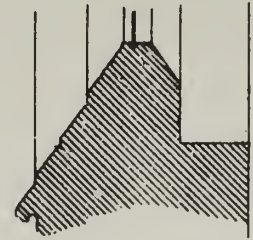


Window East of Chancel Lindfield Church, Sussex.


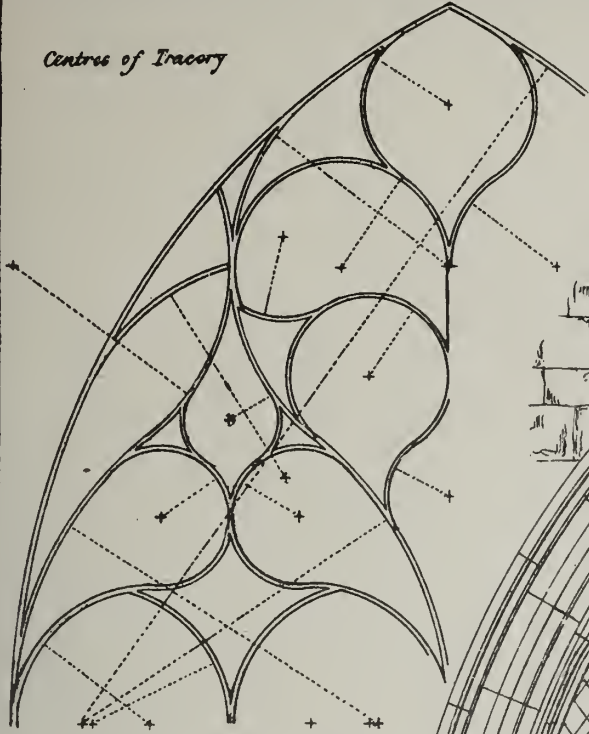
Centres of Tracery from the Interior.

Centres of Tracery

Window North of Chancel Hildesheim Church
Lindenshire




Section of sill





Section of Dropscrued string
5/16" Scale.



Jamb mouldings
1/2" Scale.




SCALE OF FEET

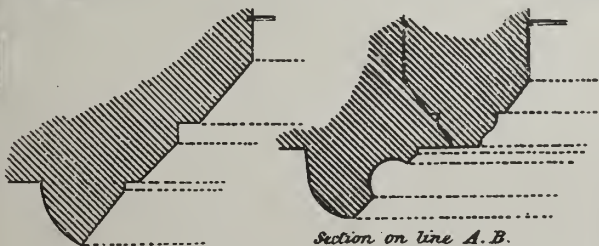


Window S. of Chancel S. Margarets, Herts.

Window S. of Chancel. Chapel S. Mary, Suffolk.

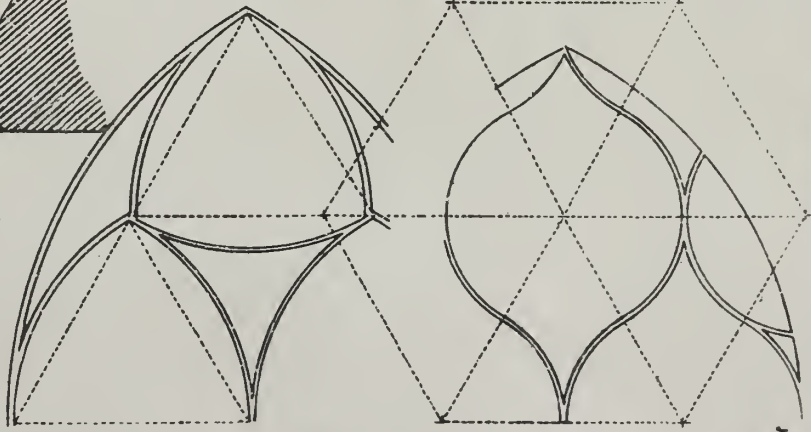


Piscina



Section on line C. D.


Section on line A. B.




Centres of Tracery

SCALE OF 12 6 3 9 1 2 3 FEET

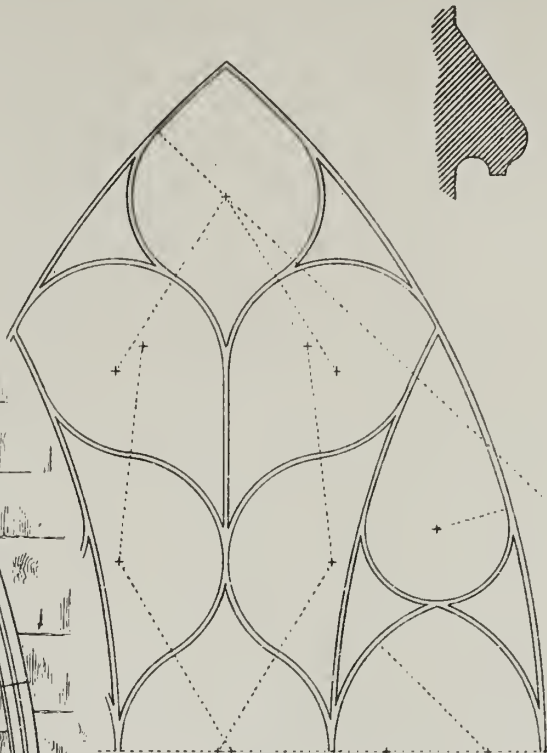





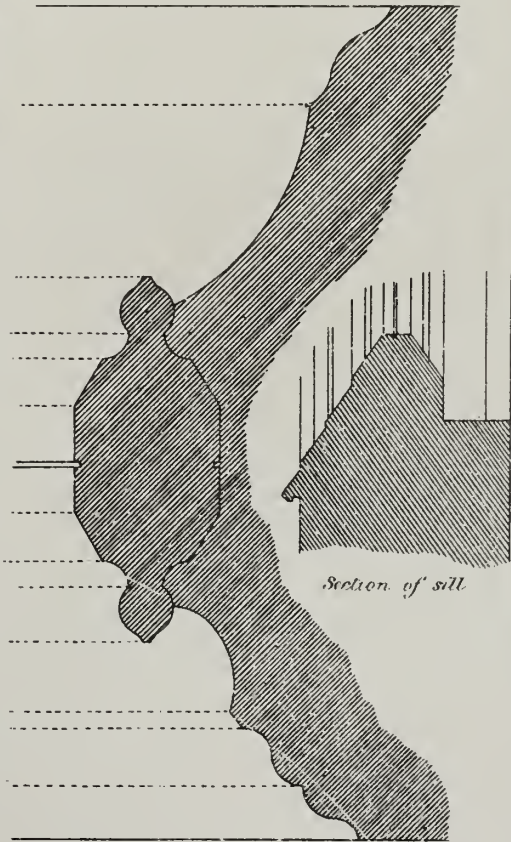


Section of label 1 1/2" scale

Section of string 1 1/2" scale



Centres of Tracery.




Section of sill

Window South of Chancel, Holbeach Church, Lincolnshire.

Jamb moldings 1 1/2" scale.

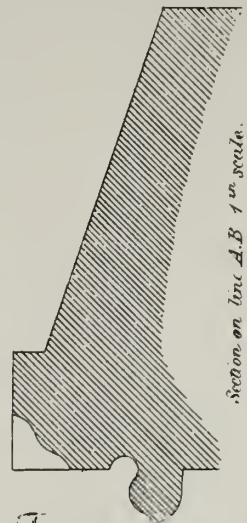
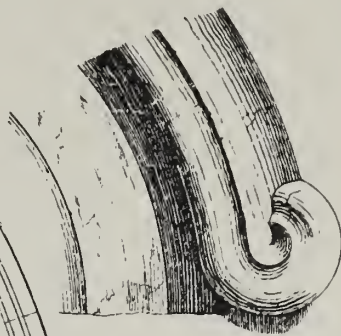


SCALE OF 12 9 4 3 0 1 2 3 4 5 6 7 FEET.




Window in S. Aisle of Holbeach Church, Lincolnshire.

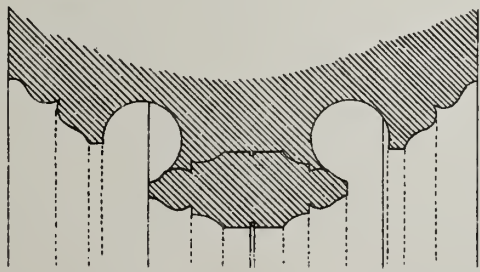
A 2nd scale



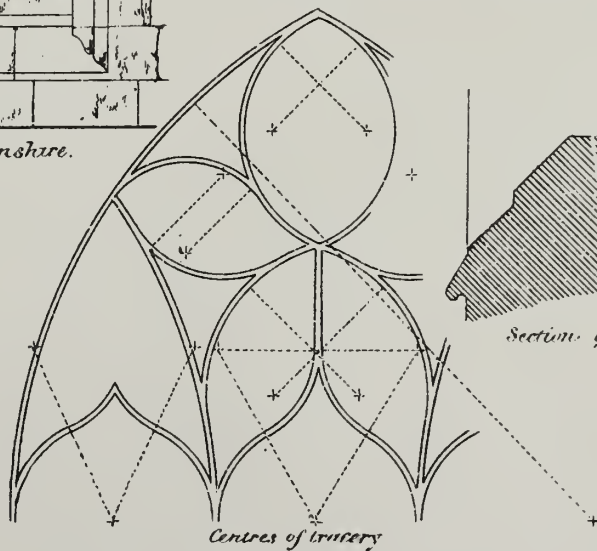
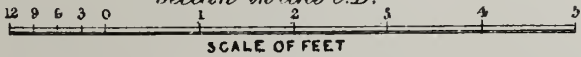
Section on line A.B. 1st scale.



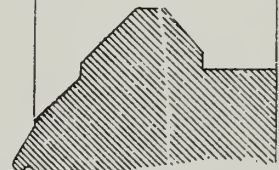
Priest door of Chancel, Brandon Ch. Norfolk.



Section on line C.D.




Centres of tracery

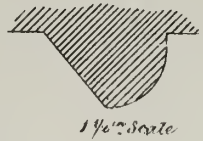


Section of Sill







Centres of Tracery



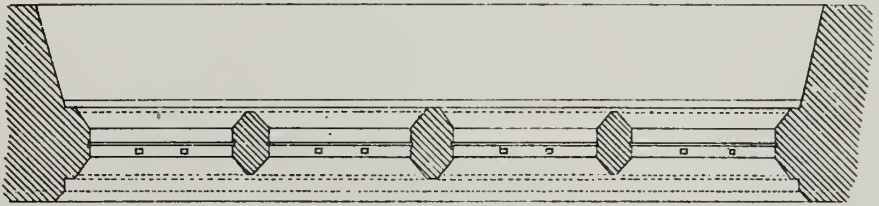
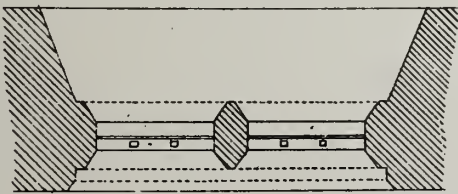
1/4\"/>



Window in N. Aisle Rayton Ch. Essex




Window East of Chancel, St. Marys's Chapel. Herts




SCALE OF 1 2 3 4 5 6 7 FEET





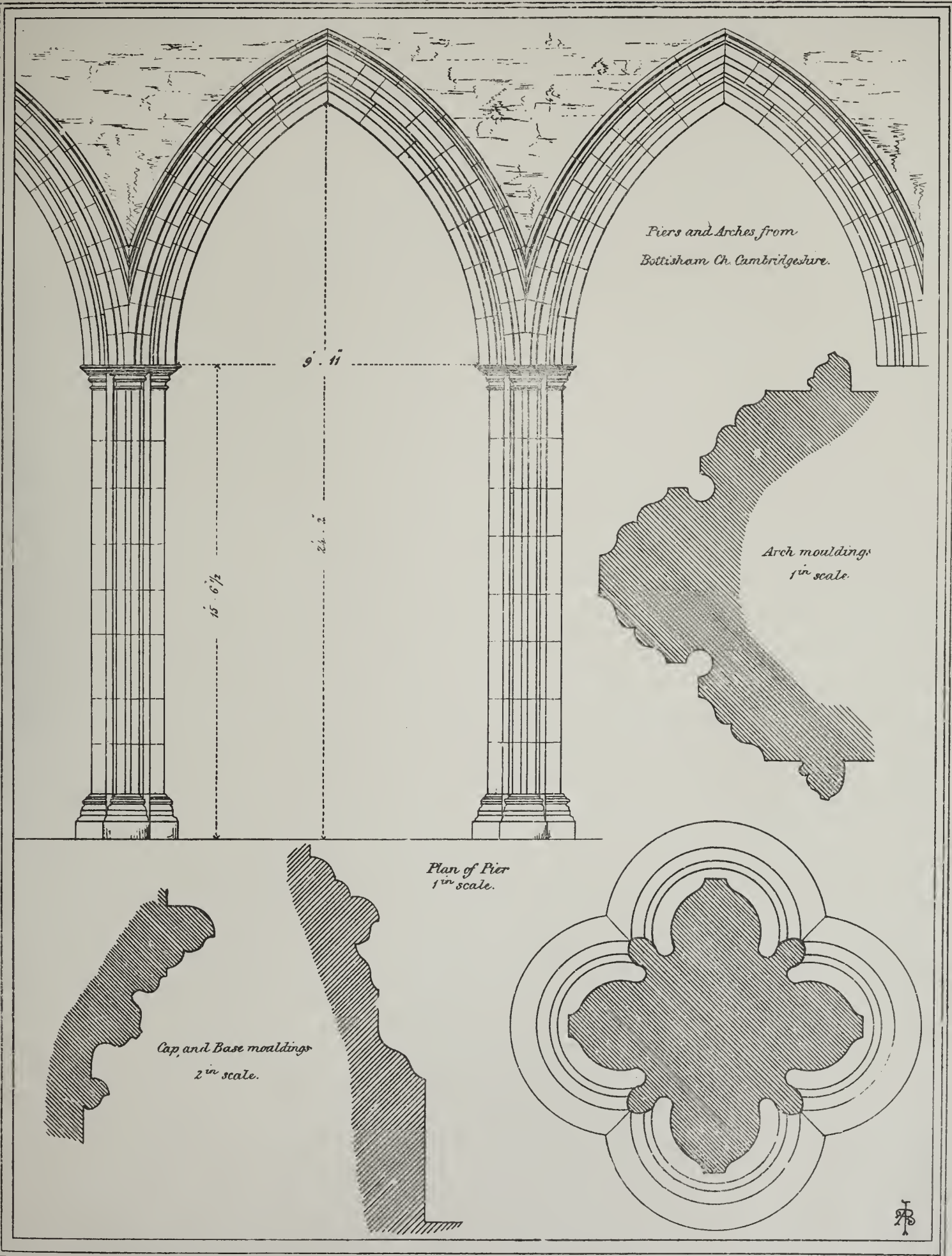
West doorway from Milton Ch Kent.
SCALE OF 0 1 2 3 4 5 FEET



West window from Boughton Auph Ch. Kent.

SCALE OF 0 1 2 3 4 5 6 7 8 9 10 FEET

B



*Piers and Arches from
Bottisham Ch. Cambridgeshire.*


*Arch mouldings
1/4" scale.*

*Plan of Pier
1/4" scale.*

*Cap and Base moldings
2" scale.*


A. Buttress from Holbeach Ch. Lincolnshire.

B. Buttress from Fen Ditton Ch. Cambridgeshire.





A. Buttress from Holbeach Ch. Lincolnshire.

B. Buttress from Fen Dilton Ch. Cambridgeshire.

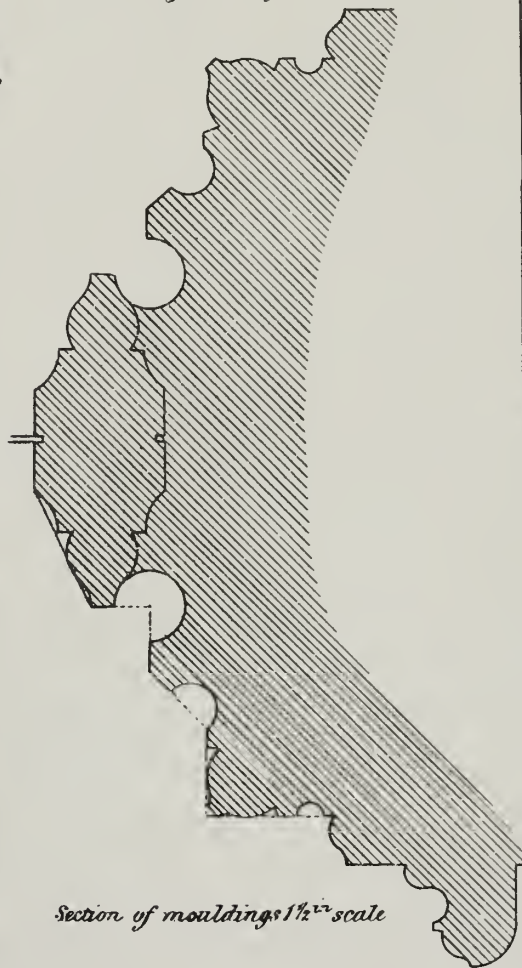


SCALE OF 12 9 6 3 0 1 2 3 4 5 FEET

Window in Aisle, Sleaford Church, Lincolnshire.



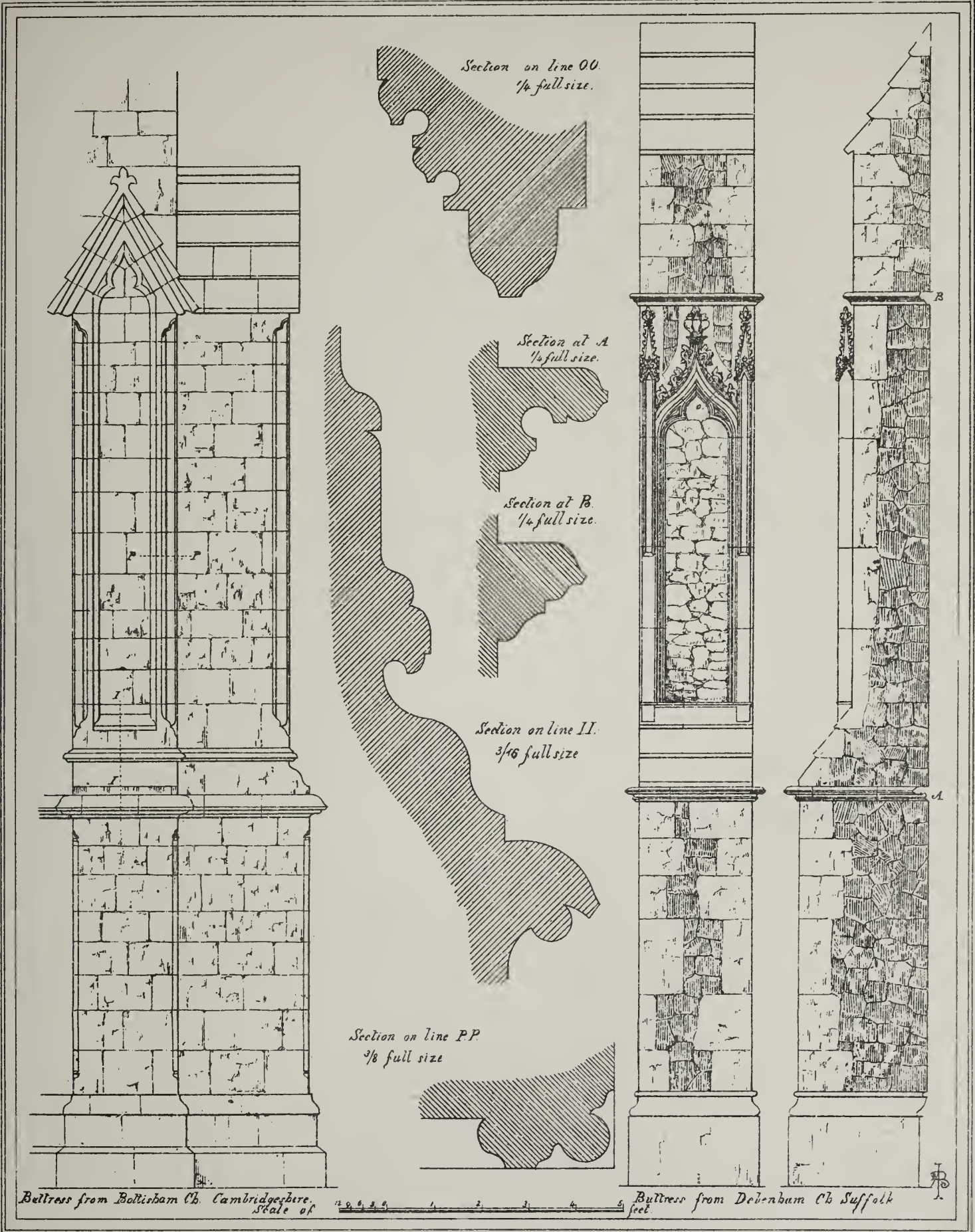
Centres of Tracery.



Section of moulding, 1 1/2" scale

SCALE OF 1 2 3 4 5 6 7 8 9 FEET





Buttress from Boltisham Ch. Cambridgeshire. Scale of


2 3 4 5

Buttress from Debenham Ch Suffolk feet.

Window from Herne Church Kent.


Plan of window.

Section of jamb
mouldings
1/2" scale.




Scale of 1/2 1 2 3 4 5 6 7 feet

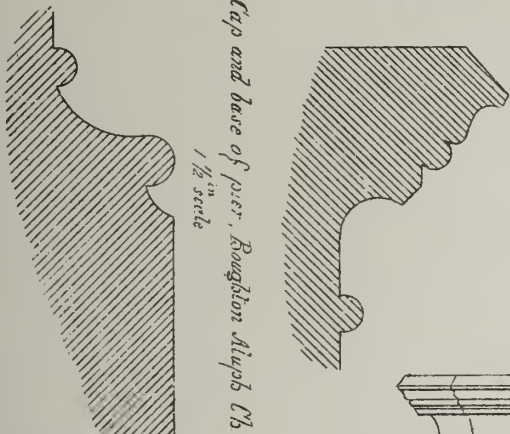





Cap and base of pier, Trumpington Ch. 1/2" scale.



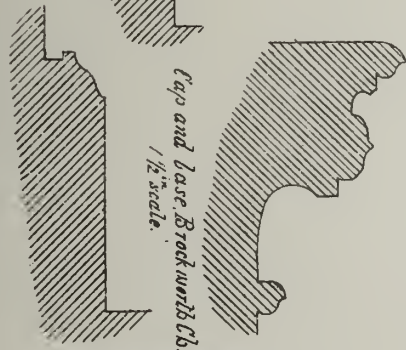
Plan of pier, Trumpington Ch. 1/2" scale.





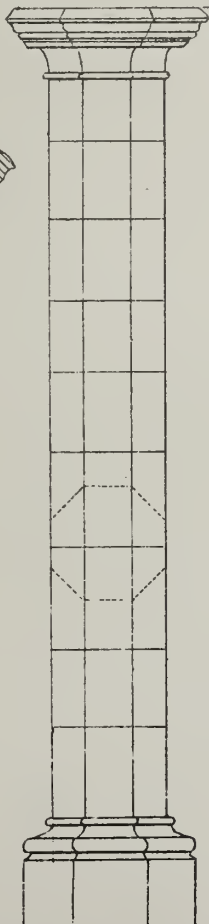
Cap and base of pier, Bougblon Alupb Ch. 1/2" scale.



Plan of pier, Marlon Ch.



Cap and base, Brackworth Ch. 1/2" scale.



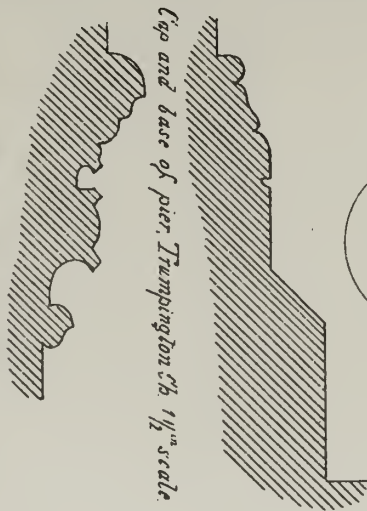

Piers from Brackworth Ch. Gloucestershire.

Bougblon Alupb Ch. Kent. Scale of 1/2"


Marlon Ch. Lincolnshire. Scale of 1/2"

Trumpington Ch. Cambridgeshire

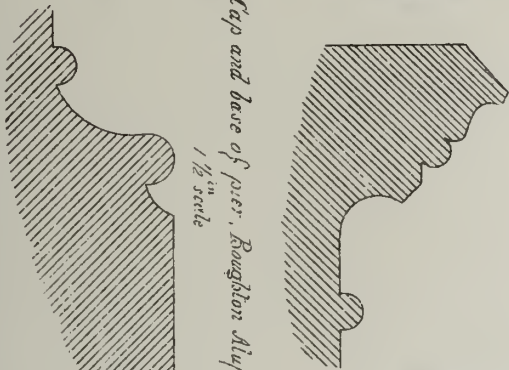





Cap and base of pier, Trumpington Ch. 1 1/2" scale



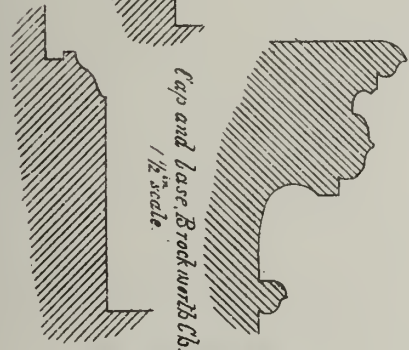
Plan of pier, Trumpington Ch. 3/4" scale.



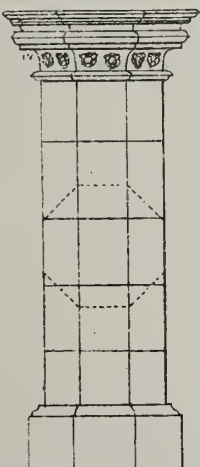
Cap and base of pier, Boughton Aluph Ch. 1 1/2" scale



Plan of pier, Merton Ch.

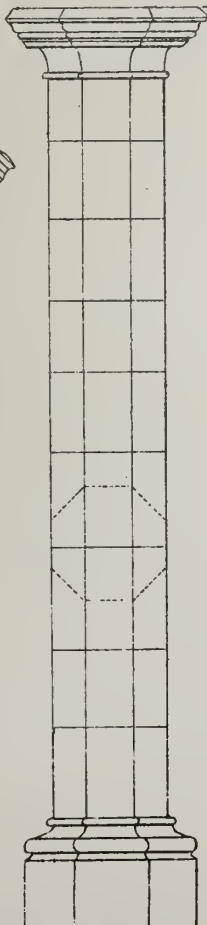


Cap and base, Brockworth Ch. 1 1/2" scale



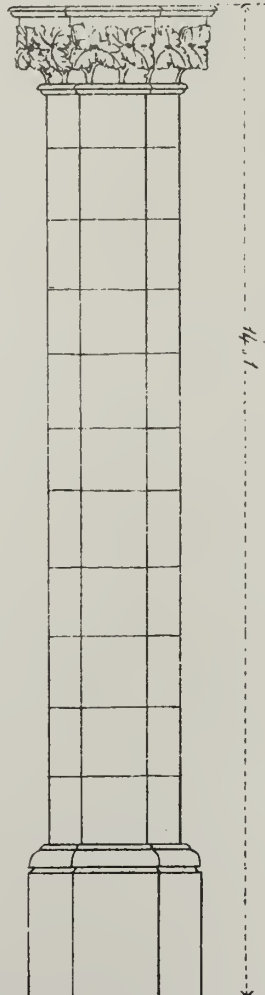
6" 7"

Piers from Brockworth Ch. Gloucestershire.




13" 1"

Boughton Aluph Ch. Kent. Scale of 1/2" = 1 foot



14" 1"

Merton Ch. Lincolnshire



16" 1"

Trumpington Ch. Cambridgeshire



Window in Chancel from Chartham Church Kent

Section of Jamb
1/2" Scale

Section of Sill

Section of hoodmold
1/2" Scale

Centres of Tracery

SCALE OF 15 9 6 3 0 1 2 3 4 5 FEET





Priests Doorway, Heckington Church, Lincolnshire.

North Doorway Swaton Church Lincolnshire.




SCALE OF 12 9 6 3 0 1 2 3 4 5 FEET






*Diaper from St. Alban's Abbey Church,
full size*




Diaper from Westminster Abbey Church, 1/2 full size.

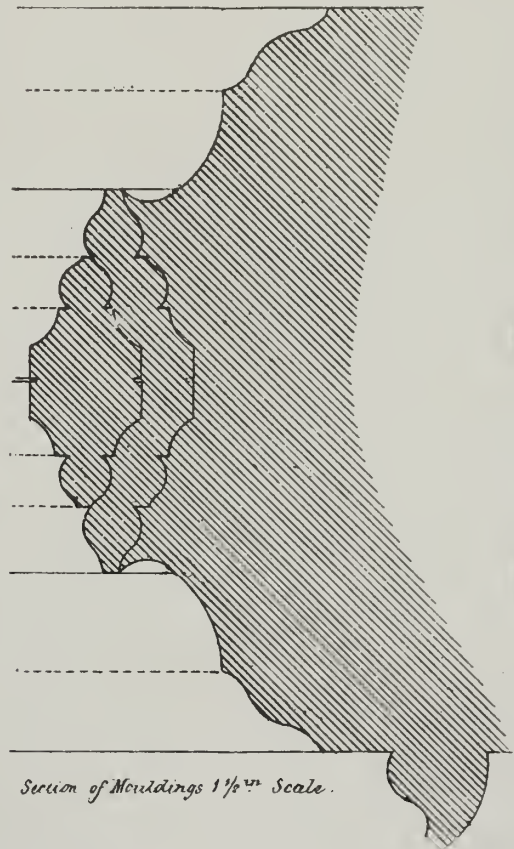




Window in Aisle, Sleaford Church, Lincolnshire.



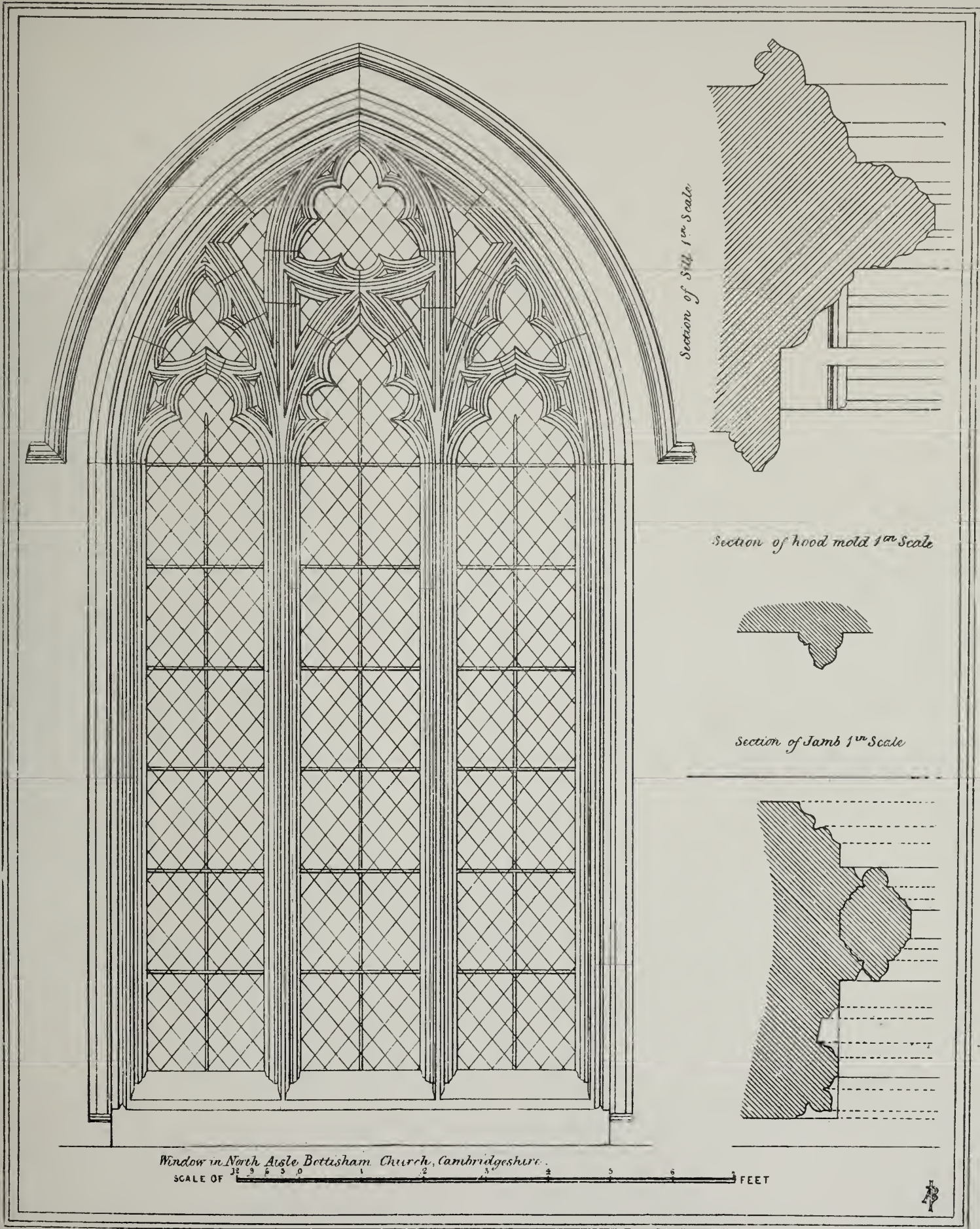
Centres of Tracery.



Section of Moldings 1/2" Scale.

SCALE OF 0 1 2 3 4 5 6 7 8 FEET








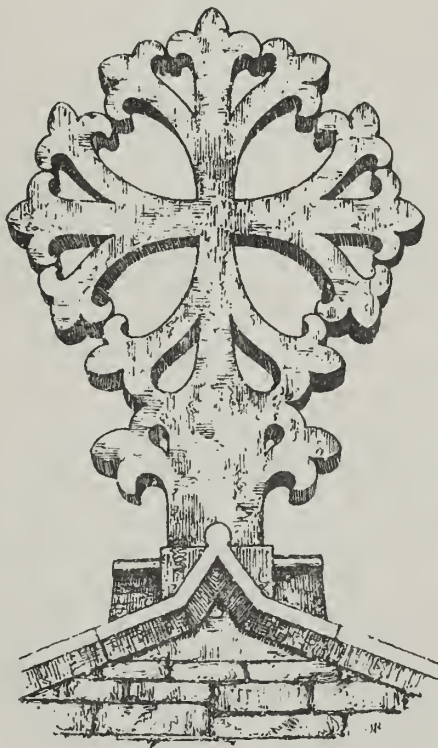
A.

A. *Tinwell Church, Rutlandshire*
 B. *Ewerby Church, Lincolnshire*



B.


C. *Peterborough.*
 D. *Peakirk Northamptonshire.*
 E. *Wethwold Church, Norfolk.*



C.



D.



E.


B



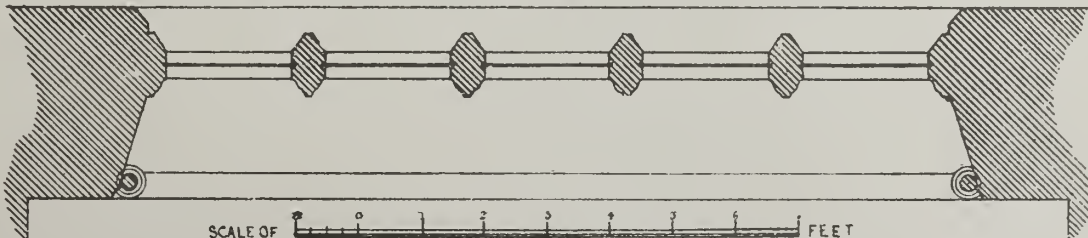
Section at A.B.
2nd Scale.



Section of Cap and Base
2nd Scale




East Window of Chancel, from Trumpington Church Cambridgeshire





B

SCALE OF FEET

Rose mouldings from the tower of Worstead Ch. Norfolk



14.8



and from the tower of Titchfield Ch. Norfolk




4.5

Scale of 1/2 inch = 1 foot



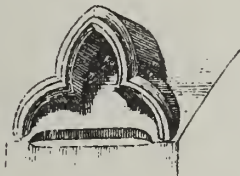
from Chapel C't Suffolk.




from Swafield C't Norfolk




from Trunch C't Norfolk.




from little Shelford C't Camb.:




from Stapleford C't Cambridgeshire



from little Shelford C't Camb.:




from Tunstead C't Norfolk.



from Coltishall C't Norfolk.

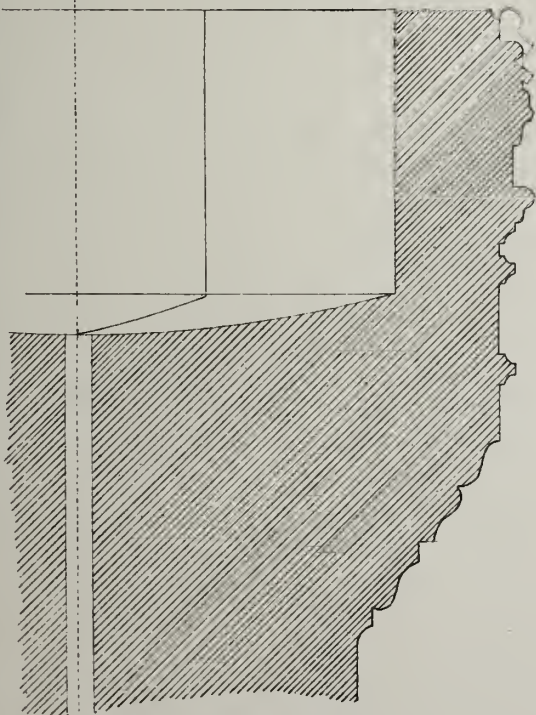
B.

Specimens of Gables



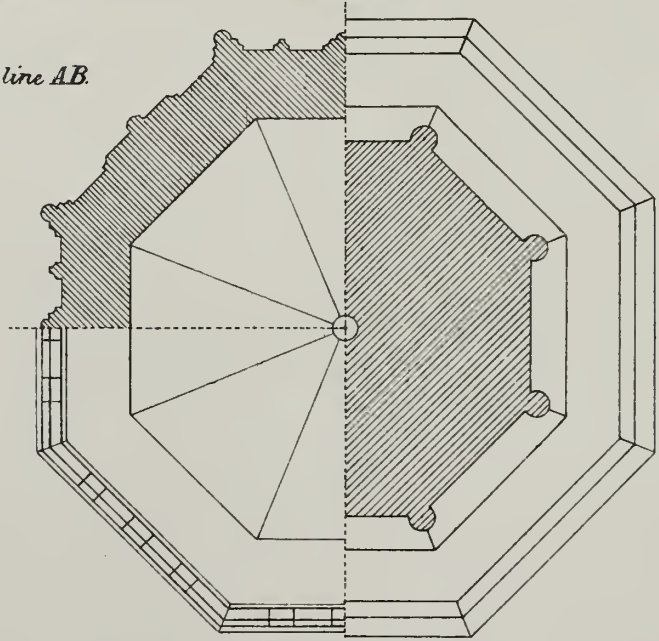
Font in Redgrave Church, Suffolk.

SCALE OF 12 9 6 3 0 1 2 3 FEET




Section of font 1/4" Scale.

Plan on line AB.



Plan of bowl. Plan on line C D.






A.

A. From St Mary's Church, Norwich.


B. From Ludham Church, Norfolk.

C. D^o..... D^o.....

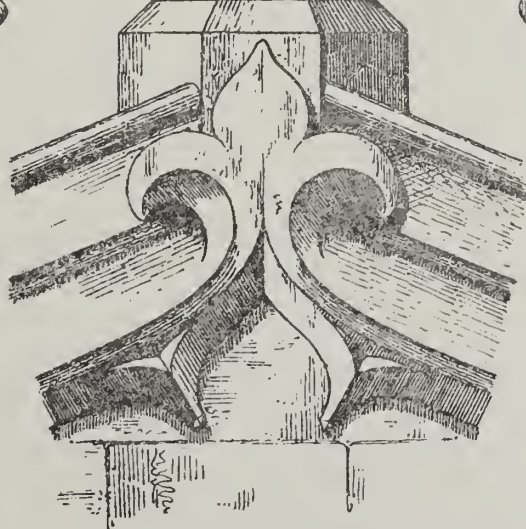
D. From Hingham Church, Norfolk.



B.




C.




From Hastingfield Church, Cambridgeshire.

Scale, 1/2" to a foot thickness of Cross 6"



D.




A.


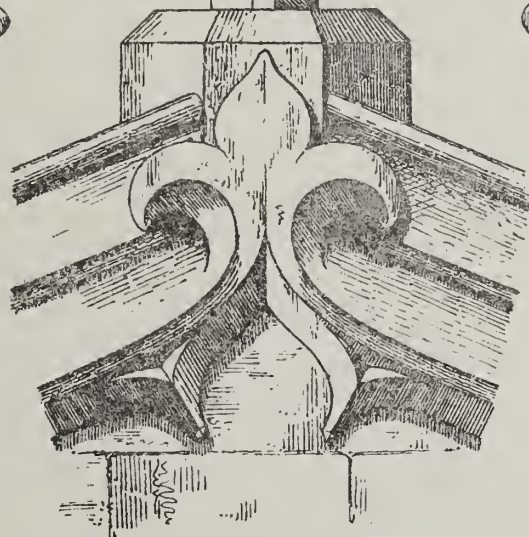
- A. From St. Mary's Church, Norwich.
- B. From Ludham Church, Norfolk.
- C. D^o..... D^o.....
- D. From Hingham Church, Norfolk.



B.

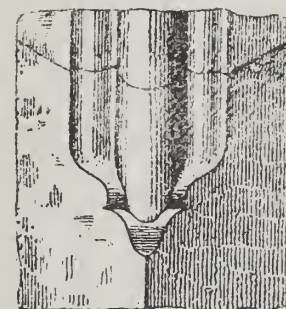

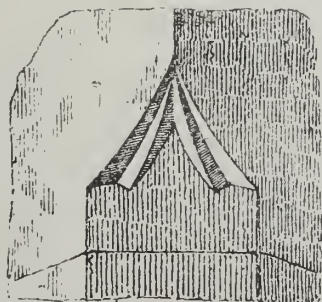


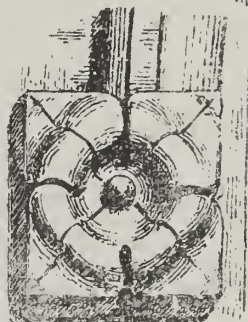

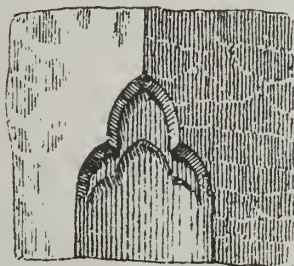
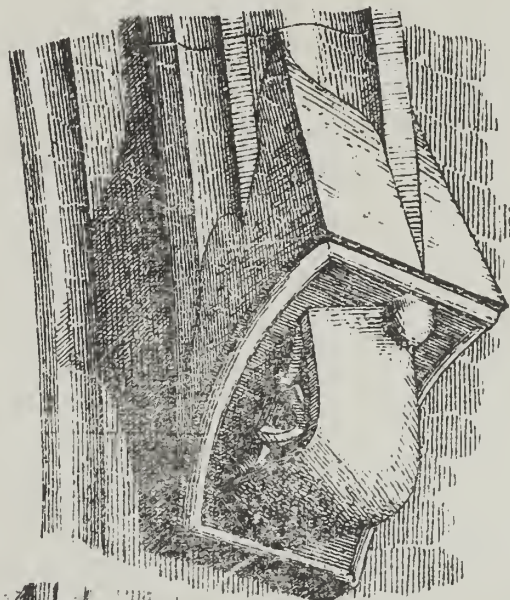

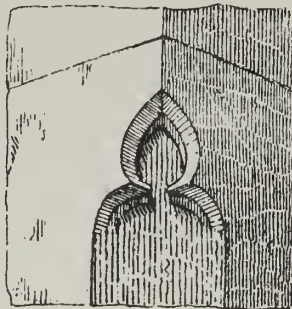




C.



D.

From Hastingfield Church, Cambridgeshire.
 Scale 1/2" = 1 foot thickness of Cross 6"





B

Specimens of chamfers and Dripstone terminations.

SECTION I.



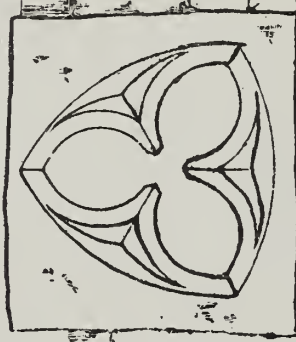
Windows from the Towers of Worsted Church. Norfolk.




Section on line A.B.

Turret lights


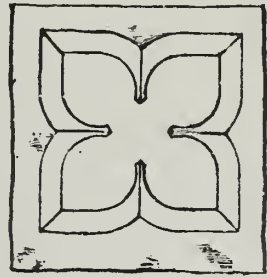
from Hingham Church




Rushden Ch., Northants



Norfolk and




Paston Church Norfolk.




and Fulmondston Ch. Norfolk



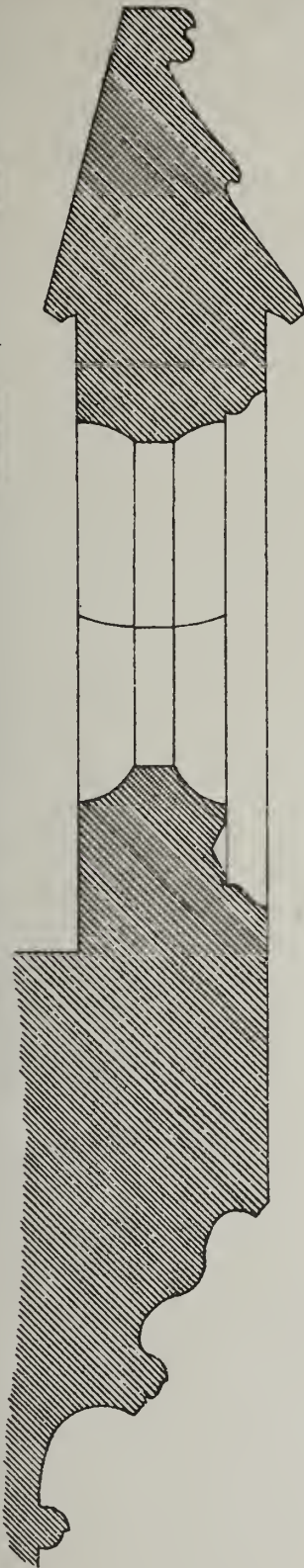
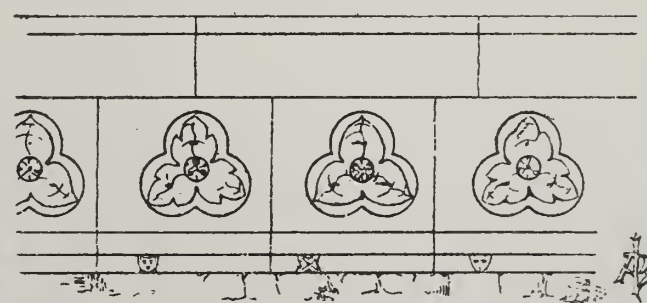
Parapets from



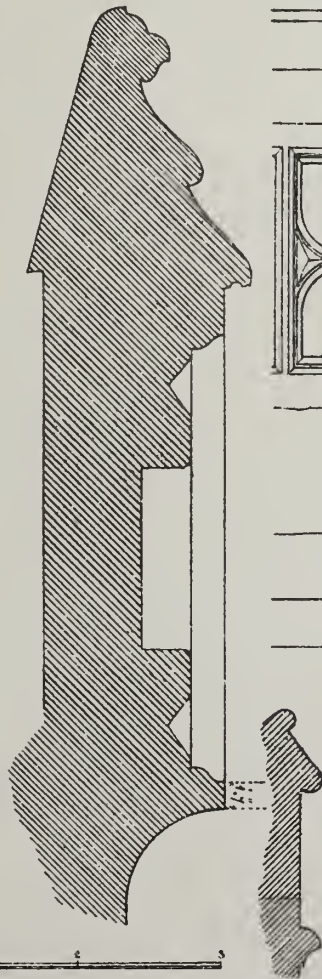
Heckington Ch. Lincolnshire



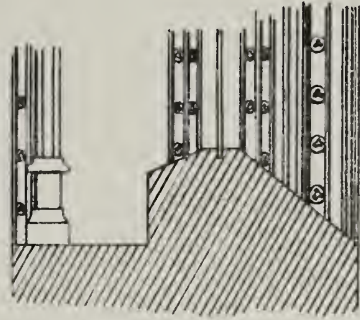
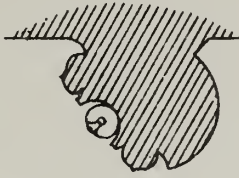
and Erington Ch. Leicestershire.




Section of Parapets from Heckington Church
1 1/2" Scale.



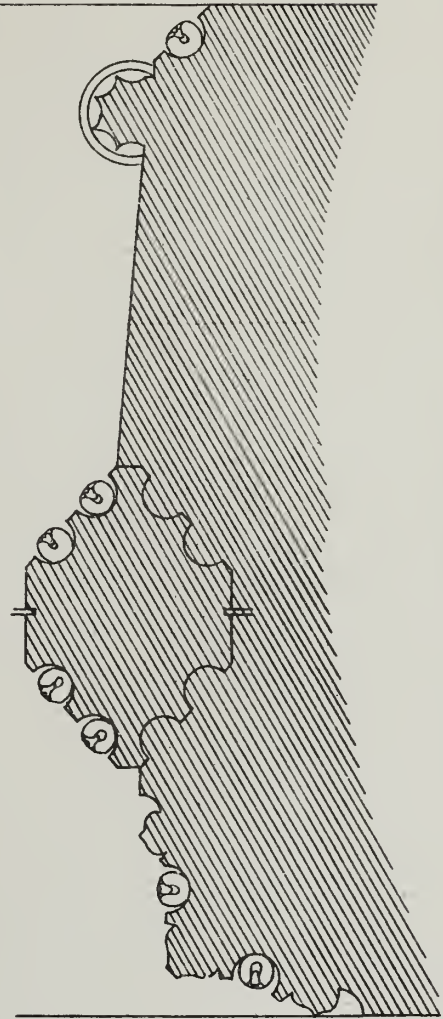
Section of Dripstone.



Section of Sill.




Window from Badgeworth Church, Gloucestershire




Jamb Mouldings, Inch & a half Scale.

SCALE OF 12 0 1 2 3 4 5 FEET

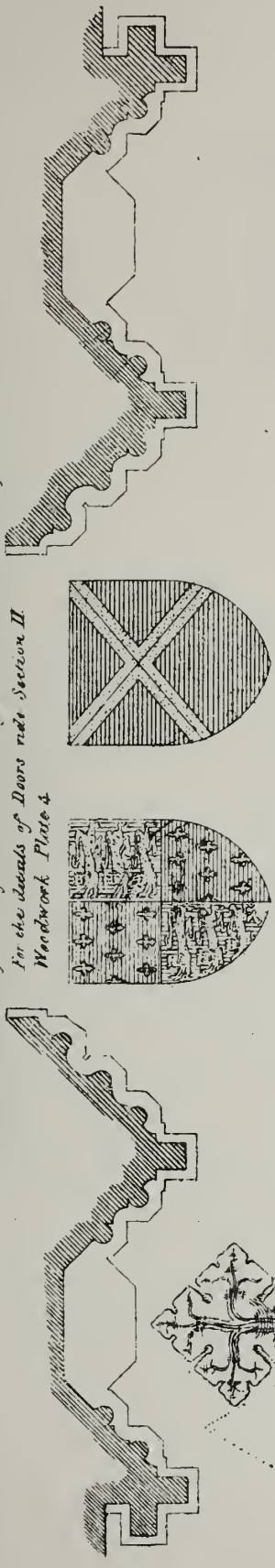




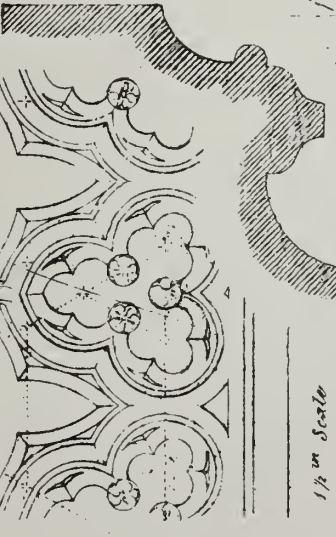


SCALE OF 1" = 1' *Passage in South Aisle looking to Cloisters St. Albans Abbey Church Hertfordshire* FEET

Plans and details of Doorway in S. Aisle leading to Cloisters St. Alban's Abbey
for the details of Doors into Section II
Woodwork Plate 4



Shields in Quatrefoils



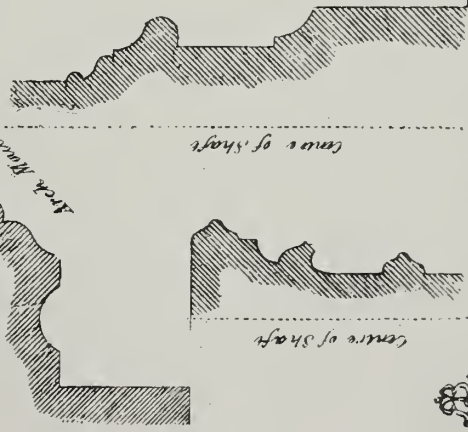
Head of Buttress 2 in Scale



1/4 in Scale



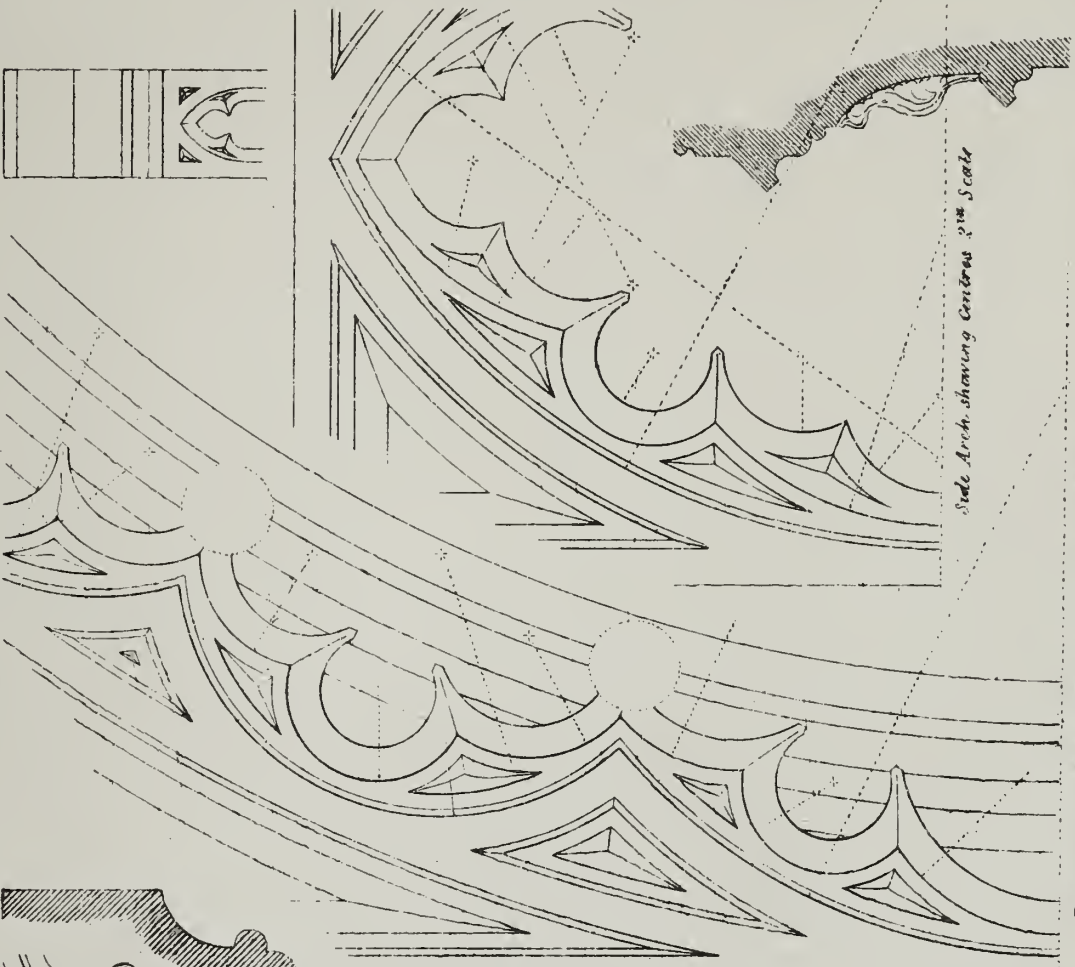
Arch Moldings 2 in Scale



Section of Capital & Base 2 in Scale

Centre of Shaft

Centre of Shaft



Side Arch showing Centres 2 in Scale

Pier of Lancet Arch showing Centres 2 in Scale

Details of Pilasters in side Arch 1 1/2 in Scale

Cornice 1 1/2 in Scale



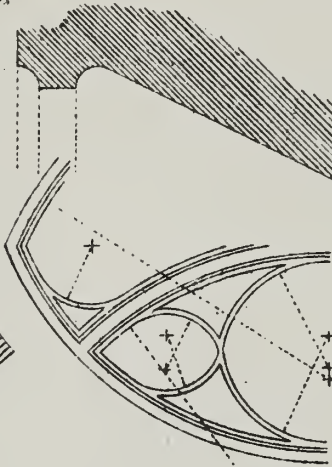
Shields in Doorway 1/4 full size



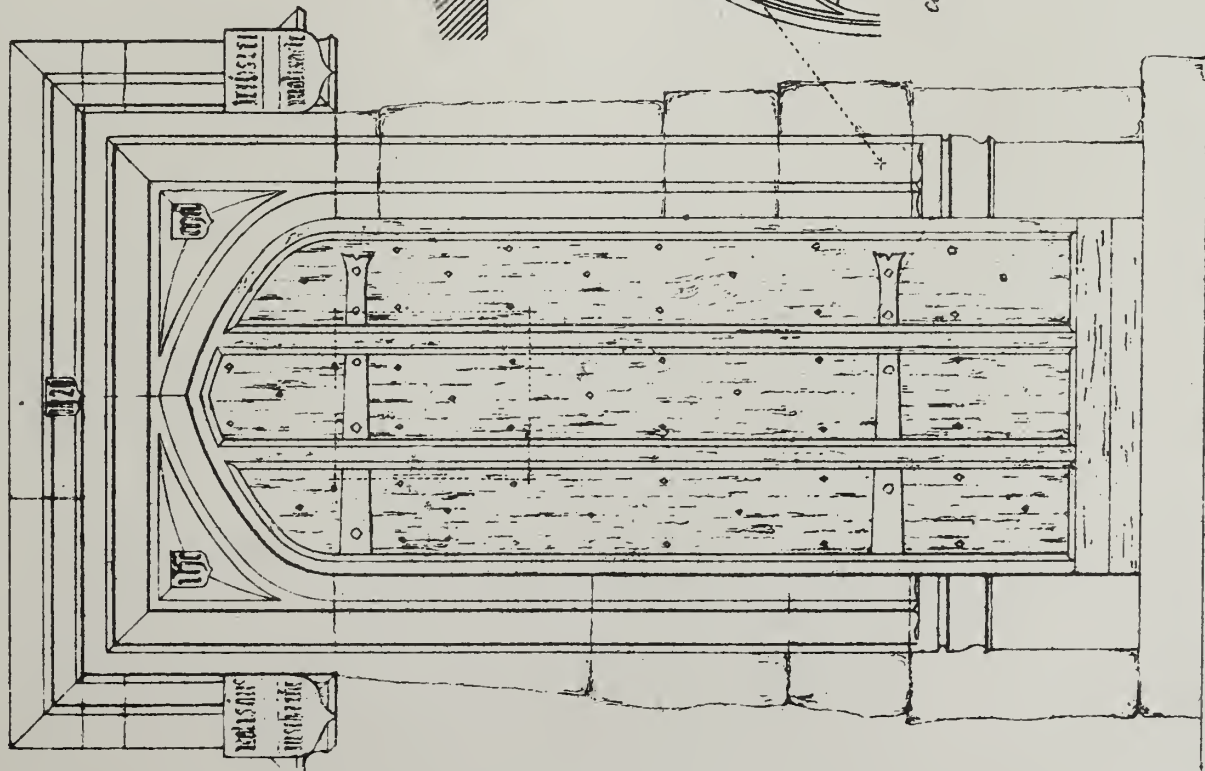
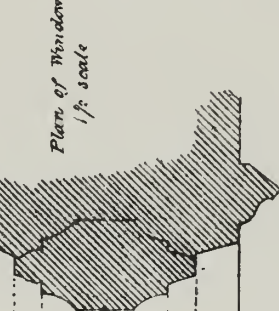
Mouldings to Doorway 1/2 scale



Centres of Tracery

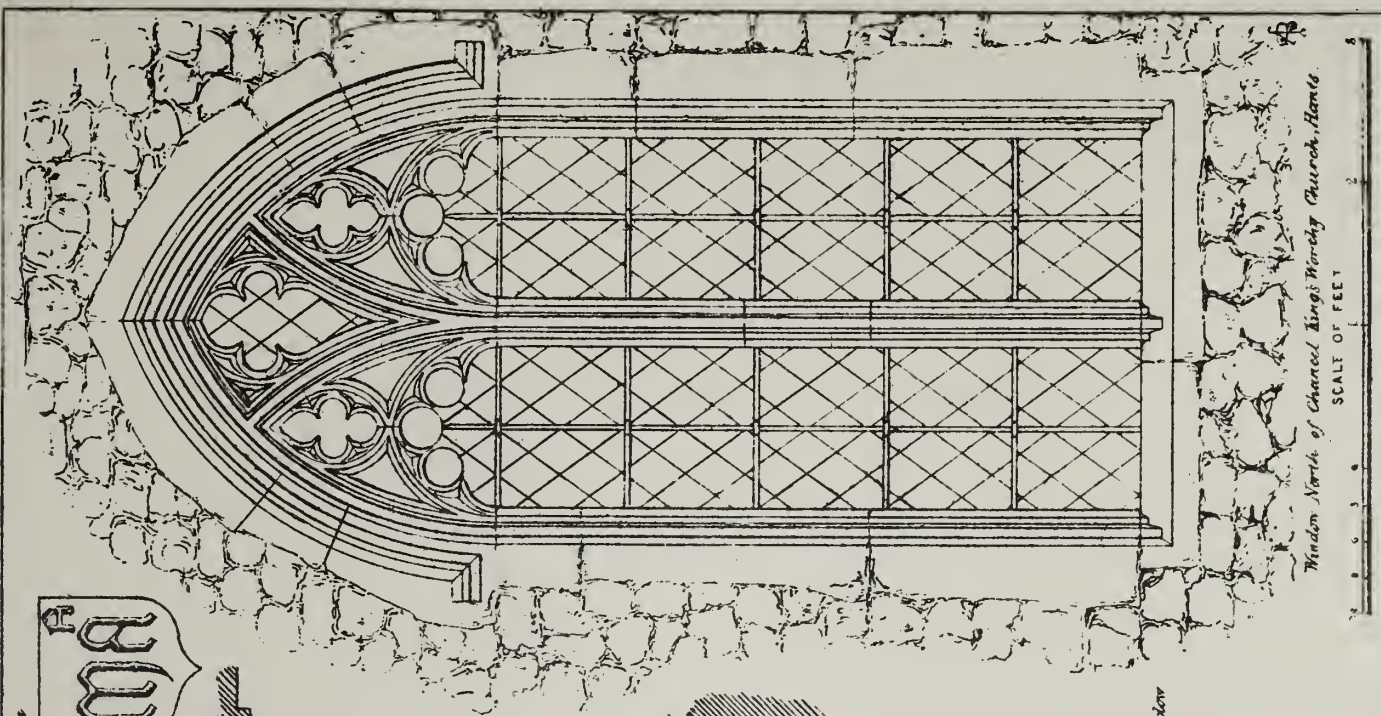


Plan of Window 1/2 scale



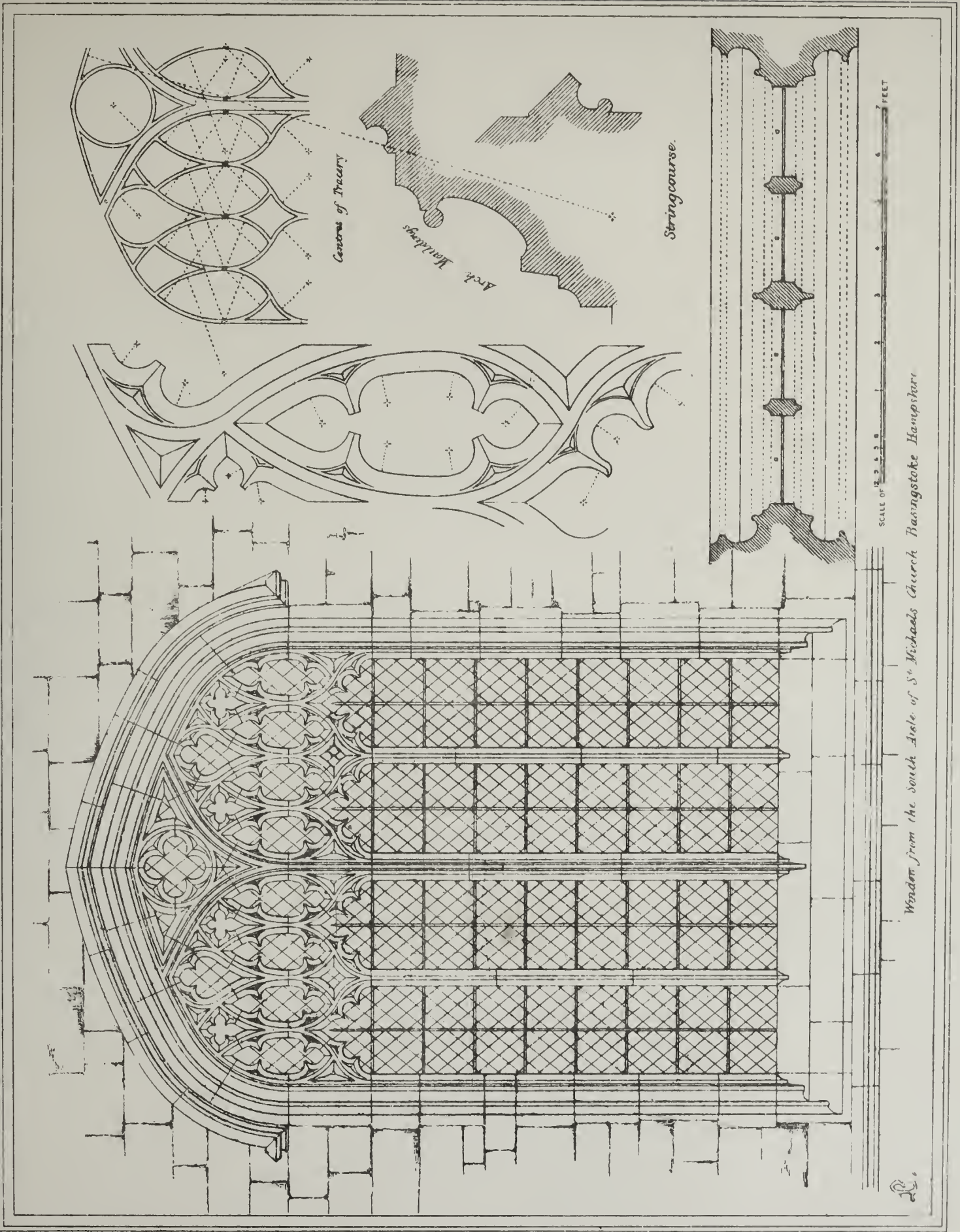
Private Doorway N of Chapel S^t Michael's Church, Beaumystoke, Hants

SCALE OF 12 9 6 3 0 FEET




Window North of Chapel King's Wenchy Church, Hants

SCALE OF FEET




AN ANALYSIS OF GOTHICK ARCHITECTURE.





SECTION I.

Entabl broken away



B

West Doorway in Tower Lavenham Church Suffolk. 222


SCALE OF 0 1 2 3 4 5 FEET

Interior Elevation Ground plan and Details of the West


Doorway in the Tower of Lavenham Church Suffolk

Cap and Base Mouldings of small shafts 2" scale.

Cap and Base Moulding of large shafts 2 1/2" scale




O.




Capital one gemme full size

Section of moulding at O. 2" scale.



Label Arch and Jamb mouldings one inch Scale.


Stone Panels from Base mouldings to Tower Lavenham Church.



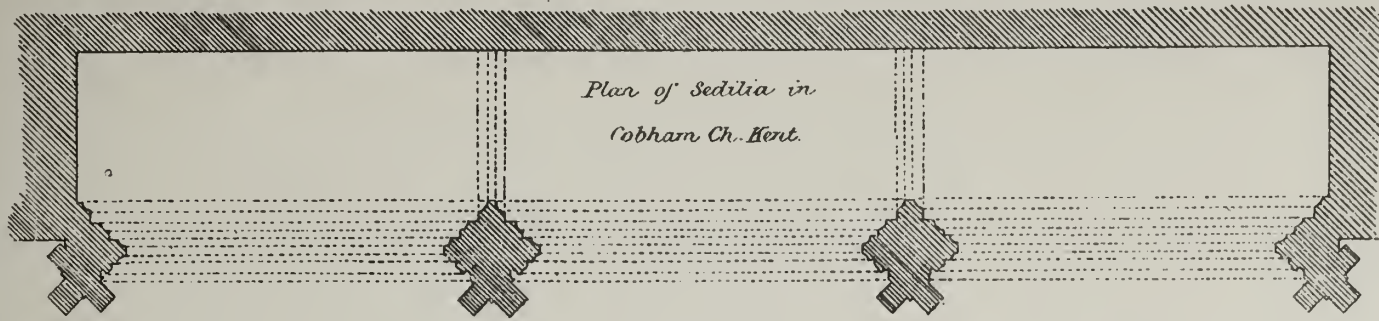
SCALE OF 12 9 6 3 0 1 FEET





Sedilia in Chancel, Cobham Church, Kent.



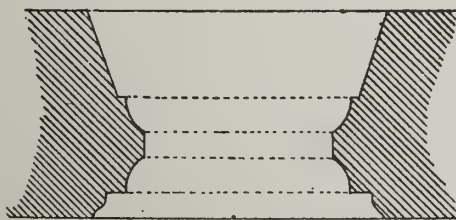

SCALE OF 12 9 6 3 0 1 2 3 4 5 FEET



Section of pier $\frac{1}{4}$ full size



Section of drip to window
 $\frac{1}{4}$ full size





Section on line A.B. $\frac{1}{4}$ full size.



SCALE OF 12 9 6 3 0 1 2 3 4 5 FEET



Buttress and Parapet from N. Aisle of S^t Mary's, Stratford, Suffolk.




Part of Parapet to wt. 1/2nd scale



Part of Buttress a quarter full size.




Mouldings 1/2nd scale



SCALE OF 1 2 3 4 5 6 7 FEET





Buttress and Parapet to S. Aisle of Lavenham Church Suffolk.

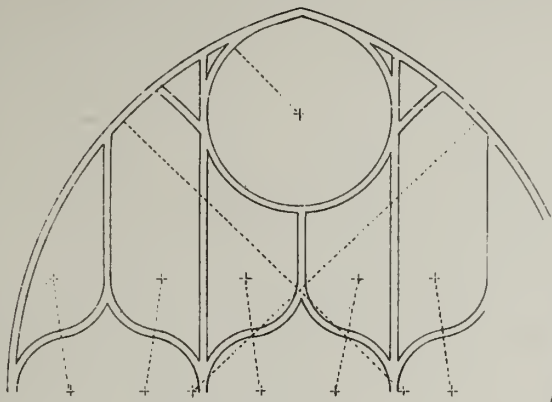
Section on line A. B.

Section on line B. C.

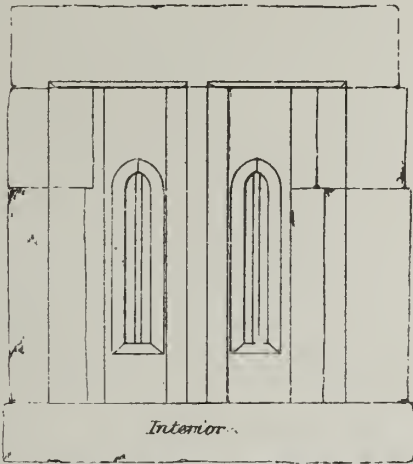
Section on line C. D.

Section on line D. E.


SCALE OF 1 2 3 4 5 6 FEET




Centres of Tracery.



Interior.

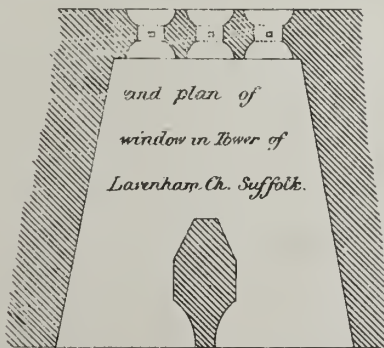


Exterior.

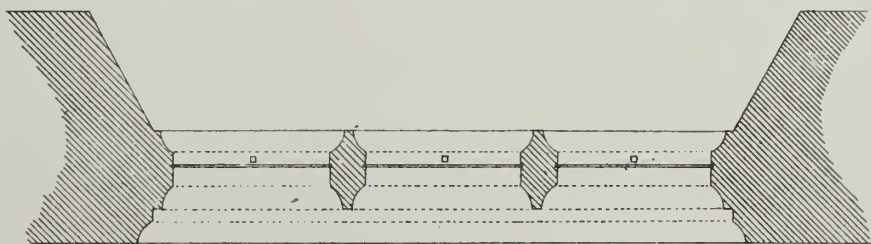


Jamb of window

Window in S. Aisle of Uffington Ch. Lincolnshire.



and plan of window in Tower of Lavenham Ch. Suffolk.



SCALE 12 9 6 3 0 1 2 OF FEET

SCALE OF 12 9 6 3 0 1 2 3 4 5 FEET



A. Pier from Lavenham Ch. Suffolk, looking East.

B. Pier from Lindfield Ch. Sussex, looking South.

SCALE OF 12 6 3 0 1 2 3 4 5 FEET

Section of cap. 1st scale

Section of arch mouldings. 1st scale

Plan of pier, inch scale.

Plan of Pier inch scale.


Base mouldings to pier B. inch scale.

Base mouldings to pier, inch scale.

B

A

West







A




B



C



D



E

- A. From Stoke Ferry Ch. Norfolk.
- B. From Moreton Ch. Lincolnshire.
- C. From Brandon Church Norfolk.
- D. From Billingham Ch. Lincolnshire.
- E. From West Lynn Church Norfolk.

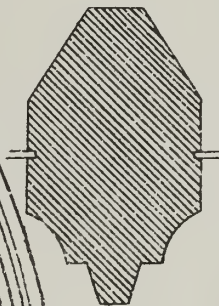
B

SECTION I.

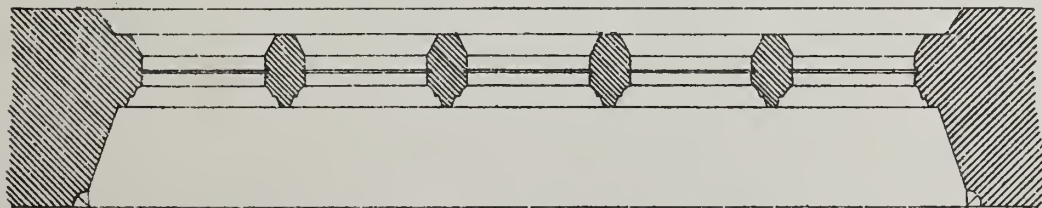

Window East of Chancel
West Tarring Church.
Sussex



Dripstone, 1 1/2" scale




Mullion, 1 1/2" scale



Scale of 0 1 2 3 4 5 6 7 feet



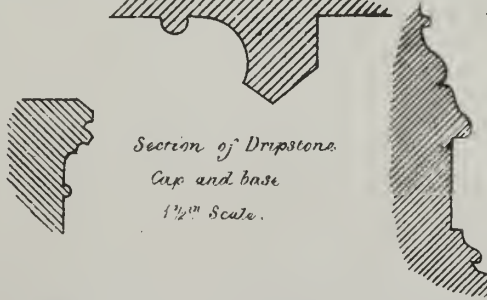
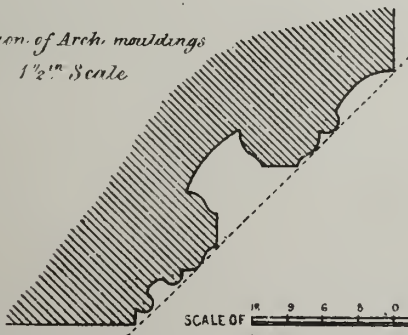
West Doorway from Chesham Church Bucks.



Section of Arch moldings
1 1/2" Scale

Section of Tamb moldings
1 1/8" Scale

Section of Dripstone
Cap and base
1 1/2" Scale.



SCALE OF 12 9 6 3 0 1 2 3 4 5 FEET




Section of dripstone.



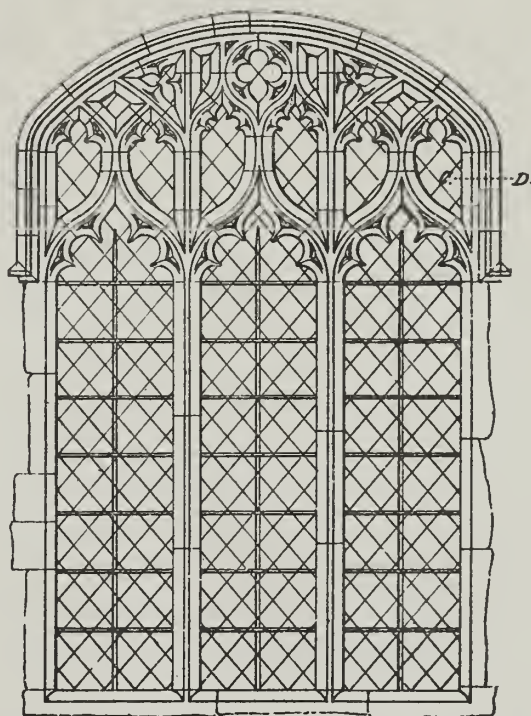
Section through A.B




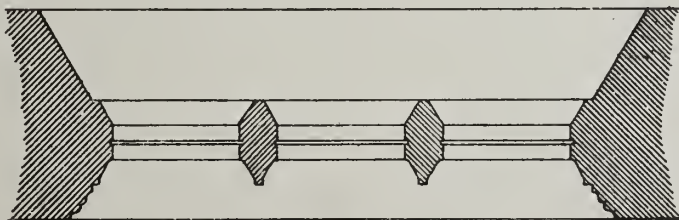
Section through C.D.



Window W. of S. Aisle Chesham Church, Bucks.



Window S. of Nave Ristangle Ch, Suffolk.

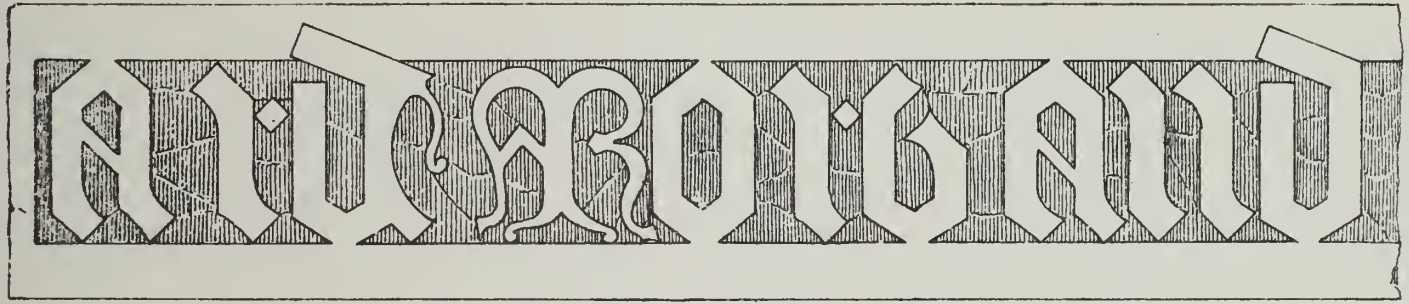

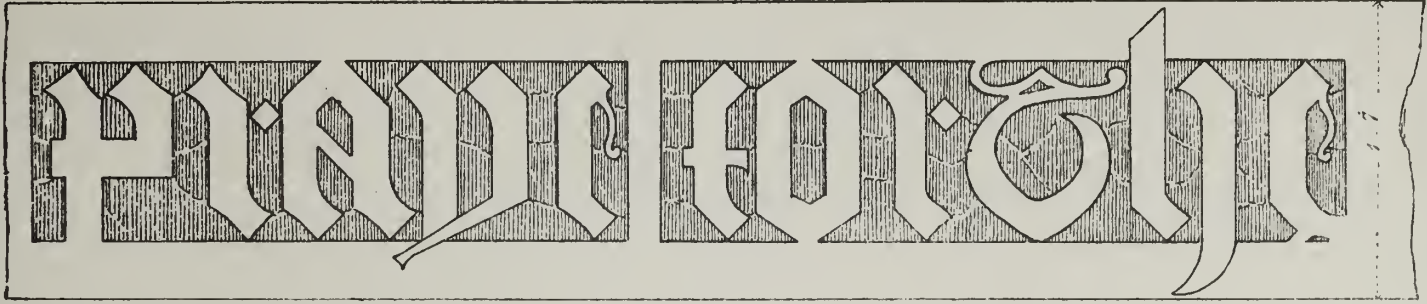


Section of moulding 2 inch scale.


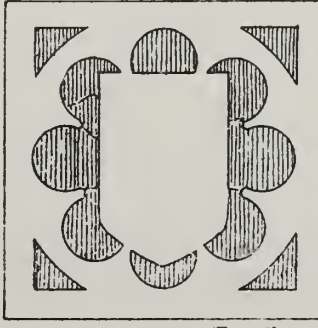

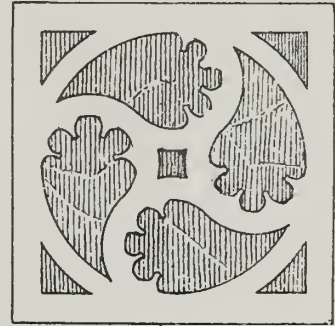


B

Scale 0 1 2 3 4 5 6 7 feet.

Specimens of Flintwork from




S^c Mary's Stratford, Suffolk



S^c Mary's Stratford Suffolk


Eye Church Suffolk

AP



The West doorway from Collishall Ch., Norfolk.


Section of mouldings 1st scale.




Scale of 1/2 1 2 3 4 5 feet




Turret light Westwick Church Norfolk




Windows from the towers of St. George's Church Norwich




Turret light Bradfield Ch. Norfolk




Turret light St. Lawrence's Ch Norfolk




Turret light St. Peter's Church Norfolk



Cottshall Church Norfolk



Bradfield Ch Norfolk, and

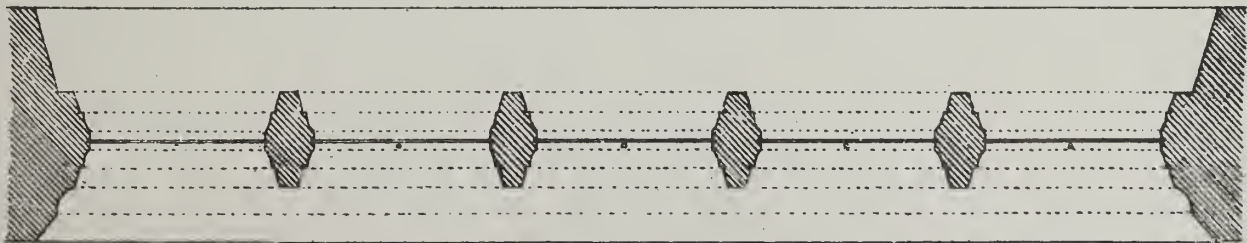


Scale of 1 2 3 feet





Window south of S. Transept. Little Stolford Church, Cambridgeshire.



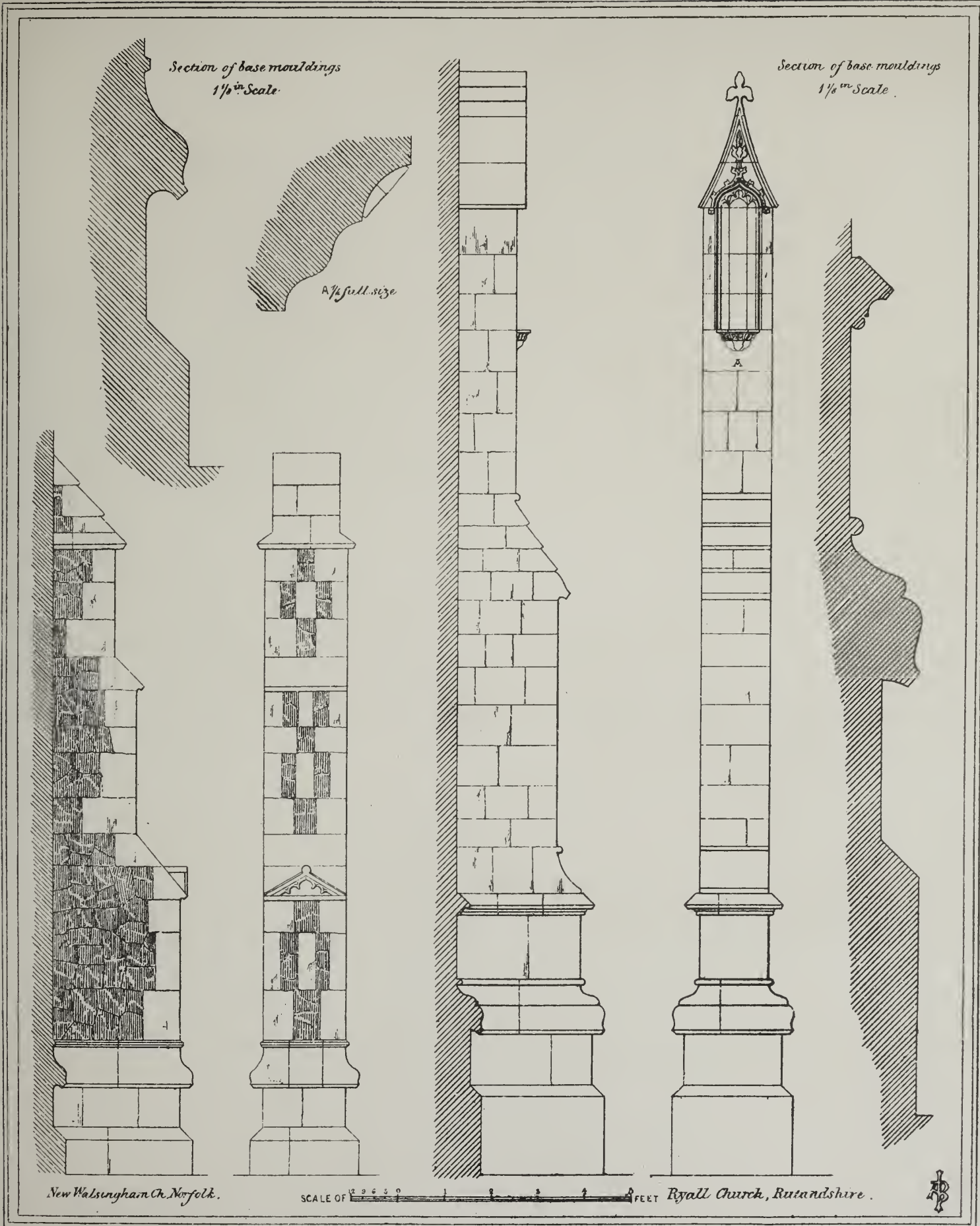
B

Scale 12 6 3 0 1 2 3 4 5 feet.

Perpendicular

SECTION I.


PLATE 24.





Perpendicular

SECTION I.

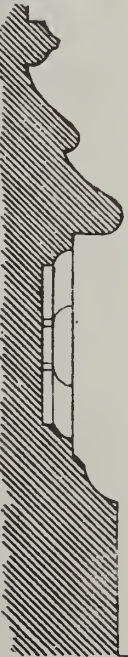
PLATE 25



Base mouldings to Towers of Deopham Ch. Norfolk,



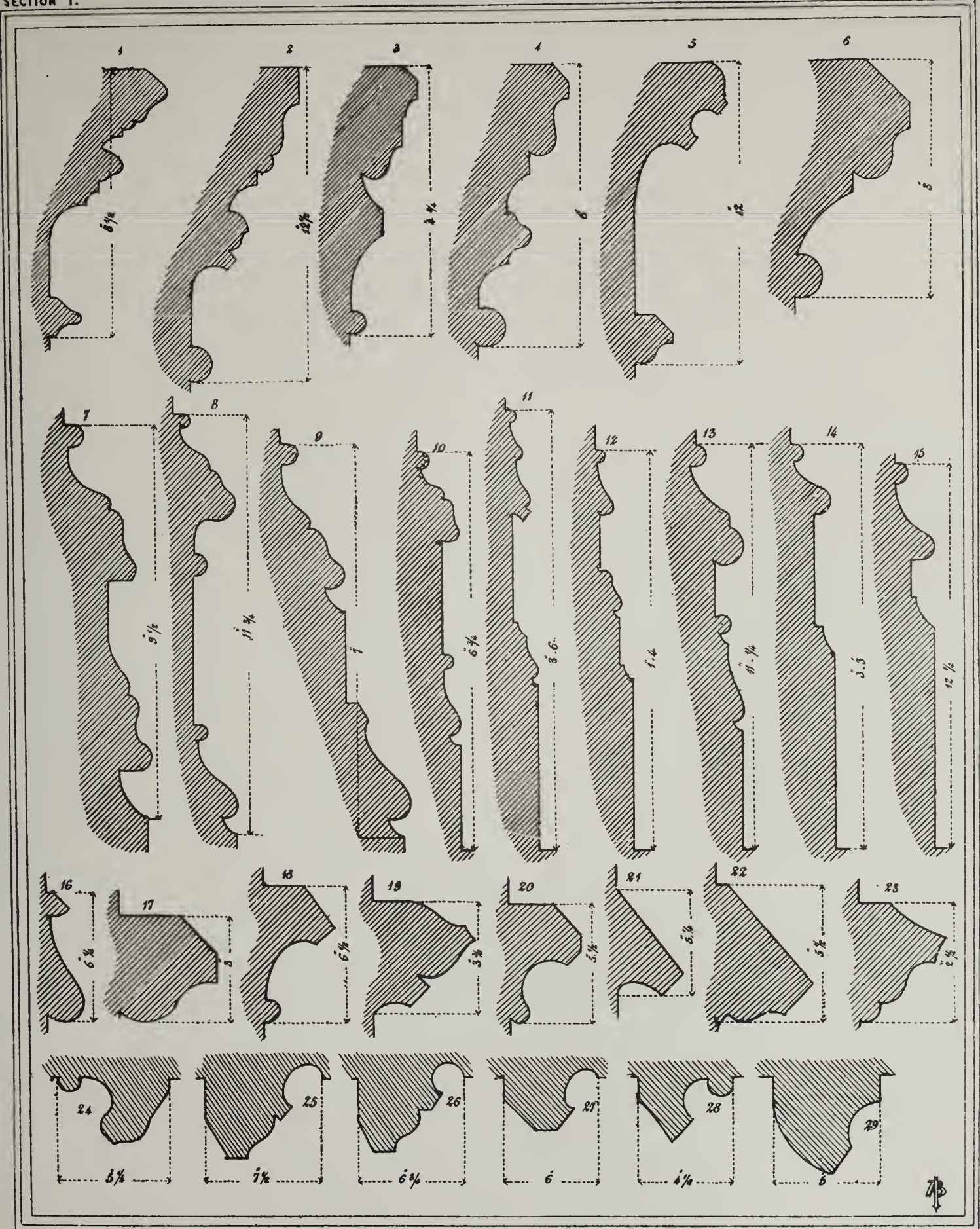
Kenninghall Church, Norfolk,




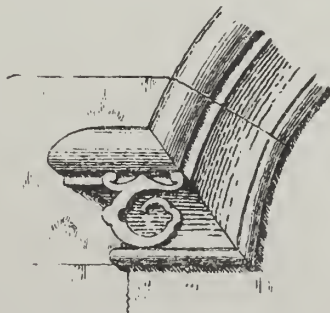
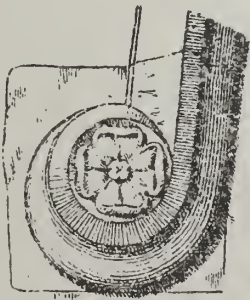

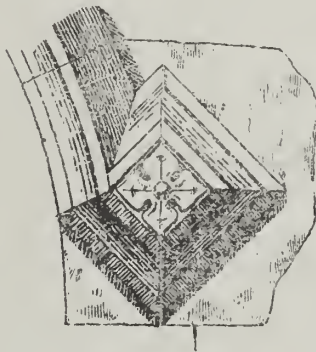

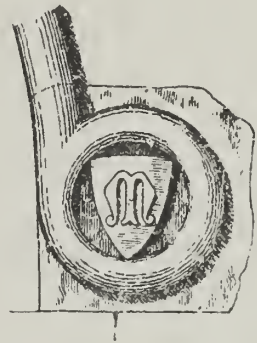
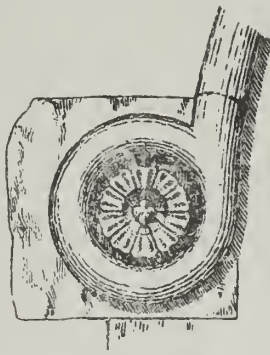
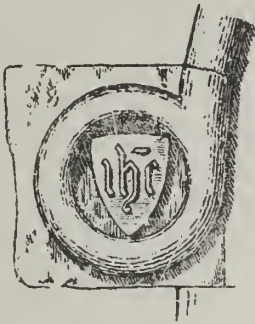

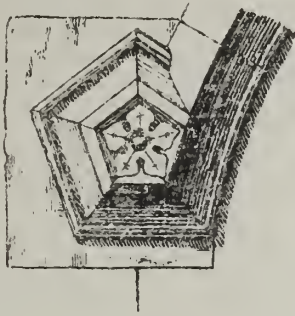
and Haslingfield Ch. Cambridgeshire.


Scale of $\frac{1}{2}$ 9 6 3 0 1 2 3 4 5 feet

SECTION I.



Specimens of Drapstorie terminations.


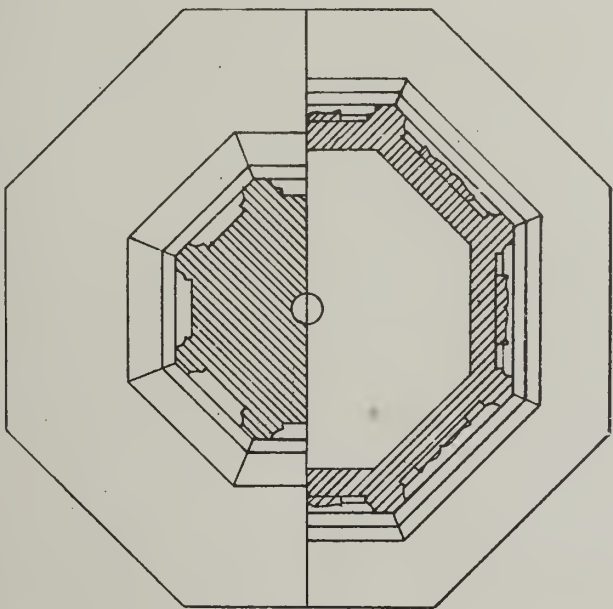




SCALE OF 12 9 6 3 0 1 2 3 FEET


Plan of stem

Plan of bowl

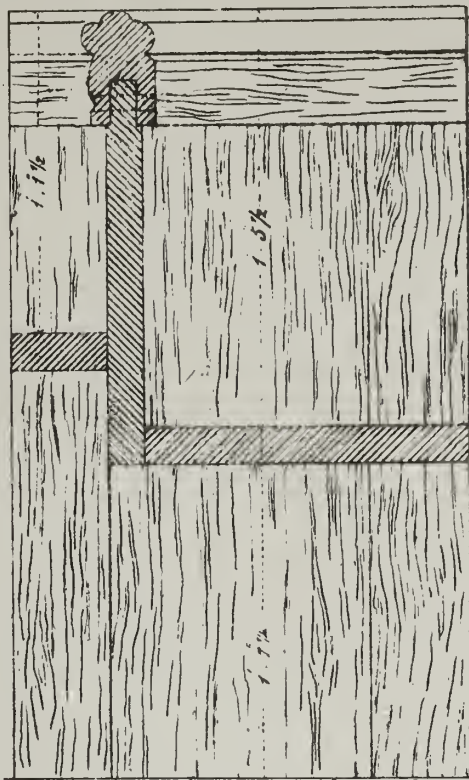


Font in Clymping Church, Sussex





Elevation of Standard

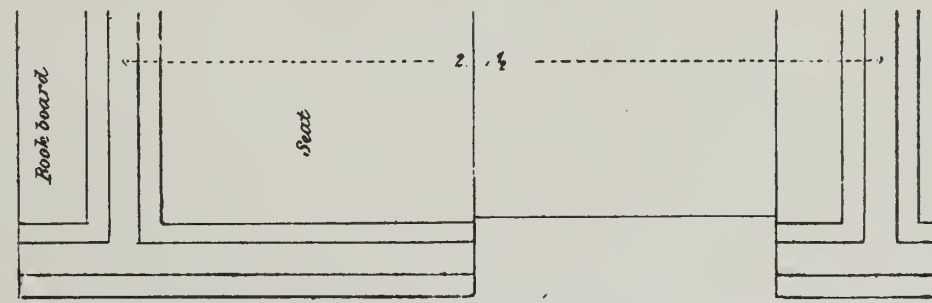


The seats average about seventeen feet long with one support in centre.

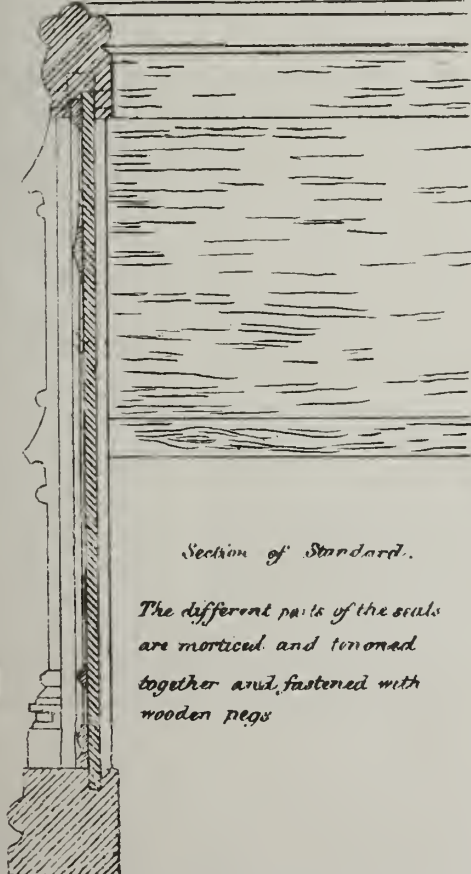
Section of Seats



Plan of Seats




Plan of upper mouldings.



Section of Standard.

The different parts of the seats are morticed and tenoned together and fastened with wooden pegs




Section of mouldings 1/4 full size


Open Seats from Great Waltham Church Essex circa 1420



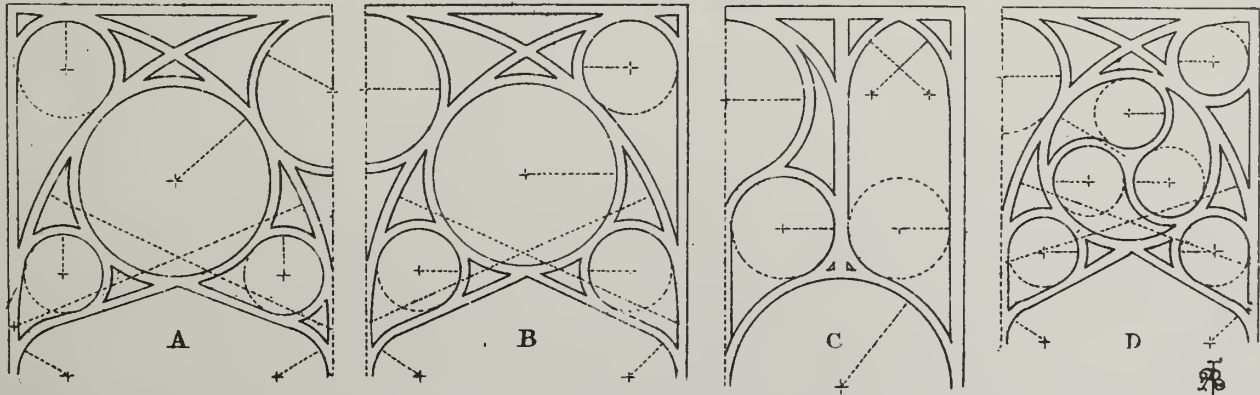
SCALE OF FEET



Panel heads from open seats. St. Waltham Ch. Essex.



Centres of Tracery 1/2 full size

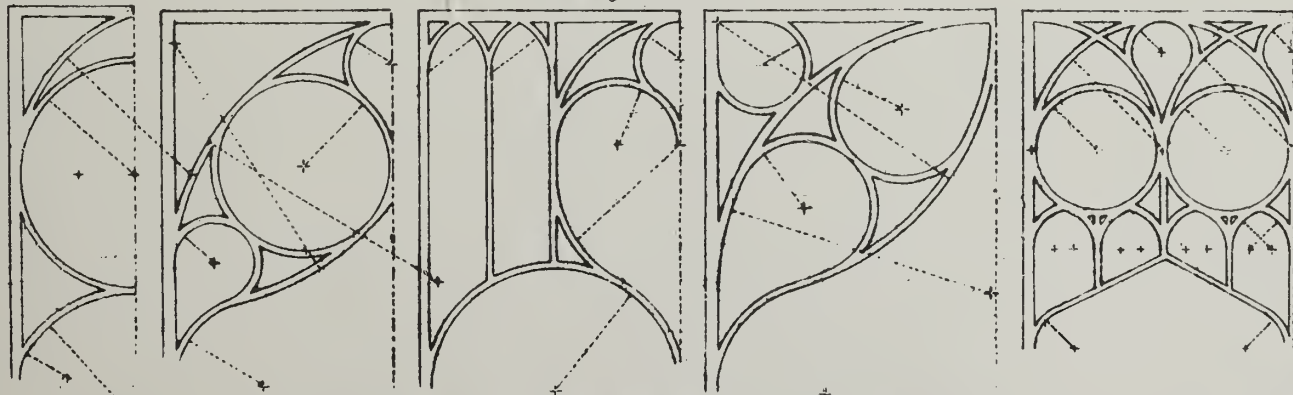




Panel heads from open seats Gt Waltham Ch Essex.



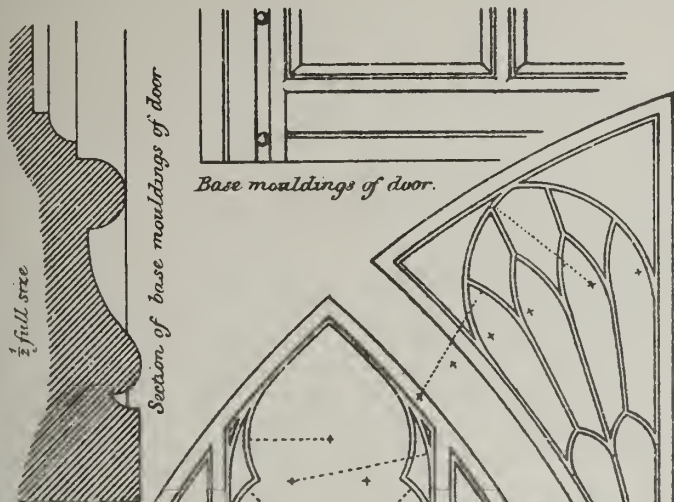
Centres of tracery.



SCALE OF 0 1 2 3 4 5 6 12 INCHES.



Door from St Alban's Abbey Church, Hertfordshire.




B

SCALE OF 18 9 7 FEET

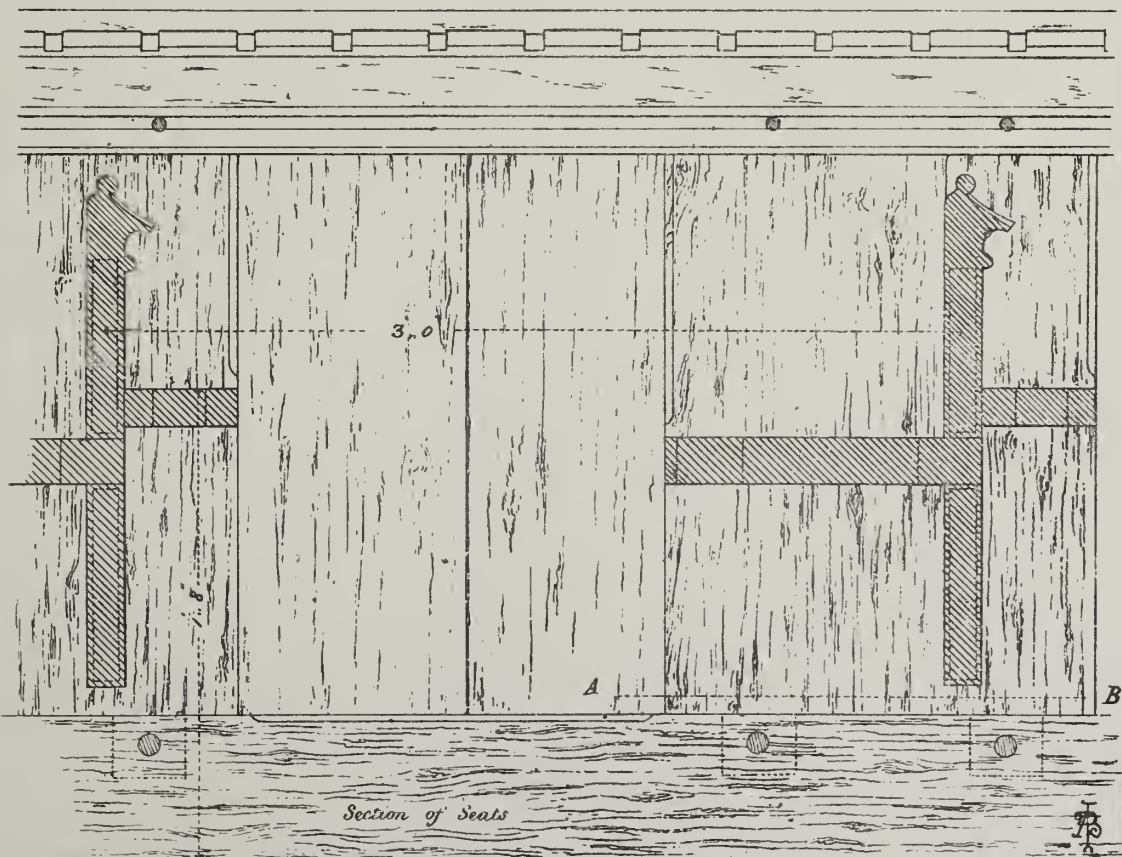
Open Seats from Bentley Ch. Suffolk.

SCALE OF 1 0 6 9 12 IN FEET



Section at F 2/3 scale.

Section at E 1/2 full size.






Finial from Bentley Church, Suffolk.



Finial from Great Wenham Church, Suffolk.



Finial from Brandon Church, Suffolk.



Finial from Cheston Bois Church, Bucks.

SCALE OF 0 1 2 3 4 5 6 7 INCHES

R

Parclose from Waltham Abbey Ch. Essex.

Section of beam




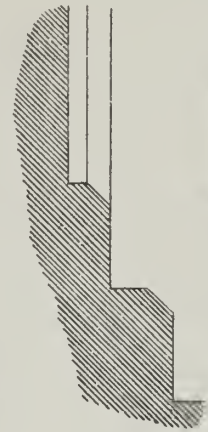
Section of sill



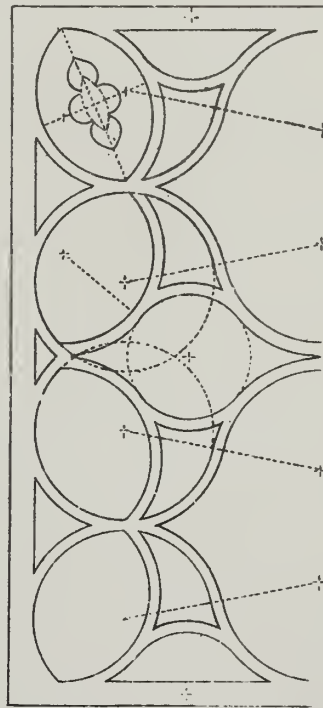

Section of mullion



Section on line A-B.



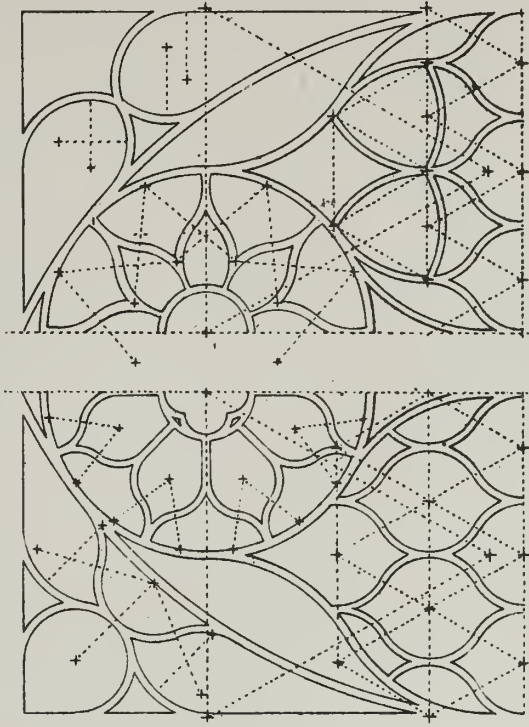


A-B



Centres of tracery

SCALE OF 12 9 6 3 0 3 FEET






Centres of Tracery.

Lower panels of Door, from Wells Cathedral.




SCALE OF FEET.

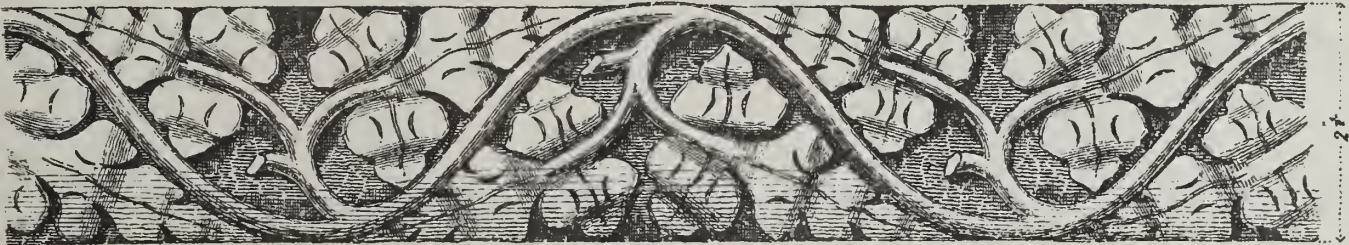




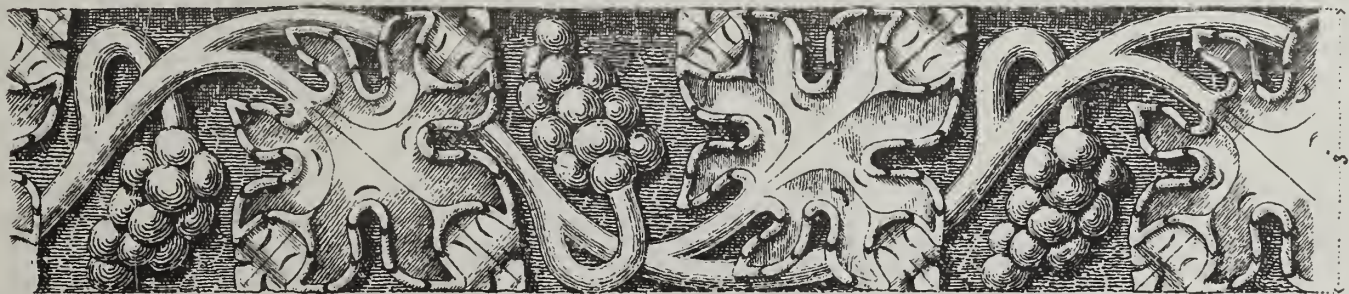
From roof of North Aisle Brockworth Church Gloucestershire.



From South Chapel Brockworth Ct Gloucestershire.



From Cirencester Church Gloucestershire.



From Cirencester Church Gloucestershire

B

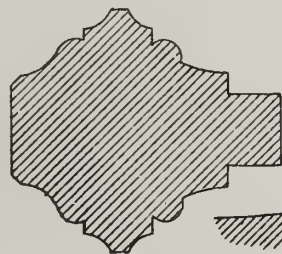
Woodscreen from Barton, Co. Cambridge,shire

Details of screen. $\frac{1}{8}$ full size.

Section of beam.




Section A. B.



Section B. C.



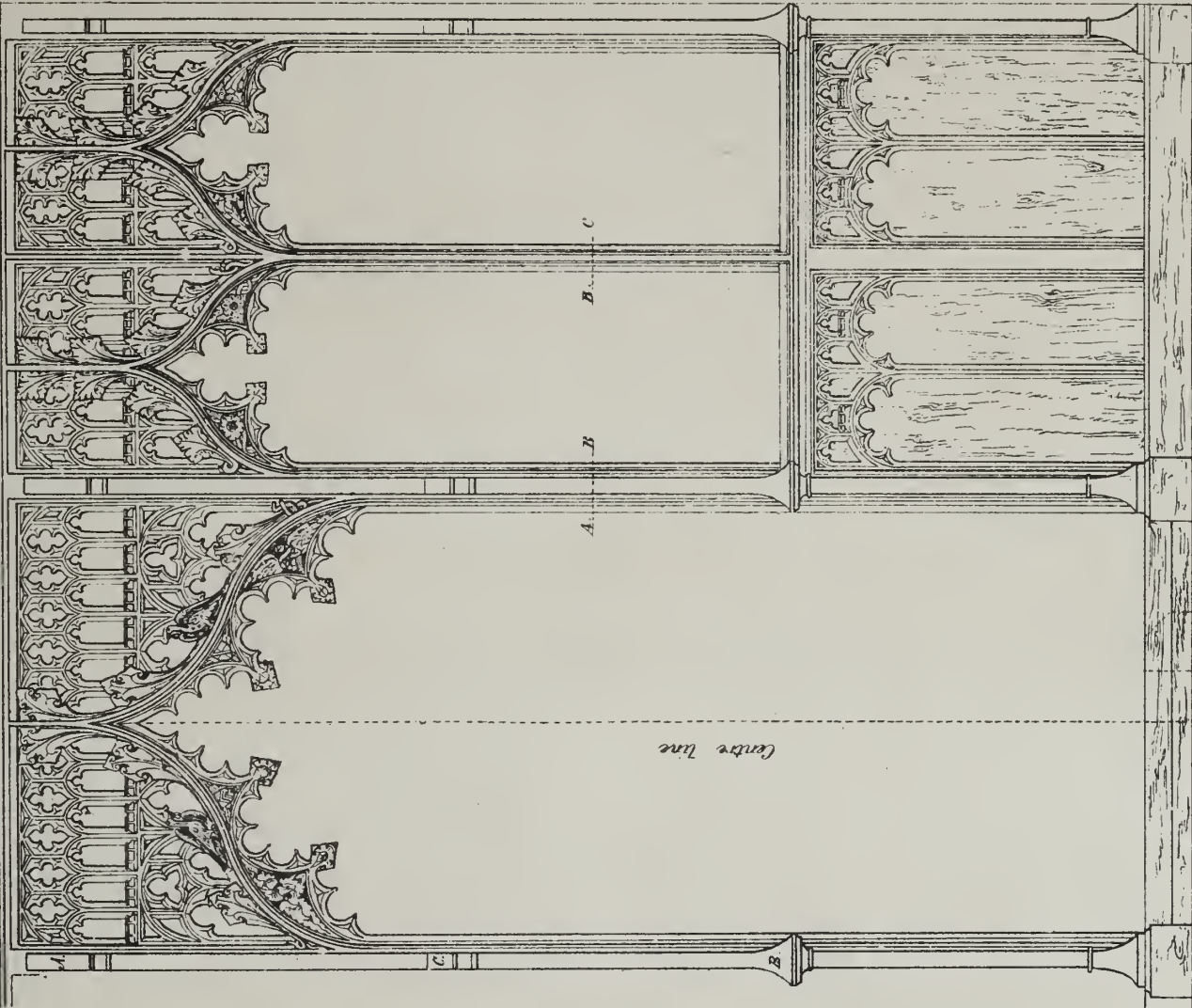
A

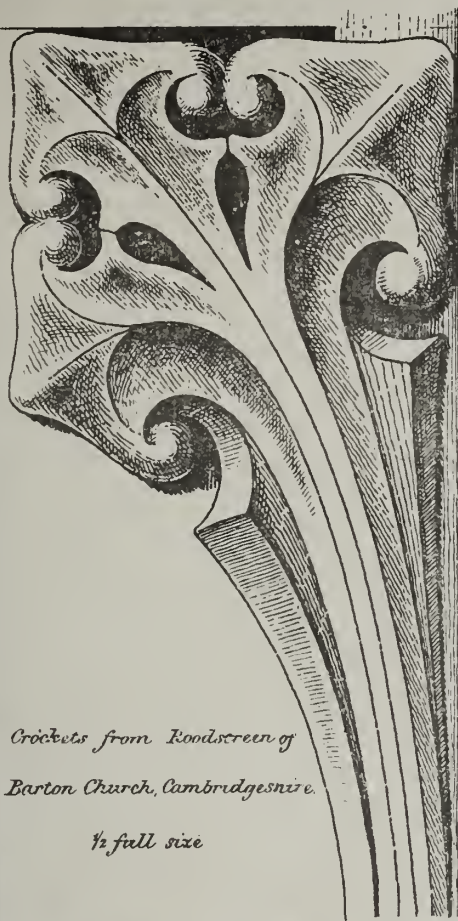


B



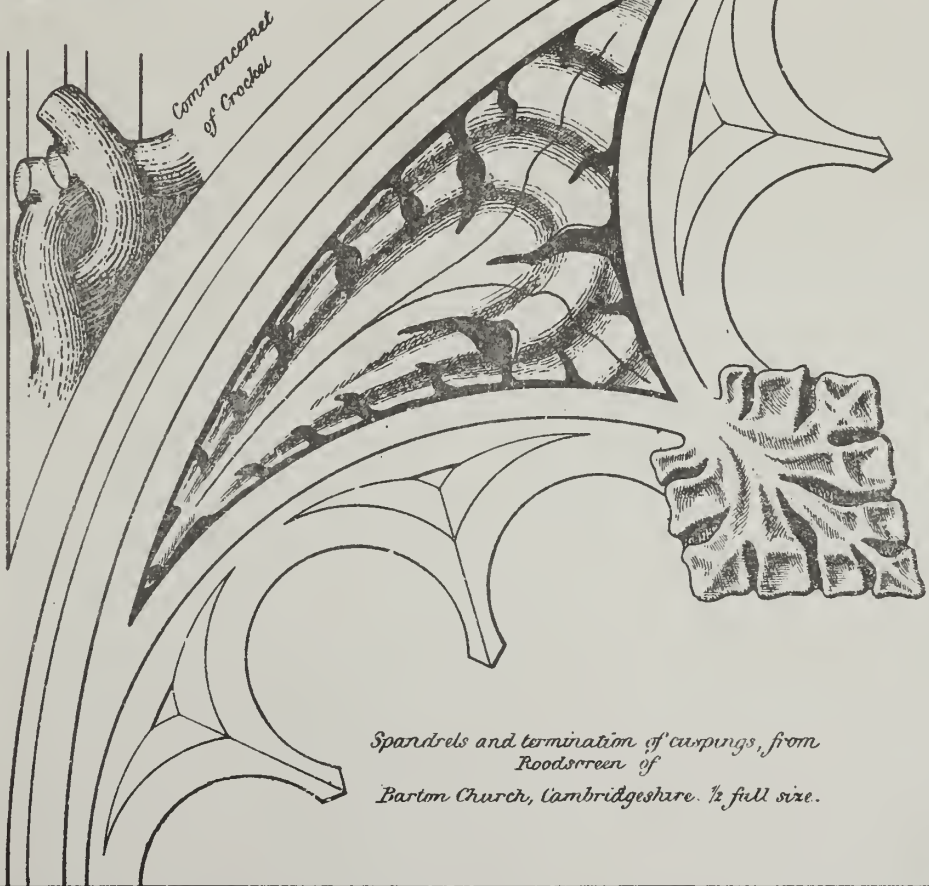
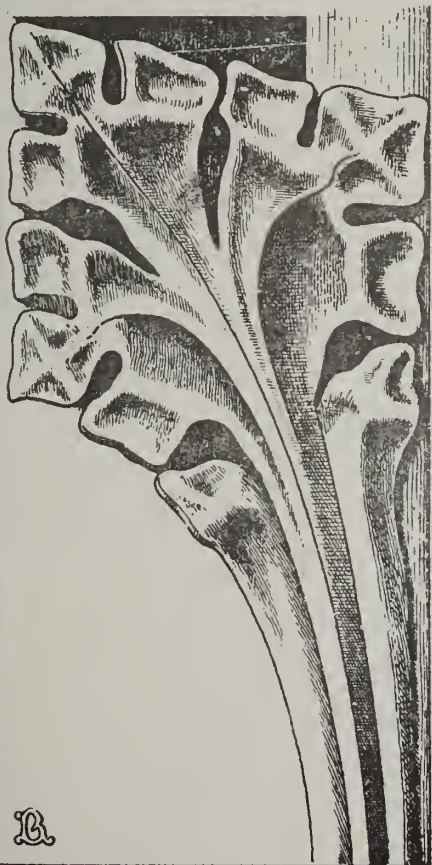

C





*Crocket from Roodscreen of
Barton Church, Cambridgeshire.*

1/2 full size

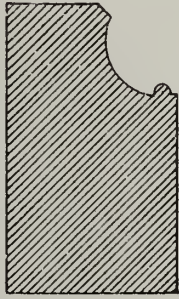


*Commencement
of Crocket*

*Spandrels and termination of cusplings, from
Roodscreen of
Barton Church, Cambridgeshire. 1/2 full size.*

B

Section D. E.

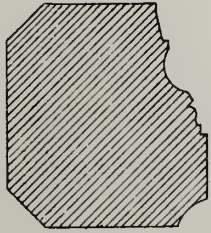


Rafters $5 \frac{1}{2} \times 4 \frac{1}{2}$

Curved braces $4 \frac{1}{2} \times 3 \frac{1}{2}$

Collars $4 \frac{1}{2} \times 3 \frac{1}{2}$


The section of details are shown full size



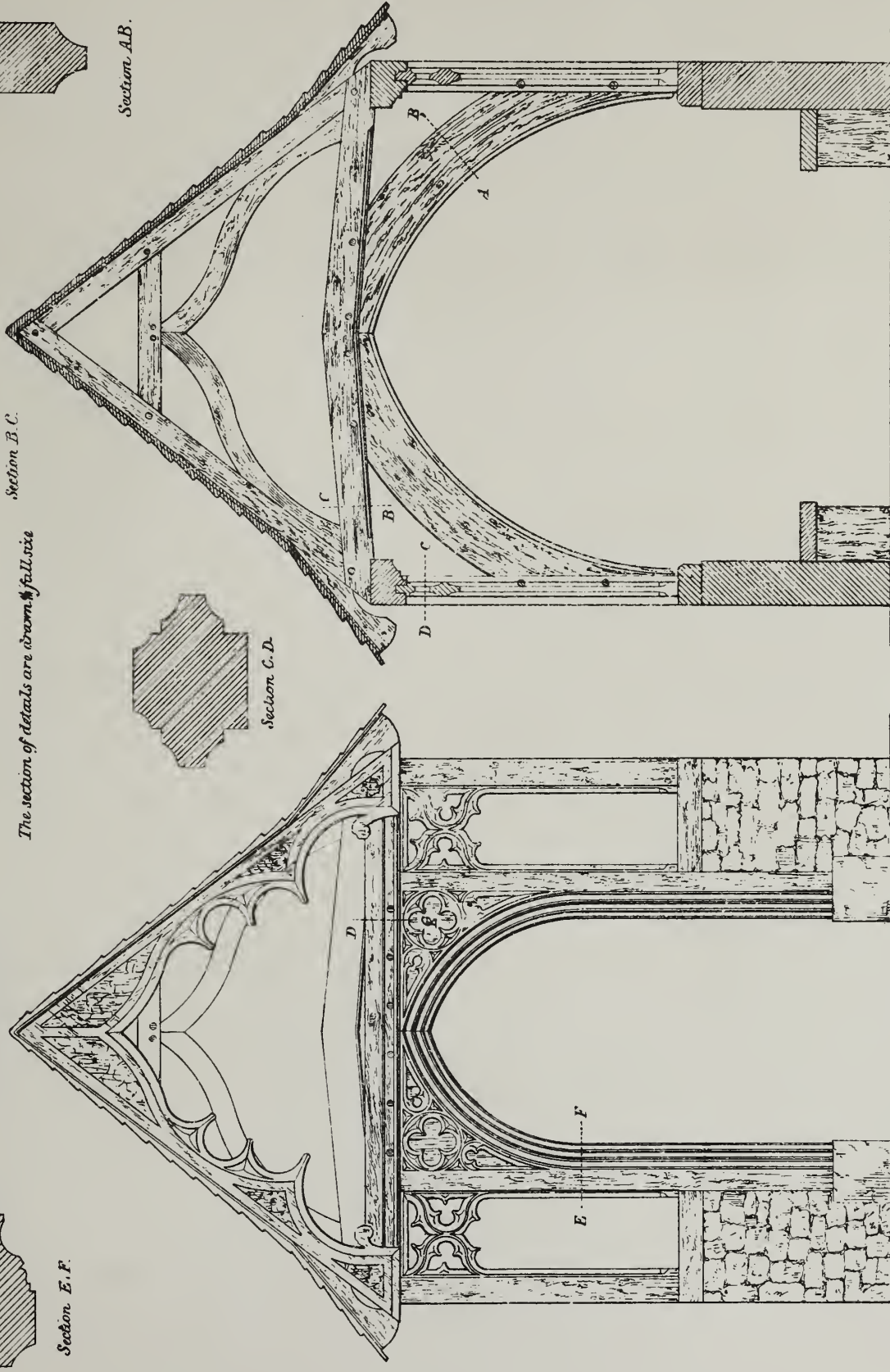
Section E. F.



Section B. C.



Section C. D.



South Porch Aldham Ch. Essex.


SCALE OF FEET




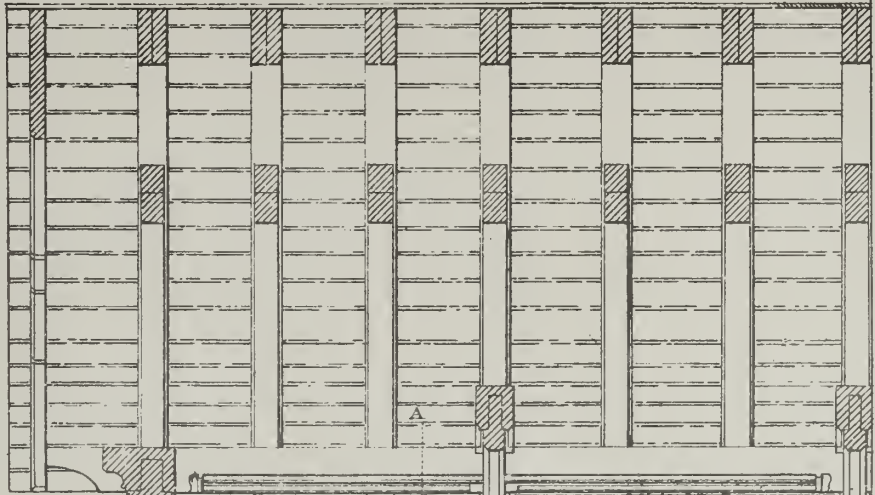
South Porch, Aldham Church, Essex.




Section A.B. $\frac{1}{2}$ full size.




Chamfer at C.



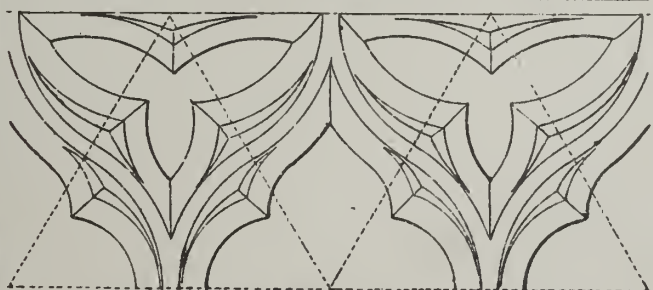
Section looking West.



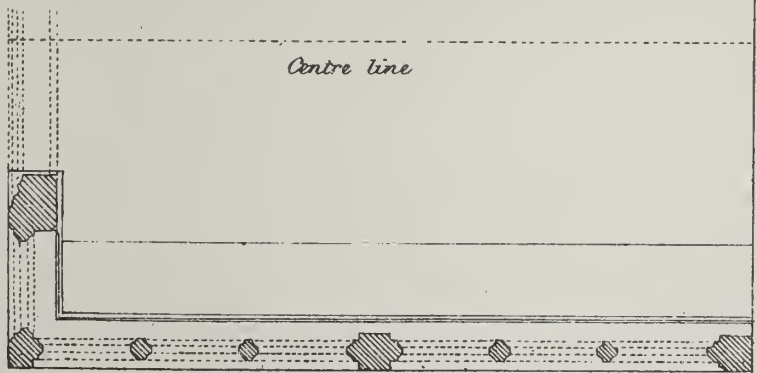
Tracery to Porch. 1st scale.



Tracery to W. side of Porch, Bradwell Ch. Essex. $\frac{1}{2}$ scale.



Tracery to E. side of Porch, Bradwell Ch. Essex.



Plan of Aldham Porch


SCALE OF 0 1 2 3 4 5 6 FEET.




Woodwork

SECTION II.


PLATE 14.



Spandrel from Bottisham Church, Cambridgeshire. 2" Scale



From Bottisham Church, Cambridgeshire.




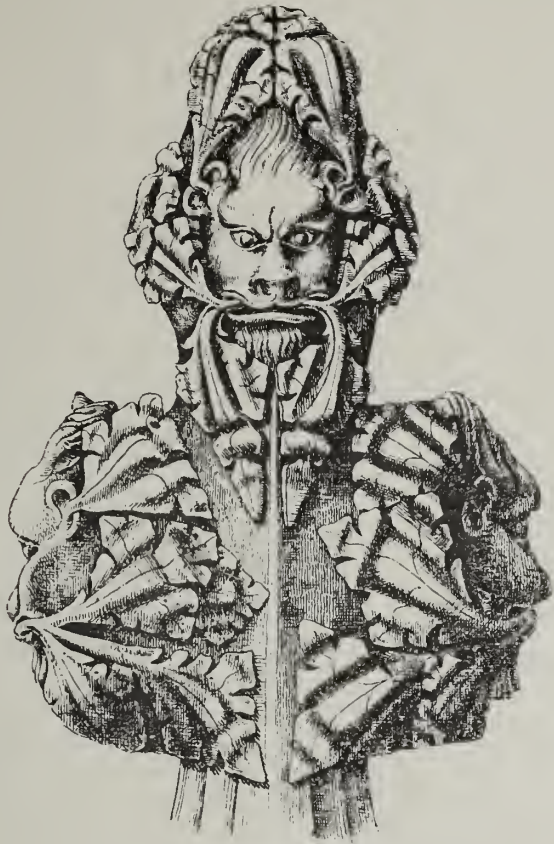
From Cirencester Church, Gloucestershire.



*From Bottisham Church, Cambridgeshire.
1½" Scale.*

B







From Nantwich Church, Cheshire.



From Stoke Church Suffolk.




From Stoke Church, Suffolk.



From Howell Ch. Lincolnshire.

B.

SCALE OF 1 2 3 4 5 6 INCHES

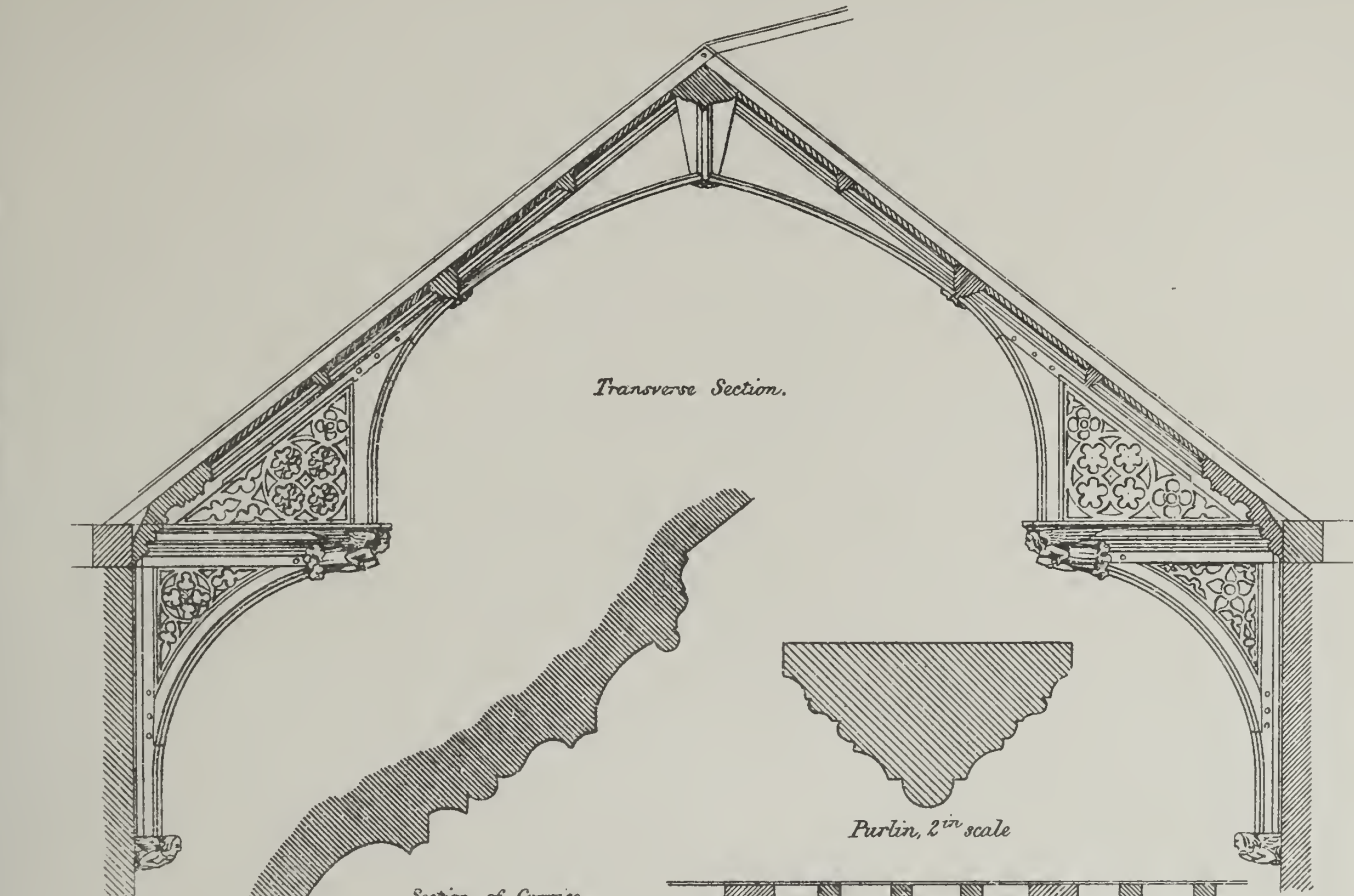


Roof over North Aisle, Wymonaham Church, Norfolk.

B

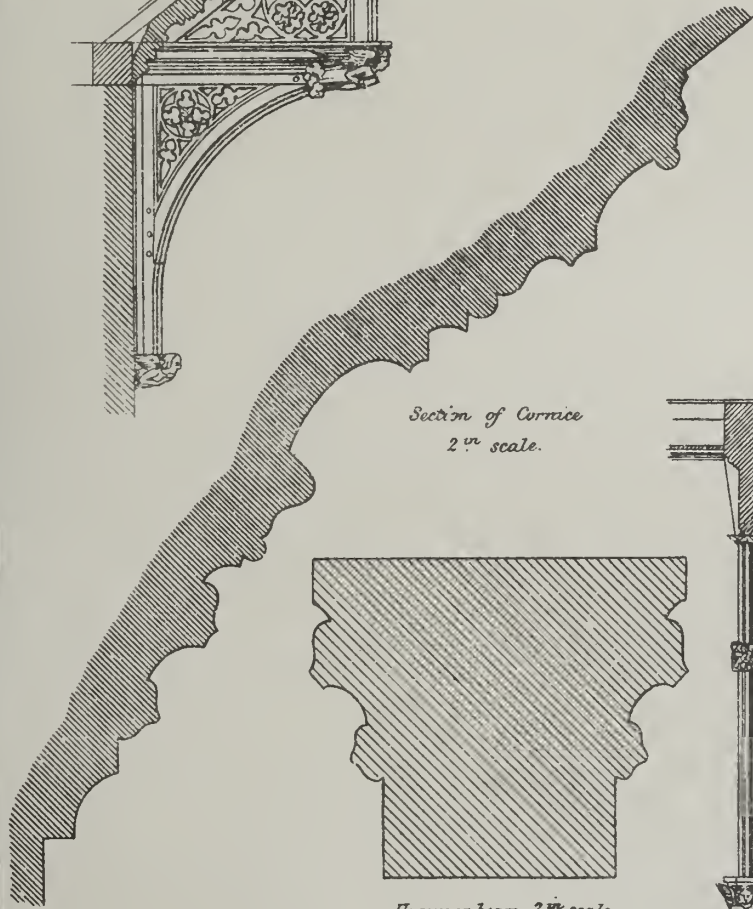
Roof over North Aisle, Wymondham Ch. Norfolk.

Transverse Section.




Purlin, 2nd scale.


Section of Cornice
2nd scale.



Hammer beam, 2nd scale.



Longitudinal Section.




Ornament in Cornice, 1/2 full size.

B

SCALE OF 0 1 2 3 4 5 6 7 8 9 10 FEET


Spandrels from roof, Wymondham Ch. Suffolk.



Scale of 1/4 in to a foot.



From St Mary Stratton Church, Norfolk



From St Wenham Church Suffolk

From a Church in Norfolk

Scale inches


B

Panels From Chester Cathedral

1/2" Scale



Roof over Nave of Chapel St Mary Church Suffolk
with details 2nd Scale






R

Roof over Nave of Chapel S^t Mary's Church Suffolk

Roof over porch Stuston Church, Suffolk.




Longitudinal section

B

Scale 1 2 3 4 5 feet.


Spandrels from Doncaster Church Yorkshire



*Spandrel from
Stoke Church
Suffolk.*

*Spandrel from
Stoke Church,
Suffolk.*

Spandrels from Doncaster Church Yorkshire



*Spandrel from
Stoke Church,
Suffolk.*

*Spandrel from
Stoke Church,
Suffolk.*

B



Scale of 0 1 2 3 4 5 6 Inches



Roof over the nave of Grandisburgh Ch. Suffolk

B.

Ornaments in Cornice 2nd Scale.



Section on line A.B.

Principal

Ridge Piece

Cornice

Rafter

Purlin

Hammer Beam.

Collar


Section on line C.D

Roof over the Nave of Grundsburgh Ch. Suffolk.
with


SCALE OF FEET

details 1st Scale







From side roofs Haslingfield Ct., Cambridgeshire.




From Road screen Tranch Ct., Norfolk.




B From roof of north porch Diss Ct., Norfolk.




From roof of N3 side Brockworth St. Gloucestershire.



SCALE OF 1 2 3 4 5 6 FEET

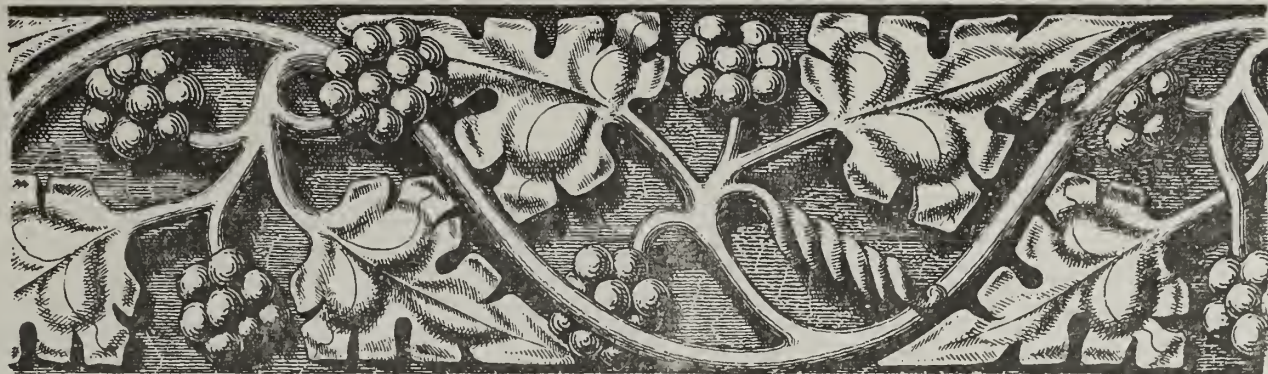


Section of Seat and Bookboard.

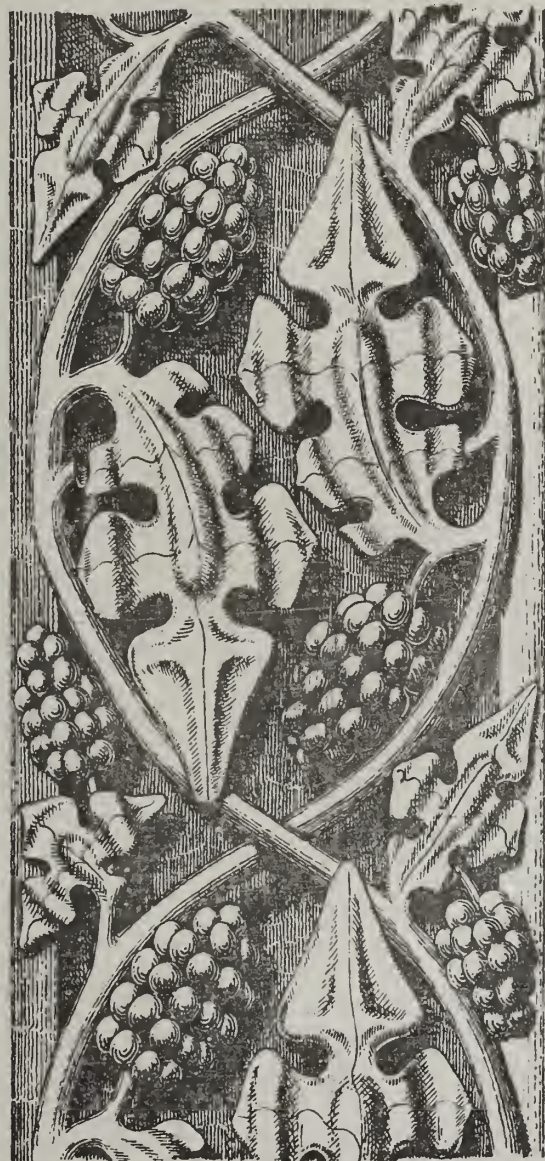


Elevation of Seat

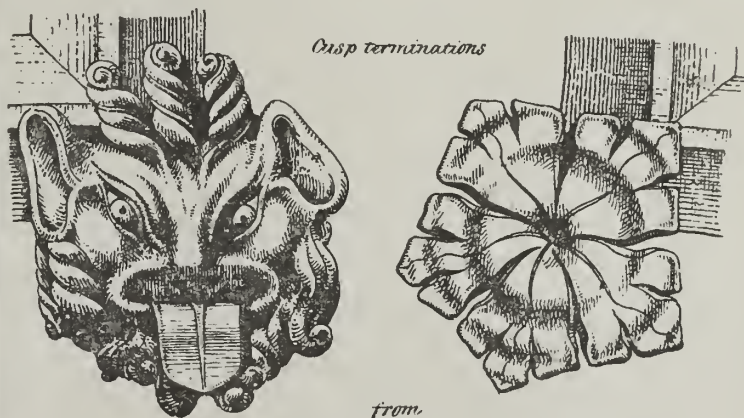
All half full size



From Screen in Rushden Church Northamptonshire.




B From South Door of Martham Church Norfolk






Cusp terminations


from Higham Ferrers Church Northamptonshire.




Finial from Debenham Church Suffolk.




Bench ends from Crowcombe Church, Somersetshire



From Worstead Church, Norfolk.




From Little Shelford Ch., Cambridgeshire.




From Worstead Church, Norfolk.




From Crowcombe Ch., Somersetshire.



From Bishop's Lydeard, Church, Somersetshire.

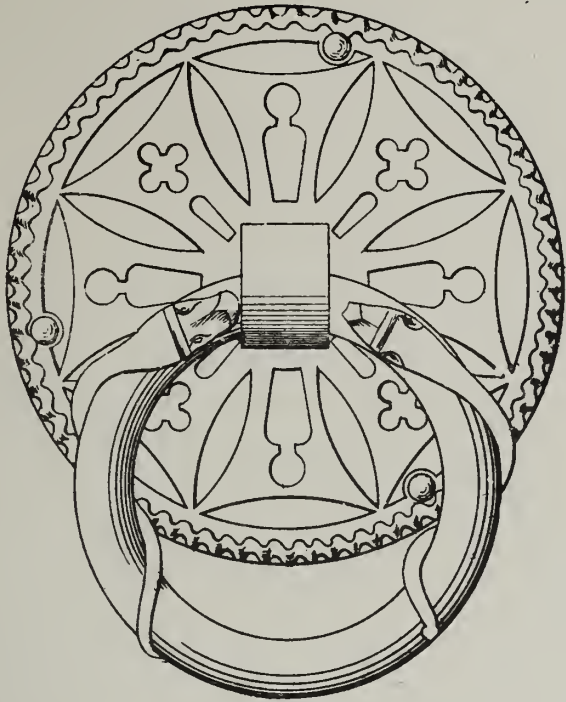





Hinges.

- A. From Erith Church, Kent.
- B. From Westminster Abbey Church, Midd.
- C. From Margaret Roding Church, Essex.
- D. From St Peter's Church, Colchester, Essex.
- E. From Northfleet Church, Kent.
- F. From St Albans Abbey Church, Hertfordshire.
- G. From Stanstead Abbots Church, Hertfordshire.


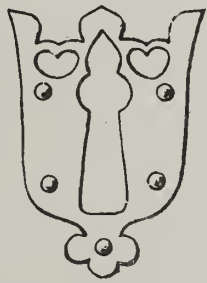
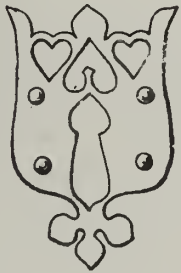
B



Scutcheon from St. Alban's Abbey Church, Hertfordshire




Scutcheon from St. Mary's Stratford, Suffolk



Key plates from Westminster Abbey




From Westminster Abbey




SCALE OF FEET

From South door of Hartley Church, Kent



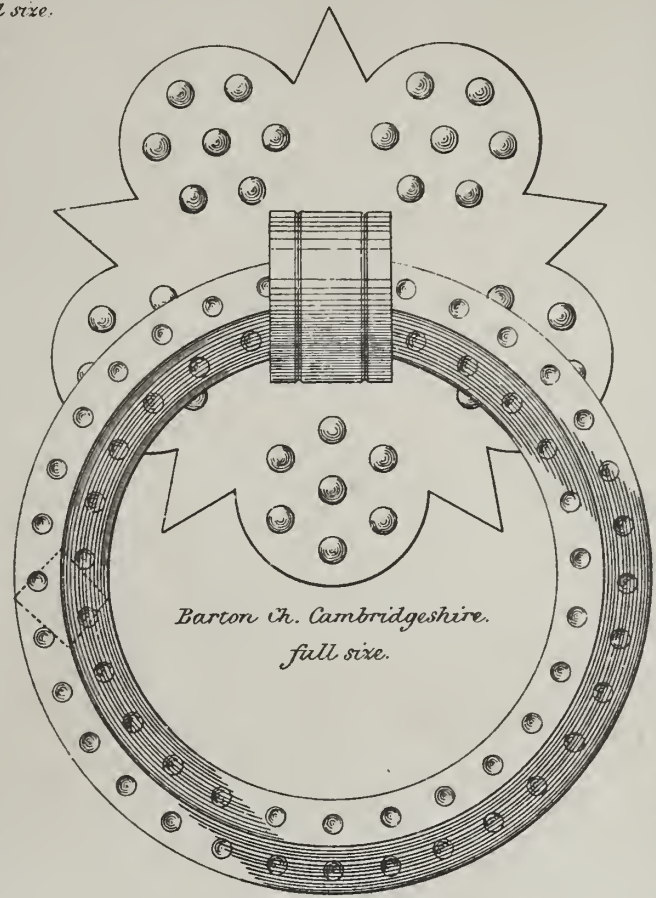
Section on line A. B.






Cirencester Ch. Gloucestershire. 1/2 full size.

Section C.D. full size.

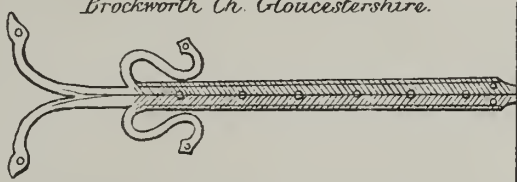


Barton Ch. Cambridgeshire. full size.

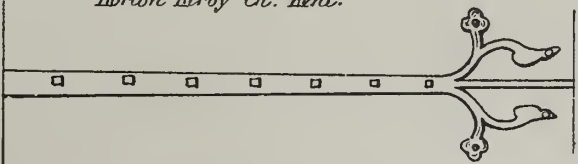


Gloucester Cathedral.


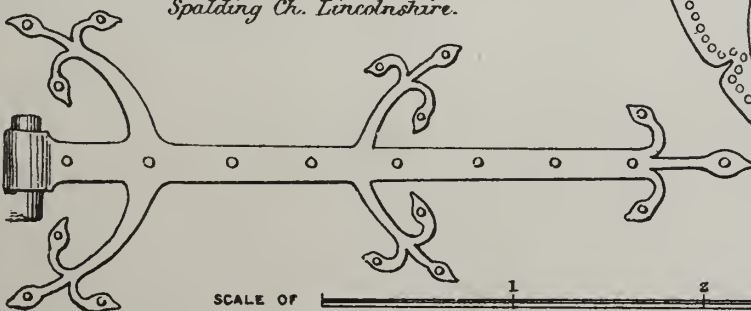
Brockworth Ch. Gloucestershire.



Horton Kirby Ch. Kent.




Spalding Ch. Lincolnshire.



Brockworth Ch. Gloucestershire. 1/2 full size.

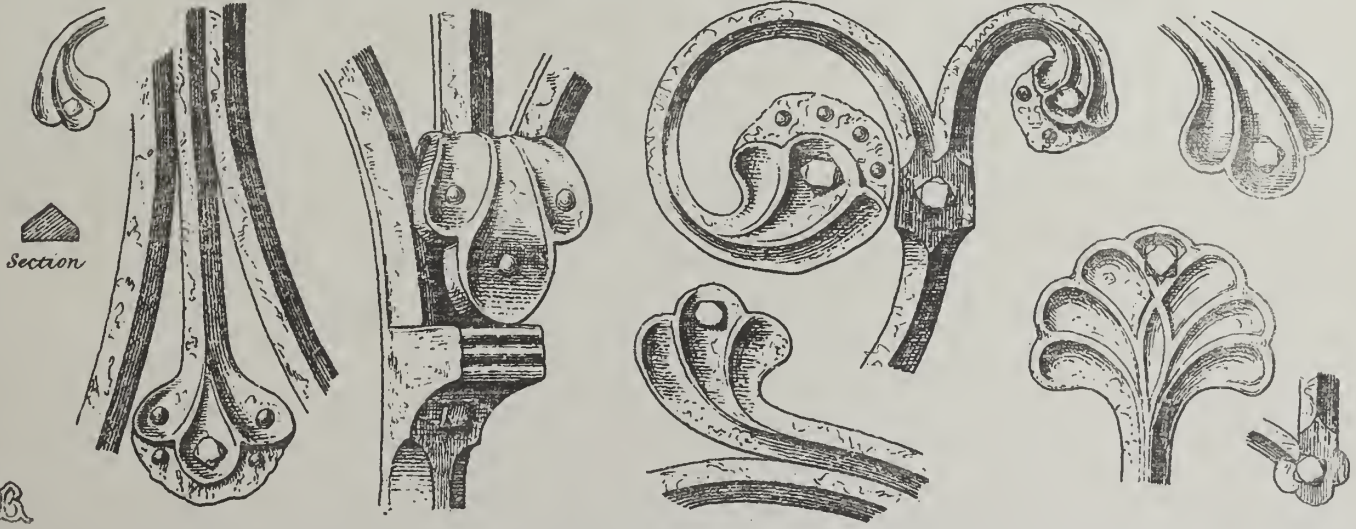
SCALE OF 1 2 3 INCHES.






Iron scroll-work from doors in Chester Cathedral and details one half full size.

SCALE OF 1 2 FEET

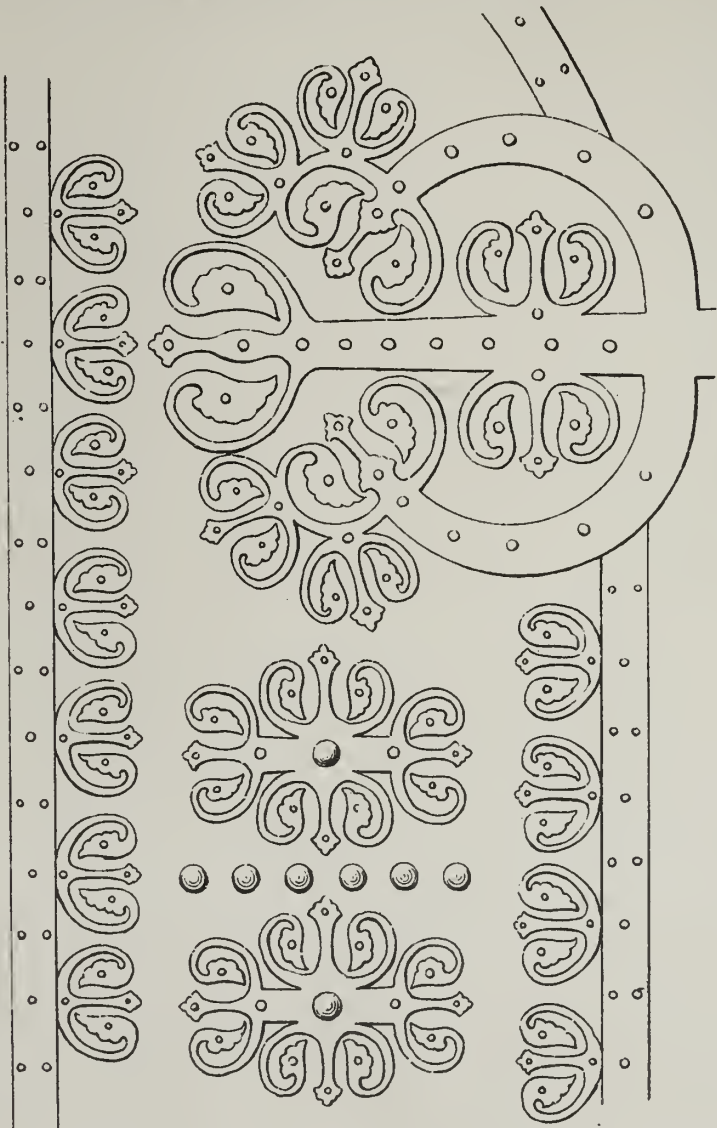
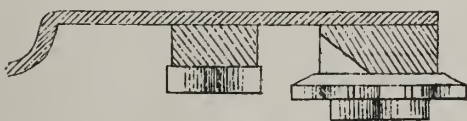



B

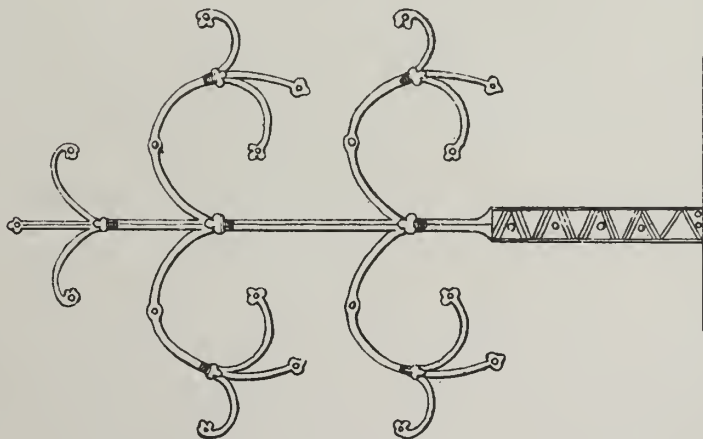
Closing Ring from Aldham Ch. Essex.
1 1/2 in scale.



Closing Ring from Eye Church, Suffolk.
1/2 full size.
with details full size.



Part of ironwork from doors of Sempringham Ch.
1 1/2 in scale




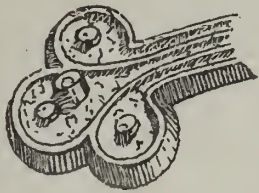
Hinge from Tinwell Ch. Rutland 1 1/2 in scale.



*Metalwork from Doors of
Chapter House, York Minster*


1 1/2" Scale

Details one half full size



B



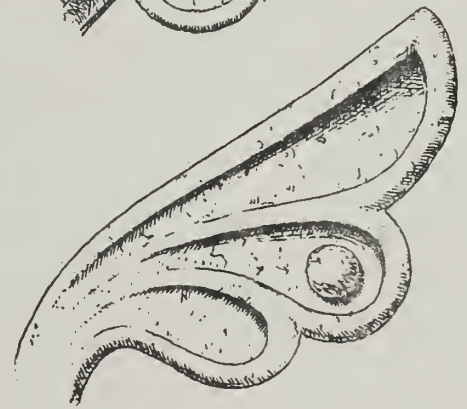
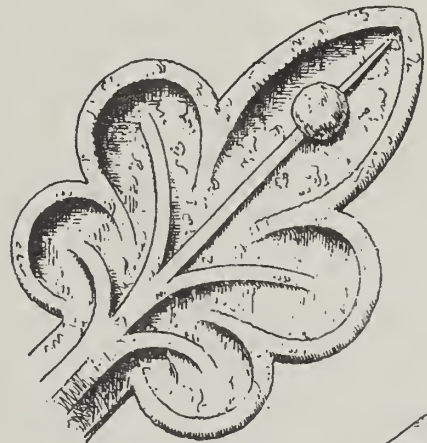

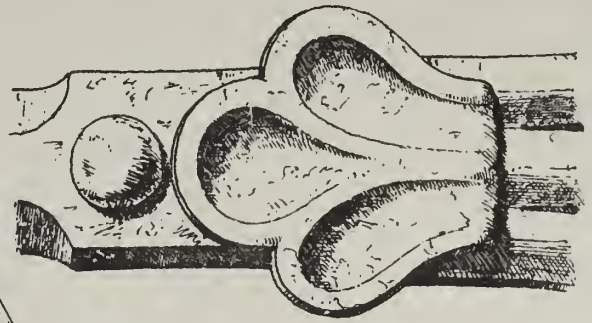



Closing rings from
 A. *Duss Church, Norfolk.*
 B. *Bapchild Church, Kent.*
 C. *Hythe Church, Kent.*
 D. *Haconby Church, Lincolnshire.*
 E. *Westminster Abbey Church.*
 F. *Colby Weston Church, Northamptonshire.*
Key Plates from
 H. *Duss Church Norfolk.*
 I. *Uffington Church, Lincolnshire.*

SCALE OF 1 2 3 4 5 6 INCHES

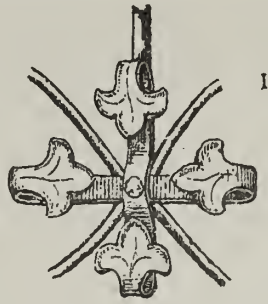



From St. Marys, Norwich. with details full size



B

Scale of 1 2 3 4 feet



A. Tunstead Ch. Norfolk.

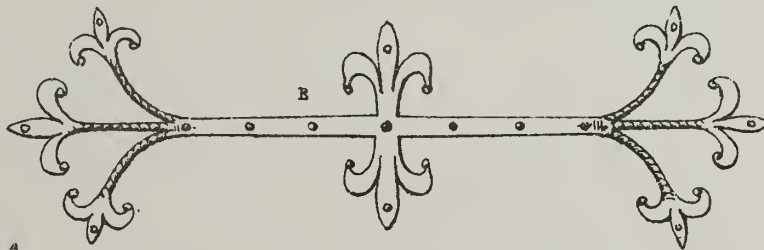
B. G. Casterton Ch. Rutland.

C. S. Alban's Abbey Church

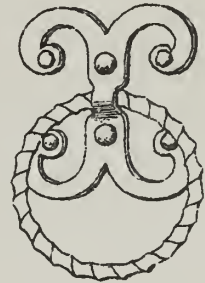
D. Market Deeping Ch. Lincoln.



F



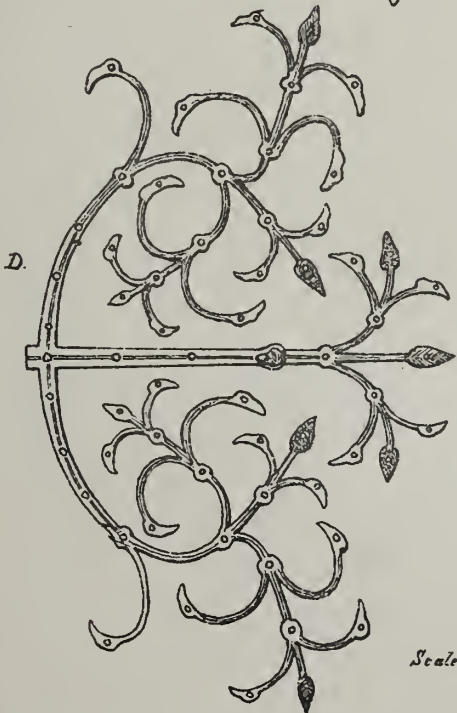
B



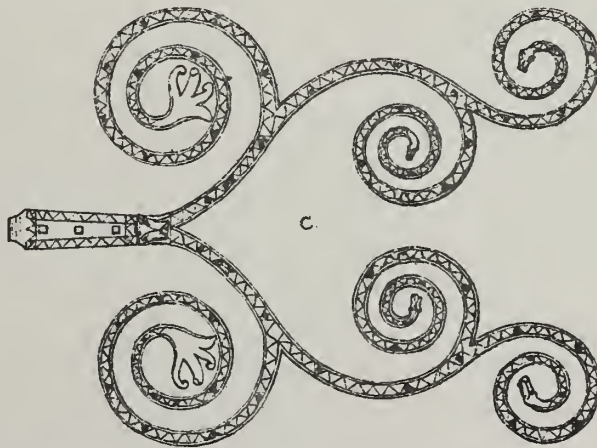
E

E Floore Ch. Northampton.

F Tunstead Ch. Norfolk.





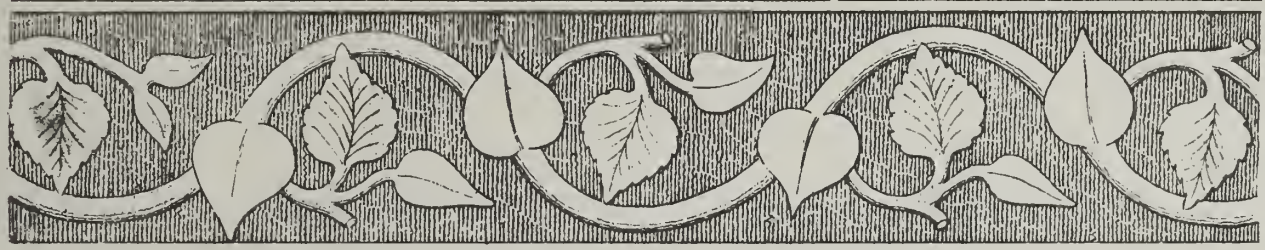


D



C


Scale of 1 2 3 4 5 6 feet





From Westminster Abbey Church.

*From South Door of
Eaton Bray Church,
Bedfordshire.*



B

SCALE OF

1

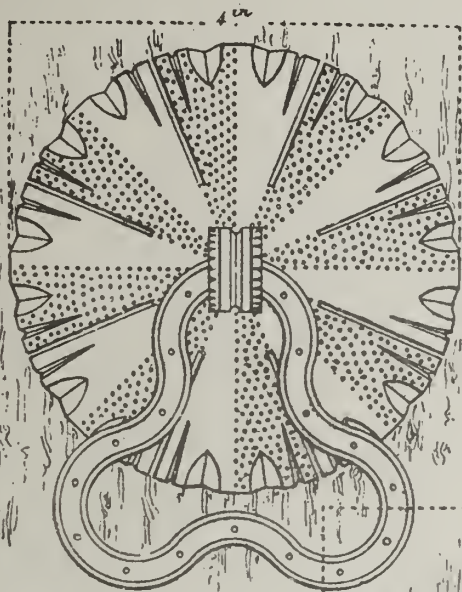
2

3

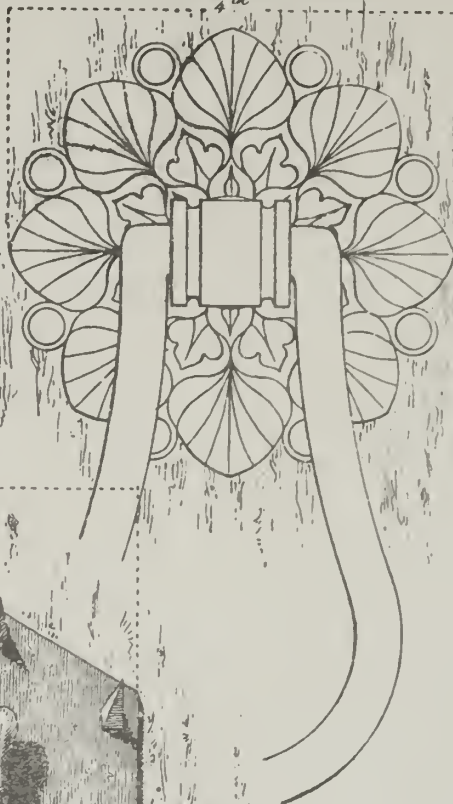
4 FEET

Closing Rings from


Easton Church Rutlandshire



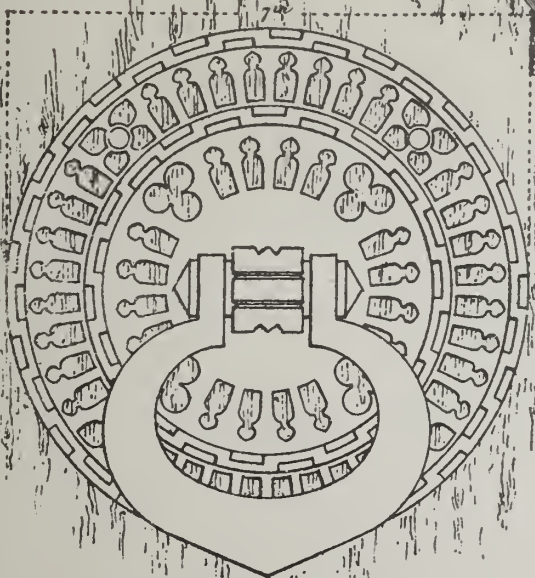
St Nicholas Church,
Gloucester.




Ashby St Ledger Church,
Northamptonshire.



Ashby St Ledger Church,
Northamptonshire



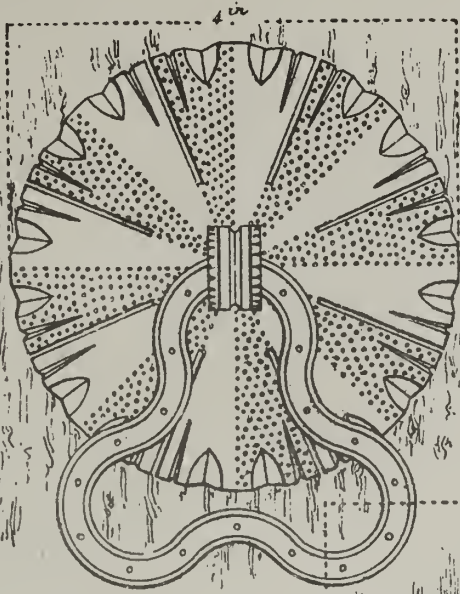
and Martham Church, Norfolk



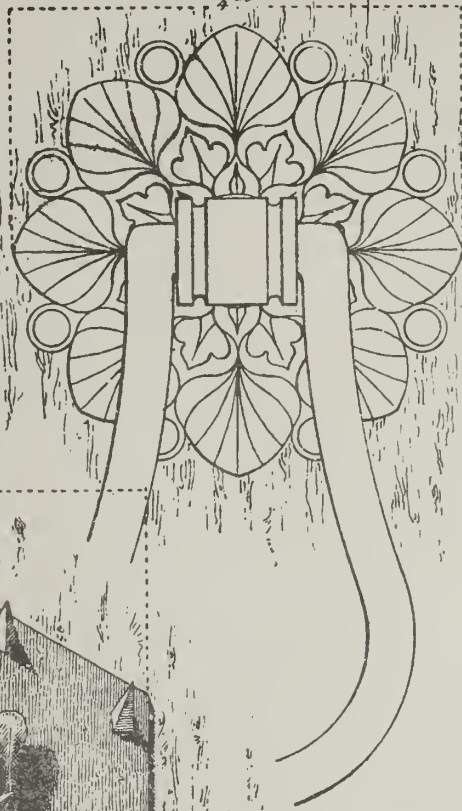
R

Closing Rings from


Easton Church Rutlandshire





*S^t Nicholas Church
Gloucester.*



*Ashby S^t Ledger Church,
Northamptonshire.*

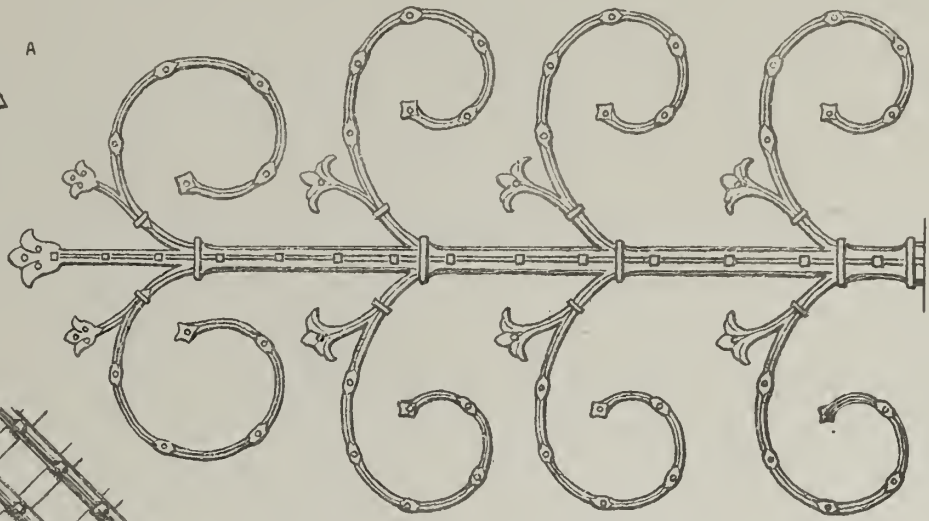
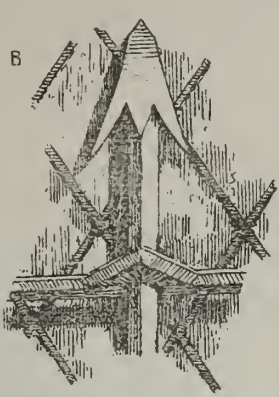


*Ashby S^t Ledger Church,
Northamptonshire.*

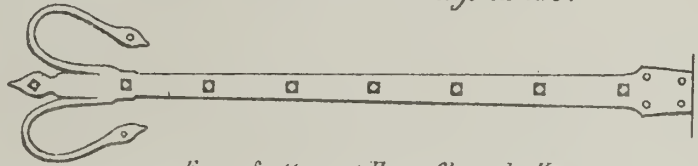
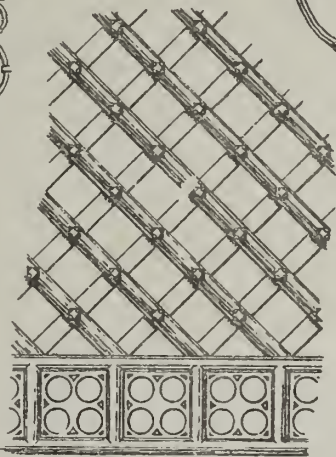


and Martham Church, Norfolk.

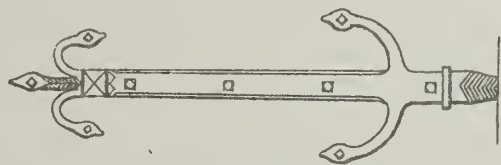
R



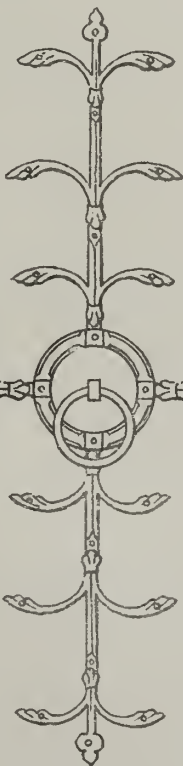
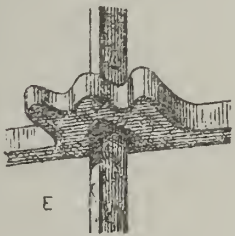
From Woolton Church Bedfordshire.



From Sutton atHONE Church, Kent.


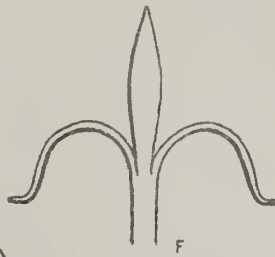


From Orundle Church, Northamptonshire.



From

- A. Potterspury Church, Northamptonshire.
- B. Raxwells Church, Northamptonshire.
- C. St. Albans Abbey Church, Herts.
- D. Rothley Church, Leicestershire.
- E. Trull Church, Somersetshire.
- F. Rushden Church, Northamptonshire.
- G. Filby Church, Norfolk.
- H. Ashby St. Ledger Church, Northants.



From Martham Church, Norfolk





GETTY CENTER LIBRARY



3 3125 00074 7564

